

CONDITIONAL PREDICTIVE INFERENCE FOR STABLE ALGORITHMS

BY LUKAS STEINBERGER* AND HANNES LEEB†

University of Vienna

We investigate generically applicable and intuitively appealing prediction intervals based on k -fold cross validation. We focus on the conditional coverage probability of the proposed intervals, given the observations in the training sample (hence, training conditional validity), and show that it is close to the nominal level, in an appropriate sense, provided that the underlying algorithm used for computing point predictions is sufficiently stable when feature-response pairs are omitted. Our results are based on a finite sample analysis of the empirical distribution function of k -fold cross validation residuals and hold in non-parametric settings with only minimal assumptions on the error distribution. To illustrate our results, we also apply them to high-dimensional linear predictors, where we obtain uniform asymptotic training conditional validity as both sample size and dimension tend to infinity at the same rate and consistent parameter estimation typically fails. These results show that despite the serious problems of resampling procedures for inference on the unknown parameters (cf. Bickel and Freedman, 1983; El Karoui and Purdom, 2018; Mammen, 1996), cross validation methods can be successfully applied to obtain reliable predictive inference even in high dimensions and conditionally on the training data.

1. Introduction. It is the fundamental task of (supervised) statistical learning, when given an i.i.d. training sample of feature-response pairs (x_i, y_i) and an additional feature vector x_0 , to provide a point prediction for the corresponding unobserved response variable y_0 . In such a situation, a prediction interval that contains the unobserved response variable with a

*Lukas Steinberger was supported by the Austrian Science Fund (FWF): P 28233-N32 and I 5484-N, the latter project is part of the Research Unit 5381 of the German Research Foundation. Part of this research was conducted while Lukas Steinberger was funded by the German Research Foundation (DFG): RO 3766/401.

†Hannes Leeb was supported by the Austrian Science Fund (FWF): P 28233-N32 and P 26354-N26.

MSC 2010 subject classifications: Primary 62G15, 62J02; secondary 62G20, 62J07

Keywords and phrases: prediction intervals, high-dimensional regression, algorithmic stability, cross-validation

prescribed probability provides valuable additional information to the practitioner. In many applications a training sample is obtained only once and is subsequently used to repeatedly construct point and interval predictions as new measurements of feature vectors become available. In such a situation, it is desirable to control the conditional coverage probability of the prediction interval given the observations in the training sample, rather than the unconditional probability (the latter is controlled, for example, by procedures discussed in Barber et al., 2021; Vovk et al., 2005). We call this notion of validity of a prediction interval, where the conditional coverage probability given the training data is (approximately) controlled, *training conditional validity* (see also Vovk, 2013). Notice how this is markedly different from the notion of *object conditional validity* where the conditioning is on the new feature vector x_0 (cf. Foygel Barber et al., 2021).

We study a very simple method based on cross validation (CV) residuals, which is generic, in the sense that it can be constructed on top of any algorithm that produces a point predictor, and that yields asymptotic training conditionally valid prediction intervals provided the underlying point prediction algorithm is sufficiently stable. To illustrate the idea and keep notation simple, we begin with the case of n -fold cross validation, that is, leave-one-out. For an i.i.d. training sample $T_n = (x_i, y_i)_{i=1}^n$ of size n , consisting of $\mathbb{R}^p \times \mathbb{R}$ -valued feature-response pairs, and an additional feature vector x_0 in \mathbb{R}^p , suppose that we have decided to use a prediction algorithm $M_{n,p} : (\mathbb{R}^p \times \mathbb{R})^n \times \mathbb{R}^p \rightarrow \mathbb{R}$ to produce a point prediction $\hat{y}_0 = M_n(T_n, x_0)$ for the real unobserved response y_0 . If $T_n^{[i]} = (x_j, y_j)_{j \neq i}$ is the sample without the i -th observation pair, compute leave-one-out residuals $\hat{u}_i = y_i - M_{n-1,p}(T_n^{[i]}, x_i)$, $1 \leq i \leq n$. Finally, to obtain a prediction interval for y_0 , compute appropriate empirical quantiles \hat{q}_{α_1} and \hat{q}_{α_2} from the collection $\hat{u}_1, \dots, \hat{u}_n$ and report the leave-one-out prediction interval

$$PI_{\alpha_1, \alpha_2}^{(L1O)}(T_n, x_0) = [\hat{y}_0 + \hat{q}_{\alpha_1}, \hat{y}_0 + \hat{q}_{\alpha_2}].$$

In this paper we investigate the following conditional coverage probability given the training data, where the randomness comes only from the feature-response pair (x_0, y_0) in the prediction period,

$$\mathbb{P}(y_0 \in PI_{\alpha_1, \alpha_2}^{(L1O)}(T_n, x_0) \| T_n).$$

We investigate this probability in finite samples and in more specific asymptotic settings, including those where the dimension p of the feature vectors x_i increases at the same rate as sample size n . We find that even in these

challenging scenarios where both n and p are large, the conditional coverage probability of $PI_{\alpha_1, \alpha_2}^{(L1O)}(T_n, x_0)$ is typically close to the nominal level $\alpha_2 - \alpha_1$, that is, $PI_{\alpha_1, \alpha_2}^{(L1O)}$ guarantees (approximate) training conditional validity, provided some regularity conditions on the data generating model and the predictor are satisfied. Note that the analogous procedure based on ordinary residuals $y_i - M_{n,p}(T_n, x_i)$ instead of leave-one-out residuals would, in general, not be valid in such a large- p scenario (cf. Bickel and Freedman, 1983). Extending these results to the general k -fold cross-validation case relies on a generalization of a result by Bousquet and Elisseeff (2002) on the estimation of the test error of a learning algorithm by its empirical leave-one-out error, which might be of independent interest (see Lemma C.1 in the supplement).

Despite the remarkable simplicity of this method, and its apparent similarity to the Jackknife, we are not aware of any rigorous analysis of its statistical properties. Notable exceptions are Steinberger and Leeb (2016, 2021), which are precursors of this paper, and Barber et al. (2021); the latter will be discussed in Subsection 1.1.3. Our approach is similar, in spirit, to the methods proposed in Butler and Rothman (1980), Stine (1985), Schmoyer (1992), Olive (2007) and Politis (2013), in the sense that it relies on resampling and leave-one-out ideas for predictive inference. But the methods from these references, like most resampling procedures in the literature, are investigated only in the classical large sample asymptotic regime where the number of available explanatory variables is fixed. Prominent exceptions are Bickel and Freedman (1983), Mammen (1996) and, more recently, El Karoui and Purdom (2018). These articles draw mainly negative conclusions about resampling methods in high dimensions, arguing, for instance, that the famous residual bootstrap in linear regression, which relies on the consistent estimation of the true unknown error distribution, is unreliable when the number of variables in the model is not small compared to sample size. In contrast, we show that under mild conditions the leave-one-out prediction interval $PI_{\alpha_1, \alpha_2}^{(L1O)}$ does not suffer from these problems because it relies on estimation of the conditional distribution of the prediction error $\mathbb{P}(y_0 - \hat{y}_0 \leq t | T_n)$ instead of an estimator for the unconditional distribution of the error term $y_0 - \mathbb{E}[y_0 | x_0]$. That the use of leave-one-out residuals leads to more reliable methods in high dimensions was also observed by El Karoui and Purdom (2018).

Our contribution is threefold. First, we show that the leave-one-out prediction interval (and its extension to k -fold CV) is approximately training

conditionally valid given the training sample T_n , that is

$$\mathbb{P}\left(y_0 \in PI_{\alpha_1, \alpha_2}^{(LIO)}(T_n, x_0) \middle| T_n\right) \approx \alpha_2 - \alpha_1.$$

The error term of the above approximation can be controlled in finite samples and asymptotically, provided that the employed prediction algorithm $M_{n,p}$ is sufficiently stable under the omission of feature-response pairs and that it has a bounded (in probability) estimation error as an estimator for the true unknown regression function. It is of paramount importance, however, to point out that we do not need to assume consistent estimability of the regression function and our leading examples are such that consistency fails.

Second, we show that the required stability and approximation properties are satisfied in many cases, including many linear predictors in high dimensional regression problems and even if the true model is not exactly linear. In particular, the proposed method is always valid if the employed predictor is consistent for the unknown regression function (or for an appropriate surrogate target), and is therefore applicable to complex data structures and methods such as non-parametric regression, LASSO prediction, random forests or deep learning (see Section 4).

Third, we discuss issues of interval length and find that in typical situations predictors with smaller mean squared prediction error lead to shorter prediction intervals. For ordinary least squares prediction, we also investigate the impact of the dimensionality of the regression problem on the interval length and discuss the relationship between the leave-one-out method and an obvious sample splitting technique. All our results hold uniformly over large classes of data generating processes and under weak assumptions on the unknown error distribution (e.g., the errors may be heavy tailed and non-symmetric, and the standardized design vectors $\text{Cov}[x_i]^{-1/2}x_i$ may have dependent components and a non-spherical distribution).

Our work is greatly inspired by El Karoui et al. (2013) and Bean et al. (2013) (see also El Karoui, 2013, 2018), who investigate efficiency of general M -estimators in linear regression when the number of regressors p is of the same order of magnitude as sample size n . In particular, the M -estimators studied in these references provide one leading example of a class of linear predictors for which our construction of prediction intervals leads to training conditionally valid predictive inference even in high dimensions.

The remainder of the paper is organized as follows. In the following Subsection 1.1 we give a brief overview of alternative methods from the large

body of literature on predictive inference in regression. Subsection 1.2 introduces the notation that is used throughout the paper. Sections 2 and 3 proceed along a general-to-specific scheme. We begin, in Subsection 2.1, by introducing the general cross validation method and the notion of training conditional validity and we relate this notion to estimation of the conditional prediction error distribution in Kolmogorov distance. In Subsection 2.2, we draw the connection between training conditional validity and algorithmic stability and present our main results which provide sufficient conditions for training conditional validity. In Section 3 we then show that these conditions can be verified in challenging statistical scenarios where regression function estimators and the bootstrap usually fail to be consistent. In particular, we consider linear predictors based on regularized M -estimators and based on James-Stein-type estimators in a situation where the number of regressors p is not small relative to sample size n . We also take a closer look at the ordinary least squares estimator, because its simplicity allows for a rigorous analysis of the resulting interval length. In Section 4, we then also discuss the important case where the employed predictor is consistent (possibly for some pseudo target rather than the true regression function) and we provide examples on non-parametric regression, high-dimensional LASSO, random forests and deep neural networks. The case of consistency is an important test case for our method. Finally, we present the results of an extensive simulation study in Section 5. Further discussions and possible extensions of our results as well as most of the technical proofs are deferred to the supplementary material Steinberger and Leeb (2022).

1.1. Related work. In a fully parametric setting, predictive inference is essentially a special case of parametric inference (see, e.g., Cox and Hinkley, 1974, Subsection 7.5). Constructing valid prediction sets becomes much more challenging, however, if one is interested in a non-parametric setting. By non-parametric, we do not only mean that the regression function can not be indexed by a finite dimensional Euclidean space, but also that the random fluctuations $y_i - \mathbb{E}[y_i|x_i]$ about the conditional mean function can not be described by a parametric family of distributions.

1.1.1. Tolerance regions. A rather well researched and classical topic in the statistics literature is the construction of so called tolerance regions or tolerance limits, which are closely related to prediction regions. A tolerance region is a set valued estimate $TR(T_n) \subseteq \mathbb{R}^m$ based on i.i.d. m -variate data z_1, \dots, z_n , $T_n = (z_1, \dots, z_n)$, such that the probability of covering an independent copy z_0 is close to a prescribed confidence level. More pre-

cisely, a $(1 - \alpha, \rho)$ tolerance region TR is such that $\mathbb{P}(\mathbb{P}(z_0 \in TR | T_n) \geq 1 - \alpha) = \rho$, and TR is called a $(1 - \alpha)$ -expectation tolerance region, if $\mathbb{E}[\mathbb{P}(z_0 \in TR | T_n)] = \mathbb{P}(z_0 \in TR) = 1 - \alpha$ (cf. Krishnamoorthy and Mathew, 2009). The study of non-parametric tolerance regions goes back at least to Wilks (1941, 1942), Wald (1943) and Tukey (1947) (see Krishnamoorthy and Mathew, 2009, for an overview and further references) and is traditionally based on the theory of order statistics of i.i.d. data. These researchers already obtained multivariate distribution-free methods, that is, tolerance regions that achieve a certain type of validity in finite samples without imposing parametric assumptions. The connection to prediction regions is apparent: If $z_i = (x_i, y_i)$, then a tolerance region $TR(T_n)$ for $z_0 = (x_0, y_0)$ can be immediately used to obtain a prediction region for y_0 by setting $PR(T_n, x_0) = \{y : (x_0, y) \in TR(T_n)\}$. However, this is arguably not the most economical way of constructing a prediction region. In fact, the construction of a multivariate and possibly high-dimensional tolerance region appears to be a more ambitious goal than the construction of a prediction region for a univariate response variable. In particular, since estimation of the full density of z_0 – which could be used to compute an optimal highest density region – is usually not feasible if the dimension m is non-negligible compared to sample size n , one has to specify a shape for the tolerance region TR and it is not obvious which shapes are preferable in a non-parametric setting. For example, Bucchianico et al. (2001) provide results for smallest possible hyperrectangles and ellipsoids, but obtain only the classical large sample asymptotic results with fixed dimension. Chatterjee and Patra (1980) estimate the density non-parametrically, which fails in high dimensions. Li and Liu (2008) use a notion of data depth to avoid the specification of the shape, but the fully data driven method, again, is only shown to be valid asymptotically, with the dimension fixed. Finally, numerically computing the x_0 -cut of TR to obtain PR is computationally demanding and the result is sensitive to the shape of TR .

1.1.2. Conformal prediction. A strand of literature which has emerged from the early ideas of non-parametric tolerance regions, but which is more prominent within the machine learning community than the statistics community, is called conformal prediction (Vovk et al., 1999, 2005, 2009). Conformal prediction is a very flexible general framework for construction of prediction regions that can be used in conjunction with any learning algorithm. The general idea is to construct a pivotal p -value $\pi(y_*)$ to test $H_* : y_0 = y_*$ based on the sample T_n and x_0 , for each possible value y_* of y_0 , and to invert the test to obtain a prediction region for y_0 , i.e., $PR = \{y : \pi(y) \geq \alpha\}$. The

method was primarily designed for an on-line learning setup (cf. Vovk et al., 2009), but has recently been popularized in the statistics community by Lei et al. (2018, 2013) and Lei and Wasserman (2014), who study it as a batch method. Aside from their flexibility, conformal prediction methods have the advantage that they are valid in finite samples, in the sense that the unconditional coverage probability $\mathbb{P}(y_0 \in PR)$ is no less than the nominal level $1 - \alpha$, provided only that the feature-response pairs $(x_0, y_0), (x_1, y_1), \dots, (x_n, y_n)$ are exchangeable. On the other hand, their practical implementation is not so straight forward, because, for the test inversion, the p -value π has to be evaluated on a grid of possible y values, which is especially tricky if the conformal prediction region is not an interval (see Chen et al., 2018; Lei, 2019, for further discussion of these issues). Moreover, it is not clear if the classical conformal methods can also provide training conditional validity. In Vovk (2012), a version of conformal prediction was presented that achieves also a certain type of (approximate) training conditional validity. However, the method relies on a sample splitting idea, which usually makes the prediction region unnecessarily wide (see Subsection 3.4 as well as Subsection A.2 in the supplement for further discussion of sample splitting techniques). A different version of conditional validity (conditioning on x_0), is discussed in Foygel Barber et al. (2021) (see also Remark A.3 in the supplement).

1.1.3. The jackknife+. Barber et al. (2021) recently proposed a modification of the leave-one-out method considered here. For the modified method, which they call jackknife+, they derived a finite-sample lower bound for the unconditional coverage probability, under the assumption that the feature-response pairs are exchangeable and without requiring that the prediction algorithm is stable. For a jackknife+ interval with nominal coverage probability $1 - \alpha$, the lower bound is $1 - 2\alpha$; if the prediction algorithm is stable (under omission of a single feature-response pair), the lower bound moves closer towards $1 - \alpha$ (provided that the interval is slightly modified further). In simulations and data-examples, Barber et al. (2021) found that the jackknife+ performs essentially like the jackknife, i.e., like the method considered in this paper, unless the prediction algorithm is highly unstable; in the unstable case, jackknife+ outperforms jackknife. The use of an unstable prediction method is, of course, debatable, at least if the user is aware of the instability. The training conditional performance of the jackknife+ interval, that is, its coverage probability conditional on the training data, is yet to be analyzed.

1.2. *Preliminaries and notation.* For $p \in \mathbb{N}$, let $\mathcal{Y} \subseteq \mathbb{R}$ and $\mathcal{X} \subseteq \mathbb{R}^p$ be Borel measurable sets and let $\mathcal{Z} = \mathcal{X} \times \mathcal{Y}$. For $n \in \mathbb{N}$, $n \geq 2$, a realization of a training sample is denoted by $T_n := (z_i)_{i=1}^n \in \mathcal{Z}^n$, where $z_i = (x_i, y_i) \in \mathcal{Z} = \mathcal{X} \times \mathcal{Y}$ is a feature-response pair. The realizations of feature-response pairs in the prediction period are denoted by $z_0 = (x_0, y_0) \in \mathcal{Z}$. All the randomness we consider comes from drawing training samples T_n and z_0 , and we assume that all feature-response pairs are drawn independently and identically distributed from some probability distribution P belonging to a class \mathcal{P} of Borel probability measures on \mathcal{Z} . By $\mathbb{P} = \mathbb{P}(P)$ we denote the joint product measure of all occurring feature-response pairs with marginal distribution $P \in \mathcal{P}$ and we write \mathbb{E} for the corresponding expectation operator. Thus, strictly speaking, \mathbb{P} and \mathbb{E} can change their meaning from line to line if the number of feature-response pairs changes. We use expressions like \mathbb{P}_{T_n} , \mathbb{P}_{z_1} , P_{x_0} , \mathbb{E}_{z_0} , etc., to denote integration only with respect to the indicated variables (or marginal distributions). By $P_{y_0|x_0}$ we denote a regular conditional distribution of y_0 given x_0 under P . By $\mu_P(x) := \mathbb{E}_P[y_0|x_0 = x] := \int_{\mathcal{Y}} y P_{y_0|x_0}(dy|x)$, $\mu_P : \mathcal{X} \rightarrow \mathbb{R}$, we denote (a version of) the true unknown regression function, if it exists. We sometimes express the training data T_n as (X, Y) , where $X = [x_1, \dots, x_n]' \in \mathbb{R}^{n \times p}$ and $Y = [y_1, \dots, y_n]' \in \mathbb{R}^n$. Moreover, X' denotes the transpose of X , and we write $(X'X)^\dagger$ for the Moore-Penrose inverse of $X'X$. Similarly, we write $X_{[i]} = [x_1, \dots, x_{i-1}, x_{i+1}, \dots, x_n]'$ and $Y_{[i]} = [y_1, \dots, y_{i-1}, y_{i+1}, \dots, y_n]'$ for the corresponding leave-one-out quantities.

Next, we formally define the notion of a (learning) algorithm, of a predictor (or estimator) $\hat{\mu}_n$ and of the cross validation residuals. For $n, p \in \mathbb{N}$, write $[n] := \{1, \dots, n\}$ and consider a collection of measurable functions $(M_{n',p})_{n' \in [n]}$, $M_{n',p} : \mathcal{Z}^{n'} \times \mathcal{X} \rightarrow \mathbb{R}$. The collection $(M_{n',p})_{n' \in [n]}$ is called a *learning algorithm*. For $k \in [n]$, let $K_1, \dots, K_k \subseteq [n]$ be a partition of $[n]$ and abbreviate $m_l := |K_l|$, $l \in [k]$. For a vector $x \in \mathcal{X}$, we set $\hat{\mu}_n(x) := M_{n,p}(T_n, x)$ and $\hat{\mu}_n^{(l)}(x) := M_{n-m_l,p}(T_n \setminus K_l, x)$, where $T_n \setminus K_l := (z_j)_{j \notin K_l}$ denotes the reduced training sample where the observations with indices in K_l have been excluded. We call $\hat{\mu}_n : \mathcal{X} \rightarrow \mathbb{R}$ a predictor or estimator and say that it, or the underlying learning algorithm, is *symmetric* if for every $n' \in [n]$, for every choice of $z_1, \dots, z_{n'} \in \mathcal{Z}$, every $x \in \mathcal{X}$ and every permutation π of n' elements, $M_{n',p}((z_i)_{i=1}^{n'}, x) = M_{n',p}((z_{\pi(i)})_{i=1}^{n'}, x)$.¹ Finally, we define k -fold cross validation (k -CV) residuals for $l \in [k]$ and $i \in K_l$, by

¹Some of the predictors that appear in this paper happen to be symmetric, but symmetry is actually never imposed as a condition in our general theory. We mention this concept only because it can sometimes simplify things and also appears in the literature.

$$\hat{u}_i := y_i - \hat{\mu}_n^{(l)}(x_i).$$

If $f : D \rightarrow \mathbb{R}$ is a real valued function on some domain D , then $\|f\|_\infty = \sup_{s \in D} |f(s)|$. For $a, b \in \mathbb{R}$, we also write $a \vee b = \max(a, b)$, $a \wedge b = \min(a, b)$ and $a_+ = a \vee 0$, and let $\lceil \delta \rceil$ denote the smallest integer no less than $\delta \in \mathbb{R}$. If $F : \mathbb{R} \rightarrow [0, 1]$ is a cumulative distribution function, we write $\alpha \mapsto F^\dagger(\alpha) := \inf\{s \in \mathbb{R} : \alpha \leq F(s)\}$ for the corresponding quantile function. We write $U \stackrel{\mathcal{L}}{=} V$, if the random quantities U and V are equal in distribution and the underlying probability spaces are clear from the context. By a slight abuse of notation, we also write $U \stackrel{\mathcal{L}}{=} \mathcal{L}_0$ if the random variable U is distributed according to the probability law \mathcal{L}_0 and, again, the underlying probability space is clear from the context.

For our asymptotic statements, we will also adopt the following array setup: Unless stated otherwise, all quantities introduced above are allowed to also depend on sample size n . We consider sequences $(p_n)_{n \in \mathbb{N}}$ and $(k_n)_{n \in \mathbb{N}}$ of positive integers and a collection of data generating distributions $(P_n)_{n \in \mathbb{N}}$, where P_n is a probability measure on $\mathcal{Z}_n = \mathcal{X}_n \times \mathcal{Y}_n \subseteq \mathbb{R}^{p_n+1}$. We use symbols like \mathbb{P}_n , \mathbb{E}_n , $x_{0,n}$, $y_{0,n}$, etc., to emphasize dependence on n . For a collection of measurable functions $\phi_n : \mathcal{Z}_n^{n+1} \rightarrow \mathbb{R}$, we say that ϕ_n is P_n -bounded in probability if $\limsup_{n \rightarrow \infty} \mathbb{P}_n(|\phi_n| > M) \rightarrow 0$, as $M \rightarrow \infty$, and write $\phi_n = O_{P_n}(1)$. If $\mathbb{P}_n(|\phi_n| > \varepsilon) \rightarrow 0$, as $n \rightarrow \infty$, for every $\varepsilon > 0$, then we say that ϕ_n converges in P_n -probability to zero and write $\phi_n = o_{P_n}(1)$. Similarly, we say that ϕ_n converges in P_n -probability to $\psi_n : \mathcal{Z}_n^{n+1} \rightarrow \mathbb{R}$, which is also assumed to be measurable, if $|\phi_n - \psi_n| = o_{P_n}(1)$. Since the probability measure P_n will be chosen arbitrarily from some class \mathcal{P}_n of probability measures on \mathcal{Z}_n , our asymptotic results will be uniform over the respective classes.

2. Main results.

2.1. k -CV prediction intervals and training conditional validity. For $\alpha \in (0, 1)$, we want to construct a prediction interval $PI_\alpha(T_n, x_0) = (\hat{\mu}_n(x_0) + L_\alpha(T_n), \hat{\mu}_n(x_0) + U_\alpha(T_n))$ for y_0 , where L_α and U_α are measurable functions on \mathcal{Z}^n , such that

$$(2.1) \quad \mathbb{E} \left[\left| \mathbb{P} \left(y_0 \in PI_\alpha(T_n, x_0) \middle| T_n \right) - (1 - \alpha) \right| \right]$$

is small uniformly over a class \mathcal{P} of data generating distributions P for the feature-response pairs (x_i, y_i) and (x_0, y_0) . We can not expect the expression in (2.1) to be equal to zero for some fixed n and a reasonably large

class \mathcal{P} (see Remark A.1 in the supplement). Therefore, we are content with (2.1) being close to zero as n , and possibly also p , is large. A similar but slightly different notion of training conditional validity is studied by Vovk (2013), and is closely related to the conventional notion of a $(1 - \alpha, \rho)$ tolerance region for ρ close to 1 (cf. Krishnamoorthy and Mathew, 2009). However, these conventional definitions require only that the conditional coverage probability $\mathbb{P}(y_0 \in PI_\alpha(T_n, x_0) | T_n) = P(y_0 \in PI_\alpha(T_n, x_0))$ is no less than the prescribed confidence level $1 - \alpha$, with high probability, whereas the requirement that (2.1) is small also excludes overly conservative procedures. Nevertheless, we also refer to our requirement in (2.1) as *training conditional validity*. Note that if (2.1) is small, then also

$$\begin{aligned} & |\mathbb{P}(y_0 \in PI_\alpha(T_n, x_0)) - (1 - \alpha)| \\ &= \left| \mathbb{E} \left[\mathbb{P}(y_0 \in PI_\alpha(T_n, x_0) | T_n) - (1 - \alpha) \right] \right| \\ &\leq \mathbb{E} \left[\left| \mathbb{P}(y_0 \in PI_\alpha(T_n, x_0) | T_n) - (1 - \alpha) \right| \right] \end{aligned}$$

will be small. Hence, the prediction interval is then also approximately unconditionally valid, uniformly over $P \in \mathcal{P}$.

If the conditional distribution function $s \mapsto \tilde{F}_n(s) := \mathbb{P}(y_0 - \hat{\mu}_n(x_0) \leq s | T_n)$ is continuous, then, for $0 \leq \alpha_1 < \alpha_2 \leq 1$ fixed, there is an optimal shortest but infeasible interval

$$(2.2) \quad PI_{\alpha_1, \alpha_2}^{(OPT)} = [\hat{\mu}_n(x_0) + \tilde{q}_{\alpha_1}, \hat{\mu}_n(x_0) + \tilde{q}_{\alpha_2}]$$

in the set of all prediction intervals PI of the form $PI = PI(T_n, x_0) = [\hat{\mu}_n(x_0) + L(T_n), \hat{\mu}_n(x_0) + U(T_n)]$ which also satisfy

$$(2.3) \quad \mathbb{P}(y_0 \leq \inf PI | T_n) = \alpha_1, \quad \text{and}$$

$$(2.4) \quad \mathbb{P}(y_0 \geq \sup PI | T_n) = 1 - \alpha_2 :$$

Simply choose \tilde{q}_{α_1} to be the largest α_1 -quantile of \tilde{F} and \tilde{q}_{α_2} to be the smallest α_2 -quantile of \tilde{F}_n . This gives the user the flexibility to choose precisely what error probability of under- and over-prediction she is willing to accept. This also shows that what we are really interested in is the unknown conditional distribution of the prediction error $y_0 - \hat{\mu}_n(x_0)$. Thus, for $PI_{\alpha_1, \alpha_2}^{(OPT)}$, (2.1) is actually equal to zero (for $\alpha_1 + 1 - \alpha_2 = \alpha$), at least if \mathcal{P} contains only probability distributions on \mathcal{Z} for which $\tilde{F}_n : \mathbb{R} \rightarrow [0, 1]$ is almost surely continuous.

We propose the following simple cross validation idea to approximate the optimal infeasible procedure: Consider the weighted empirical distribution function

$$(2.5) \quad \hat{F}_n(s) := \hat{F}_n(s; T_n) := \sum_{l=1}^k \sum_{i \in K_l} \frac{1}{km_l} \mathbb{1}_{(-\infty, s]}(\hat{u}_i)$$

of the k -CV residuals $\hat{u}_i = y_i - \hat{\mu}_n^{(l)}(x_i)$, $i \in K_l$, where $\hat{\mu}_n^{(l)}(x_i) = M_{n-m_l, p}(T_n \setminus K_l, x_i)$ is the prediction of the learning algorithm at x_i when all observations from the fold K_l are removed from the training data T_n . For $\alpha \in [0, 1]$, let $\hat{q}_\alpha := \hat{F}_n^\dagger(\alpha)$ denote the empirical α -quantile. Then the k -CV prediction interval is given by

$$(2.6) \quad PI_{\alpha_1, \alpha_2}^{(kCV)}(T_n, x_0) = \hat{\mu}_n(x_0) + [\hat{q}_{\alpha_1}, \hat{q}_{\alpha_2}].$$

The idea behind the k -CV procedure is remarkably simple. To estimate the conditional distribution \tilde{F}_n of the prediction error $y_0 - \hat{\mu}_n(x_0)$, i.e.,

$$(2.7) \quad \tilde{F}_n(s) := \tilde{F}_n(s; T_n) := \mathbb{P}(y_0 - \hat{\mu}_n(x_0) \leq s | T_n), \quad s \in \mathbb{R},$$

we simply use the (weighted) empirical distribution \hat{F}_n of the k -CV residuals $\hat{u}_i = y_i - \hat{\mu}_n^{(l)}(x_i)$, $i \in K_l$. Notice that $\hat{\mu}_n$ is independent of (x_0, y_0) , and $\hat{\mu}_n^{(l)}$ is independent of (x_i, y_i) , since $i \in K_l$, and thus \hat{u}_i has almost the same distribution as the prediction error, except that $\hat{\mu}_n^{(l)}$ is calculated from $m_l = |K_l|$ observations less than $\hat{\mu}_n$. In many cases this difference turns out to be negligible if n is large, even if p is relatively large too, provided that $|K_l|$ is chosen to be sufficiently small. Note, however, that the k -CV residuals $(\hat{u}_i)_{i=1}^n$ are not independent, which leads to substantial technical challenges.

The following result shows that, indeed, a sufficient condition for asymptotic training conditional validity (2.1) of the k -CV prediction interval in (2.6) is consistent estimation of \tilde{F}_n in Kolmogorov distance.

PROPOSITION 2.1. *Fix $0 \leq \alpha_1 < \alpha_2 \leq 1$, a training sample $T_n \in \mathcal{Z}^n$, an arbitrary cumulative distribution function \hat{F} (possibly depending on T_n) and write $s_{\max}(\hat{F}) := \sup_{s \in \mathbb{R}} [\hat{F}(s) - \hat{F}(s^-)]$ for the size of the largest jump of \hat{F} . Define the interval*

$$(2.8) \quad PI_{\alpha_1, \alpha_2}(T_n, x_0) := \hat{\mu}_n(x_0) + [\hat{q}_{\alpha_1}, \hat{q}_{\alpha_2}],$$

where $\hat{q}_\alpha := \hat{F}^\dagger(\alpha)$. Let \tilde{F}_n be as in (2.7).

i) We have

$$|P_{(x_0, y_0)}(y_0 \in PI_{\alpha_1, \alpha_2}(T_n, x_0)) - (\alpha_2 - \alpha_1)| \leq 2\|\tilde{F}_n - \hat{F}\|_\infty + 2s_{max}(\hat{F}).$$

ii) If the cdf $s \mapsto \tilde{F}_n(s; T_n)$ is continuous, then the prediction interval defined in (2.8) satisfies

$$|P_{(x_0, y_0)}(y_0 \in PI_{\alpha_1, \alpha_2}(T_n, x_0)) - (\alpha_2 - \alpha_1)| \leq 4\|\tilde{F}_n - \hat{F}\|_\infty.$$

REMARK 2.2. Note that the inequalities of Proposition 2.1 are purely algebraic statements for a fixed training set T_n . Also note that the coverage probability $P_{(x_0, y_0)}(y_0 \in PI_{\alpha_1, \alpha_2}(T_n, x_0))$ is a version of the conditional probability $\mathbb{P}(y_0 \in PI_{\alpha_1, \alpha_2}(T_n, x_0) | T_n)$.

PROOF OF PROPOSITION 2.1. For arbitrary $\alpha \in [0, 1]$, we have $\alpha \leq \hat{F} \circ \hat{F}^\dagger(\alpha) \leq \alpha + s_{max}(\hat{F})$ and therefore

$$(2.9) \quad |\hat{F} \circ \hat{F}^\dagger(\alpha_2) - \hat{F} \circ \hat{F}^\dagger(\alpha_1) - (\alpha_2 - \alpha_1)| \leq s_{max}(\hat{F}).$$

Now Part i) follows upon noticing that

$$\begin{aligned} P_{(x_0, y_0)}(y_0 \in PI_{\alpha_1, \alpha_2}(x_0)) &= \tilde{F}_n(\hat{q}_{\alpha_2}) - \tilde{F}_n(\hat{q}_{\alpha_1}^-) \\ &= \tilde{F}_n(\hat{q}_{\alpha_2}) - \hat{F}(\hat{q}_{\alpha_2}) + \hat{F}(\hat{q}_{\alpha_1}^-) - \tilde{F}_n(\hat{q}_{\alpha_1}^-) + \hat{F}(\hat{q}_{\alpha_2}) - \hat{F}(\hat{q}_{\alpha_1}) + \\ &\quad + \hat{F}(\hat{q}_{\alpha_1}) - \hat{F}(\hat{q}_{\alpha_1}^-), \end{aligned}$$

and $|\hat{F}(\hat{q}_{\alpha_1}) - \hat{F}(\hat{q}_{\alpha_1}^-)| \leq s_{max}(\hat{F})$.

For Part ii) let $s_* \in \mathbb{R}$ denote a point at which the largest jump of \hat{F} occurs, that is, $s_{max}(\hat{F}) = \hat{F}(s_*) - \hat{F}(s_*^-)$. Then either $\tilde{F}_n(s_*) \leq \hat{F}(s_*) - s_{max}/2$ or $\tilde{F}_n(s_*) > \hat{F}(s_*) - s_{max}/2 = \hat{F}(s_*^-) + s_{max}/2$. The former case implies $\tilde{F}_n(s_*) - \hat{F}(s_*) \leq -s_{max}/2$ whereas, by continuity of \tilde{F}_n , the latter implies $\tilde{F}_n(s_*^-) - \hat{F}(s_*^-) > s_{max}/2$. Either way, we have $\|\hat{F} - \tilde{F}_n\|_\infty \geq s_{max}/2$. Using (2.9) again, we obtain

$$|\hat{F}(\hat{q}_{\alpha_2}) - \hat{F}(\hat{q}_{\alpha_1}) - (\alpha_2 - \alpha_1)| \leq s_{max}(\hat{F}) \leq 2\|\hat{F} - \tilde{F}_n\|_\infty,$$

which concludes the proof, since for continuous \tilde{F} , we have

$$\begin{aligned} P_{(x_0, y_0)}(y_0 \in PI_{\alpha_1, \alpha_2}(x_0)) &= \tilde{F}_n(\hat{q}_{\alpha_2}) - \tilde{F}_n(\hat{q}_{\alpha_1}^-) = \tilde{F}_n(\hat{q}_{\alpha_2}) - \tilde{F}_n(\hat{q}_{\alpha_1}) \\ &= \tilde{F}_n(\hat{q}_{\alpha_2}) - \hat{F}(\hat{q}_{\alpha_2}) + \hat{F}(\hat{q}_{\alpha_1}) - \tilde{F}_n(\hat{q}_{\alpha_1}) + \hat{F}(\hat{q}_{\alpha_2}) - \hat{F}(\hat{q}_{\alpha_1}). \end{aligned}$$

□

By virtue of Proposition 2.1, most of what follows will be concerned with the analysis of $\|\tilde{F}_n - \hat{F}_n\|_\infty$. We are particularly interested in situations where, for a fixed $x \in \mathcal{X}$, $\hat{\mu}_n(x)$ does not concentrate around $\mu_P(x) = \mathbb{E}[y_0|x_0 = x]$ with high probability but remains random (cf. Remark A.2 in the supplement). In such cases, the unconditional distribution function of the prediction error $\mathbb{P}(y_0 - \hat{\mu}_n(x_0) \leq s) = \mathbb{E}[\tilde{F}_n(s)]$, the empirical distribution function of the ordinary residuals $s \mapsto \frac{1}{n} \sum_{i=1}^n \mathbb{1}_{(-\infty, s]}(y_i - \hat{\mu}_n(x_i))$ and the true error distribution function $P(y_0 - \mu_P(x_0) \leq s)$ need not be close to one another, because $\hat{\mu}_n$ may not contain enough information about the true regression function μ_P (see, for instance, Bean et al., 2013; Bickel and Freedman, 1983, for a linear regression example where $\mu_P(x) = x'\beta_P$)². Nevertheless, we will see that even in such a challenging scenario, it is often possible to consistently estimate the conditional distribution \tilde{F}_n of $y_0 - \hat{\mu}_n(x_0)$, given the training sample T_n , by the (weighted) empirical distribution \hat{F}_n of the k -CV residuals.

2.2. The role of algorithmic stability. In this section we present general results that relate the uniform estimation error $\|\tilde{F}_n - \hat{F}_n\|_\infty$ to a measure of stability of the underlying predictor $\hat{\mu}_n$. For our first result, sample size $n \geq 2$ and dimension $p \geq 1$ are fixed. We only need the following condition on the data generating distribution.

(C1) The conditional distribution $P_{y_0|x_0}$ has a Lebesgue density $f_{y_0|x_0}$.

Notice that, although the training data (x_i, y_i) , $i \in [n]$, are assumed to be realizations of i.i.d. random vectors, Condition (C1) allows to model heteroskedasticity, because the conditional variance of the response y_i given x_i is allowed to depend on the value of the feature vector x_i . Building on terminology from Bousquet and Elisseeff (2002) (see also Devroye and Wagner, 1979), we use the following probabilistic notion to quantify algorithmic stability, which is adjusted to the general case of k -fold cross validation and which depends on the true data generating distribution P on \mathcal{Z} .

DEFINITION 2.3. *The k -stability coefficient of the predictor $\hat{\mu}_n$ is defined*

²It turns out, however, at least in the linear model $\mu_P(x) = x'\beta_P$ and for appropriate estimators of β_P , that the conditional distribution of the prediction error \tilde{F}_n does concentrate at its mean, i.e., the unconditional distribution, even if n and p are of the same order of magnitude (cf. Subsection 3.3 and Lemma C.9 in the proof of Theorem 3.4).

as

$$\eta_{n,k} := \eta_{n,k}(P) := \frac{1}{k} \sum_{l=1}^k \mathbb{E} \left[\left(\|f_{y_0|x_0}\|_\infty \left| \hat{\mu}_n(x_0) - \hat{\mu}_n^{(l)}(x_0) \right| \right) \wedge 1 \right].$$

The stability coefficient $\eta_{n,k}$ measures the average change of the prediction of $\hat{\mu}_n$ as the observations of each of the k -folds are removed in turn for training. A highly stable algorithm has small stability coefficient. In the extreme case of an algorithm that does not even make use of the training data at all, we have $\eta_{n,k} = 0$. Since the feature-response pairs are assumed to be i.i.d. under \mathbb{P} , it is easy to see that in case of equal fold sizes $m_l = \frac{n}{k}$, $l \in [k]$, a symmetric predictor has stability coefficient $\eta_{n,k} = \mathbb{E}[(\|f_{y_0|x_0}\|_\infty |\hat{\mu}_n(x_0) - \hat{\mu}_n^{(1)}(x_0)|) \wedge 1]$. Also note that a predictor with $\eta_{n,k} = 0$ can not depend on the training data in a non-trivial way (cf. Lemma D.6 in the supplement). We are now in the position to state our main result on the estimation of $\tilde{F}_n(s) = \mathbb{P}(y_0 - \hat{\mu}_n(x_0) \leq s | T_n)$ by $\hat{F}_n(s) = \sum_{l=1}^k \sum_{i \in K_l} \frac{1}{k \cdot m_l} \mathbb{1}_{(-\infty, s]}(\hat{u}_i)$. To that end, we adopt the triangular array setup described in Subsection 1.2.

THEOREM 2.4. *For $n \in \mathbb{N}$, let $p = p_n$ and $k = k_n$ be positive integers, with $k_n \rightarrow \infty$ as $n \rightarrow \infty$, and let P_n be a data generating distribution on $\mathcal{Z}_n = \mathcal{X}_n \times \mathcal{Y}_n$, with $\mathcal{X}_n \subseteq \mathbb{R}^{p_n}$, $\mathcal{Y}_n \subseteq \mathbb{R}$, that satisfies (C1). Furthermore, suppose that there exists a scaling constant $\sigma_n^2 \in (0, \infty)$ and a measurable function $g_n : \mathcal{X}_n \rightarrow \mathbb{R}$, such that the following hold true:*

$$(2.10) \quad \sigma_n \|f_{y_{0,n}|x_{0,n}}\|_\infty = O_{P_n}(1),$$

$$(2.11) \quad \frac{|y_{0,n} - g_n(x_{0,n})|}{\sigma_n} = O_{P_n}(1),$$

$$(2.12) \quad \frac{|g_n(x_{0,n}) - \hat{\mu}_n(x_{0,n})|}{\sigma_n} = O_{P_n}(1),$$

$$(2.13)$$

$$\eta_{n,k_n} = \frac{1}{k_n} \sum_{l=1}^{k_n} \mathbb{E}_n \left[\left(\|f_{y_{0,n}|x_{0,n}}\|_\infty \left| \hat{\mu}_n(x_{0,n}) - \hat{\mu}_n^{(l)}(x_{0,n}) \right| \right) \wedge 1 \right] \xrightarrow{n \rightarrow \infty} 0.$$

Then, the (weighted) empirical cdf \hat{F}_n of the k_n -fold cross validation residuals satisfies

$$\mathbb{E}_n \left[\|\tilde{F}_n - \hat{F}_n\|_\infty \right] \xrightarrow{n \rightarrow \infty} 0.$$

Moreover, for $0 \leq \alpha_1 < \alpha_2 \leq 1$, the k_n -fold cross validation interval is asymptotically training conditionally valid, i.e.,

$$(2.14) \quad \mathbb{E}_n \left[\left| \mathbb{P}_n \left(y_{0,n} \in PI_{\alpha_1, \alpha_2}^{(k_n CV)}(T_n, x_{0,n}) \middle| T_n \right) - (\alpha_2 - \alpha_1) \right| \right] \xrightarrow{n \rightarrow \infty} 0.$$

REMARK 2.5 (Uniform training conditional validity). For each n , let p_n and k_n be as in Theorem 2.4, and let \mathcal{P}_n be a class of probability measures on \mathcal{Z}^n . If Theorem 2.4 applies for any sequence $P_n \in \mathcal{P}_n$, $n \geq 1$, then the k_n -fold cross validation interval is uniformly asymptotically training conditionally valid, i.e., the left-hand-side of (2.14) converges to zero even when taking the supremum over all $P_n \in \mathcal{P}_n$.

In Theorem 2.4, one should think of the scaling constant σ_n^2 and the function g_n as the error variance and the regression function in a non-linear regression model $y_0 = g_n(x_0) + u_0$, with additive error u_0 that is independent of x_0 and has variance σ_n^2 . However, they can be taken as appropriate pseudo parameters if needed. Also notice that Condition (C1) allows for a heteroskedastic error term. Theorem 2.4 is actually a simple consequence of the following finite sample bound.

THEOREM 2.6. *Fix positive finite constants ε, c_1, c_2 and a measurable function $g : \mathcal{X} \rightarrow \mathbb{R}$. If Condition (C1) holds, then*

$$\begin{aligned} \mathbb{E} \left[\|\hat{F}_n - \tilde{F}_n\|_\infty \right] &\leq P(|y_0 - g(x_0)| \geq c_1) + \mathbb{P}(|\hat{\mu}_n(x_0) - g(x_0)| > c_2) \\ &\quad + \mathbb{E}_{x_0} [(\varepsilon \|f_{y_0\|x_0}\|_\infty) \wedge 1] \\ &\quad + \sqrt{\left(\frac{2(c_1 + c_2)}{\varepsilon} + 2 \right) \left[\frac{1}{4(k-1)} + 5\eta_{n,k} \right]}, \end{aligned}$$

where $\eta_{n,k}$ is the stability coefficient of the predictor $\hat{\mu}_n$.

PROOF OF THEOREM 2.4. Set $\nu_n := \frac{1}{4(k_n-1)} + 5\eta_{n,k_n} = o(1)$ and apply Theorem 2.6 with $c_1 = c_2 = \sigma_n \nu_n^{-1/3}$, $\varepsilon = \sigma_n \nu_n^{1/3}$. For the second claim, note that under (C1) we have $\mathbb{P}_n(y_{0,n} - \hat{\mu}_n(x_{0,n}) = c | T_n) = \mathbb{E}_{x_{0,n}} [\mathbb{P}_n(y_{0,n} - \hat{\mu}_n(x_{0,n}) = c | T_n, x_{0,n})] = 0$, for all $c \in \mathbb{R}$ and all $T_n \in \mathcal{Z}_n^n$, which means $s \mapsto \tilde{F}_n(s; T_n)$ is continuous. Now apply Proposition 2.1.(ii). \square

Theorem 2.6 provides an upper bound on the risk of estimating the conditional prediction error distribution \tilde{F}_n by the (weighted) empirical distribution of the cross validation residuals \hat{F}_n . The upper bound crucially relies on the properties of the chosen estimator $\hat{\mu}_n$ for the (pseudo) regression function g . If the sample size is sufficiently large and if the estimator is sufficiently stable and has a moderate estimation error, then the parameters ε, c_1, c_2 can be chosen such that the upper bound is small. This is what we

do in Theorem 2.4. It is important to note that Theorem 2.4 and Theorem 2.6 are informative also in case the estimator $\hat{\mu}_n$ is not consistent for g , as is often the case when $p/n \not\rightarrow 0$. The bound of Theorem 2.6 also exhibits an interesting trade-off between the η -stability of $\hat{\mu}_n$ and the magnitude of its estimation error. More stable estimators are allowed to be less accurate whereas less stable estimators need to achieve higher accuracy in order to be as reliable for predictive inference purposes as a more stable algorithm.

Theorem 2.4 and Theorem 2.6 show that the k -CV prediction interval in (2.6) is approximately uniformly training conditionally valid, i.e., has the property that (2.1) is uniformly small at least for large n , provided that the underlying estimator $\hat{\mu}_n$ has two essential properties: First, the k -stability coefficient of the estimator must be (uniformly) small if n is large, as in (2.13). This is an intuitively appealing assumption since otherwise the k -CV residuals $\hat{u}_i = y_i - \hat{\mu}_n^{(l)}(x_i)$ may not be well suited to estimate the distribution of the prediction error $y_0 - \hat{\mu}_n(x_0)$. Second, the scaled estimation error $(\mu_P(x_0) - \hat{\mu}_n(x_0))/\sigma_P$ at the new observation x_0 must be P_n -bounded (cf. (2.12) with $g_n = \mu_{P_n}$). This is used to guarantee that the conditional distribution \hat{F}_n of the prediction error $y_0 - \hat{\mu}_n(x_0)$ given the training data T_n is tight in an appropriate sense (cf. Lemma C.5(ii) in the supplement), so that a pointwise bound on $|\hat{F}_n(t) - \tilde{F}_n(t)|$ can be turned into a uniform bound. In the following sections we demonstrate that these two conditions on the estimator $\hat{\mu}_n$ are satisfied in several different contexts. From now on, as in Theorem 2.4, we will take on an asymptotic point of view.

3. Linear prediction with many variables. In this section we investigate a scenario in which both consistent parameter estimation as well as bootstrap consistency fail (cf. Bickel and Freedman, 1983; El Karoui and Purdom, 2018), but the k -CV prediction interval is still asymptotically uniformly training conditionally valid. See Section 4 for a discussion of scenarios where consistent parameter estimation is possible. For simplicity, in this section we consider only the leave-one-out case, that is, $k_n = n$. For $\kappa \in [0, 1)$, we fix a sequence of positive integers (p_n) , such that $p_n/n \rightarrow \kappa$ as $n \rightarrow \infty$ and $n > p_n + 1$ for all $n \in \mathbb{N}$. In case $\kappa > 0$, this type of ‘large p , large n ’ asymptotics has the advantage that certain finite sample features of the problem are preserved in the limit, while offering a workable simplification. It turns out that conclusions drawn from this type of asymptotic analyses often provide remarkably accurate descriptions of finite sample phenomena.

We work with linear predictors of the form $\hat{\mu}_n(x_0) = x_0' \hat{\beta}_n$ for various estimators $\hat{\beta}_n$. Suppose the second moment matrix $\Sigma_P = \mathbb{E}_{x_0}[x_0 x_0']$ exists.

Then the conditions (2.13) and (2.12) can be verified as follows: For $\varepsilon > 0$,

$$\begin{aligned} & \mathbb{E} \left[\left(\|f_{y_0\|x_0}\|_\infty |\hat{\mu}_n(x_0) - \hat{\mu}_n^{(1)}(x_0)| \right) \wedge 1 \right] \\ & \leq \mathbb{P} \left(\frac{|x'_0 \hat{\beta}_n - x'_0 \hat{\beta}_{n,[1]}|}{\sigma_n} > \varepsilon \right) + \mathbb{E}_{x_0} \left[(\varepsilon \|\sigma_n f_{y_0\|x_0}\|_\infty) \wedge 1 \right] \\ & \leq \mathbb{E} \left[\left(\frac{1}{\varepsilon^2} \left\| \Sigma_P^{1/2} (\hat{\beta}_n - \hat{\beta}_{n,[1]}) \right\|_2^2 / \sigma_n^2 \right) \wedge 1 \right] + \mathbb{E}_{x_0} \left[(\varepsilon \|\sigma_n f_{y_0\|x_0}\|_\infty) \wedge 1 \right] \end{aligned}$$

where, for the second inequality, we have used the conditional Markov inequality along with independence of x_0 and T_n under \mathbb{P} , and $\hat{\beta}_{n,[1]}$ denotes the estimator based on the reduced training sample $(X_{[1]}, Y_{[1]})$. Thus (2.13) follows if

$$(3.1) \quad \|\sigma_n f_{y_{0,n}\|x_{0,n}}\|_\infty = O_{P_n}(1) \quad \text{and}$$

$$(3.2) \quad \left\| \Sigma_{P_n}^{1/2} (\hat{\beta}_n - \hat{\beta}_{n,[1]}) \right\|_2 / \sigma_n = o_{P_n}(1).$$

Notice that (3.1) coincides with (2.10). By a similar argument, we find that (2.12) with $g_n(x_0) = x'_0 \beta_n$ follows if

$$(3.3) \quad \left\| \Sigma_{P_n}^{1/2} (\hat{\beta}_n - \beta_n) \right\|_2 / \sigma_n = O_{P_n}(1),$$

for some vectors $\beta_n \in \mathbb{R}^{p_n}$, and (2.11) can be expressed as

$$(3.4) \quad |y_{0,n} - x'_{0,n} \beta_n| / \sigma_n = O_{P_n}(1).$$

3.1. Regularized M -estimators. An important class of linear predictors for which our theory on the leave-one-out prediction interval applies are those based on regularized M -estimators investigated by El Karoui (2018) in the challenging scenario where p/n is not close to zero (see also Bean et al., 2013; El Karoui, 2013; El Karoui et al., 2013). For a given convex loss function $\rho : \mathbb{R} \rightarrow \mathbb{R}$ and a fixed tuning parameter $\gamma \in (0, \infty)$ (both not depending on n), consider the estimator

$$(3.5) \quad \hat{\beta}_n^{(\rho)} := \operatorname{argmin}_{b \in \mathbb{R}^p} \frac{1}{n} \sum_{i=1}^n \rho(y_i - x'_i b) + \frac{\gamma}{2} \|b\|_2^2.$$

In a remarkable tour de force, El Karoui (2018) studied the estimation error $\|\hat{\beta}_n^{(\rho)} - \beta\|_2$ as $p/n \rightarrow \kappa \in (0, \infty)$, in a linear model $y_i = x'_i \beta + u_i$, allowing for heavy tailed errors (including the Cauchy distribution) and non-spherical

design (see Subsection 2.1 in El Karoui, 2018, for details on the technical assumptions). In particular, the author shows that $\|\hat{\beta}_n^{(\rho)} - \beta\|_2$ converges in probability to a deterministic positive and finite quantity $r_\rho(\kappa)$ and characterizes the limit through a system of non-linear equations. On the way to this result, El Karoui (2018, Theorem 3.9 together with Lemma 3.5 and the ensuing discussion) also establishes the stability property $\|\hat{\beta}_n^{(\rho)} - \hat{\beta}_{n,[1]}^{(\rho)}\|_2 \rightarrow 0$ in probability. Thus, under the assumptions maintained in that reference, (3.2), (3.3) and (3.4) hold, and the leave-one-out prediction interval based on the linear predictor $\hat{\mu}_n(x_0) = x_0' \hat{\beta}_n^{(\rho)}$ is asymptotically training conditionally valid, provided that also the boundedness condition (3.1) is satisfied. Finally, we note that a detailed assessment of the predictive performance of $\hat{\beta}_n^{(\rho)}$ in dependence on ρ requires a highly non-trivial analysis of $r_\rho(\kappa)$. For the asymptotic validity of the leave-one-out prediction interval, however, all the information needed on $r_\rho(\kappa)$ is that it is finite.

3.2. James-Stein type estimators. Another important example is the class of linear predictors $\hat{\mu}_n(x_0) = x_0' \hat{\beta}_n^{(JS)}$ based on James-Stein type estimators $\hat{\beta}_n^{(JS)}$ defined below. Here, we can allow for the class of data generating processes defined in Condition (C2) below. The feature-response pairs are realizations of a non-Gaussian random design non-linear homoskedastic regression model with regression function μ_P and error variance σ_P . Moreover, the feature vectors x_i are allowed to have a complex geometric structure, in the sense that the standardized design vector $\Sigma_P^{-1/2} x_1$ is not necessarily concentrated on a sphere of radius $\sqrt{p_n}$, as would be the case if \mathcal{L}_l in Condition (C2) was supported on $\{-1, 1\}$ (see, e.g., Subsection 3.2 in El Karoui, 2010 and Subsection 2.3.1 in El Karoui, 2018 for further discussion of this point).

(C2) Fix finite constants $C_0 > 0$ and $c_0 > 0$ and probability measures \mathcal{L}_l and \mathcal{L}_w on $(\mathbb{R}, \mathcal{B}(\mathbb{R}))$, such that \mathcal{L}_w has mean zero, unit variance and finite fourth moment, $\int s^2 \mathcal{L}_l(ds) = 1$ and $\mathcal{L}_l((-c_0, c_0)) = 0$. For every $n \in \mathbb{N}$, the class $\mathcal{P}_n = \mathcal{P}_n(\mathcal{L}_l, \mathcal{L}_w, C_0)$ consists of all probability measures P on $\mathcal{Z} \subseteq \mathbb{R}^{p_n+1}$, such that the following hold:

(a) The x_0 -marginal distribution of P is given by

$$P_{x_0} \stackrel{\mathcal{L}}{=} l_0 \Sigma_P^{1/2} (w_1, \dots, w_{p_n})',$$

where w_1, \dots, w_{p_n} are i.i.d. according to \mathcal{L}_w , $l_0 \stackrel{\mathcal{L}}{=} \mathcal{L}_l$ is independent of the w_j and $\Sigma_P^{1/2}$ is the unique symmetric positive definite square root of a positive definite $p_n \times p_n$ covariance matrix Σ_P .

- (b) The conditional distribution of the response given the regressors is

$$P_{y_0|x_0} \stackrel{\mathcal{L}}{=} \mu_P(x_0) + \sigma_P v_P,$$

where v_P is independent of x_0 and has mean zero, unit variance and fourth moment bounded by C_0 , where $\mu_P : \mathbb{R}^{p_n} \rightarrow \mathbb{R}$ is some measurable regression function with $\mathbb{E}_{x_0}[\mu_P(x_0)] = 0$ and $\sigma_P \in (0, \infty)$.

The model \mathcal{P}_n in (C2) is non-parametric, because the regression function μ_P is unrestricted, up to being centered, and the independent error distribution is arbitrary, up to the requirements $\mathbb{E}_P[v_P] = 0$, $\mathbb{E}_P[v_P^2] = 1$ and $\mathbb{E}_P[v_P^4] \leq C_0$.

To predict the value of y_0 from x_0 and a training sample $T_n = (x_i, y_i)_{i=1}^n$ with $n \geq p_n + 2$, generated from \mathbb{P} , we consider linear predictors $\hat{\mu}_n(x_0) = x_0' \hat{\beta}_n(c)$, where $\hat{\beta}_n(c)$ is a James-Stein-type estimator given by

$$\hat{\beta}_n(c) = \begin{cases} \left(1 - \frac{cp_n \hat{\sigma}_n^2}{\hat{\beta}_n' X' X \hat{\beta}_n}\right)_+ \hat{\beta}_n, & \text{if } \hat{\beta}_n' X' X \hat{\beta}_n > 0, \\ 0, & \text{if } \hat{\beta}_n' X' X \hat{\beta}_n = 0, \end{cases}$$

for a tuning parameter $c \in [0, 1]$. Here $\hat{\beta}_n = (X'X)^\dagger X'Y$, $\hat{\sigma}_n^2 = \|Y - X\hat{\beta}_n\|_2^2 / (n - p_n)$. The corresponding leave-one-out estimator $\hat{\beta}_n^{[i]}(c)$ is defined equivalently, but with X and Y replaced by $X_{[i]}$ and $Y_{[i]}$. Note that the leave-one-out equivalent of $\hat{\sigma}_n^2 = \hat{\sigma}_n^2(X, Y)$ is given by

$$\hat{\sigma}_{n,[i]}^2(X_{[i]}, Y_{[i]}) = \hat{\sigma}_{n-1}^2(X_{[i]}, Y_{[i]}) = \|Y_{[i]} - X_{[i]}\hat{\beta}_n^{[i]}\|_2^2 / (n - 1 - p_n).$$

The ordinary least squares estimator $\hat{\beta}_n$ belongs to the class of James-Stein estimators. In particular, $\hat{\beta}_n(0) = \hat{\beta}_n$, because, with $P_X := X(X'X)^\dagger X'$, we have $\|P_X Y\|_2^2 = \hat{\beta}_n' X' X \hat{\beta}_n = 0$ if, and only if, $Y \in \text{span}(P_X)^\perp = \text{span}(X)^\perp$, and the latter clearly implies $\hat{\beta}_n = 0$.

Using James-Stein type estimators for prediction is motivated, e.g., by the optimality results of Dicker (2013) and the discussion in Huber and Leeb (2013). The next result shows that in the model (C2) with $p_n/n \rightarrow \kappa \in (0, 1)$ and if the deviation from a linear model is not too severe, the James-Stein-type estimators are sufficiently stable and their estimation errors are uniformly bounded in probability, just as required in (3.2) and (3.3).

THEOREM 3.1. *For every $n \in \mathbb{N}$, let $P_n \in \mathcal{P}_n = \mathcal{P}_n(\mathcal{L}_l, \mathcal{L}_w, C_0)$ as in Condition (C2) and suppose that under P_n , the error term v_{P_n} in (C2) has a*

Lebesgue density. Define $\beta_n = \beta_{P_n}$ to be the minimizer of $\beta \mapsto \mathbb{E}_{(x_0, y_0)}[(y_0 - \beta'x_0)^2]$ over \mathbb{R}^{p_n} . If $p_n/n \rightarrow \kappa \in [0, 1)$, $c_n \in [0, 1]$ for all $n \in \mathbb{N}$, and

$$(3.6) \quad \limsup_{n \rightarrow \infty} \mathbb{E}_{x_{0,n}} \left[\left(\frac{\mu_{P_n}(x_{0,n}) - x'_{0,n}\beta_n}{\sigma_{P_n}} \right)^2 \right] < \infty,$$

then the positive part James-Stein estimator $\hat{\beta}_n(c_n)$ satisfies (3.3), i.e.,

$$\limsup_{n \rightarrow \infty} \mathbb{P}_n \left(\left\| \Sigma_{P_n}^{1/2}(\hat{\beta}_n(c_n) - \beta_n) / \sigma_{P_n} \right\|_2 > M \right) \xrightarrow{M \rightarrow \infty} 0.$$

If, in addition, $\kappa > 0$, then (3.2) is also satisfied, i.e., for every $\varepsilon > 0$,

$$\mathbb{P}_n \left(\left\| \Sigma_{P_n}^{1/2}(\hat{\beta}_n(c_n) - \hat{\beta}_n^{[1]}(c_n)) / \sigma_{P_n} \right\|_2 > \varepsilon \right) \xrightarrow{n \rightarrow \infty} 0.$$

REMARK 3.2. Under the assumptions of Theorem 3.1, uniform asymptotic training conditional validity of the leave-one-out prediction interval follows, provided that, in addition, the errors v_P in Condition (C2) have uniformly bounded densities so that (3.1) holds. To see this, note that (3.2) and (3.3) are conclusions of the theorem, that uniformly bounded fourth moment of the error implies P_n -uniform boundedness, such that (3.4) is a consequence of assumption (3.6).

REMARK 3.3. The last statement of Theorem 3.1 can also be established for the case $\kappa = 0$ but would require a different proof strategy. Since this case is statistically less interesting we omit it for the sake of brevity.

3.3. *Ordinary least squares and interval length.* We investigate the special case of the ordinary least squares predictor $\hat{\mu}_n(x) = x'\hat{\beta}_n = x'(X'X)^\dagger X'Y$ in some more detail, because here also the length

$$\left| PI_{\alpha_1, \alpha_2}^{(LIO)} \right| = \hat{q}_{\alpha_2} - \hat{q}_{\alpha_1},$$

of the leave-one-out prediction interval (cf. (2.6) with $k = n$) admits a reasonably simple asymptotic characterization. We consider a class $\mathcal{P}_n^{(lin)} = \mathcal{P}_n^{(lin)}(\mathcal{L}_l, \mathcal{L}_w, \mathcal{L}_v)$ which is a subset of the one of Condition (C2), with the additional assumption that the regression function μ_P is linear and that the error distribution is fixed (up to arbitrary scaling).

(C3) Fix a finite constant $c_0 > 0$ and probability measures \mathcal{L}_l , \mathcal{L}_w and \mathcal{L}_v on $(\mathbb{R}, \mathcal{B}(\mathbb{R}))$, such that \mathcal{L}_w and \mathcal{L}_v have mean zero, unit variance and finite fourth moment, $\int s^2 \mathcal{L}_l(ds) = 1$ and $\mathcal{L}_l((-c_0, c_0)) = 0$.

For every $n \in \mathbb{N}$, the class $\mathcal{P}_n^{(lin)} = \mathcal{P}_n^{(lin)}(\mathcal{L}_l, \mathcal{L}_w, \mathcal{L}_v)$ consists of all probability measures P on $\mathcal{Z} \subseteq \mathbb{R}^{p_n+1}$, such that the following hold:

- (a) The x_0 -marginal distribution of P is given by

$$P_{x_0} \stackrel{\mathcal{L}}{=} l_0 \Sigma_P^{1/2} (w_1, \dots, w_{p_n})',$$

where w_1, \dots, w_{p_n} are i.i.d. according to \mathcal{L}_w , $l_0 \stackrel{\mathcal{L}}{=} \mathcal{L}_l$ is independent of the w_j and $\Sigma_P^{1/2}$ is the unique symmetric positive definite square root of a positive definite $p_n \times p_n$ covariance matrix Σ_P .

- (b) The conditional distribution of the response given the regressors is

$$P_{y_0|x_0} \stackrel{\mathcal{L}}{=} x_0' \beta_P + \sigma_P v_0,$$

where $v_0 \stackrel{\mathcal{L}}{=} \mathcal{L}_v$ is independent of x_0 , and where $\beta_P \in \mathbb{R}^{p_n}$ and $\sigma_P \in (0, \infty)$.

Note that under (C3), the distributions \mathcal{L}_l , \mathcal{L}_w and \mathcal{L}_v are fixed, so that $\mathcal{P}_n^{(lin)}$ is a parametric model indexed by β_P , Σ_P and σ_P . However, these parameters may depend on sample size n , and the dimension p_n of $\beta_P \in \mathbb{R}^{p_n}$ and of $\Sigma_P \in \mathbb{R}^{p_n \times p_n}$ may increase with n . Subsequently, we aim at uniformity in these parameters.

THEOREM 3.4. *Fix $\alpha \in [0, 1]$. For every $n \in \mathbb{N}$, let $P_n \in \mathcal{P}_n$ with $\mathcal{P}_n = \mathcal{P}_n^{(lin)}(\mathcal{L}_l, \mathcal{L}_w, \mathcal{L}_v)$ as in (C3). If $p_n/n \rightarrow \kappa \in (0, 1)$ then the scaled empirical α -quantile $\hat{q}_\alpha / \sigma_{P_n}$ of the leave-one-out residuals $\hat{u}_i = y_i - x_i' \hat{\beta}_n^{[i]}$ based on the OLS estimator $\hat{\beta}_n = (X'X)^\dagger X'Y$ converges in P_n -probability to the corresponding α -quantile q_α of the asymptotic distribution of the scaled prediction error $(y_0 - x_0' \hat{\beta}_n) / \sigma_{P_n}$. The latter is equal in distribution to*

$$lN\tau + v,$$

where l, N, τ and v are defined as follows: $l \stackrel{\mathcal{L}}{=} \mathcal{L}_l$, $N \stackrel{\mathcal{L}}{=} \mathcal{N}(0, 1)$, and $v \stackrel{\mathcal{L}}{=} \mathcal{L}_v$ are independent, and $\tau = \tau(\mathcal{L}_l, \kappa)$ is non-random.

The same statement holds also for $\kappa = 0$, provided that, in addition, \mathcal{L}_v has a continuous and strictly increasing cdf and $p_n \rightarrow \infty$ as $n \rightarrow \infty$.

Here, the function $\kappa \mapsto \tau(\mathcal{L}_l, \kappa) \in [0, \infty)$ defined on $[0, 1)$ has the following properties: For any \mathcal{L}_l as in (C3), $\tau(\mathcal{L}_l, \kappa) = 0$ if, and only if, $\kappa = 0$. If $\mathcal{L}_l(\{-1, 1\}) = 1$, then $\tau(\mathcal{L}_l, \kappa) = \sqrt{\kappa/(1 - \kappa)}$.

Theorem 3.4 shows how the length $\hat{q}_{\alpha_2} - \hat{q}_{\alpha_1}$ of the leave-one-out prediction interval for the OLS predictor depends (asymptotically) on \mathcal{L}_l , \mathcal{L}_v and $\kappa = \lim_{n \rightarrow \infty} p_n/n$. For simplicity, let $\mathcal{L}_l(\{-1, 1\}) = 1$ and consider an equal tailed interval, i.e., $\alpha_1 = \alpha/2 = 1 - \alpha_2$. Figure 1 shows asymptotic interval lengths as functions of $\kappa \in [0, 1]$ for different values of error level α in the cases $\mathcal{L}_v = \text{Unif}\{-1, 1\}$ and $\mathcal{L}_v = \mathcal{N}(0, 1)$. For a wide range of κ values ($\kappa \in [0, 0.8]$), the interval length is almost constant. However, for high dimensional problems ($\kappa > 0.8$) the interval length increases dramatically, as expected, because here the asymptotic estimation error $\tau = \sqrt{\kappa/(1 - \kappa)}$ explodes. We also get an idea about the impact of the error distribution, on which the practitioner has no handle. In particular, for large error levels ($\alpha = 0.6$) we even observe a non-monotonic dependence of the interval length on κ , which seems rather counterintuitive. This results from the non-monotonicity of $\tau^2 \mapsto IQR_\alpha(\mathcal{N}(0, \tau^2) * \mathcal{L}_v) = q_{1-\alpha/2} - q_{\alpha/2}$, where $*$ denotes convolution. This non-monotonicity may only occur if the error distribution \mathcal{L}_v is not log-concave (e.g., the blue curve for $\alpha = 0.6$ in Figure 1; cf. the discussion in Subsection A.1 of the supplement). Finally, for large values of κ , and thus, for large values of τ , the error distribution has little effect on the interval length, because in that case the term $N\tau$ dominates the distribution of $N\tau + v$.

The result of Theorem 3.4 can be intuitively understood as follows. If the true model $\mathcal{P}_n^{(lin)}$ is linear and satisfies (C3) then the scaled prediction error under $\mathbb{P} = P^{n+1}$, $P \in \mathcal{P}_n^{(lin)}$, is distributed as

$$\frac{y_0 - x'_0 \hat{\beta}_n}{\sigma_P} \stackrel{\mathcal{L}}{=} l_0(w_1, \dots, w_{p_n}) \Sigma_P^{1/2} (\beta_P - \hat{\beta}_n) / \sigma_P + v_0,$$

and for n large, $\|\Sigma_P^{1/2}(\beta_P - \hat{\beta}_n)/\sigma_P\|_2 \approx \tau$ is approximately non-random, so that $(w_1, \dots, w_{p_n}) \Sigma_P^{1/2}(\beta_P - \hat{\beta}_n)/\sigma_P \approx w'_0 Z \tau$, where $Z := \Sigma_P^{1/2}(\beta_P - \hat{\beta}_n) / \|\Sigma_P^{1/2}(\beta_P - \hat{\beta}_n)\|_2$ is a random unit vector that is independent of $w_0 := (w_1, \dots, w_{p_n})'$. Thus, if p_n is large and Z satisfies the Lyapounov condition $\|Z\|_{2+\delta} \rightarrow 0$, then $w'_0 Z \approx \mathcal{N}(0, 1)$ (see Lemma C.9(ii) in the supplement). This effect of additional Gaussian noise in the prediction error was also observed by El Karoui (2013, 2018); El Karoui et al. (2013); El Karoui and Purdom (2018). Note that the conditions $\|\Sigma_P^{1/2}(\beta_P - \hat{\beta}_n)/\sigma_P\|_2 \approx \tau$ and $\|Z\|_{2+\delta} \rightarrow 0$ need not be satisfied by a given estimator $\hat{\beta}_n$. However, the former condition is always satisfied by the robust M -estimators

$$\hat{\beta}_n^{(\rho)} = \operatorname{argmin}_{b \in \mathbb{R}^p} \frac{1}{n} \sum_{i=1}^n \rho(y_i - x'_i b),$$

considered in El Karoui (2013, 2018) and under the model assumptions in that reference (cf. Subsection 3.1). Here, $\rho : \mathbb{R} \rightarrow \mathbb{R}$ is an appropriate convex loss function. The Lyapounov condition $\|Z\|_{2+\delta} \rightarrow 0$ is also satisfied by $\hat{\beta}_n^{(\rho)}$, provided that the standardized design vectors $\Sigma_P^{-1/2} x_i$ follow an orthogonally invariant distribution, because then one easily sees that under (C3)

$$\hat{\beta}_n^{(\rho)} = \beta_P + \Sigma_P^{-1/2} \tilde{\beta}_n^{(\rho)} \stackrel{\mathcal{L}}{=} \beta_P + \|\tilde{\beta}_n^{(\rho)}\|_2 \Sigma_P^{-1/2} U,$$

where $\tilde{\beta}_n^{(\rho)} = \operatorname{argmin}_{b \in \mathbb{R}^p} \frac{1}{n} \sum_{i=1}^n \rho(\sigma_P v_i - x_i' \Sigma_P^{-1/2} b)$ and U is uniformly distributed on the unit sphere and independent of $\|\tilde{\beta}_n^{(\rho)}\|_2 = \|\Sigma_P^{1/2}(\beta_P - \hat{\beta}_n^{(\rho)})\|_2$. Therefore, $\|Z\|_{2+\delta} \stackrel{\mathcal{L}}{=} \|U\|_{2+\delta} \stackrel{\mathcal{L}}{=} \left(\|V\|_{2+\delta}^{2+\delta} / \|V\|_2^{2(1+\delta/2)} \right)^{\frac{1}{2+\delta}} \rightarrow 0$, in probability, for $V \sim \mathcal{N}(0, I_{p_n})$, $p_n \rightarrow \infty$ as $n \rightarrow \infty$. However, the Lyapounov property is not satisfied, e.g., by the James-Stein estimators (cf. Lemma D.5 in the supplement). If the mentioned conditions are not satisfied, much more complicated limiting distributions of the prediction error than the one of Theorem 3.4 may arise.

3.4. Sample splitting. An obvious alternative to the k -fold cross validation prediction interval (2.6) is to use a sample splitting method as follows. Decide on a fraction $\nu \in (0, 1)$ and use only a number $n_1 = \lceil \nu n \rceil$ of observation pairs (x_i, y_i) , $i \in S_\nu \subseteq \{1, \dots, n\}$, $|S_\nu| = n_1$, to compute an estimate $\hat{\mu}_{n_1}$. Now use the remaining $n - n_1$ observations to compute residuals $\hat{u}_i^{(\nu)} = y_i - \hat{\mu}_{n_1}(x_i)$, $i \in \{1, \dots, n\} \setminus S_\nu$. Since, conditionally on the observations corresponding to S_ν , these residuals are i.i.d. and distributed as $y_0 - \hat{\mu}_{n_1}(x_0)$, constructing a prediction interval of the form $[\hat{\mu}_{n_1}(x_0) - L, \hat{\mu}_{n_1}(x_0) + U]$ for y_0 is now equivalent to constructing a tolerance interval for $y_0 - \hat{\mu}_{n_1}(x_0)$ based on i.i.d. observations with the same distribution. One can now simply use appropriate empirical quantiles $L = \hat{q}_{\alpha_1}^{(\nu)}$ and $U = \hat{q}_{\alpha_2}^{(\nu)}$ from the sample splitting residuals $\hat{u}_i^{(\nu)}$ (see also Subsection A.2 in the supplement). Such a procedure is suggested and studied, e.g., by Vovk (2012) and Lei et al. (2018). Notice, however, that this prediction interval is not centered at the more accurate point predictor $\hat{\mu}_n$ that is computed from the full sample of size n .

In order to formally study the length of this sample splitting interval we restrict to the case of OLS estimation, i.e., $\hat{\mu}_{n_1}(x) = x' \hat{\beta}_{n_1}$, where $\hat{\beta}_{n_1}$ is the OLS estimator based on the sample corresponding to S_ν . Note that in this case, the estimator will not be unique if $n_1 < p_n$, so one usually requires $n_1 \geq p_n$. Now, in view of Theorem 3.4, the empirical quantiles of

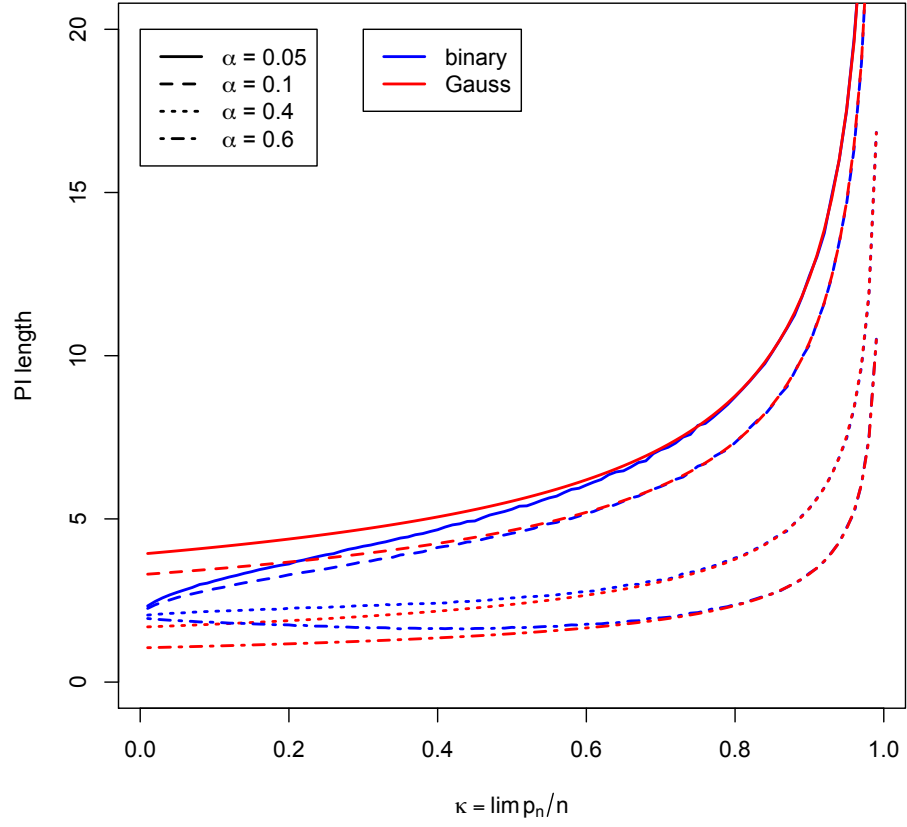


FIG 1. Lengths of leave-one-out prediction intervals as a function of $\kappa = \lim_{n \rightarrow \infty} p_n/n$ for confidence level $1 - \alpha$ and with $\text{Unif}\{-1, 1\}$ (binary) and $\mathcal{N}(0, 1)$ (Gauss) errors.

the residuals $\hat{u}_i^{(\nu)}$, $i \in S_\nu^c$, converge (unconditionally) to the quantiles of $lN\tau' + u$, where now τ' is the non-random limit of $\|\Sigma_P^{1/2}(\beta_P - \hat{\beta}_{n_1})/\sigma_P\|_2$. In particular, if \mathcal{L}_l degenerates to $\{-1, 1\}$, then $\tau' = \sqrt{\kappa'/(1 - \kappa')}$, where $\kappa' = \lim_{n \rightarrow \infty} p_n/n_1 = \kappa/\nu$. Thus, we can read off the asymptotic interval length of the sample splitting procedure from Figure 1 by simply adjusting the value of κ to κ/ν . For instance, in the binary error case with $\alpha = 0.05$, if $\kappa = 0.4$ and we use sample splitting with $\nu = 1/2$, then $\kappa' = 0.8$ and the asymptotic length of the leave-one-out prediction interval is about 4.7, while the asymptotic length of the sample splitting interval is about 9, so almost twice as wide.

4. Asymptotically degenerate (non-random) estimators. Another important class of problems, where the conditions (2.12) and (2.13) of Subsection 2.2 are satisfied, are those where the estimator $\hat{\mu}_n$ (and those computed without the observations in the l -th fold $\hat{\mu}_n^{(l)}$) asymptotically degenerates to some non-random function which need not be the true regression function $\mu_P(x_0) = \mathbb{E}_P[y_0|x_0]$. We point out that in the scenario considered in this section, the naive approach that tries to estimate the true unknown distribution of the errors $u_i = y_i - \mu_P(x_i)$ in the additive error model (C2) based on the ordinary residuals $y_i - \hat{\mu}_n(x_i)$ is often successful (asymptotically) for constructing training conditionally valid prediction intervals, provided that consistent estimation of μ_P is possible. This less challenging but more classical setting of asymptotically non-random predictors is an important test case for the CV method. We still consider asymptotic results where the number of explanatory variables $p = p_n$ and the number of folds $k = k_n$ can grow with sample size n . Thus, we consider sequences $(p_n)_{n \in \mathbb{N}}$ and $(k_n)_{n \in \mathbb{N}}$, and a sequence $(P_n)_{n \in \mathbb{N}}$ of probability measures, where P_n is supported on $\mathcal{Z}_n \subseteq \mathbb{R}^{p_n+1}$. Moreover, we have to slightly extend the usual definition of uniform consistency of an estimator sequence to cover also the estimates $\hat{\mu}_n^{(l)}$ omitting the l -th fold and to allow the possibility of an asymptotically non-vanishing bias.

DEFINITION 4.1 (Uniform Asymptotic Degeneracy (UAD)). *For every $n \in \mathbb{N}$, let $k_n, p_n \in \mathbb{N}$, let P_n be a probability measure on \mathcal{Z}_n and let $\sigma_n^2 \in (0, \infty)$. We say that a sequence of predictors $\hat{\mu}_n$ is uniformly asymptotically degenerate (UAD) with respect to $(P_n)_{n \in \mathbb{N}}$ and relative to $(\sigma_n^2)_{n \in \mathbb{N}}$, if there*

exists measurable functions $g_n : \mathbb{R}^{p_n} \rightarrow \mathbb{R}$, such that for every $\varepsilon > 0$,

$$(4.1) \quad |g_n(x_{0,n}) - \hat{\mu}_n(x_{0,n})| = o_{P_n}(\sigma_n) \quad \text{and}$$

$$(4.2) \quad \frac{1}{k_n} \sum_{l=1}^{k_n} \mathbb{E}_n \left[\left(\frac{|g_n(x_{0,n}) - \hat{\mu}_n^{(l)}(x_{0,n})|}{\sigma_n} \right) \wedge 1 \right] = o(1).$$

In the classical case of consistent estimation, the function g_n would be the true unknown regression function $g_n(x_{0,n}) = \mu_{P_n}(x_{0,n})$ and the constant σ_n^2 can be thought of as the error variance $\sigma_n^2 = \text{Var}_n[y_{0,n} - \mu_{P_n}(x_{0,n})]$, if it exists, or can be chosen equal to 1.

It is convenient and common practice to choose the k -folds K_1, \dots, K_k of approximately the same size. We consider the following convention: In case $n/k \in \mathbb{N}$, choose all folds of equal size $\frac{n}{k}$ and otherwise choose $\ell := n - \lfloor \frac{n}{k} \rfloor k \in [k-1]$ and $m_1 = m_2 = \dots = m_\ell = \lfloor \frac{n}{k} \rfloor + 1$ and $m_{\ell+1} = \dots = m_k = \lfloor \frac{n}{k} \rfloor$. With this convention, the left hand side of (4.2) can be written as

$$\begin{aligned} & \frac{\ell}{k_n} \mathbb{E}_n \left[\left(\frac{|g_n(x_{0,n}) - \hat{\mu}_n^{(1)}(x_{0,n})|}{\sigma_n} \right) \wedge 1 \right] \\ & + \frac{k_n - \ell}{k_n} \mathbb{E}_n \left[\left(\frac{|g_n(x_{0,n}) - \hat{\mu}_n^{(k_n)}(x_{0,n})|}{\sigma_n} \right) \wedge 1 \right], \end{aligned}$$

irrespective of whether $\hat{\mu}_n$ is symmetric or not. Hence, (4.2) follows if

$$(4.3) \quad |g_n(x_{0,n}) - \hat{\mu}_n^{(1)}(x_{0,n})| + |g_n(x_{0,n}) - \hat{\mu}_n^{(k_n)}(x_{0,n})| = o_{P_n}(\sigma_n).$$

Thus, under this construction it actually suffices to verify (4.1) and (4.3) to establish UAD. Furthermore, in many cases (4.3) will even be equivalent to (4.1), provided that $n - m_1$ is growing sufficiently fast with n .

It is easy to see that if $\hat{\mu}_n$ is UAD with respect to $(P_n)_{n \in \mathbb{N}}$ and relative to $(\sigma_n^2)_{n \in \mathbb{N}}$ and if (C1) holds, then the sequence of stability constants η_{n,k_n} satisfies (2.13), i.e.,

$$\eta_{n,k_n} = \frac{1}{k_n} \sum_{l=1}^{k_n} \mathbb{E}_n \left[\left(\|f_{y_{0,n} \| x_{0,n}}\|_\infty |\hat{\mu}_n(x_{0,n}) - \hat{\mu}_n^{(l)}(x_{0,n})| \right) \wedge 1 \right] \xrightarrow{n \rightarrow \infty} 0,$$

provided that $\sigma_n \|f_{y_{0,n} \| x_{0,n}}\|_\infty = O_{P_n}(1)$. Simply use the inequality $(a+b) \wedge 1 \leq (a \wedge 1) + (b \wedge 1)$, for $a, b \geq 0$. Also note that $\|\sigma_n f_{y_{0,n} \| x_{0,n}}\|_\infty$ is the sup-norm of the conditional density of the scaled error term $(y_{0,n} - g_n(x_{0,n}))/\sigma_n$ given $x_{0,n}$.

In the remainder of this subsection we list a number of examples where the UAD property of $\hat{\mu}_n$ holds. Therefore (assuming (C1) and the boundedness conditions of Theorem 2.4) also asymptotic training conditional validity of the k -CV prediction interval follows. We emphasize that the conditions on the statistical model \mathcal{P} , that are imposed in the subsequent examples, are taken from the respective reference and we do not claim that they are minimal.

EXAMPLE 4.2 (Non-parametric regression estimation). Consider a constant sequence of dimension parameters $p_n = p \in \mathbb{N}$. For positive finite constants L and C , let $\mathcal{P}(L, C)$ denote the class of probability distributions P on $\mathcal{Z} = \mathcal{X} \times \mathcal{Y} \subseteq \mathbb{R}^{p+1}$ such that $P_{y_0}(|y_0| \leq L) = 1 = P_{x_0}(\|x_0\|_2 \leq L)$ and whose corresponding regression function $\mu_P : \mathbb{R}^p \rightarrow \mathbb{R}$ is C -Lipschitz, i.e., $|\mu_P(x_1) - \mu_P(x_2)| \leq C\|x_1 - x_2\|_2$ for all $x_1, x_2 \in \mathcal{X}$. Györfi et al. (2002, Chapter 7) show that if $\hat{\mu}_n$ is either an appropriate kernel estimate, a partitioning estimate or a nearest-neighbor estimate, all with fully data driven choice of tuning parameter, then, if $P_n \in \mathcal{P}(L, C)$,

$$\mathbb{P}_n(|\hat{\mu}_n(x_{0,n}) - \mu_{P_n}(x_{0,n})| > \varepsilon) \xrightarrow{n \rightarrow \infty} 0$$

for every $\varepsilon > 0$. Thus (4.1) holds with $g_n = \mu_{P_n}$ and $\sigma_n = 1$, and under the (approximate) equal fold size construction mentioned above, (4.3) also holds provided $n - m_1 \rightarrow \infty$, because here $p_n = p$ is constant, and UAD follows.

EXAMPLE 4.3 (Deep neural networks). Schmidt-Hieber (2020) considers a nonparametric regression model similar to (C2), but with $\sigma_P = 1$ and $v_P \sim \mathcal{N}(0, 1)$. The distribution of the regressors x_i is supported on $\mathcal{X} = [0, 1]^p$ but is otherwise unrestricted. He assumes a smooth compositional structure for the true unknown regression function, that is, $\mu_P \in \mathcal{G}(q, d, t, \beta, K)$, where

$$\mathcal{G}(q, d, t, \beta, K) = \left\{ f = g_q \circ \dots \circ g_0 \mid g_i : [a_i, b_i]^{d_i} \rightarrow [a_{i+1}, b_{i+1}]^{d_{i+1}}, \right. \\ \left. g_i \in \mathcal{C}_{t_i}^{\beta_i}([a_i, b_i]^{t_i}, K), \text{ for some } |a_i|, |b_i| \leq K \right\},$$

$q \in \mathbb{N}$, $d = (d_0, \dots, d_{q+1})' \in \mathbb{N}^{q+2}$, $d_0 = p$, $d_{q+1} = 1$, $t = (t_0, \dots, t_q)' \in \mathbb{N}^{q+1}$, $t_i \leq d_i$, for $i \leq q+1$, $\beta = (\beta_0, \dots, \beta_q)' \in (0, \infty)^{q+1}$, $\mathcal{C}_{t_i}^{\beta_i}([a_i, b_i]^{t_i}, K)$ is the set of Hölder functions on $[a_i, b_i]^{t_i}$ with Hölder-exponent β_i and Hölder norm bounded by K , and it is implicitly assumed that g_i depends only on t_i of its d_i possible input variables. Consider a predictor $\hat{\mu}_n$ that is obtained by empirical risk minimization over a certain class $\mathcal{F}(L, (p_i)_{i=0}^{L+1}, s, F)$ of F -bounded (i.e., $\|\hat{\mu}_n\|_\infty \leq F$) ReLU networks with $L+1$ layers where the i -th

layer has output dimension p_i , $p_0 = p$ and $p_{L+1} = 1$, and which have bounded and s -sparse network parameters. If the tuning parameters L , $(p_i)_{i=0}^{L+1}$, s and F are chosen appropriately, and if, in particular, the network depth $L = L_n$ is logarithmically growing with n , Schmidt-Hieber (2020, Corollary 1) shows that

$$\mathbb{E} [(\hat{\mu}_n(x_0) - \mu_P(x_0))^2] \leq C' L_n \phi_n \log^2 n,$$

where $C' = C'_p$ does not depend on n (but on p),

$$\phi_n = \max_{i=0, \dots, q} n^{-\frac{2\beta_i^*}{2\beta_i^* + t_i}}$$

and $\beta_i^* = \beta_i \prod_{\ell=i+1}^q (\beta_\ell \wedge 1)$. Thus, (4.1) and (4.2) are satisfied with $g_n = \mu_{P_n}$ and $\sigma_n = 1$, provided that $C'_p L_n \phi_n \log^2 n^* = o(1)$, where $n^* = n - \max_l m_l$ is the number of observed feature-response pairs excluding the ones in the largest fold.

EXAMPLE 4.4 (Random forests). Scornet et al. (2015) consider an additive regression model similar to (C2), but with $v_P \sim \mathcal{N}(0, 1)$, P_{x_0} the uniform distribution on $[0, 1]^p$ and additive regression function

$$\mu(x) = \mu_P(x) = \sum_{j=1}^p \mu_j(x^{(j)}), \quad x = (x^{(1)}, \dots, x^{(p)})' \in \mathbb{R}^p,$$

where the $\mu_j : [0, 1] \rightarrow \mathbb{R}$ are continuous. A random forest predictor $\hat{\mu}_n$ is trained in the following way: Each tree is grown by first randomly subsampling a number of $a_n \in [n]$ feature-response pairs from the training set and then growing a tree according to the CART-split criterion (see Scornet et al., 2015, Section 2, for details). The tree growing process is terminated when a number of $t_n \in [n]$ leaves is reached. In this way, M random regression trees are grown, each of which predicts y_0 by averaging all the y_i whose features x_i belong to the leaf containing x_0 . Scornet et al. (2015) study the idealized predictor $\hat{\mu}_n(x_0)$ obtained from averaging these M predictions and letting $M \rightarrow \infty$. They show that if $a_n, t_n \rightarrow \infty$ in such a way that $t_n(\log a_n)^9/a_n \rightarrow 0$, we have for every fixed data generating distribution P as above,

$$\mathbb{E}[(\hat{\mu}_n(x_0) - \mu(x_0))^2] \rightarrow 0, \quad \text{as } n \rightarrow \infty.$$

Thus (4.1) holds, and under the (approximate) equal fold size construction mentioned above, (4.3) also holds provided $n - m_1 \rightarrow \infty$, because here $p_n = p$ is constant.

EXAMPLE 4.5 (High-dimensional linear regression with the LASSO). Consider a non-decreasing sequence $(K_n)_{n \in \mathbb{N}}$ of positive real numbers and a sequence of dimension parameters $(p_n)_{n \in \mathbb{N}}$ such that $K_n^4 \log(p_n)/n \rightarrow 0$ as $n \rightarrow \infty$. For a positive finite constant M , let $\mathcal{P}_n(M)$ denote the class of probability distributions on \mathbb{R}^{p_n+1} , such that under $P \in \mathcal{P}_n(M)$, the pair (x_0, y_0) has the following properties:

- $\|x_0\|_\infty \leq M$, almost surely.
- Conditional on x_0 , y_0 is distributed as $\mathcal{N}(x_0' \beta_P, \sigma_P^2)$, for some $\beta_P \in \mathbb{R}^{p_n}$ and $\sigma_P^2 \in (0, \infty)$.
- The parameters β_P and σ_P^2 satisfy $\max(\|\beta_P\|_1, \sigma_P) \leq K_n$.

In particular, we have $\mu_P(x_0) = x_0' \beta_P$. Chatterjee (2013, Theorem 1) shows that any estimate $\hat{\beta}_{n, K_n}$ which minimizes

$$\beta \mapsto \sum_{i=1}^n (y_i - \beta' x_i)^2 \quad \text{subject to} \quad \|\beta\|_1 \leq K_n$$

satisfies

$$\mathbb{P}_n \left(\left| x_{0,n}' \hat{\beta}_{n, K_n} - \mu_{P_n}(x_{0,n}) \right| > \varepsilon \right) \xrightarrow{n \rightarrow \infty} 0$$

for every $\varepsilon > 0$ and if $P_n \in \mathcal{P}_n(M)$. Clearly, here the estimate $\hat{\beta}_{n, K_n}^{(1)}$ excluding the data from the first fold has the same asymptotic property, provided that $K_{n-m_1}^4 \log p_n / (n - m_1) \rightarrow 0$, with $m_1 = \lfloor \frac{n}{k_n} \rfloor$. Thus, under the (approximate) equal fold size construction, UAD holds. Note that in this example, consistent estimation of the parameters β_P and σ_P^2 would require additional assumptions on the distribution of the feature vector x_0 (so called ‘compatibility conditions’, see Bühlmann and van de Geer, 2011), and therefore, it is not immediately clear whether the usual Gaussian prediction interval, based on estimates $\hat{\beta}_n$ and $\hat{\sigma}_n^2$ and a Gaussian quantile, is asymptotically valid in the present setting. Furthermore, the result of Chatterjee (2013) can be extended also to the non-Gaussian case, where the usual Gaussian prediction interval certainly fails.

EXAMPLE 4.6 (Ridge regression with many variables). A qualitatively different parameter space is considered in Lopes (2015), who shows uniform consistency of ridge regularized estimators in a linear model under a boundedness assumption on the regression parameter β_P and a specific decay rate of eigenvalues of $\mathbb{E}_{x_0}[x_0 x_0']$.

EXAMPLE 4.7 (Misspecified regression estimation). A classical strand of literature on the asymptotics of Maximum-Likelihood under misspecification has established various conditions under which the MLE is not consistent for the true unknown parameter, but for a pseudo parameter that corresponds to the projection of the true data generating distribution onto the maintained working model. See, for example, Huber (1967), White (1980a,b) or Fahrmeir (1990). A common pseudo target in random design regression is the minimizer of $\beta \mapsto \mathbb{E}_{z_0}[(y_0 - \beta'x_0)^2]$.

5. Numerical results. We conduct an extensive simulation study to assess the quality of our theoretical approximations in a small sample situation. For our numerical experiments we closely follow the setup of Barber et al. (2021). We compute prediction intervals with nominal coverage probability of $1 - \alpha = 0.9$ using i.i.d. training samples of different sizes n and $p = n$ explanatory variables. Each data point (x_i, y_i) is generated as

$$x_i \sim \mathcal{N}(0, I_p) \quad \text{and} \quad y_i | x_i \sim \mathcal{N}(\beta'x_i, 1), \quad i = 1, \dots, n.$$

We also generate 100 test data points from the same distribution. The true coefficient vector β is drawn once for each parameter configuration as $\beta = \sqrt{10} \cdot u$ for a uniform random unit vector u in \mathbb{R}^p and is then fixed throughout the Monte Carlo iterations. Instead of the least squares estimator (or the minimum norm interpolator in case $p > n$) studied in the simulation section 7.1 of Barber et al. (2021), which was exemplified to be unstable in the present regime of $n \approx p$ and results in anti-conservative performance, we here investigate the LASSO as our prediction algorithm. For simplicity and reproducibility we take the default implementation of the LASSO in the R-package *glmnet* (Friedman et al., 2010) with data driven choice of tuning parameter determined by 5-fold cross validation³.

First, we try to experimentally confirm our theoretical prediction that the cross-validation prediction intervals are asymptotically training conditionally valid even in scenarios where no consistent parameter estimation is possible. For simplicity, we consider only leave-one-out cross validation ($k = n$). Recall that in the challenging scenario where $n = p$, stability of the OLS predictor fails. Notice also that the condition $\|x_0\|_\infty \leq M$ for consistency of the LASSO predictor of Example 4.5 is not satisfied in the current setup. For each n , using the 100 test data points, we compute the empirical probability of coverage. For one fixed training sample T_n , this gives us a Monte Carlo

³*cv.glmnet(x=X, y=Y, family="gaussian", intercept=FALSE, nfolds=5, alpha=1)* in *glmnet* version 4.1-2.

estimate of the conditional coverage probability $\mathbb{P}(y_0 \in PI_\alpha^{(L1O)}(T_n, x_0) | T_n)$. In Figure 2 we show histograms of these 100 Monte Carlo estimates, their sample means (black solid lines) and the nominal coverage level $1 - \alpha = 0.9$ (red dashed lines). For small samples we observe an anti-conservative bias as well as a considerable variability in the true conditional coverage probabilities, both of which are reduced as sample size n increases, even though $p = n$ increases as well.

In Figure 3 we show average coverage (i.e., Monte Carlo estimates of the unconditional coverage probabilities $\mathbb{P}(y_0 \in PI_\alpha(T_n, x_0))$), average length (i.e., Monte Carlo estimates of the expected length) and a Monte Carlo estimate $\hat{\eta}_{n,k}$ of the stability coefficient $\eta_{n,k}$ (cf. Definition 2.3) as functions of n (here, still, $n = k = p$). We estimate the stability of the predictor $\hat{\mu}_n$ on a given training sample T_n , by

$$\hat{\eta}_{n,k}(T_n) = \frac{1}{k} \sum_{l=1}^k \frac{1}{100} \sum_{j=1}^{100} \left[\left(\frac{1}{\sqrt{2\pi}} \left| \hat{\mu}_n(x_{0,j}) - \hat{\mu}_n^{(l)}(x_{0,j}) \right| \right) \wedge 1 \right],$$

where $x_{0,j}$, $j = 1, \dots, 100$ are the regressors in the test set, and then average over the 100 Monte Carlo samples T_n to approximate $\eta_{n,k}$. As we already saw in Figure 2 (black bold vertical lines), Figure 3 also shows that the unconditional coverage probabilities increase towards the nominal level with increasing n and p . Simultaneously, the expected interval lengths and the stability coefficients decrease with increasing n . Notice that a feasible but trivial $1 - \alpha$ prediction (or tolerance) interval for y_0 in the present scenario is $TI_\alpha = \pm q_{1-\alpha/2}^N \cdot \sigma$, with $\sigma^2 = \text{Var}[y_0] = \|\beta\|_2^2 + 1 = 11$, which has length $2 \cdot q_{0.95}^N \cdot \sqrt{11} = 10.91$. This is well outperformed by the leave-one-out prediction interval even in small samples. For reference, the oracle prediction interval for y_0 which uses knowledge of the true coefficient vector β , has length $2 \cdot q_{0.95}^N = 3.29$.

Next, we investigate the impact of the number of folds k on the k -CV prediction interval. We compute (2.6) for a range of k from 2 up to sample size n . In Figure 4 we plot histograms of conditional coverage probabilities for different values of k , in the case $n = p = 100$. We find that for small values of k , most training samples produce conservative prediction intervals, whereas for larger k the conditional coverages are more symmetrically spread around the nominal level with a slight anti-conservative bias (as was already observed in Figure 2). The number of folds k does not seem to have a strong impact on the spread of these conditional probabilities. The conservative behavior for small k can be explained in a similar way as for the case of

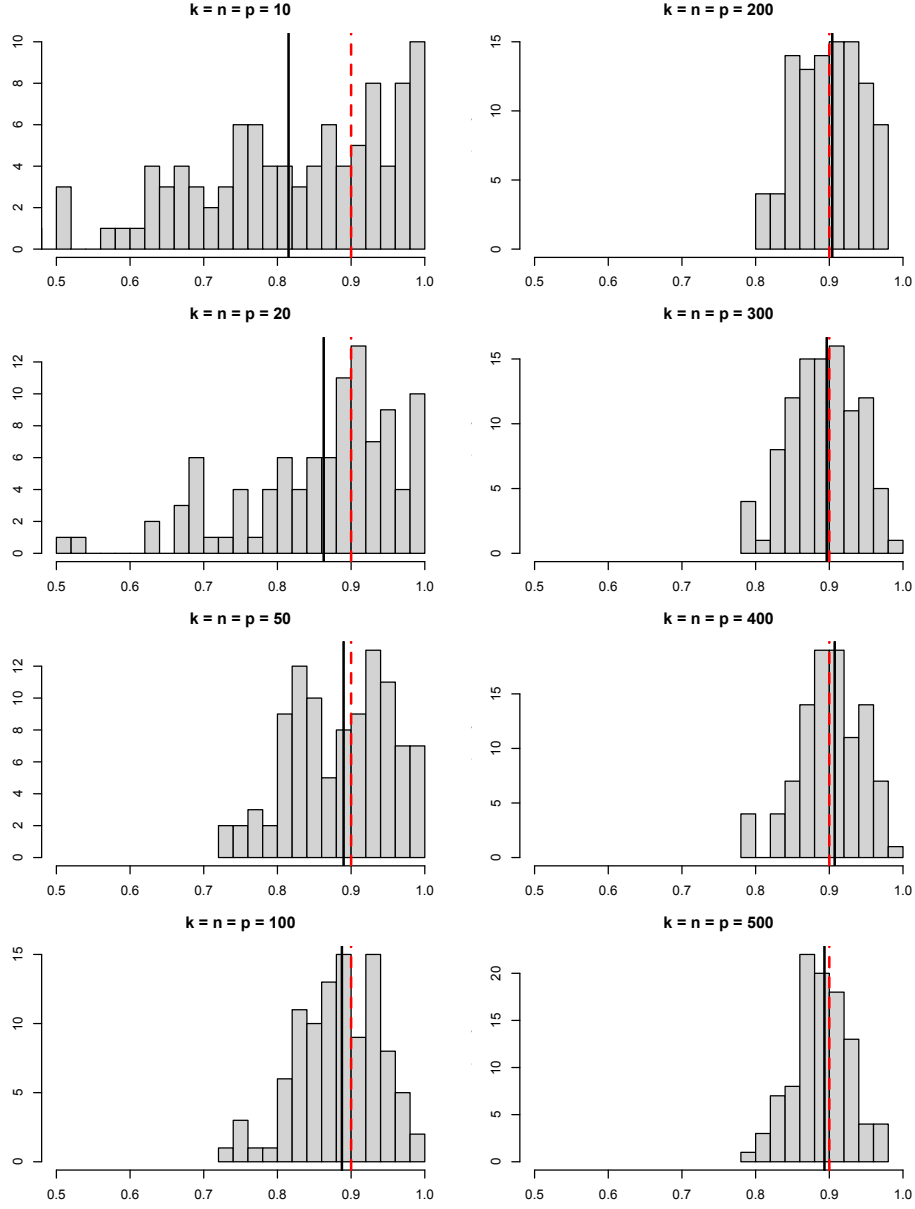


FIG 2. Histograms of conditional coverage probabilities $\mathbb{P}(y_0 \in PI_\alpha^{(L1O)}(T_n, x_0) | T_n)$ from 100 Monte Carlo training samples T_n for different values of n at confidence level of $1 - \alpha = 0.9$ (red dashed line). Here $k = p = n$.

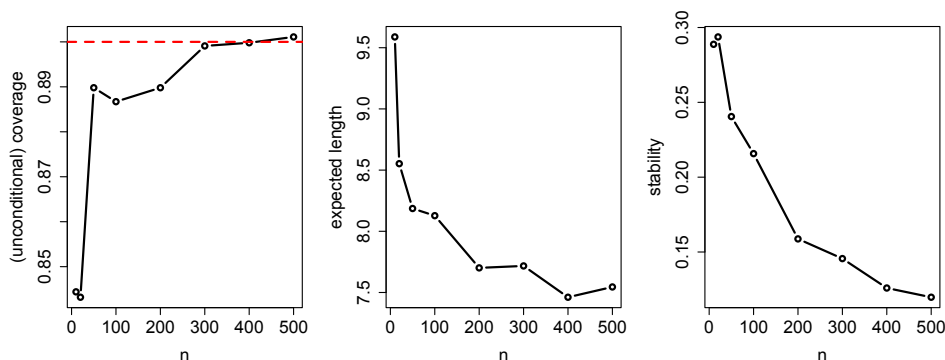


FIG 3. Unconditional coverage probability, expected interval length and estimated stability for different sample sizes n from 100 Monte Carlo simulations with $k = n = p$ (i.e., leave-one-out).

sample splitting (cf. Subsection 3.4 and Subsections A.1 and A.2 in the supplement). In a nutshell, if k is small, then $\hat{\mu}_n^{(l)}$, $l = 1, \dots, k$, will be based on much fewer observations than $\hat{\mu}_n$ and will thus be less accurate for prediction, leading to residuals that will have much larger variance than the true prediction error $y_0 - \hat{\mu}_n(x_0)$. Hence, the resulting prediction interval will be too wide. This reasoning is also supported by Figure 5.

From Figure 5 we learn that coverage probabilities, expected interval lengths and stability all decrease with increasing k in a quite similar fashion. This was to be expected for the stability, because for nearly equal fold sizes, the number of observations in each fold decreases as k increases, which means that, on average, $|\hat{\mu}_n(x_0) - \hat{\mu}_n^{(l)}(x_0)|$ will decrease for each l , as the two predictors are computed on nearly the same observations. We also see in Figure 5 that apparently for smaller values of k below $n/2$, the k -CV prediction interval is too wide, as we observe both, large interval lengths as well as over-coverage (cf. the discussion in the previous paragraph). On the other hand, there does not seem to be any practical reason to choose k substantially larger than $n/2$, as there is no benefit in terms of validity or interval length for increasing the number of folds above that threshold. However, keep in mind that the runtime of the k -CV prediction interval increases (roughly) linearly in k (cf. Remark A.5 in the supplement).

Finally, we repeated the simulations for heteroskedastic y_i generated as

$$y_i | x_i \sim \mathcal{N}(\beta' x_i, \sigma^2(x_i)), \quad \sigma^2(x_i) = 1 + \frac{|\beta' x_i|}{\sqrt{10}} - \frac{\sqrt{2}}{\Gamma(\frac{1}{2})}.$$

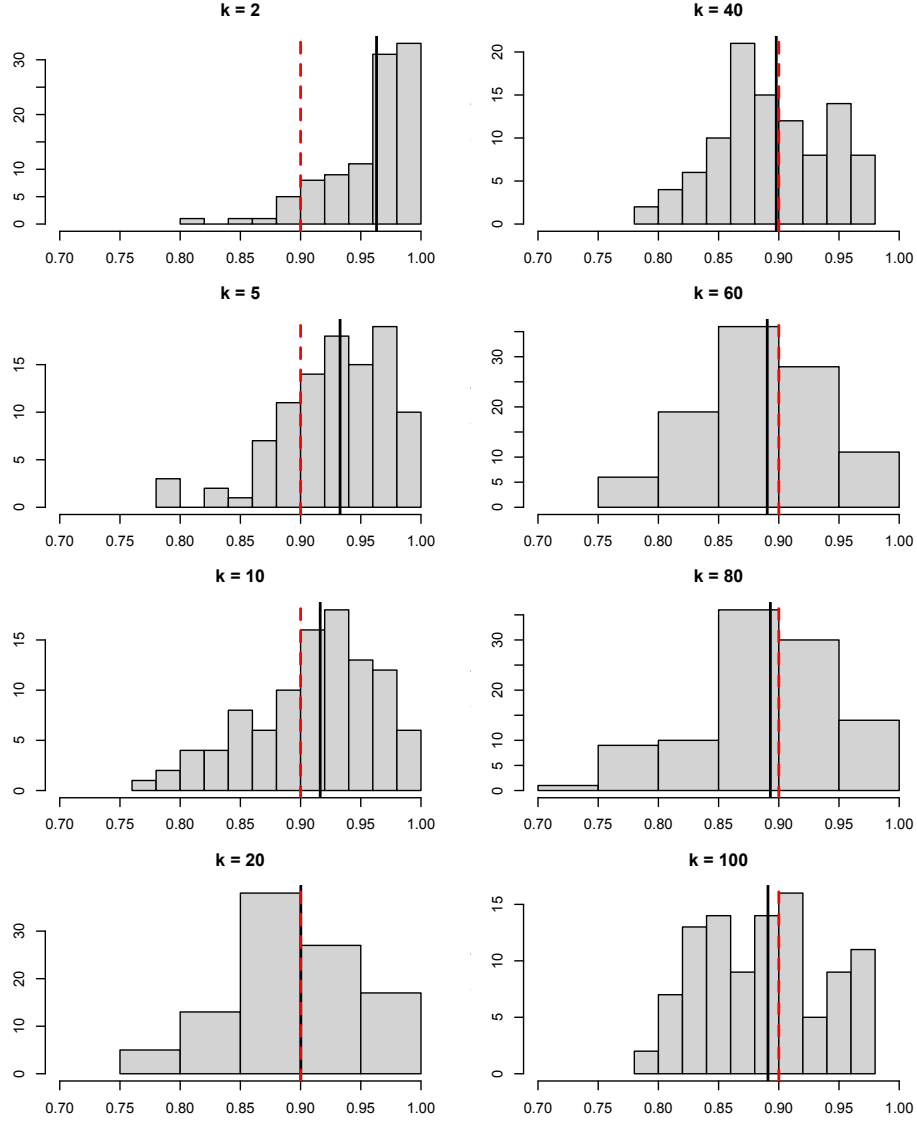


FIG 4. Histograms of conditional coverage probabilities $\mathbb{P}(y_0 \in PI_{\alpha}^{(kCV)}(T_n, x_0) | T_n)$ from 100 Monte Carlo training samples T_n for different values of k at confidence level of $1 - \alpha = 0.9$ (red dashed line). Here $n = p = 100$.

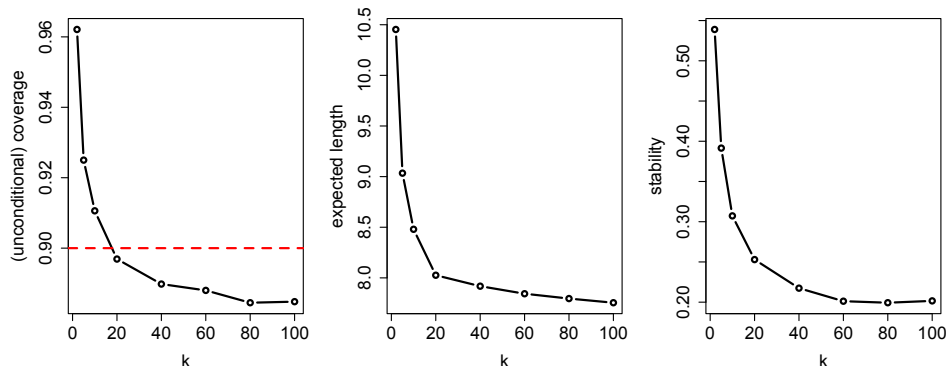


FIG 5. Unconditional coverage probability, expected interval length and estimated stability for different numbers of folds k from 100 Monte Carlo simulations with $n = p = 100$.

For comparability we have chosen the conditional variance of y_i such that $\mathbb{E}[\sigma^2(x_i)] = 1$ in order to achieve $\text{Var}(y_i) = 11$, as in the homoskedastic case. The resulting plots are very similar to those of the homoskedastic case and are deferred to Section B in the supplement. For heteroskedastic data we observe slightly larger spread of conditional probabilities around the nominal level, slightly wider intervals and slightly slower asymptotic convergence of average (unconditional) coverage to the nominal level.

Acknowledgements. The authors thank the participants of the “ISOR Research Seminar in Statistics and Econometrics” at the University of Vienna for discussion of an early version of the paper. In particular, we want to thank Benedikt M. Pötscher and David Preinerstorfer for valuable comments. We are also grateful to three anonymous referees and an associate editor for their constructive feedback to improve the paper.

References.

- Aven, T. (1985). Upper (lower) bounds on the mean of the maximum (minimum) of a number of random variables. *J. Appl. Probab.* 22(3), 723–728.
- Bai, Z. and J. W. Silverstein (2010). *Spectral Analysis of Large Dimensional Random Matrices* (2nd ed.). Springer Series in Statistics. New York: Springer.
- Bai, Z. D. and Y. Q. Yin (1993). Limit of the smallest eigenvalue of a large dimensional sample covariance matrix. *Ann. Probab.* 21(3), 1275–1294.
- Barber, R. F., E. J. Candès, A. Ramdas, and R. J. Tibshirani (2021). Predictive inference with the jackknife+. *Ann. Statist.* 49(1), 486–507.
- Bean, D., P. J. Bickel, N. El Karoui, and B. Yu (2013). Optimal m-estimation in high-dimensional regression. *Proc. Natl. Acad. Sci. USA* 110(36), 14563–14568.
- Bickel, P. J. and D. A. Freedman (1983). Bootstrapping regression models with many

- parameters. In P. Bickel, K. Doksum, and J. Hodges (Eds.), *A Festschrift for Erich L. Lehmann*, pp. 28–48. Wadsworth Inc.
- Billingsley, P. (1995). *Probability and Measure* (3rd ed.). New York: Wiley.
- Bousquet, O. and A. Elisseeff (2002). Stability and generalization. *J. Mach. Learn. Res.* 2, 499–526.
- Bucchianico, A. D., J. H. J. Einmahl, and N. A. Mushkudiani (2001). Smallest nonparametric tolerance regions. *Ann. Statist.* 29(5), 1320–1343.
- Bühlmann, P. and S. van de Geer (2011). *Statistics for High-dimensional Data*. Berlin: Springer.
- Butler, R. and E. D. Rothman (1980). Predictive intervals based on reuse of the sample. *J. Amer. Statist. Assoc.* 75(372), 881–889.
- Chatterjee, S. (2013). Assumptionless consistency of the lasso. *arXiv preprint arXiv:1303.5817*.
- Chatterjee, S. K. and N. K. Patra (1980). Asymptotically minimal multivariate tolerance sets. *Calcutta Statist. Assoc. Bull.* 29(1-2), 73–94.
- Chen, W., K.-J. Chun, and R. F. Barber (2018). Discretized conformal prediction for efficient distribution-free inference. *Stat* 7(1), e173.
- Cox, D. R. and D. V. Hinkley (1974). *Theoretical Statistics*. London: Chapman and Hall.
- Devroye, L. and T. J. Wagner (1979). Distribution-free inequalities for the deleted and holdout error estimates. *IEEE Trans. Inform. Theory* 25(2), 202–207.
- Dicker, L. (2012). Optimal estimation and prediction for dense signals in high-dimensional linear models. *arXiv:1203.4572*.
- Dicker, L. H. (2013). Optimal equivariant prediction for high-dimensional linear models with arbitrary predictor covariance. *Electron. J. Stat.* 7, 1806–1834.
- El Karoui, N. (2010). The spectrum of kernel random matrices. *Ann. Statist.* 38(1), 1–50.
- El Karoui, N. (2013). Asymptotic behavior of unregularized and ridge-regularized high-dimensional robust regression estimators: rigorous results. *arXiv preprint arXiv:1311.2445*.
- El Karoui, N. (2018). On the impact of predictor geometry on the performance on high-dimensional ridge-regularized generalized robust regression estimators. *Probab. Theory Relat. Fields* 170(1-2), 95–175.
- El Karoui, N., D. Bean, P. J. Bickel, C. Lim, and B. Yu (2013). On robust regression with high-dimensional predictors. *Proc. Natl. Acad. Sci. USA* 110(36), 14557–14562.
- El Karoui, N. and E. Purdom (2018). Can we trust the bootstrap in high-dimensions? the case of linear models. *J. Mach. Learn. Res.* 19(1), 170–235.
- Fahrmeir, L. (1990). Maximum likelihood estimation in misspecified generalized linear models. *Statistics* 21(4), 487–502.
- Foygel Barber, R., E. J. Candès, A. Ramdas, and R. J. Tibshirani (2021). The limits of distribution-free conditional predictive inference. *Information and Inference: A Journal of the IMA* 10(2), 455–482.
- Friedman, J., T. Hastie, and R. Tibshirani (2010). Regularization paths for generalized linear models via coordinate descent. *Journal of Statistical Software* 33(1), 1–22.
- Györfi, L., M. Kohler, A. Krzyżak, and H. Walk (2002). *A Distribution-Free Theory of Nonparametric Regression*. Springer Series in Statistics. New York: Springer.
- Huber, N. and H. Leeb (2013). Shrinkage estimators for prediction out-of-sample: Conditional performance. *Commun. Statist. - Theory Methods* 42(7), 1246–1264.
- Huber, P. J. (1967). The behavior of maximum likelihood estimates under nonstandard conditions. *Proceedings of the Fifth Berkeley Symposium on Mathematical Statistics and Probability* 1, 221–233.
- Krishnamoorthy, K. and T. Mathew (2009). *Statistical Tolerance Regions: Theory, Appli-*

- cations, and Computation*. Wiley Series in Probability and Statistics. Hoboken, New Jersey: Wiley.
- Lei, J. (2019). Fast exact conformalization of the lasso using piecewise linear homotopy. *Biometrika* 106(4), 749–764.
- Lei, J., M. G’Sell, A. Rinaldo, R. J. Tibshirani, and L. Wasserman (2018). Distribution-free predictive inference for regression. *J. Amer. Statist. Assoc.* 113(523), 1094–1111.
- Lei, J., J. Robins, and L. Wasserman (2013). Distribution-free prediction sets. *J. Amer. Statist. Assoc.* 108(501), 278–287.
- Lei, J. and L. Wasserman (2014). Distribution-free prediction bands for non-parametric regression. *J. Roy. Statist. Soc. Ser. B* 76, 71–96.
- Lewis, T. and J. W. Thompson (1981). Dispersive distributions, and the connection between dispersivity and strong unimodality. *J. Appl. Probab.* 18(1), 76–90.
- Li, J. and R. Y. Liu (2008). Multivariate spacings based on data depth: I. construction of nonparametric multivariate tolerance regions. *Ann. Statist.* 36(3), 1299–1323.
- Lopes, M. E. (2015). *Some Inference Problems in High-Dimensional Linear Models*. Ph. D. thesis, UC Berkeley.
- Mammen, E. (1996). Empirical process of residuals for high-dimensional linear models. *Ann. Statist.* 24(1), 307–335.
- Massart, P. (1990). The tight constant in the Dvoretzky-Kiefer-Wolfowitz inequality. *Ann. Probab.* 18(3), 1269–1283.
- Olive, D. J. (2007). Prediction intervals for regression models. *Comput. Statist. Data Anal.* 51(6), 3115–3122.
- Politis, D. N. (2013). Model-free model-fitting and predictive distributions. *Test* 22(2), 183–221.
- Romano, Y., E. Patterson, and E. Candes (2019). Conformalized quantile regression. *Adv. Neural Inf. Process. Syst.* 32.
- Schmidt-Hieber, J. (2020). Nonparametric regression using deep neural networks with relu activation function. *Ann. Statist.* 48(4), 1875–1897.
- Schmoyer, R. L. (1992). Asymptotically valid prediction intervals for linear models. *Technometrics* 34(4), 399–408.
- Scornet, E., G. Biau, and J.-P. Vert (2015). Consistency of random forests. *Ann. Statist.* 43(4), 1716–1741.
- Steinberger, L. and H. Leeb (2016). Leave-one-out prediction intervals in linear regression models with many variables. *arXiv preprint arXiv:1602.05801*.
- Steinberger, L. and H. Leeb (2021). Conditional predictive inference for high-dimensional stable algorithms. *arXiv preprint arXiv:1809.01412*.
- Steinberger, L. and H. Leeb (2022). Supplement to “Conditional predictive inference for stable algorithms”.
- Stine, R. A. (1985). Bootstrap prediction intervals for regression. *J. Amer. Statist. Assoc.* 80(392), 1026–1031.
- Tukey, J. W. (1947). Non-parametric estimation ii. statistically equivalent blocks and tolerance regions – the continuous case. *Ann. Math. Statist.* 18(4), 529–539.
- van der Vaart, A. W. (2007). *Asymptotic Statistics* (8th ed.). Cambridge Series in Statistical and Probabilistic Mathematics. New York: Cambridge University Press.
- Vovk, V. (2012). Conditional validity of inductive conformal predictors. In *Asian conference on machine learning*, pp. 475–490.
- Vovk, V. (2013). Conditional validity of inductive conformal predictors. *Machine Learning* 92(2), 349–376.
- Vovk, V., A. Gammerman, and C. Saunders (1999). Machine-learning applications of algorithmic randomness. In I. Bratko and S. Dzeroski (Eds.), *Proceedings of the Six-*

- teenth International Conference on Machine Learning, ICML '99*, pp. 444–453. Morgan Kaufmann Publishers Inc.
- Vovk, V., A. Gammerman, and G. Shafer (2005). *Algorithmic Learning in a Random World*. New York: Springer.
- Vovk, V., I. Nouretdinov, and A. Gammerman (2009). On-line predictive linear regression. *Ann. Statist.* 37(3), 1566–1590.
- Wald, A. (1943). An extension of Wilks' method for setting tolerance limits. *Ann. Math. Statist.* 14(1), 45–55.
- White, H. (1980a). A heteroskedasticity-consistent covariance matrix estimator and a direct test for heteroskedasticity. *Econometrica* 48(4), 817–838.
- White, H. (1980b). Using least squares to approximate unknown regression functions. *Internat. Econom. Rev.* 21(1), 149–170.
- Wilks, S. S. (1941). Determination of sample sizes for setting tolerance limits. *Ann. Math. Statist.* 12(1), 91–96.
- Wilks, S. S. (1942). Statistical prediction with special reference to the problem of tolerance limits. *Ann. Math. Statist.* 13(4), 400–409.

APPENDIX A: DISCUSSION AND FURTHER REMARKS

In this section we collect several further thoughts on the k -CV prediction intervals. We discuss some properties of the proposed method that we have established above but which we believe hold in much higher generality. We also draw some further connections to other methods such as sample splitting, tolerance regions and prediction regions based on non-parametric density estimation, and we provide further intuition. Finally, we sketch possible extensions and open problems.

A.1. Predictor efficiency and interval length. Recall that if $T_n \in \mathcal{Z}^n$ and P are such that

$$s \mapsto \tilde{F}_n(s; T_n) = \mathbb{P}(y_0 - \hat{\mu}_n(x_0) \leq s | T_n),$$

is continuous, the optimal infeasible interval

$$PI_{\alpha_1, \alpha_2}^{(OPT)} = \hat{\mu}_n(x_0) + [\tilde{q}_{\alpha_1}, \tilde{q}_{\alpha_2}]$$

in (2.2) is the shortest interval of the form $\hat{\mu}_n(x_0) + [L(T_n), U(T_n)]$ such that (2.3) and (2.4) are satisfied. In this infeasible scenario and for given error probabilities $\alpha_1 < \alpha_2$, the only way in which the data analyst can influence the length of $PI_{\alpha_1, \alpha_2}^{(OPT)}$ is via the choice of predictor $\hat{\mu}_n$. This choice clearly affects the conditional distribution \tilde{F}_n of the prediction error $y_0 - \hat{\mu}_n(x_0)$ and, thus, potentially its inter-quantile-range $\tilde{q}_{\alpha_2} - \tilde{q}_{\alpha_1}$, which is the length of the infeasible prediction interval. Since we only care about minimizing the

inter-quantile-range of the conditional distribution \tilde{F}_n , for the rest of this subsection we consider the training data T_n to be fixed and non-random. Thus, the predictor $\hat{\mu}_n : \mathbb{R}^p \rightarrow \mathbb{R}$ is also non-random. Now we would like to use a predictor $\hat{\mu}_n$ such that the prediction error $y_0 - \hat{\mu}_n(x_0)$ has short inter-quantile-range. For simplicity, assume that $y_0 = \mu_P(x_0) + u_0$, where the error term u_0 has mean zero and is independent of the features x_0 . Therefore, the prediction error is given by

$$y_0 - \hat{\mu}_n(x_0) = \mu_P(x_0) - \hat{\mu}_n(x_0) + u_0,$$

i.e., the sum of the estimation error $\mu_P(x_0) - \hat{\mu}_n(x_0)$ and the innovation u_0 . Following Lewis and Thompson (1981), we say that a continuous univariate distribution P_1 is more dispersed than P_0 if, and only if, any two quantiles of P_1 are further apart than the corresponding quantiles of P_0 . Now we note that minimizing the inter-quantile-range of the prediction error $y_0 - \hat{\mu}_n(x_0)$ is, in general, not equivalent to minimizing the inter-quantile-range of $\mu_P(x_0) - \hat{\mu}_n(x_0)$, because of the effect of the error term u_0 . However, if the distribution of the error term u_0 has a log-concave density, then the distribution of $y_0 - \hat{\mu}_{n,1}(x_0)$ is more dispersed than that of $y_0 - \hat{\mu}_{n,0}(x_0)$, if, and only if, $\mu_P(x_0) - \hat{\mu}_{n,1}(x_0)$ is more dispersed than $\mu_P(x_0) - \hat{\mu}_{n,0}(x_0)$ (see Theorem 8 of Lewis and Thompson, 1981). Thus, under log-concave error distributions, the interval length of $PI_{\alpha_1, \alpha_2}^{(OPT)}$ is directly related to the prediction accuracy of the point predictor $\hat{\mu}_n$ in use. These considerations naturally carry over to the feasible analog $PI_{\alpha_1, \alpha_2}^{(kCV)}$ defined in (2.6). In Subsection 3.3, in the special case of a linear model and ordinary-least-squares prediction, we have discussed the issue of interval length in some more detail and provided a rigorous description of the asymptotic interval length in a high-dimensional regime. This sheds more light on the connection between the length of $PI_{\alpha_1, \alpha_2}^{(L1O)}$ and the estimation error $\mu_P(x_0) - \hat{\mu}_n(x_0)$. However, the lessons learned from the linear model appear to be valid in a much more general situation. In particular, we see that, at least for log-concave error distributions, the lengths of k -CV prediction intervals can potentially be used to evaluate the relative efficiency of competing predictors.

A.2. The case of a naive predictor and sample splitting. Next, we discuss the important special case where we naively decide to work with a predictor $M_{n,p}(T_n, x_0) = \mu(x_0)$, $\mu : \mathcal{X} \rightarrow \mathbb{R}$, that does not depend on the training data T_n at all.⁴ In this case, the predictor and its k -fold CV

⁴Note that this covers, in particular, the case where we do not even use, or do not have available, the feature vectors x_0, \dots, x_n , i.e., $\mu \equiv 0$. In this case, a *prediction interval* for y_0 that is only based on y_1, \dots, y_n is more commonly referred to as a *tolerance interval*.

analogues all coincide and the (k -CV) residuals $\hat{u}_i = y_i - \mu(x_i)$ for $i = 1, \dots, n$, are actually independent and identically distributed according to the non-random distribution $\tilde{F}_n(s) = \mathbb{P}(y_0 - \mu(x_0) \leq s | T_n) = \mathbb{P}_{z_0}(y_0 - \mu(x_0) \leq s)$ and \hat{F}_n is their empirical distribution function. Therefore, by Proposition 2.1 and the Dvoretzky-Kiefer-Wolfowitz (DKW) inequality (Massart, 1990), if \tilde{F}_n is continuous, we get for every $\varepsilon > 0$ that

$$\mathbb{P} \left(\left| P_{z_0} \left(y_0 \in PI_{\alpha_1, \alpha_2}^{(kCV)}(T_n, x_0) \right) - (\alpha_2 - \alpha_1) \right| > \varepsilon \right) \leq 4 \exp \left(-\frac{n\varepsilon^2}{2} \right).$$

Integrating this tail probability also yields

$$\mathbb{E} \left[\left| P_{z_0} \left(y_0 \in PI_{\alpha_1, \alpha_2}^{(kCV)}(T_n, x_0) \right) - (\alpha_2 - \alpha_1) \right| \right] \leq \sqrt{\frac{8\pi}{n}}.$$

We also point out that in the present case where the predictor does not depend on T_n , the problem of constructing a prediction interval for y_0 can actually be reduced to finding a non-parametric univariate tolerance interval for $y_0 - \mu(x_0)$ based on the i.i.d. copies $(y_i - \mu(x_i))_{i=1}^n$. For this problem classical solutions are available, based on the theory of order statistics of i.i.d. data (cf. Krishnamoorthy and Mathew, 2009, Chapter 8). Unfortunately, the problem changes dramatically, once we try to learn the true regression function μ_P from the training data T_n and use $\hat{\mu}_n(x_0) = M_{n,p}(T_n, x_0)$ to predict y_0 , because then the k -CV residuals are no longer independent and the conditional distribution function \tilde{F} of the prediction error $y_0 - \hat{\mu}_n(x_0)$ given T_n is random. Thus, in the general case we can not expect to obtain equally powerful and elegant results as above and we can not resort to the theory of order statistics of i.i.d. data. In particular, we note that the bound of Theorem 2.6 is still somewhat sub-optimal in this trivial case where the estimator does not depend on the training sample T_n . In that case, $\eta_{n,k} = 0$, but the derived bound still depends on the distribution of the estimation error $\mu_P(x_0) - \mu(x_0)$, even though in that case the alternative bound obtained above by the DKW inequality does no longer involve the estimation error. It is an open problem to establish a concentration inequality for $\|\hat{F}_n - \tilde{F}_n\|_\infty$ analogous to the DKW inequality but in the general case of dependent k -CV residuals and random \tilde{F}_n .

The discussion of the previous paragraph also applies to the case where the predictor μ was obtained as an estimator for μ_P , but from another independent training sample $S_{n^*} = (x_j^*, y_j^*)_{j=1}^{n^*}$ of n^* i.i.d. copies of (x_0, y_0) . This situation can be seen as a sample splitting method, where n^* of the overall $n + n^*$ observations are used to compute the point predictor $\mu =$

$\hat{\mu}_{n^*}$ and the remaining n observations in T_n are used as a validation set to estimate the conditional distribution of the prediction error $y_0 - \hat{\mu}_{n^*}(x_0)$ given S_{n^*} (and T_n), from the (conditionally on S_{n^*}) i.i.d. residuals $y_i - \hat{\mu}_{n^*}(x_i)$, $i = 1, \dots, n$. Such a procedure is discussed, for instance, by Lei et al. (2018) and Vovk (2012). Note that under the assumptions of the previous paragraph, such a method is asymptotically training conditionally valid if the size n of the validation set diverges to infinity. However, this method uses only n^* of the $n + n^*$ available observation pairs for prediction, such that the point predictor $\hat{\mu}_{n^*}$ based on S_{n^*} is not as efficient as the analogous predictor based on the full sample $S_{n^*} \cup T_n$. This typically results in a larger prediction interval than necessary, because then the conditional distribution of the prediction error $y_0 - \hat{\mu}_{n^*}(x_0)$ is usually more dispersed than that of $y_0 - \hat{\mu}_{n^*+n}(x_0)$. See also the discussion in Subsections 3.4 and A.1.

A.3. Further remarks.

REMARK A.1 (On exact training conditional validity). Suppose that the class \mathcal{P} contains at least the data generating distributions P_0 and P_1 , where for $j \in \{0, 1\}$

$$P_j = \mathcal{N}_{p+1}(0, \sigma_j^2 I_{p+1}), \quad \sigma_j^2 > 0, \quad \sigma_0^2 \neq \sigma_1^2,$$

that is, the p feature variables in x_0 and the response y_0 are i.i.d. $\mathcal{N}(0, \sigma_j^2)$. Further, suppose that we decide to predict y_0 by some linear predictor $\hat{\mu}_n(x_0) = x_0' \hat{\beta}_n$ for some estimator $\hat{\beta}_n = \hat{\beta}_n(T_n)$. We shall show that for every $\alpha \in (0, 1/2)$, it is impossible to construct a prediction interval of the form $PI_\alpha(T_n, x_0) = x_0' \hat{\beta}_n + [L_\alpha(T_n), U_\alpha(T_n)]$ based on a finite sample T_n and x_0 , such that (2.1) is equal to zero.

PROOF. If (2.1) is equal to zero, then for both $j = 0, 1$ and P_j^n -almost all samples $T_n \in \mathcal{Z}^n$, where P_j^n is the n -fold product measure of P_j ,

$$\begin{aligned} 1 - \alpha &= P_j(y_0 \in PI_\alpha(T_n, x_0)) \\ &= P_j(L_\alpha(T_n) \leq y_0 - x_0' \hat{\beta}_n(T_n) \leq U_\alpha(T_n) | T_n) \\ &= \Phi\left(\frac{U_\alpha(T_n)}{\sigma_j \sqrt{\|\hat{\beta}_n\|_2^2 + 1}}\right) - \Phi\left(\frac{L_\alpha(T_n)}{\sigma_j \sqrt{\|\hat{\beta}_n\|_2^2 + 1}}\right). \end{aligned}$$

Since $1 - \alpha > 1/2$, we must have $L_\alpha < 0 < U_\alpha$, almost surely, and it is easy to see that the function

$$g_{l,u}(\nu) := \Phi\left(\frac{u}{\nu}\right) - \Phi\left(\frac{l}{\nu}\right), \quad g_{l,u} : (0, \infty) \rightarrow (0, 1),$$

is continuous and strictly decreasing, provided that $l < 0 < u$, and thus, for such l and u , $g_{l,u}$ is invertible. Therefore, for $j = 0, 1$ and for P_j^n -almost all samples T_n (equivalently, for Lebesgue almost all $T_n \in \mathbb{R}^{n(p+1)}$), we have

$$\tilde{\sigma}_n^2(T_n) := \left(\frac{g_{L_\alpha, U_\alpha}^{-1}(1 - \alpha)}{\sqrt{\|\hat{\beta}_n\|_2^2 + 1}} \right)^2 = \sigma_j^2.$$

In other words, there exists $T_n \in \mathcal{Z}^n$, such that $\sigma_0^2 = \tilde{\sigma}_n^2(T_n) = \sigma_1^2$, a contradiction. \square

REMARK A.2. Consistent estimation of the true regression function $\mu_P : \mathcal{X} \rightarrow \mathbb{R}$ from an i.i.d. sample of size n is usually not possible if the dimension p of \mathcal{X} is non-negligible compared to n , even if μ_P is very regular and the error is homoskedastic and has rapidly decaying tails. For example, in a Gaussian linear model where the only unknown parameter is the p -vector β of regression coefficients, it is impossible to consistently estimate the conditional mean $\mu_P(x_0) = \mathbb{E}_{z_0}[y_0|x_0] = \beta'x_0$, unless $p/n \rightarrow 0$ or strong assumptions are imposed on the parameter space (cf. Dicker, 2012).

REMARK A.3. A natural approach for constructing non-parametric prediction sets is to estimate the conditional density of y_0 given x_0 (if it exists), because, as can be easily shown, a highest density region of the conditional density of y_0 given x_0 provides the smallest (in terms of Lebesgue measure) prediction region $PR_\alpha(x_0)$ for y_0 that controls the conditional coverage probability given x_0 , i.e., that satisfies

$$(A.1) \quad P(y_0 \in PR_\alpha(x)|x_0 = x) \geq 1 - \alpha \quad \text{for } P_{x_0}\text{-almost all } x.$$

This condition has been called *object conditional validity* by Vovk (2013). However, object conditional validity is often too much to ask for. First of all, as shown by Foygel Barber et al. (2021) (see also Lei and Wasserman, 2014; Vovk, 2013), for continuous distributions there are no non-trivial prediction sets based on a finite sample that satisfy (A.1). Moreover, even if we are content with *asymptotic* object conditional validity, learning the relevant properties of the conditional density of y_0 given x_0 is typically only possible if the dimension of the feature vector x_0 is much smaller than the available sample size (cf. Remark A.2). Finally, even under stability assumptions of the underlying predictor, object conditional validity seems to be very hard. Therefore, since our focus in the present paper is on high-dimensional problems, we do not aim at object conditional validity.

REMARK A.4 (Prediction intervals with adaptive lengths). The length of the k -CV prediction interval in (2.6), as it stands, does not depend on the value of x_0 . An immediate way to account for that is the following. Consider, in addition, an estimator $\hat{\sigma}_n^2(x) = S(T_n, x)$ of the conditional variance $\text{Var}[y_0 | x_0 = x]$. Then a prediction interval can be computed as $\hat{\mu}_n(x_0) + [\hat{q}_{\alpha_1}, \hat{q}_{\alpha_2}] \hat{\sigma}_n(x_0)$, where now, \hat{q}_α is an empirical α -quantile of the k -CV residuals

$$\hat{u}_i = \frac{y_i - \hat{\mu}_n^{(l)}(x_i)}{\hat{\sigma}_{n,(l)}(x_i)}, \quad l \in [k], i \in K_l.$$

An alternative construction of prediction intervals with adaptive length is given in Romano et al. (2019) who consider a quantile regression procedure based on sample splitting.

REMARK A.5 (Computational versus statistical efficiency). The computational burden of the k -CV prediction interval increases roughly linearly with the number of folds k . The model has to be re-fitted k -times on each of the possible reduced samples $T_n \setminus K_l$, $l = 1, \dots, k$, in order to compute the residuals $\hat{u}_i = y_i - \hat{\mu}_n^{(l)}(x_i)$, $i \in K_l$. Thus, reducing the number of folds k will speed up the computation of the procedure. However, choosing k too small may invalidate the stability of the algorithm (i.e., $\eta_{n,k_n} \rightarrow 0$ in Definition 2.3), because the predictor $\hat{\mu}_n$ based on the full training sample T_n may be very different from the predictor $\hat{\mu}_n^{(l)}$ based on the reduced sample $T_n \setminus K_l$, if (for some l) $n - m_l = n - |K_l|$ is too small compared to n . As a consequence, the k -CV prediction interval may lose its approximate training conditional validity property and it may get overly wide, because the empirical distribution of the k -CV residuals $y_i - \hat{\mu}_n^{(l)}(x_i)$, $i \in K_l$, may be much more dispersed than the conditional distribution of the prediction error $y_0 - \hat{\mu}_n(x_0)$.

In some special cases, however, it is possible to devise a shortcut for the computation of these residuals. For example, in case of ordinary least squares prediction $\hat{\mu}_n(x) = x' \hat{\beta}_n = x'(X'X)^{\dagger} X'Y$, if $X'_{[i]} X_{[i]}$ has full rank, we have the well known identity for the leave-one-out residuals ($k = n$),

$$\hat{u}_i = y_i - x'_i \hat{\beta}_n^{[i]} = \frac{y_i - x'_i \hat{\beta}_n}{1 - x'_i (X'X)^{-1} x_i},$$

such that the n -vector of leave-one-out residuals can be computed as

$$[\text{diag}(I_n - X(X'X)^{-1} X')]^{-1} (I_n - X(X'X)^{-1} X')Y.$$

Hence, the model has to be fitted only once instead of n -times.

APPENDIX B: NUMERICAL RESULTS FOR HETEROSKEDASTIC DATA

We repeated the simulations from Section 5 for heteroskedastic y_i generated as

$$y_i | x_i \sim \mathcal{N}(\beta' x_i, \sigma^2(x_i)), \quad \sigma^2(x_i) = 1 + \frac{|\beta' x_i|}{\sqrt{10}} - \frac{\sqrt{2}}{\Gamma(\frac{1}{2})}.$$

For comparability we have chosen the conditional standard deviation of y_i such that $\mathbb{E}[\sigma^2(x_i)] = 1$ in order to achieve $\text{Var}(y_i) = 11$, as in the homoskedastic case. Histograms of conditional coverage probabilities of the leave-one-out procedure ($k = n$) for different sample sizes are shown in Figure 6. Unconditional coverage probability, expected interval length and estimated stability are depicted in Figure 7. The results are basically indistinguishable from the homoskedastic case. Studying the impact of the number of folds k on the coverage probabilities (Figure 8) and on the expected interval length (Figure 9), we see a slightly worse performance of the k -CV procedure on heteroskedastic data compared to the homoskedastic case in the sense that conditional coverage probabilities appear to be a little bit more spread out around the nominal level and intervals tend to be somewhat wider.

APPENDIX C: PROOFS OF MAIN RESULTS

We repeatedly use the following argument: Suppose that A_n , $n \geq 1$, are real-valued random variables on (Ω, \mathcal{F}, P) and \mathcal{F}_n , $n \geq 1$, are sub-sigma fields of \mathcal{F} . If $\mathbb{E}[|A_n| | \mathcal{F}_n]$ is well-defined and converges to zero in probability, then A_n converges to zero in probability. Indeed

$$P(|A_n| > \varepsilon) = \mathbb{E}[P(|A_n| > \varepsilon | \mathcal{F}_n) \wedge 1] \leq \mathbb{E}\left[\left(\frac{1}{\varepsilon} \mathbb{E}[|A_n| | \mathcal{F}_n]\right) \wedge 1\right].$$

In this upper bound, the integrand converges to zero in probability by assumption, and this integrand is bounded by 1 by construction. In view of the dominated convergence theorem, this upper bound converges to zero. Moreover, if $\mathbb{E}[A_n | \mathcal{F}_n]$ is well-defined and converges to $c \in \mathbb{R}$ in probability and if, in addition, $\text{Var}[A_n | \mathcal{F}_n] \rightarrow 0$ in probability, then $A_n \rightarrow c$ in probability. Indeed,

$$\mathbb{E}[(A_n - c)^2 | \mathcal{F}_n] = \text{Var}[A_n | \mathcal{F}_n] + (\mathbb{E}[A_n | \mathcal{F}_n] - c)^2$$

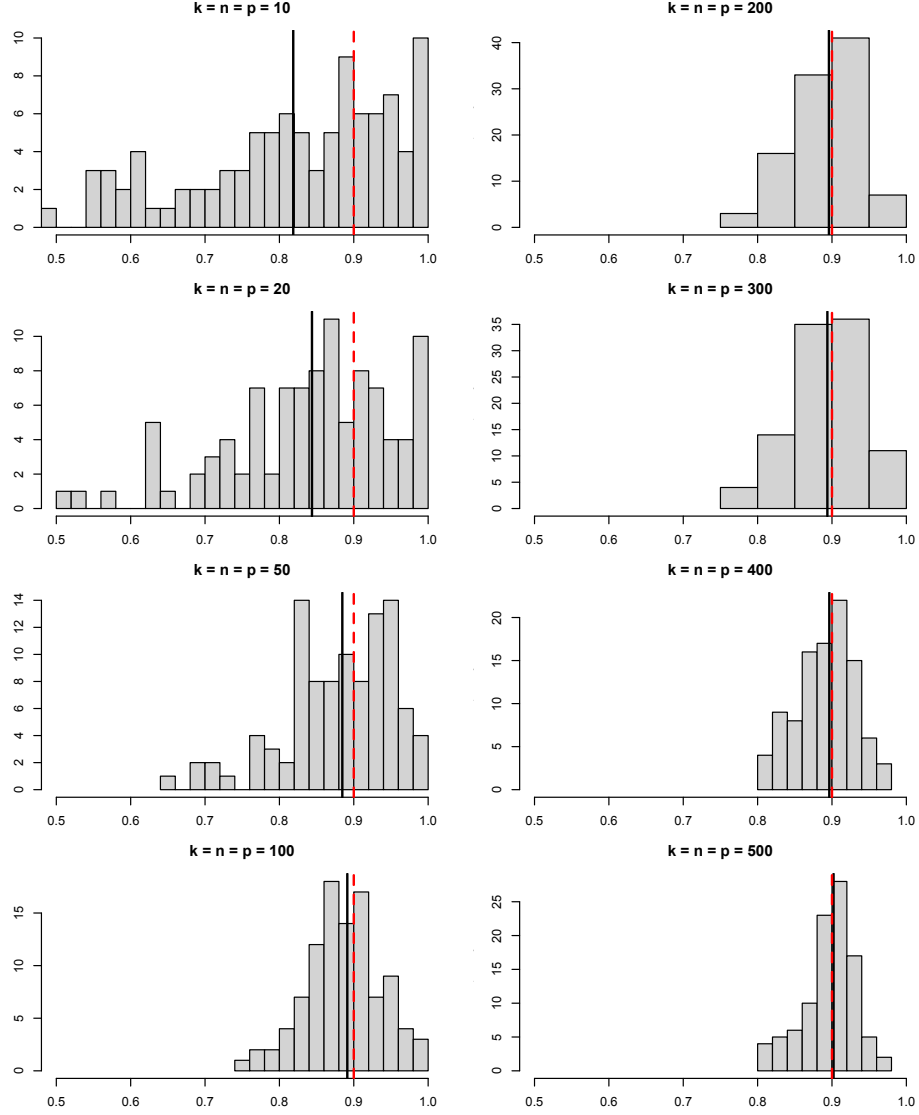


FIG 6. Histograms of conditional coverage probabilities $\mathbb{P}(y_0 \in PI_{\alpha}^{(L1O)}(T_n, x_0) | T_n)$ from 100 Montecarlo training samples T_n for different values of n at confidence level of $1 - \alpha = 0.9$ (red dashed line) based on heteroskedastic data. Here $k = p = n$.

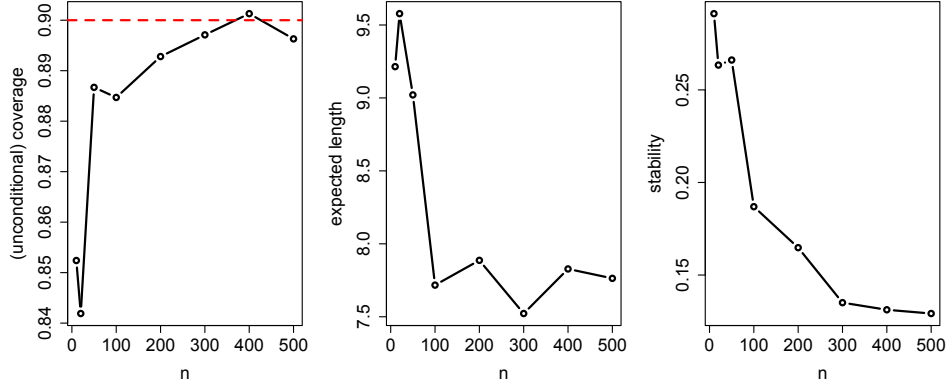


FIG 7. Unconditional coverage probability, expected interval length and estimated stability for different sample sizes n from 100 Montecarlo simulations with $k = n = p$ (i.e., leave-one-out) based on heteroskedastic data.

converges to zero in probability. From the preceding statement the claim follows.

The following result is an extension of Lemma 9 (Equation (9)) in Bousquet and Elisseeff (2002) (see also Devroye and Wagner, 1979) to the case of k -fold cross validation and potentially non-symmetric learning algorithms.

LEMMA C.1. *For $n, p \in \mathbb{N}$, consider a learning algorithm $M_{n,p} : \mathcal{Z}^n \times \mathcal{X} \rightarrow \mathbb{R}$ and, for measurable $f : \mathcal{X} \rightarrow \mathbb{R}$ and $z = (x, y) \in \mathcal{Z}$, let $L(f, z) := c(y, f(x))$ be a loss function with $0 \leq c(y, y') \leq C < \infty$, $y' \in \mathbb{R}$. For the training sample $T_n \in \mathcal{Z}^n$ and by a slight abuse of notation, write $M_{n,p}(T_n) := M_{n,p}(T_n, \cdot) : \mathcal{X} \rightarrow \mathbb{R}$ and define*

$$R := R(T_n) := \mathbb{E}_{z_0} [L(M_{n,p}(T_n), z_0)] = \mathbb{E}_{z_0} [c(y_0, M_{n,p}(T_n, x_0))]$$

and

$$R_{CV} := R_{CV}(T_n) := \frac{1}{k} \sum_{l=1}^k \frac{1}{m_l} \sum_{i \in K_l} L(M_{n-m_l,p}(T_n \setminus K_l), z_i).$$

Then we have

$$\begin{aligned} \mathbb{E} \left[(R_{CV} - R)^2 \right] &\leq \\ &\frac{C^2}{4(k-1)} + 5C \frac{1}{k} \sum_{l=1}^k \mathbb{E} [|L(M_{n-m_l,p}(T_n \setminus K_l), z_0) - L(M_{n,p}(T_n), z_0)|]. \end{aligned}$$

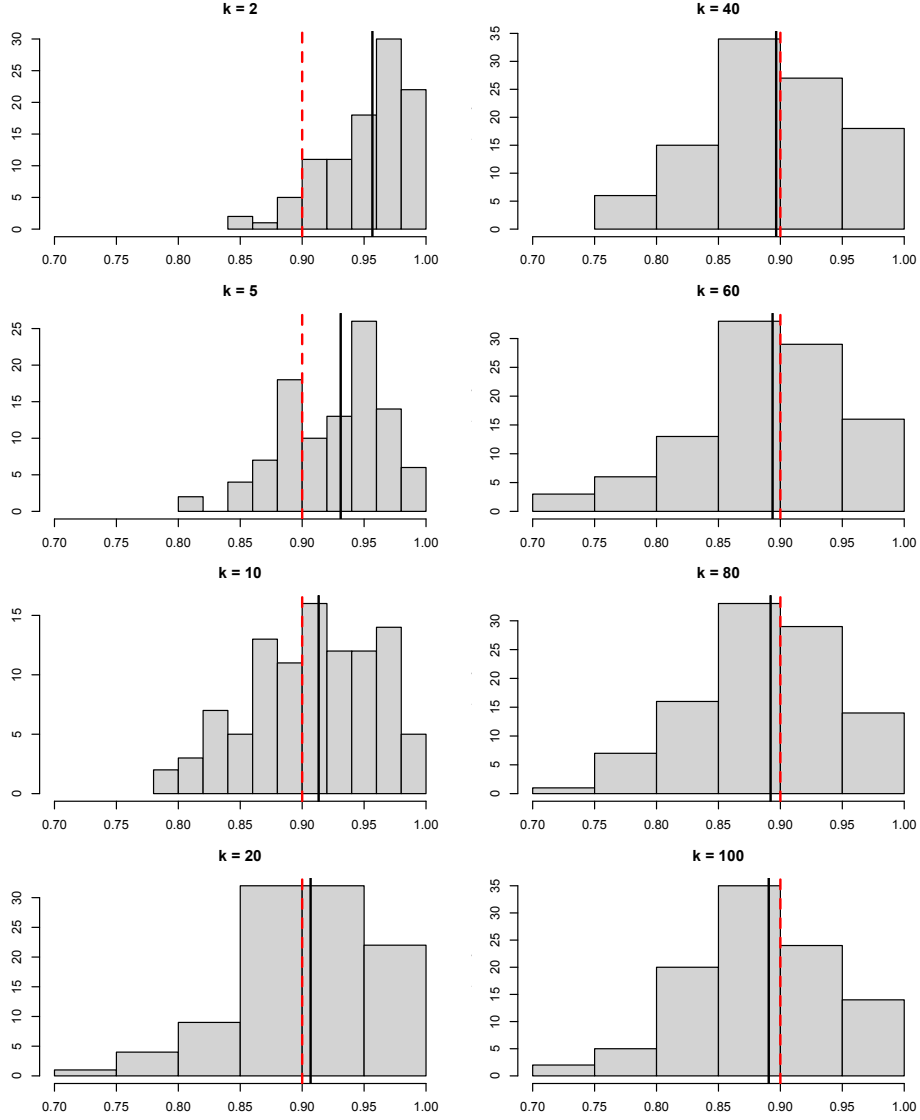


FIG 8. Histograms of conditional coverage probabilities $\mathbb{P}(y_0 \in PI_{\alpha}^{(kCV)}(T_n, x_0) | T_n)$ from 100 Montecarlo training samples T_n for different values of k at confidence level of $1 - \alpha = 0.9$ (red dashed line) based on heteroskedastic data. Here $n = p = 100$.

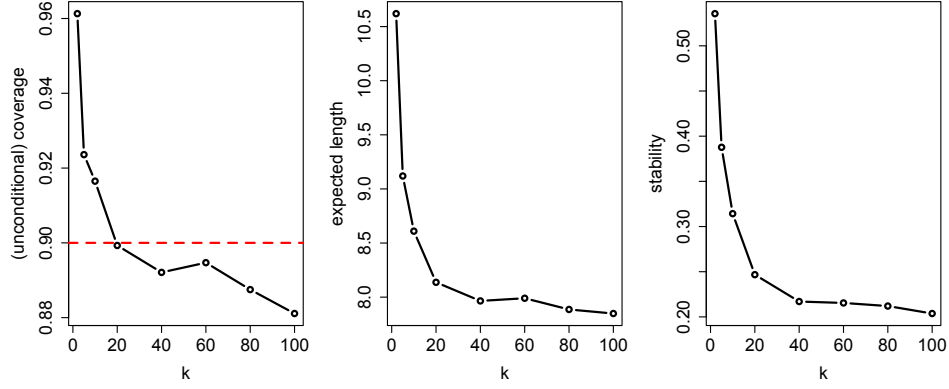


FIG 9. Unconditional coverage probability, expected interval length and estimated stability for different numbers of folds k from 100 Montecarlo simulations with $n = p = 100$ based on heteroskedastic data.

REMARK C.2. Notice that the upper bound of Lemma C.1 does not simply reduce to the one of the analogous result of Bousquet and Elisseeff (2002) in case $k = n$. On the one hand, the first term in the present upper bound (for $k = n$) is actually smaller than the corresponding term in Bousquet and Elisseeff (2002) by a factor of $\frac{n}{2(n-1)} \leq 1$. This is due to a slightly more refined technique (cf. Lemma D.1) which can also be used to improve the result of Bousquet and Elisseeff (2002). On the other hand, the second term in our upper bound is larger than the corresponding one of Bousquet and Elisseeff (2002) by a factor of $\frac{5}{3}$. Notice, however, that unlike the result of those authors, the present formulation does not require the learning algorithm to be symmetric.

PROOF OF LEMMA C.1. Let $z, z' \in \mathcal{Z}$ and abbreviate $T = T_n = (z_1, \dots, z_n)$. For simplicity, and by another slight abuse of notation, we write $L(T, z) = L(M_{n,p}(T_n), z)$ and $L(T \setminus K_l, z) = L(M_{n-m_l,p}(T_n \setminus K_l), z)$, etc. We will repeatedly make use of the fact that the distribution of any function taking i.i.d. random vectors as inputs, is invariant under permutation of those inputs. Now

$$\begin{aligned} \mathbb{E}[R^2] &= \mathbb{E}_T \left[(\mathbb{E}_z[L(T, z)])^2 \right] = \mathbb{E}_T \left[\mathbb{E}_z[L(T, z)] \mathbb{E}_{z'}[L(T, z')] \right] \\ &= \mathbb{E}[L(T, z)L(T, z')], \end{aligned}$$

and

$$\begin{aligned}\mathbb{E}[R \cdot R_{CV}] &= \frac{1}{k} \sum_{l=1}^k \frac{1}{m_l} \sum_{i \in K_l} \mathbb{E}[R \cdot L(T \setminus K_l, z_i)] \\ &= \frac{1}{k} \sum_{l=1}^k \frac{1}{m_l} \sum_{i \in K_l} \mathbb{E}[L(T, z) L(T \setminus K_l, z_i)].\end{aligned}$$

For the squared CV error, we get

$$\begin{aligned}\mathbb{E}[R_{CV}^2] &= \frac{1}{k^2} \sum_{l=1}^k \mathbb{E} \left[\left(\frac{1}{m_l} \sum_{i \in K_l} L(T \setminus K_l, z_i) \right)^2 \right] \\ &\quad + \frac{1}{k^2} \sum_{l_1 \neq l_2} \frac{1}{m_{l_1} m_{l_2}} \sum_{i_1 \in K_{l_1}} \sum_{i_2 \in K_{l_2}} \underbrace{\mathbb{E}[L(T \setminus K_{l_1}, z_{i_1}) L(T \setminus K_{l_2}, z_{i_2})]}_{=: E(l_1, l_2, i_1, i_2)} \\ &\leq \frac{C}{k^2} \sum_{l=1}^k \frac{1}{m_l} \sum_{i \in K_l} \mathbb{E}[L(T \setminus K_l, z_i)] \\ &\quad + \frac{k(k-1)}{k^2} \frac{1}{k(k-1)} \sum_{l_1 \neq l_2} \frac{1}{m_{l_1} m_{l_2}} \sum_{i_1 \in K_{l_1}} \sum_{i_2 \in K_{l_2}} E(l_1, l_2, i_1, i_2) \\ &= \frac{1}{k(k-1)} \sum_{l_1 \neq l_2} \frac{1}{m_{l_1} m_{l_2}} \sum_{i_1 \in K_{l_1}} \sum_{i_2 \in K_{l_2}} E(l_1, l_2, i_1, i_2) \\ &\quad + \frac{1}{k} \frac{1}{k(k-1)} \sum_{l_1 \neq l_2} \frac{1}{m_{l_1} m_{l_2}} \sum_{i_1 \in K_{l_1}} \sum_{i_2 \in K_{l_2}} \mathbb{E}[L(T \setminus K_{l_1}, z_{i_1}) [C - L(T \setminus K_{l_2}, z_{i_2})]] \\ &= \frac{1}{k(k-1)} \sum_{l_1 \neq l_2} \frac{1}{m_{l_1} m_{l_2}} \sum_{i_1 \in K_{l_1}} \sum_{i_2 \in K_{l_2}} E(l_1, l_2, i_1, i_2) \\ &\quad + \frac{1}{k} \frac{1}{k(k-1)} \sum_{l_1 \neq l_2} \mathbb{E} \left[\left(\frac{1}{m_{l_1}} \sum_{i_1 \in K_{l_1}} L(T \setminus K_{l_1}, z_{i_1}) \right) \left(C - \frac{1}{m_{l_2}} \sum_{i_2 \in K_{l_2}} L(T \setminus K_{l_2}, z_{i_2}) \right) \right].\end{aligned}$$

Now, using Lemma D.1 together with boundedness of the loss, we see that the expression on the last line of the previous display is bounded by

$$\frac{C^2}{4k} \frac{k}{k-1}.$$

Combining the previously derived facts, we therefore arrive at

$$\begin{aligned}
& \mathbb{E} \left[(R_{CV} - R)^2 \right] \\
& \leq \frac{C^2}{4k} \frac{k}{k-1} + \frac{1}{k(k-1)} \sum_{l_1 \neq l_2} \frac{1}{m_{l_1} m_{l_2}} \sum_{i_1 \in K_{l_1}} \sum_{i_2 \in K_{l_2}} \\
& \quad \left(\underbrace{\mathbb{E}[L(T, z)L(T, z')] - \mathbb{E}[L(T, z)L(T \setminus K_{l_2}, z_{i_2})]}_{=: I_1} \right. \\
& \quad \left. + \underbrace{\mathbb{E}[L(T \setminus K_{l_1}, z_{i_1})L(T \setminus K_{l_2}, z_{i_2})] - \mathbb{E}[L(T, z)L(T \setminus K_{l_2}, z_{i_2})]}_{=: I_2} \right).
\end{aligned}$$

Next, we repeatedly use exchangeability of z_1, \dots, z_n, z, z' . Moreover, by symbols like $T_{z_{i_2} \leftarrow z'}$ we denote the training data set T where the observation z_{i_2} was replaced by z' . Also recall that $i_1 \in K_{l_1}$ and $i_2 \in K_{l_2}$. Thus, for I_1 we get

$$\begin{aligned}
I_1 &= \mathbb{E}[L(T, z)L(T, z')] - \mathbb{E}[L(T_{z_{i_2} \leftarrow z'}, z)L(T \setminus K_{l_2}, z')] \\
&= \mathbb{E}[(L(T, z) - L(T \setminus K_{l_2}, z))L(T, z')] \\
&\quad + \mathbb{E}\left[\left(L(T \setminus K_{l_2}, z) - L(T_{z_{i_2} \leftarrow z'}, z)\right)L(T, z')\right] \\
&\quad + \mathbb{E}\left[\left(L(T, z') - L(T \setminus K_{l_2}, z')\right)L(T_{z_{i_2} \leftarrow z'}, z)\right] \\
&=: I_1(1) + I_1(2) + I_1(3).
\end{aligned}$$

But exchanging z_{i_2} and z' , we get

$$I_1(2) = \mathbb{E}\left[\left(L(T \setminus K_{l_2}, z) - L(T, z)\right)L(T_{z_{i_2} \leftarrow z'}, z_{i_2})\right],$$

and

$$\begin{aligned}
I_1 &= I_1(3) + \mathbb{E}\left[\left(L(T, z) - L(T \setminus K_{l_2}, z)\right)\left(L(T, z') - L(T_{z_{i_2} \leftarrow z'}, z_{i_2})\right)\right] \\
&\leq 2C\mathbb{E}[|L(T, z) - L(T \setminus K_{l_2}, z)|],
\end{aligned}$$

because L is bounded between 0 and C and hence the modulus of the difference of two L functions is bounded by C . Moreover, for I_2 we similarly

get

$$\begin{aligned}
I_2 &= \mathbb{E} \left[L(T_{z_{i_2} \leftarrow z'} \setminus K_{l_1}, z) L(T_{z_{i_1} \leftarrow z} \setminus K_{l_2}, z') \right] \\
&\quad - \mathbb{E} \left[L(T_{z_{i_2} \leftarrow z'}, z) L(T \setminus K_{l_2}, z') \right] \\
&= \mathbb{E} \left[\left(L(T_{z_{i_1} \leftarrow z} \setminus K_{l_2}, z') - L(T \setminus K_{l_1}, z') \right) L(T_{z_{i_2} \leftarrow z'} \setminus K_{l_1}, z) \right] \\
&\quad + \mathbb{E} \left[\left(L(T \setminus K_{l_1}, z') - L(T \setminus K_{l_2}, z') \right) L(T_{z_{i_2} \leftarrow z'} \setminus K_{l_1}, z) \right] \\
&\quad + \mathbb{E} \left[\left(L(T_{z_{i_2} \leftarrow z'} \setminus K_{l_1}, z) - L(T_{z_{i_2} \leftarrow z'}, z) \right) L(T \setminus K_{l_2}, z') \right] \\
&=: I_2(1) + I_2(2) + I_2(3).
\end{aligned}$$

Exchanging z_{i_1} with z in $I_2(1)$ and z_{i_2} with z' in $I_2(3)$ results in

$$I_2(1) = \mathbb{E} \left[\left(L(T \setminus K_{l_2}, z') - L(T \setminus K_{l_1}, z') \right) L(T_{z_{i_2} \leftarrow z'} \setminus K_{l_1}, z_{i_1}) \right]$$

and

$$I_2(3) = \mathbb{E} \left[\left(L(T \setminus K_{l_1}, z) - L(T, z) \right) L(T \setminus K_{l_2}, z_{i_2}) \right].$$

Thus,

$$\begin{aligned}
I_2 &= I_2(3) + \mathbb{E} \left[\left(L(T \setminus K_{l_2}, z') - L(T \setminus K_{l_1}, z') \right) \right. \\
&\quad \left. \times \left(L(T_{z_{i_2} \leftarrow z'} \setminus K_{l_1}, z_{i_1}) - L(T_{z_{i_2} \leftarrow z'} \setminus K_{l_1}, z) \right) \right] \\
&\leq 2C \mathbb{E} [|L(T \setminus K_{l_1}, z) - L(T, z)|] + C \mathbb{E} [|L(T \setminus K_{l_2}, z) - L(T, z)|].
\end{aligned}$$

Therefore, we conclude that

$$\mathbb{E} \left[(R_{CV} - R)^2 \right] \leq \frac{C^2}{4k} \frac{k}{k-1} + 5C \frac{1}{k} \sum_{l=1}^k \mathbb{E} [|L(T \setminus K_l, z) - L(T, z)|].$$

□

C.1. Proof of Theorem 2.6. The following is an immediate consequence of Lemma C.1 applied with the loss function $L(f, z) = \mathbb{1}_{(-\infty, s]}(y - f(x))$, $f : \mathcal{X} \rightarrow \mathcal{Y}$, $z = (x, y) \in \mathcal{Z}$, $s \in \mathbb{R}$ and $C = 1$.

LEMMA C.3. *For every $s \in \mathbb{R}$, we have*

$$\begin{aligned}
&\mathbb{E} \left[\left(\hat{F}_n(s) - \tilde{F}_n(s) \right)^2 \right] \\
&\leq \frac{1}{4(k-1)} + \frac{5}{k} \sum_{l=1}^k \mathbb{E} \left[\left| \mathbb{1}_{(-\infty, s]}(y_0 - \hat{\mu}_n(x_0)) - \mathbb{1}_{(-\infty, s]}(y_0 - \hat{\mu}_n^{(l)}(x_0)) \right| \right].
\end{aligned}$$

It is elementary to relate the upper bound of Lemma C.3 to the stability coefficient (cf. Definition 2.3) of $\hat{\mu}_n$. We defer the proof of the next result until the end of this section.

LEMMA C.4. *Suppose that y_0 has a conditional Lebesgue density $f_{y_0||x_0}$ given x_0 . Then, for every $s \in \mathbb{R}$ and every $l = 1, \dots, k$,*

$$\begin{aligned} \mathbb{E} \left[\left| \mathbb{1}_{(-\infty, s]}(y_0 - \hat{\mu}_n(x_0)) - \mathbb{1}_{(-\infty, s]}(y_0 - \hat{\mu}_n^{(l)}(x_0)) \right| \right] \\ \leq \mathbb{E} \left[\left(\|f_{y_0||x_0}\|_\infty |\hat{\mu}_n(x_0) - \hat{\mu}_n^{(l)}(x_0)| \right) \wedge 1 \right]. \end{aligned}$$

To turn the pointwise bound of Lemma C.3 into a uniform one, we need a certain continuity and tightness property of \tilde{F}_n .

LEMMA C.5. *Fix a training sample $T_n \in \mathcal{Z}^n$.*

(i) *Suppose that the conditional distribution of y_0 given x_0 has Lebesgue density $f_{y_0||x_0}$. If $s_1, s_2 \in \mathbb{R}$, then*

$$\left| \tilde{F}_n(s_1; T_n) - \tilde{F}_n(s_2; T_n) \right| \leq \mathbb{E}_{x_0} \left[(\|f_{y_0||x_0}\|_\infty |s_1 - s_2|) \wedge 1 \right].$$

(ii) *For $c_1, c_2 \in (0, \infty)$ and $g : \mathcal{X} \rightarrow \mathbb{R}$ measurable we have*

$$\begin{aligned} 1 - \tilde{F}_n(c_1 + c_2; T_n) + \tilde{F}_n(-(c_1 + c_2); T_n) \\ \leq P(|y_0 - g(x_0)| \geq c_1) + \mathbb{P}_{x_0}(|\hat{\mu}_n(x_0) - g(x_0)| > c_2). \end{aligned}$$

We provide the proofs of Lemma C.4 and Lemma C.5 below, after the main argument is finished. The proof of Theorem 2.6 is now a finite sample version of the proof of Polya's theorem. Fix $g : \mathcal{X} \rightarrow \mathbb{R}$ measurable, positive real numbers ε, c_1, c_2 , and set $\bar{s} = c_1 + c_2$ and $\underline{s} = -c_1 - c_2$. We split up the interval $[\underline{s}, \bar{s})$ into L intervals $[s_{j-1}, s_j)$, $j = 1, \dots, L$, with endpoints $\underline{s} =: s_0 < s_1 < \dots < s_L := \bar{s}$, such that $s_j - s_{j-1} \leq \varepsilon$. We may thus take $L = \lceil (\bar{s} - \underline{s})/\varepsilon \rceil = \lceil 2(c_1 + c_2)/\varepsilon \rceil$. If $s < s_0$, then

$$\begin{aligned} \hat{F}_n(s) - \tilde{F}_n(s) &\geq -\tilde{F}_n(s_0) \geq -|\hat{F}_n(s_0) - \tilde{F}_n(s_0)| - \tilde{F}_n(s_0), \\ \hat{F}_n(s) - \tilde{F}_n(s) &\leq \hat{F}_n(s_0) \leq |\hat{F}_n(s_0) - \tilde{F}_n(s_0)| + \tilde{F}_n(s_0). \end{aligned}$$

Furthermore, if $s \geq s_L$, then

$$\begin{aligned}\hat{F}_n(s) - \tilde{F}_n(s) &\geq \hat{F}_n(s_L) - 1 \\ &\geq -|\hat{F}_n(s_L) - \tilde{F}_n(s_L)| - \left(1 - \tilde{F}_n(s_L)\right), \\ \hat{F}_n(s) - \tilde{F}_n(s) &\leq 1 - \tilde{F}_n(s_L) \\ &\leq |\hat{F}_n(s_L) - \tilde{F}_n(s_L)| + 1 - \tilde{F}_n(s_L).\end{aligned}$$

Finally, for $j \in \{1, \dots, L\}$ and $s \in [s_{j-1}, s_j)$,

$$\begin{aligned}\hat{F}_n(s) - \tilde{F}_n(s) &\geq -|\hat{F}_n(s_{j-1}) - \tilde{F}_n(s_{j-1})| - \left(\tilde{F}_n(s_j) - \tilde{F}_n(s_{j-1})\right), \\ \hat{F}_n(s) - \tilde{F}_n(s) &\leq |\hat{F}_n(s_j) - \tilde{F}_n(s_j)| + \left(\tilde{F}_n(s_j) - \tilde{F}_n(s_{j-1})\right).\end{aligned}$$

Thus, discretizing the supremum over \mathbb{R} , we get

$$\begin{aligned}&\sup_{s \in \mathbb{R}} |\hat{F}_n(s) - \tilde{F}_n(s)| \\ &= \sup_{s < s_0} |\hat{F}_n(s) - \tilde{F}_n(s)| \vee \sup_{s \geq s_L} |\hat{F}_n(s) - \tilde{F}_n(s)| \\ &\quad \vee \max_{j=1, \dots, L} \sup_{s \in [s_{j-1}, s_j)} |\hat{F}_n(s) - \tilde{F}_n(s)| \\ &\leq \left(|\hat{F}_n(s_0) - \tilde{F}_n(s_0)| + \tilde{F}_n(s_0)\right) \vee \left(|\hat{F}_n(s_L) - \tilde{F}_n(s_L)| + 1 - \tilde{F}_n(s_L)\right) \\ &\quad \vee \max_{j=1, \dots, L} \left(\left[|\hat{F}_n(s_{j-1}) - \tilde{F}_n(s_{j-1})| \vee |\hat{F}_n(s_j) - \tilde{F}_n(s_j)|\right] + \tilde{F}_n(s_j) - \tilde{F}_n(s_{j-1})\right).\end{aligned}$$

Next using the abbreviation $e_n(x_0) = \hat{\mu}_n(x_0) - g(x_0)$ and both parts of Lemma C.5, we can further bound this by

$$\begin{aligned}&\max_{j=0, \dots, L} \left(|\hat{F}_n(s_j) - \tilde{F}_n(s_j)|\right) \\ &\quad + \max \left\{ \mathbb{E}_{x_0} \left[(\varepsilon \|f_{y_0\|x_0}\|_\infty) \wedge 1 \right], \tilde{F}_n(s_0), 1 - \tilde{F}_n(s_L) \right\} \\ &\leq \max_{j=0, \dots, L} \left(|\hat{F}_n(s_j) - \tilde{F}_n(s_j)|\right) \\ &\quad + \mathbb{E}_{x_0} \left[(\varepsilon \|f_{y_0\|x_0}\|_\infty) \wedge 1 \right] + P(|y_0 - g(x_0)| \geq c_1) + P(|e_n(x_0)| > c_2).\end{aligned}$$

Now, using Lemma 2.1 of Aven (1985), the expectation (w.r.t. the training data T_n) of the maximum can be bounded by

$$\left(\sum_{j=0}^L \mathbb{E} \left[|\hat{F}_n(s_j) - \tilde{F}_n(s_j)|^2 \right] \right)^{\frac{1}{2}}.$$

Finally, applying Lemmas C.3 and C.4, the expression on the previous display is bounded by

$$\left((L+1) \left[\frac{1}{4(k-1)} + 5\eta_{n,k} \right] \right)^{\frac{1}{2}}.$$

We have established the bound

$$\begin{aligned} \mathbb{E} \left[\|\hat{F}_n - \tilde{F}_n\|_\infty \right] &\leq \left(\left(\frac{2(c_1 + c_2)}{\varepsilon} + 2 \right) \left[\frac{1}{4(k-1)} + 5\eta_{n,k} \right] \right)^{\frac{1}{2}} \\ &\quad + \mathbb{E}_{x_0} \left[(\varepsilon \|f_{y_0\|x_0}\|_\infty \wedge 1) + P(|y_0 - g(x_0)| \geq c_1) + \mathbb{P}(|e_n(x_0)| > c_2) \right]. \end{aligned}$$

□

PROOF OF LEMMA C.4. The integrand on the left of the desired inequality is equal to

$$\mathbb{1}_{\{y_0 - \hat{\mu}_n(x_0) \leq s < y_0 - \hat{\mu}_n^{(l)}(x_0)\}} + \mathbb{1}_{\{y_0 - \hat{\mu}_n^{(l)}(x_0) \leq s < y_0 - \hat{\mu}_n(x_0)\}}.$$

Thus, the conditional expectation of the sum in the previous display, given the training data T_n and x_0 , can be expressed as

$$\begin{aligned} &\mathbb{P}(s + \hat{\mu}_n(x_0) < y_0 \leq s + \hat{\mu}_n^{(l)}(x_0) | T_n, x_0) \\ &\quad + \mathbb{P}(s + \hat{\mu}_n^{(l)}(x_0) < y_0 \leq s + \hat{\mu}_n(x_0) | T_n, x_0) \\ &= \int_{s + \hat{\mu}_n(x_0) \vee \hat{\mu}_n^{(l)}(x_0)}^{s + \hat{\mu}_n(x_0) \wedge \hat{\mu}_n^{(l)}(x_0)} f_{y_0\|x_0}(v) dv \wedge 1 \leq \left(\|f_{y_0\|x_0}\|_\infty |\hat{\mu}_n(x_0) - \hat{\mu}_n^{(l)}(x_0)| \right) \wedge 1. \end{aligned}$$

□

PROOF OF LEMMA C.5. For $T_n \in \mathcal{Z}^n$ and $s_1 > s_2$, note

$$\begin{aligned} \tilde{F}_n(s_1) - \tilde{F}_n(s_2) &= \mathbb{P}_{z_0}(s_2 + \hat{\mu}_n(x_0) < y_0 \leq s_1 + \hat{\mu}_n(x_0)) \\ &= \mathbb{E}_{x_0} \left[\int_{s_2 + \hat{\mu}_n(x_0)}^{s_1 + \hat{\mu}_n(x_0)} f_{y_0\|x_0}(v) dv \wedge 1 \right] \leq \mathbb{E}_{x_0} \left[(\|f_{y_0\|x_0}\|_\infty (s_1 - s_2)) \wedge 1 \right]. \end{aligned}$$

So the first claim follows upon reversing the roles of s_1 and s_2 . For the second claim, set $e_n := \hat{\mu}_n(x_0) - g(x_0)$ to obtain

$$\begin{aligned} \tilde{F}_n(c_1 + c_2) &= \mathbb{P}_{z_0}(y_0 \leq c_1 + c_2 + \hat{\mu}_n(x_0)) \\ &\geq \mathbb{P}_{z_0}(y_0 - g(x_0) \leq c_1 + c_2 + e_n, e_n \geq -c_2) \\ &\geq \mathbb{P}_{z_0}(y_0 - g(x_0) \leq c_1, e_n \geq -c_2). \end{aligned}$$

Therefore, taking complements, we arrive at

$$1 - \tilde{F}_n(c_1 + c_2) \leq P(y_0 - g(x_0) > c_1) + \mathbb{P}_{z_0}(e_n < -c_2).$$

The second one is obtained analogously by

$$\begin{aligned} \tilde{F}_n(-c_1 - c_2) &= P(y_0 - g(x_0) \leq -c_1 - c_2 + e_n) \\ &\leq \mathbb{P}_{z_0}(y_0 - g(x_0) \leq -c_1 - c_2 + e_n, e_n \leq c_2) + \mathbb{P}_{z_0}(e_n > c_2) \\ &\leq P(y_0 - g(x_0) \leq -c_1) + \mathbb{P}_{z_0}(e_n > c_2). \end{aligned}$$

Adding both bounds finishes the proof. \square

C.2. Proof of Theorem 3.1. We begin by showing that under the assumptions of Theorem 3.1, both of its conclusions hold with $c_n = 0$ (OLS) and irrespective of $\kappa \in [0, 1)$. The proof of the following result is deferred to the end of the subsection.

LEMMA C.6. *For every $n \in \mathbb{N}$, let $\mathcal{P}_n = \mathcal{P}_n(\mathcal{L}_l, \mathcal{L}_v, C_0)$ be as in Condition (C2). For $P_n \in \mathcal{P}_n$, define β_{P_n} to be the minimizer of $\beta \mapsto \mathbb{E}_n[(y_0 - \beta'x_0)^2]$ over \mathbb{R}^{p_n} . If $p_n/n \rightarrow \kappa \in [0, 1)$ and*

$$(C.1) \quad \limsup_{n \rightarrow \infty} \mathbb{E}_n \left[\left(\frac{\mu_{P_n}(x_{0,n}) - x'_{0,n} \beta_{P_n}}{\sigma_{P_n}} \right)^2 \right] < \infty,$$

then the ordinary least squares estimator $\hat{\beta}_n = (X'X)^\dagger X'Y$ satisfies

$$\left\| \Sigma_{P_n}^{1/2} (\hat{\beta}_n - \beta_{P_n}) / \sigma_{P_n} \right\|_2^2 = O_{P_n}(1),$$

and

$$\left\| \Sigma_P^{1/2} (\hat{\beta}_n - \hat{\beta}_n^{[1]}) / \sigma_P \right\|_2^2 = o_{P_n}(1).$$

We proceed with the proof of Theorem 3.1. Abbreviate $\mu_n = \mu_{P_n}$, $\beta_n = \beta_{P_n}$, $\Sigma_n = \Sigma_{P_n}$ and $\sigma_n = \sigma_{P_n}$. We have to show that $\limsup_{n \rightarrow \infty} \mathbb{P}_n(\|\Sigma_n^{1/2}(\hat{\beta}_n(c_n) - \beta_n)/\sigma_n\|_2^2 > M) \rightarrow 0$ as $M \rightarrow \infty$, and, provided that $\kappa > 0$, that $\mathbb{P}_n(\|\Sigma_n^{1/2}(\hat{\beta}_n(c_n) - \hat{\beta}_n^{[1]}(c_n))/\sigma_n\|_2^2 > \varepsilon) \rightarrow 0$, as $n \rightarrow \infty$, for every $\varepsilon > 0$.

Define $\delta_n^2 = \beta_n' \Sigma_n \beta_n / \sigma_n^2$, $t_n^2 = \hat{\beta}_n' X' X \hat{\beta}_n / (n \sigma_n^2)$ and

$$s_n = \begin{cases} \left(1 - \frac{p_n}{n} \frac{c_n}{t_n^2} \frac{\hat{\sigma}_n^2}{\sigma_n^2} \right)_+, & \text{if } t_n^2 > 0, \\ 1, & \text{if } t_n^2 = 0, \end{cases}$$

such that $0 \leq s_n \leq 1$, and $\hat{\beta}_n(c_n) = s_n \hat{\beta}_n$, because $t_n^2 = 0$ if, and only if, $\hat{\beta}_n = 0$. We abbreviate $D := \limsup_{n \rightarrow \infty} \mathbb{E}_{x_{0,n}}[(\mu_n(x_{0,n}) - \beta'_n x_{0,n})^2] / \sigma_n^2 < \infty$. The following properties are useful and will be verified after the main argument is finished.

LEMMA C.7. *Under the assumptions of Theorem 3.1 we have: $\hat{\sigma}_n^2 / \sigma_n^2$ and $\sigma_n^2 / \hat{\sigma}_n^2$ are P_n -bounded in probability, $\mathbb{P}_n(\hat{\sigma}_n^2 = 0) = 0$ (provided that $n \geq p_n + 2$) and $\mathbb{P}_n(t_n^2 = 0) \rightarrow 0$. Furthermore, we have $\mathbb{P}_n(t_n^2 \geq \kappa/2) \rightarrow 1$ if $\delta_n \rightarrow \delta \in [0, \infty)$. All the statements of the lemma continue to hold also for the leave-one-out versions $t_{n,[1]}^2 := \hat{\beta}_n^{[1]'} X'_{[1]} X_{[1]} \hat{\beta}_n^{[1]} / (n \sigma_n^2)$ and $\hat{\sigma}_{n,[1]}^2 := \|Y_{[1]} - X_{[1]} \hat{\beta}_n^{[1]}\|_2^2 / (n - 1 - p_n)$ of t_n^2 and $\hat{\sigma}_n^2$.*

The quantity of interest in the first claim of the theorem can be bounded as

$$\begin{aligned} \left\| \Sigma_n^{1/2} (\hat{\beta}_n(c_n) - \beta_n) / \sigma_n \right\|_2 &= \left\| \Sigma_n^{1/2} s_n (\hat{\beta}_n - \beta_n) / \sigma_n + \Sigma_n^{1/2} (s_n - 1) \beta_n / \sigma_n \right\|_2 \\ (C.2) \quad &\leq \left\| \Sigma_n^{1/2} (\hat{\beta}_n - \beta_n) / \sigma_n \right\|_2 + (1 - s_n) \delta_n. \end{aligned}$$

Therefore, by Lemma C.6, it remains to show that $\limsup_{n \rightarrow \infty} Q_n(M) \rightarrow 0$ as $M \rightarrow \infty$, where $Q_n(M) = \mathbb{P}_n((1 - s_n) \delta_n > M)$. For fixed $M \in (1, \infty)$ and fixed $n \in \mathbb{N}$, we distinguish the cases $\delta_n < M^{1/2}$ and $\delta_n \geq M^{1/2}$. In the former case, $Q_n(M) = 0$. In the latter case, we proceed as follows. First, notice that

$$\begin{aligned} Q_n(M) &= \mathbb{P}_n((1 - s_n) \delta_n > M, t_n^2 > 0) \leq \mathbb{P}_n\left(\frac{p_n}{n} \frac{c_n}{t_n^2} \frac{\hat{\sigma}_n^2}{\sigma_n^2} \delta_n > M, t_n^2 > 0\right) \\ (C.3) \quad &= \mathbb{P}_n\left(\frac{p_n}{n} \frac{c_n}{t_n^2 / \delta_n^2} \frac{\hat{\sigma}_n^2}{\sigma_n^2} > M, t_n^2 > 0\right). \end{aligned}$$

Furthermore, we trivially have $Y = X \beta_n + \sigma_n \tilde{v}$, where $\tilde{v} := (Y - X \beta_n) / \sigma_n$ has components $\tilde{v}_i = (\mu_n(x_i) - \beta'_n x_i) / \sigma_n + (y_i - \mu_n(x_i)) / \sigma_n$, and, using the reverse triangle inequality and the notation $\|a\|_{\Pi_X} = \sqrt{a' \Pi_X a}$, we have

$$\begin{aligned} t_n &= \sqrt{\frac{1}{n} \frac{Y' \Pi_X Y}{\sigma_n^2}} = \|X \beta_n + \sigma_n \tilde{v}\|_{\Pi_X} (n \sigma_n^2)^{-1/2} \\ &\geq \left| \|X \beta_n\|_{\Pi_X} - \|\sigma_n \tilde{v}\|_{\Pi_X} \right| (n \sigma_n^2)^{-1/2} \\ &= \left| \sqrt{\frac{\beta_n' \Sigma_n^{1/2} (\tilde{X}' \tilde{X} / n) \Sigma_n^{1/2} \beta_n}{\sigma_n^2}} - \sqrt{\frac{\tilde{v}' \Pi_X \tilde{v}}{n}} \right|, \end{aligned}$$

where $\tilde{X} := (\tilde{x}_1, \dots, \tilde{x}_n)' := X\Sigma_n^{-1/2}$ and $\Pi_X := X(X'X)^\dagger X'$. Therefore, on the event

$$A_n(M) = \{\|\tilde{v}/\sqrt{n}\|_2^2 \leq M^{1/2}, \lambda_{\min}(\tilde{X}'\tilde{X}/n) > c_0^2(1 - \sqrt{\kappa})^2/2 > M^{-1/2}\},$$

we have $\tilde{v}'\Pi_X\tilde{v}(n\delta_n^2)^{-1} \leq M^{-1/2}$ (because $\delta_n \geq \sqrt{M}$) and

$$\beta_n'\Sigma_n^{1/2}(\tilde{X}'\tilde{X}/n)\Sigma_n^{1/2}\beta_n(\sigma_n^2\delta_n^2)^{-1} > c_0^2(1 - \sqrt{\kappa})^2/2 > M^{-1/2},$$

so that on this event $t_n/\delta_n \geq c_0(1 - \sqrt{\kappa})/\sqrt{2} - M^{-1/4} \geq 0$. Thus, turning back to (C.3) and using Markov's inequality, we obtain

$$\begin{aligned} \mathbb{P}_n \left(\frac{p_n}{n} \frac{c_n}{t_n^2/\delta_n^2} \frac{\hat{\sigma}_n^2}{\sigma_n^2} > M, t_n^2 > 0 \right) &\leq \mathbb{P}_n \left(\frac{\hat{\sigma}_n^2}{\sigma_n^2} > Mt_n^2/\delta_n^2, t_n^2 > 0 \right) \\ &\leq \mathbb{P}_n \left(\frac{\hat{\sigma}_n^2}{\sigma_n^2} > Mt_n^2/\delta_n^2, A_n(M) \right) + \mathbb{P}_n(A_n(M)^c) \\ &\leq \mathbb{P}_n \left(\frac{\hat{\sigma}_n^2}{\sigma_n^2} > M \left(c_0(1 - \sqrt{\kappa})/\sqrt{2} - M^{-1/4} \right)^2 \right) + \frac{2D+1}{M^{1/2}} \\ &\quad + \mathbb{P}_n \left(\lambda_{\min}(\tilde{X}'\tilde{X}/n) \leq c_0^2(1 - \sqrt{\kappa})^2/2 \right) + \mathbb{P}_n(c_0^2(1 - \sqrt{\kappa})^2/2 \leq M^{-1/2}), \end{aligned}$$

for sufficiently large n . In view of Lemma D.3(i) in Appendix D and P_n -boundedness of $\hat{\sigma}_n^2/\sigma_n^2$ (Lemma C.7), the limit superior of the upper bound is equal to a function $Q(M) \geq 0$ that vanishes as $M \rightarrow \infty$. Therefore, we have shown that $\limsup_{n \rightarrow \infty} Q_n(M) \leq Q(M) \rightarrow 0$ as $M \rightarrow \infty$.

To establish the claim about the stability of $\hat{\beta}_n(c_n)$ we proceed in a similar way. First, note that

$$\begin{aligned} \|\Sigma_n^{1/2}(\hat{\beta}_n(c_n) - \hat{\beta}_n^{[1]}(c_n))\|_2/\sigma_n &= \|(s_n - s_n^{[1]})\Sigma_n^{1/2}\hat{\beta}_n + s_n^{[1]}\Sigma_n^{1/2}(\hat{\beta}_n - \hat{\beta}_n^{[1]})\|_2/\sigma_n \\ &\leq |s_n - s_n^{[1]}| \|\Sigma_n^{1/2}\hat{\beta}_n/\sigma_n\|_2 + |s_n^{[1]}| \|\Sigma_n^{1/2}(\hat{\beta}_n - \hat{\beta}_n^{[1]})/\sigma_n\|_2 \\ &\leq |s_n - s_n^{[1]}| \|\Sigma_n^{1/2}(\hat{\beta}_n - \beta_n)/\sigma_n\|_2 + |s_n - s_n^{[1]}|\delta_n + |s_n^{[1]}| \|\Sigma_n^{1/2}(\hat{\beta}_n - \hat{\beta}_n^{[1]})/\sigma_n\|_2, \end{aligned}$$

where $s_n^{[1]}$ is defined like s_n , but using $t_{n,[1]}$ and $\hat{\sigma}_{n,[1]}^2$. In view of Lemma C.6, it is easy to see that it remains to show that $|s_n - s_n^{[1]}|(1 + \delta_n) = o_{P_n}(1)$. We argue along subsequences. Let n' be an arbitrary subsequence of n . Then by compactness of the extended real line, there exists a further subsequence n'' of n' , such that $\delta_{n''} \rightarrow \delta \in [0, \infty]$. If we can show that for every $\varepsilon > 0$

$$\mathbb{P}_{n''}(|s_{n''} - s_{n''}^{[1]}|(1 + \delta_{n''}) > \varepsilon) \xrightarrow{n'' \rightarrow \infty} 0,$$

then the claim follows. For simplicity, we write n instead of n'' and we distinguish the cases $\delta = \infty$ and $\delta \in [0, \infty)$.

If $\delta = \infty$, then it suffices to show that $(s_n - s_n^{[1]})\delta_n$ converges to zero in P_n -probability. By Lemma C.7 we have $\mathbb{P}_n(t_n^2 = 0) \rightarrow 0$ and the same holds for $t_{n,[1]}^2$, such that it suffices to show that

$$\mathbb{P}_n(|s_n - s_n^{[1]}|\delta_n > \varepsilon, t_n > 0, t_{n,[1]} > 0) \rightarrow 0.$$

If $t_n > 0$, set $r_n = \frac{p_n}{n} \frac{c_n}{t_n^2} \frac{\hat{\sigma}_n^2}{\sigma_n^2}$, such that $s_n = (1 - r_n)_+$ on this event, and define $r_n^{[1]} = \frac{p_n}{n} \frac{c_n}{t_{n,[1]}^2} \frac{\hat{\sigma}_{n,[1]}^2}{\sigma_n^2}$, provided that $t_{n,[1]} > 0$. Thus, if both t_n and $t_{n,[1]}$ are positive, we have

$$|s_n - s_n^{[1]}|\delta_n \leq |r_n - r_n^{[1]}|\delta_n \leq \left| \frac{\delta_n^2}{t_n^2} \frac{\hat{\sigma}_n^2}{\sigma_n^2} - \frac{\delta_n^2}{t_{n,[1]}^2} \frac{\hat{\sigma}_{n,[1]}^2}{\sigma_n^2} \right| \frac{1}{\delta_n}.$$

But in the first part of the proof we have already established that t_n^2/δ_n^2 is lower bounded by $c_0^2(1 - \sqrt{\kappa})^2/4$ with asymptotic probability one, provided that $\delta_n^2 \rightarrow \infty$ (recall the case $\delta_n \geq M^{1/2}$ and the set $A_n(M)$, and let $M = \delta_n^2 \rightarrow \infty$), and an analogous argument applies to $t_{n,[1]}^2/\delta_n^2$. Thus, it follows from the P_n -boundedness of $\hat{\sigma}_n^2/\sigma_n^2$ and $\hat{\sigma}_{n,[1]}^2/\sigma_n^2$ that the upper bound in the previous display converges to zero in P_n -probability.

If $\delta \in [0, \infty)$, it suffices to show that $|s_n - s_n^{[1]}|$ converges to zero in P_n -probability. As before, we restrict to the event $\{t_n > 0, t_{n,[1]} > 0\}$. Note that due to the positive part mapping in the definition of s_n , the absolute difference $|s_n - s_n^{[1]}|$ vanishes if both r_n and $r_n^{[1]}$ are greater than or equal to 1, and is otherwise bounded by $|r_n - r_n^{[1]}| \leq \max(|r_n/r_n^{[1]} - 1|, |r_n^{[1]}/r_n - 1|)$, provided that r_n and $r_n^{[1]}$ are positive. Thus, it remains to verify that $r_n^{[1]}/r_n$ converges to 1 in P_n -probability and that both $\mathbb{P}_n(r_n = 0)$ and $\mathbb{P}_n(r_n^{[1]} = 0)$ converge to zero. The latter statement follows from Lemma C.7, in fact it shows that $\mathbb{P}_n(r_n = 0) = 0 = \mathbb{P}_n(r_n^{[1]} = 0)$ provided that $n \geq p_n + 2$. Finally, to show that $r_n^{[1]}/r_n \rightarrow 1$ in P_n -probability, define $S_{[1]} := \tilde{X}_{[1]}' \tilde{X}_{[1]} = \sum_{i=2}^n \tilde{x}_i \tilde{x}_i'$ and note that by the Sherman-Morrison formula (see also the proof of Lemma C.6 below) we have

$$\begin{aligned} \hat{\beta}_n' X' X \hat{\beta}_n &= \hat{\beta}_n^{[1]'} X_{[1]}' X_{[1]} \hat{\beta}_n^{[1]} + (x_1' \hat{\beta}_n^{[1]})^2 + 2x_1' \hat{\beta}_n^{[1]} (y_1 - x_1' \hat{\beta}_n^{[1]}) \\ &\quad + (y_1 - x_1' \hat{\beta}_n^{[1]})^2 \frac{\tilde{x}_1' S_{[1]}^{-1} \tilde{x}_1}{1 + \tilde{x}_1' S_{[1]}^{-1} \tilde{x}_1} \\ &\leq \hat{\beta}_n^{[1]'} X_{[1]}' X_{[1]} \hat{\beta}_n^{[1]} + y_1^2, \end{aligned}$$

at least on the event $B_n := \{\lambda_{\min}(S_{[1]}) > 0\}$, which has asymptotic \mathbb{P}_n -probability one by Lemma D.3. Thus, on B_n , $t_n^2/t_{n,[1]}^2 = 1 + g_n$, where

$$(C.4) \quad |g_n| \leq \frac{y_1^2}{\hat{\beta}_n^{[1]'} X'_{[1]} X_{[1]} \hat{\beta}_n^{[1]}}.$$

By Lemma C.7, and since $\kappa > 0$, $\hat{\beta}_n^{[1]'} X'_{[1]} X_{[1]} \hat{\beta}_n^{[1]} / (n\sigma_n^2) = t_{n,[1]}^2$ is bounded away from zero with asymptotic probability one. Thus, for the desired convergence of $t_n^2/t_{n,[1]}^2$ to 1, it remains to show that the numerator in (C.4) divided by $n\sigma_n^2$ converges to zero in P_n -probability. But this now follows from Condition (C2), assumption (3.6) and the fact that $\delta < \infty$. The proof is finished if we can also show that $\hat{\sigma}_n^2/\hat{\sigma}_{n,[1]}^2$ converges to 1 in P_n -probability. To this end, we apply the Sherman-Morrison formula once more to get

$$I_n - \Pi_X = I_n - \Pi_{\tilde{X}} = \begin{pmatrix} \frac{1}{1 + \tilde{x}_1' S_{[1]}^{-1} \tilde{x}_1}, & -\frac{\tilde{x}_1' S_{[1]}^{-1} \tilde{X}'_{[1]}}{1 + \tilde{x}_1' S_{[1]}^{-1} \tilde{x}_1} \\ -\frac{\tilde{X}_{[1]} S_{[1]}^{-1} \tilde{x}_1}{1 + \tilde{x}_1' S_{[1]}^{-1} \tilde{x}_1}, & I_{n-1} - \Pi_{\tilde{X}_{[1]}} + \frac{\tilde{X}_{[1]} S_{[1]}^{-1} \tilde{x}_1 \tilde{x}_1' S_{[1]}^{-1} \tilde{X}'_{[1]}}{1 + \tilde{x}_1' S_{[1]}^{-1} \tilde{x}_1} \end{pmatrix},$$

on the event B_n . Thus, on this event,

$$\begin{aligned} \hat{\sigma}_n^2(n - p_n) &= Y'(I_n - \Pi_X)Y = Y'_{[1]}(I_{n-1} - \Pi_{X_{[1]}})Y_{[1]} \\ &\quad + \frac{(y_1 - x_1' \hat{\beta}_n^{[1]})^2}{1 + \tilde{x}_1' S_{[1]}^{-1} \tilde{x}_1}, \end{aligned}$$

such that $\frac{\hat{\sigma}_n^2}{\hat{\sigma}_{n,[1]}^2} \frac{n - p_n}{n - 1 - p_n} =: 1 + h_n$, where

$$|h_n| \leq \frac{(y_1 - x_1' \hat{\beta}_n^{[1]})^2}{(n - 1 - p_n)\sigma_n^2} \frac{\sigma_n^2}{\hat{\sigma}_{n,[1]}^2}.$$

But it is easy to see that the upper bound converges to zero in P_n -probability by Condition (C2), assumption (3.6), Lemmas C.6 and C.7, and because $n - p_n \rightarrow \infty$ and $\delta < \infty$. \square

PROOF OF LEMMA C.7. We use the notation $e_i := \frac{\mu_n(x_i) - x_i' \beta_n}{\sigma_n}$, $v_i := \frac{y_i - \mu_n(x_i)}{\sigma_n}$, $\tilde{v} := e + v$, where $e = (e_1, \dots, e_n)'$ and $v = (v_1, \dots, v_n)'$, such that $Y = X\beta_n + \sigma_n \tilde{v} = X\beta_n + \sigma_n e + \sigma_n v$. For the first claim simply observe that

$$\frac{\hat{\sigma}_n^2}{\sigma_n^2} = \frac{Y'(I_n - \Pi_X)Y}{(n - p_n)\sigma_n^2} = \frac{n}{n - p_n} \frac{\tilde{v}'(I_n - \Pi_X)\tilde{v}}{n} \leq \frac{n}{n - p_n} \left\| \frac{\tilde{v}}{\sqrt{n}} \right\|_2^2,$$

and that $\mathbb{E}_n \|\tilde{v}\|_2^2 = n\mathbb{E}_n[\tilde{v}_1^2] \leq n(2D+1)$, for sufficiently large n . For boundedness of the reciprocal we first note that $\mathbb{P}_n(\hat{\sigma}_n^2 = 0) = \mathbb{E}_n[\mathbb{P}_n(Y'(I_n - \Pi_X)Y = 0|X)] = \mathbb{P}_n(I_n - \Pi_X = 0) = 0$, because the conditional distribution of Y given X under \mathbb{P}_n is absolutely continuous with respect to Lebesgue measure and $n \geq p_n + 2$. Similarly, $\mathbb{P}_n(t_n = 0) = \mathbb{P}_n(\hat{\beta}_n = 0) = \mathbb{E}_n[\mathbb{P}_n((X'X)^\dagger X'Y = 0|X)] = \mathbb{P}_n(X(X'X)^\dagger = 0) = \mathbb{P}_n(X = 0) = (\mathcal{L}_w(\{0\}))^{np_n} \rightarrow 0$. Next we show that $\hat{\sigma}_n^2/\sigma_n^2$ is bounded from below by $(1 - \kappa)/2$ with asymptotic probability one. To this end, note that

$$\frac{\hat{\sigma}_n^2}{\sigma_n^2} = \frac{Y'(I_n - \Pi_X)Y}{(n - p_n)\sigma_n^2} \geq 2 \frac{e'(I_n - \Pi_X)v}{n} + \left\| \frac{(I_n - \Pi_X)v}{\sqrt{n}} \right\|_2^2,$$

where the conditional expectation of the mixed term given X is equal to zero and its conditional variance converges to zero in P_n -probability because of $\mathbb{E}_n[e_i^2] \leq 2D$, for sufficiently large n . The conditional expectation of the last term in the previous display is $\text{trace}(I_n - \Pi_X)/n = \text{trace}(I_n - \Pi_{\tilde{X}})/n = 1 - p_n/n$, with asymptotic probability one in view of Lemma D.3(i). Using independence of the v_i and a little algebra, its conditional variance can be computed as

$$\begin{aligned} \text{Var}_n \left[\frac{v'(I_n - \Pi_X)v}{n} \middle| X \right] &= \frac{2 \text{trace}((I_n - \Pi_X)^2)}{n^2} + \frac{(\mathbb{E}_n[v_1^4] - 3)}{n^2} \sum_{i=1}^n (I_n - \Pi_X)_{ii}^2 \\ (C.5) \quad &\leq 2 \frac{n}{n^2} + \frac{(C_0 + 3)n}{n^2} \rightarrow 0. \end{aligned}$$

This establishes the boundedness of $\sigma_n^2/\hat{\sigma}_n^2$. For the remaining statement about t_n^2 , suppose that $\delta_n^2 \rightarrow \delta \in [0, \infty)$ and note that

$$t_n^2 = \frac{Y'\Pi_X Y}{n\sigma_n^2} = \left\| \frac{\tilde{X}\Sigma_n^{1/2}\beta_n}{\sqrt{n\sigma_n^2}} + \frac{\Pi_X e}{\sqrt{n}} + \frac{\Pi_X v}{\sqrt{n}} \right\|_2^2.$$

Abbreviate $W_n := \frac{\tilde{X}\Sigma_n^{1/2}\beta_n}{\sqrt{n\sigma_n^2}} + \frac{\Pi_X e}{\sqrt{n}}$ and observe $t_n^2 \geq 2W_n'\Pi_X v/\sqrt{n} + \|\Pi_X v/\sqrt{n}\|_2^2$. The conditional expectation of the mixed term $W_n'\Pi_X v/\sqrt{n}$ given X is equal to zero, and its conditional variance is bounded by $\|W_n/\sqrt{n}\|_2^2$. But $\|W_n\|_2^2$ is bounded in P_n -probability, in view of the facts that $\delta < \infty$, $\mathbb{E}_n[\tilde{X}'\tilde{X}/n] = I_n$ and $\mathbb{E}_n[e_i^2] \leq 2D$, for sufficiently large n . Thus, the mixed term is $o_{P_n}(1)$. For $\|\Pi_X v/\sqrt{n}\|_2^2$ one easily verifies that its conditional expectation given X is $\text{trace}(\Pi_X)/n = \text{trace}(\Pi_{\tilde{X}})/n$, which converges to $\kappa \in [0, 1)$ in P_n -probability, because $\mathbb{P}_n(\lambda_{\min}(\tilde{X}'\tilde{X}) = 0) \rightarrow 0$

by Lemma D.3. Furthermore, as above, its conditional variance can easily be computed as

$$\begin{aligned} \text{Var}_n \left[\frac{v' \Pi_X v}{n} \middle| X \right] &= \frac{2 \text{trace}(\Pi_X^2)}{n^2} + \frac{(\mathbb{E}_n[v_1^4] - 3)}{n^2} \sum_{i=1}^n (\Pi_X)_{ii}^2 \\ &\leq \frac{2p_n}{n^2} + \frac{(C_0 + 3)p_n}{n^2} \rightarrow 0. \end{aligned}$$

Thus, $\|\Pi_X v / \sqrt{n}\|_2^2$ converges to κ , in P_n -probability, which establishes the asymptotic lower bound on t_n^2 . The results about the leave-one-out quantities can be established analogously. \square

PROOF OF LEMMA C.6. Fix $n \in \mathbb{N}$ and $P_n \in \mathcal{P}_n$. For simplicity, we write $\mu = \mu_{P_n}$, $\Sigma = \Sigma_{P_n}$, $\beta = \beta_{P_n}$, $\sigma^2 = \sigma_{P_n}^2$ and $\mathbb{P} = \mathbb{P}_n$, and abbreviate $\tilde{X} := X\Sigma^{-1/2}$. For $\xi > 0$, consider the event $A_n := A_n(\xi) := \{\lambda_{\min}(\tilde{X}'\tilde{X}/n) > \xi\}$. On this event, we observe that $\Sigma^{1/2}(\hat{\beta}_n - \beta)/\sigma = (\tilde{X}'\tilde{X})^{-1}\tilde{X}'\tilde{v}$, where $\tilde{v} = (\tilde{v}_1, \dots, \tilde{v}_n)'$, $\tilde{v}_i = (\mu(x_i) - \beta'x_i)/\sigma + v_i$ and $v_i = (y_i - \mu(x_i))/\sigma$, for $i = 1, \dots, n$. Thus, on A_n , $\|\Sigma^{1/2}(\hat{\beta}_n - \beta)/\sigma\|_2^2 = \tilde{v}'\tilde{X}(\tilde{X}'\tilde{X})^{-2}\tilde{X}'\tilde{v} = \tilde{v}'\tilde{X}(\tilde{X}'\tilde{X})^{-1/2}(\tilde{X}'\tilde{X})^{-1}(\tilde{X}'\tilde{X})^{-1/2}\tilde{X}'\tilde{v} \leq \|\tilde{v}/\sqrt{n}\|_2^2 \|(\tilde{X}'\tilde{X}/n)^{-1}\|_2$. Hence, using Condition (C2), we obtain

$$\begin{aligned} &\mathbb{P}(\|\Sigma^{1/2}(\hat{\beta}_n - \beta)/\sigma\|_2^2 > M) \\ &\leq \mathbb{P}(\|\tilde{v}/\sqrt{n}\|_2^2 \|(\tilde{X}'\tilde{X}/n)^{-1}\|_2 > M, A_n(\xi)) + \mathbb{P}(A_n(\xi)^c) \\ &\leq \mathbb{P}(\|\tilde{v}/\sqrt{n}\|_2^2/\xi > M) + \mathbb{P}(A_n(\xi)^c) \\ &\leq \frac{\mathbb{E}[\tilde{v}_1^2]}{M\xi} + \mathbb{P}(\lambda_{\min}(\tilde{X}'\tilde{X}/n) \leq \xi). \end{aligned}$$

Since $\mathbb{E}[\tilde{v}_1^2] = \mathbb{E}[(\mu(x_0) - \beta'x_0)^2/\sigma^2] + 1$, in view of (C2), and because $\mathbb{P}(\lambda_{\min}(\tilde{X}'\tilde{X}/n) \leq \xi)$ does not depend on the parameters β , Σ and σ^2 , Lemma D.3(ii) implies the first claim if we set $\xi = c_0^2(1 - \sqrt{\kappa})^2/2 > 0$.

For the stability property, we abbreviate $S_{[1]} = \tilde{X}'_{[1]}\tilde{X}_{[1]}$, $\tilde{\beta}_n := \Sigma^{1/2}(\hat{\beta}_n - \beta)/\sigma$ and $\tilde{\beta}_n^{[1]} = \Sigma^{1/2}(\hat{\beta}_n^{[1]} - \beta)/\sigma$, and consider the event $B_n = \{\lambda_{\min}(S_{[1]}) > 0\}$. On this event, also $\lambda_{\min}(\tilde{X}'\tilde{X}) = \lambda_{\min}(S_{[1]} + \tilde{x}_1\tilde{x}_1') > 0$, where $\tilde{X} = [\tilde{x}_1, \dots, \tilde{x}_n]'$ and $\tilde{X}_{[1]} = [\tilde{x}_2, \dots, \tilde{x}_n]'$, and the Sherman-Morrison formula

yields

$$\begin{aligned}
\tilde{\beta}_n &= (\tilde{X}'\tilde{X})^{-1}\tilde{X}'\tilde{v} = (S_{[1]} + \tilde{x}_1\tilde{x}_1')^{-1}(\tilde{X}'_{[1]}\tilde{v}_{[1]} + \tilde{x}_1\tilde{v}_1) \\
&= \left(S_{[1]}^{-1} - \frac{S_{[1]}^{-1}\tilde{x}_1\tilde{x}_1'S_{[1]}^{-1}}{1 + \tilde{x}_1'S_{[1]}^{-1}\tilde{x}_1} \right) (\tilde{X}'_{[1]}\tilde{v}_{[1]} + \tilde{x}_1\tilde{v}_1) \\
&= \tilde{\beta}_n^{[1]} - \frac{S_{[1]}^{-1}\tilde{x}_1\tilde{x}_1'\tilde{\beta}_n^{[1]}}{1 + \tilde{x}_1'S_{[1]}^{-1}\tilde{x}_1} + S_{[1]}^{-1}\tilde{x}_1\tilde{v}_1 - S_{[1]}^{-1}\tilde{x}_1\tilde{v}_1 \frac{\tilde{x}_1'S_{[1]}^{-1}\tilde{x}_1}{1 + \tilde{x}_1'S_{[1]}^{-1}\tilde{x}_1} \\
&= \tilde{\beta}_n^{[1]} + \frac{S_{[1]}^{-1}\tilde{x}_1(\tilde{v}_1 - \tilde{x}_1'\tilde{\beta}_n^{[1]})}{1 + \tilde{x}_1'S_{[1]}^{-1}\tilde{x}_1},
\end{aligned}$$

and thus, $\|\Sigma^{1/2}(\hat{\beta}_n - \hat{\beta}_n^{[1]})/\sigma\|_2^2 = (1 + \tilde{x}_1'S_{[1]}^{-1}\tilde{x}_1)^{-2}\tilde{x}_1'S_{[1]}^{-2}\tilde{x}_1(\tilde{v}_1 - \tilde{x}_1'\tilde{\beta}_n^{[1]})^2 \leq 2(\tilde{v}_1^2 + (\tilde{x}_1'\tilde{\beta}_n^{[1]})^2)\tilde{x}_1'S_{[1]}^{-2}\tilde{x}_1$. Clearly, the squared error term \tilde{v}_1^2 is P_n -bounded in probability because $\mathbb{E}[\tilde{v}_1^2] = \mathbb{E}[(\mu(x_0) - \beta'x_0)^2/\sigma^2] + 1$, as above; $\mathbb{E}[(\tilde{x}_1'\tilde{\beta}_n^{[1]})^2\|\tilde{\beta}_n^{[1]}\|_2^2] = \|\tilde{\beta}_n^{[1]}\|_2^2$ is also P_n -bounded in probability, by the same argument as in the first paragraph, which implies that $(\tilde{x}_1'\tilde{\beta}_n^{[1]})^2$ is P_n -bounded in probability; and $\mathbb{E}[\tilde{x}_1'S_{[1]}^{\dagger 2}\tilde{x}_1\|S_{[1]}] = \text{trace } S_{[1]}^{\dagger 2} \rightarrow 0$, in P_n -probability, by Lemma D.3. Therefore, we have $\mathbb{P}(\|\Sigma^{1/2}(\hat{\beta}_n - \hat{\beta}_n^{[1]})/\sigma\|_2^2 > \varepsilon, B_n) \leq \mathbb{P}(2O_{P_n}(1)o_{P_n}(1) > \varepsilon, B_n) \rightarrow 0$. Moreover, $\mathbb{P}(B_n^c) = \mathbb{P}(\lambda_{\min}(S_{[1]}) = 0) \rightarrow 0$, in view of Lemma D.3. \square

C.3. Proof of Theorem 3.4. We begin by stating a few more results on the OLS estimator that hold in the linear model (C3). The proof is deferred to the end of the subsection.

LEMMA C.8. *Under the assumptions of Theorem 3.4, the OLS estimator $\hat{\beta}_n = (X'X)^{\dagger}X'Y$, satisfies*

$$\begin{aligned}
&\left\| \Sigma_P^{1/2}(\hat{\beta}_n - \beta_P)/\sigma_P \right\|_2 \xrightarrow[n \rightarrow \infty]{} \tau \quad \text{in } P_n\text{-probability and} \\
&\left\| \Sigma_P^{1/2}(\hat{\beta}_n - \beta_P)/\sigma_P \right\|_4 = o_{P_n}(1).
\end{aligned}$$

Here, $\tau = \tau(\mathcal{L}_l, \kappa) \in [0, \infty)$ depends only on \mathcal{L}_l and $\kappa \in [0, 1)$ and has the following properties: For any \mathcal{L}_l as in (C3), $\tau(\mathcal{L}_l, \kappa) = 0$ if, and only if, $\kappa = 0$. If $\mathcal{L}_l(\{-1, 1\}) = 1$, then $\tau(\mathcal{L}_l, \kappa) = \sqrt{\kappa/(1 - \kappa)}$.

The next result will be instrumental to establish convergence of the conditional law $\mathbb{P}(y_0 - x_0'\hat{\beta}_n \leq t\|T_n)$ to the distribution of $lN\tau + v$, for l, N, τ, v as

in the statement of the theorem. Notice that this also establishes the statement about the asymptotic distribution of the prediction error $y_0 - x'_0 \hat{\beta}_n$. Its proof is also deferred until after the main argument is finished.

LEMMA C.9. *Fix arbitrary positive constants $\tau \in [0, \infty)$, $\delta \in (0, 2]$ and $c \in (0, \infty)$ and let $(p_n)_{n \in \mathbb{N}}$ be a sequence of positive integers. On some probability space $(\Omega, \mathcal{A}, \mathbb{P})$, let v_0 and l_0 be real random variables and let $W_0 = (w_{0j})_{j=1}^\infty$ be a sequence of i.i.d. real random variables such that W_0 , v_0 and l_0 are jointly independent, $|l_0| \geq c$, $\mathbb{E}[l_0^2] = 1$, $\mathbb{E}[w_{01}] = 0$, $\mathbb{E}[w_{01}^2] = 1$ and $\mathbb{E}[|w_{01}|^{2+\delta}] < \infty$. For $n \in \mathbb{N}$ and $b \in \mathbb{R}^{p_n}$, define $w_n = (w_{01}, \dots, w_{0p_n})'$, $G(t, b) = \mathbb{P}(l_0 w_n' b + v_0 \leq t)$ and $F(t) = \mathbb{P}(l_0 N \tau + v_0 \leq t)$, where $N \stackrel{\mathcal{L}}{=} \mathcal{N}(0, 1)$ is independent of (l_0, v_0) . Consider positive sequences $g_1, g_2 : \mathbb{N} \rightarrow (0, 1)$, such that $g_j(n) \rightarrow 0$, as $n \rightarrow \infty$, $j = 1, 2$. Suppose that one of the following cases applies:*

(i) $\tau = 0$ and $t \mapsto \mathbb{P}(v_0 \leq t)$ is continuous. In this case, set

$$B_n = \{b \in \mathbb{R}^{p_n} : \|b\|_2 \leq g_1(n)\}.$$

(ii) $\tau > 0$ and $p_n \rightarrow \infty$ as $n \rightarrow \infty$. In this case, set

$$B_n = \{b \in \mathbb{R}^{p_n} : |\|b\|_2 - \tau| \leq g_1(n), b \neq 0, \|b\|_{2+\delta}/\|b\|_2 \leq g_2(n)\}.$$

(iii) $\tau > 0$ and $w_{01} \stackrel{\mathcal{L}}{=} \mathcal{N}(0, 1)$. In this case, set

$$B_n = \{b \in \mathbb{R}^{p_n} : |\|b\|_2 - \tau| \leq g_1(n)\}.$$

Then, using the convention that $\sup \emptyset = 0$,

$$(C.6) \quad \sup_{b \in B_n} \sup_{t \in \mathbb{R}} |G(t, b) - F(t)| \xrightarrow{n \rightarrow \infty} 0.$$

We now turn to the proof of Theorem 3.4. In order to achieve uniformity in $P_n \in \mathcal{P}_n^{lin}$, we consider sequences of parameters $\beta_n \in \mathbb{R}^{p_n}$, $\sigma_n^2 \in (0, \infty)$ and $\Sigma_n \in \mathcal{S}_{p_n}$ (where \mathcal{S}_{p_n} is the set of all symmetric, positive definite $p_n \times p_n$ matrices). All the operators \mathbb{E} , Var and Cov are to be understood with respect to \mathbb{P}_n .

We have to show that, for arbitrary but fixed $\alpha \in [0, 1]$, \hat{q}_α/σ_n converges in P_n -probability to q_α , the α quantile of the distribution of $lN\tau + v$, the cdf of which we denote by F . Recall that for $\alpha \in [0, 1]$, $\hat{q}_\alpha = \hat{F}_n^\dagger(\alpha) := \inf\{t \in \mathbb{R} : \hat{F}_n(t) \geq \alpha\}$. We treat the case $\alpha \in \{0, 1\}$ separately at the end of the

proof, because $q_1 = -q_0 = \infty$. To deal with the empirical quantiles we use a standard argument. For $\alpha \in (0, 1)$ and $\varepsilon > 0$, consider

$$\mathbb{P}_n(|\hat{q}_\alpha/\sigma_n - q_\alpha| > \varepsilon) = \mathbb{P}_n(\hat{q}_\alpha/\sigma_n > q_\alpha + \varepsilon) + \mathbb{P}_n(\hat{q}_\alpha/\sigma_n < q_\alpha - \varepsilon).$$

To bound the first probability on the right, abbreviate $J_i := \mathbb{1}_{\{\hat{u}_i/\sigma_n > q_\alpha + \varepsilon\}}$ and note that by definition of the OLS predictor, the leave-one-out residuals $\hat{u}_i = y_i - x_i'(X'_{[i]}X_{[i]})^\dagger X'_{[i]}Y_{[i]}$, $i = 1, \dots, n$, and thus also the J_i , $i = 1, \dots, n$, are exchangeable under \mathbb{P}_n . A basic property of the quantile function \hat{F}_n^\dagger (cf. van der Vaart, 2007, Lemma 21.1) yields

$$\begin{aligned} \mathbb{P}_n(\hat{q}_\alpha/\sigma_n > q_\alpha + \varepsilon) &= \mathbb{P}_n\left(\alpha > \hat{F}_n(\sigma_n(q_\alpha + \varepsilon))\right) \\ &= \mathbb{P}_n\left(1 - \hat{F}_n(\sigma_n(q_\alpha + \varepsilon)) > 1 - \alpha\right) \\ &= \mathbb{P}_n\left(\frac{1}{n} \sum_{i=1}^n (J_i - \mathbb{E}[J_1]) > 1 - \alpha - \mathbb{E}[J_1]\right) \\ &= \mathbb{P}_n\left(\frac{1}{n} \sum_{i=1}^n (J_i - \mathbb{E}[J_i]) > F_n(q_\alpha + \varepsilon) - \alpha\right), \end{aligned}$$

where $F_n(t) := \mathbb{P}_n(\hat{u}_1/\sigma_n \leq t)$ is the marginal cdf of the scaled leave-one-out residuals. If we can show that

$$(C.7) \quad F_n(t) \rightarrow F(t), \quad \forall t \in \mathbb{R},$$

as $n \rightarrow \infty$, then $F_n(q_\alpha + \varepsilon) \rightarrow F(q_\alpha + \varepsilon) > \alpha$, because q_α is unique, and thus the probability in the second to last display can be bounded, at least for n sufficiently large, using Markov's inequality, by

$$\begin{aligned} &(F_n(q_\alpha + \varepsilon) - \alpha)^{-2} \mathbb{E} \left[\left| \frac{1}{n} \sum_{i=1}^n (J_i - \mathbb{E}[J_i]) \right|^2 \right] \\ &= (F_n(q_\alpha + \varepsilon) - \alpha)^{-2} \left(\frac{1}{n} \text{Var}[J_1] + \frac{n(n-1)}{n^2} \text{Cov}(J_1, J_2) \right), \end{aligned}$$

where the equality holds in view of the exchangeability of the J_i . An analogous argument yields a similar upper bound for the probability $\mathbb{P}_n(\hat{q}_\alpha/\sigma_n \leq q_\alpha - \varepsilon)$ but with $(F_n(q_\alpha + \varepsilon) - \alpha)^{-2}$ replaced by $(\alpha - F_n(q_\alpha - \varepsilon))^{-2}$, and J_i replaced by $K_i = \mathbb{1}_{\{\hat{u}_i/\sigma_n \leq q_\alpha - \varepsilon\}}$. The proof will thus be finished if we can establish (C.7) and show that $\text{Cov}(J_1, J_2)$ and $\text{Cov}(K_1, K_2)$ converge to zero as $n \rightarrow \infty$. We only consider $\text{Cov}(J_1, J_2) = \text{Cov}(1 - J_1, 1 - J_2)$, as the argument for $\text{Cov}(K_1, K_2)$ is analogous. Write $\delta = q_\alpha + \varepsilon$ and

$$\text{Cov}(1 - J_1, 1 - J_2) = \mathbb{P}_n(\hat{u}_1/\sigma_n \leq \delta, \hat{u}_2/\sigma_n \leq \delta) - \mathbb{P}_n(\hat{u}_1/\sigma_n \leq \delta) \mathbb{P}_n(\hat{u}_2/\sigma_n \leq \delta).$$

Now,

$$\begin{pmatrix} \hat{u}_1/\sigma_n \\ \hat{u}_2/\sigma_n \end{pmatrix} = \begin{pmatrix} \hat{u}_{1[2]}/\sigma_n \\ \hat{u}_{2[1]}/\sigma_n \end{pmatrix} + \begin{pmatrix} \hat{e}_1 \\ \hat{e}_2 \end{pmatrix},$$

where $\hat{u}_{i[j]} = y_i - x'_i \hat{\beta}_n^{[ij]}$, $\hat{\beta}_n^{[ij]} = (X'_{[ij]} X_{[ij]})^\dagger X'_{[ij]} Y_{[ij]}$, and $\hat{e}_i = (\hat{u}_i - \hat{u}_{i[j]})/\sigma_n = x'_i(\hat{\beta}_n^{[ij]} - \hat{\beta}_n^{[i]})/\sigma_n$, for $\{i, j\} = \{1, 2\}$. Therefore, $\mathbb{E}[\hat{e}_i | Y_{[i]}, X_{[i]}] = 0$, because $\mathbb{E}[x_i] = 0$, and $\mathbb{E}[\hat{e}_i^2 | Y_{[i]}, X_{[i]}] = \|\Sigma^{1/2}(\hat{\beta}_n^{[i]} - \hat{\beta}_n^{[ij]})/\sigma_n\|_2^2$, which converges to zero in \mathbb{P}_n -probability, by Lemma C.6 (for a sample of size $n-1$ instead of n), which applies here because (C2) is satisfied under (C3). Hence, \hat{e}_1 and \hat{e}_2 converge to zero in probability. The joint distribution function of $\hat{u}_{1[2]}/\sigma_n$ and $\hat{u}_{2[1]}/\sigma_n$ can be written as

(C.8)

$$\begin{aligned} \mathbb{P}_n(\hat{u}_{1[2]}/\sigma_n \leq s, \hat{u}_{2[1]}/\sigma_n \leq t) \\ = \mathbb{E} \left[\mathbb{P}_n \left(x'_1(\beta_n - \hat{\beta}_n^{[12]})/\sigma_n + v_1 \leq s, x'_2(\beta_n - \hat{\beta}_n^{[12]})/\sigma_n + v_2 \leq t \middle| Y_{[12]}, X_{[12]} \right) \right] \\ = \mathbb{E} \left[G_n \left(s, \Sigma^{1/2}(\beta_n - \hat{\beta}_n^{[12]})/\sigma_n \right) G_n \left(t, \Sigma^{1/2}(\beta_n - \hat{\beta}_n^{[12]})/\sigma_n \right) \right], \end{aligned}$$

where, for $t \in \mathbb{R}$ and $b \in \mathbb{R}^{p_n}$, G_n is defined as $G_n(t, b) = P_n(b' \Sigma^{-1/2} x_0 + v_0 \leq t)$. Note that G_n depends only on \mathcal{L}_l , \mathcal{L}_w , \mathcal{L}_v and on n , through p_n . If we abbreviate $\tilde{\beta}_n^{[12]} = \Sigma^{1/2}(\beta_n - \hat{\beta}_n^{[12]})/\sigma_n$ and $\tilde{\beta}_n^{[1]} = \Sigma^{1/2}(\beta_n - \hat{\beta}_n^{[1]})/\sigma_n$, we arrive at

$$\text{Cov}(1 - J_1, 1 - J_2) = \mathbb{E} \left[G_n \left(\delta, \tilde{\beta}_n^{[12]} \right)^2 \right] - \mathbb{E} \left[G_n \left(\delta, \tilde{\beta}_n^{[1]} \right) \right]^2 + o(1),$$

provided the bivariate distribution function in (C.8) converges pointwise to a continuous limit. We finish the proof by showing that for all $t \in \mathbb{R}$, the bounded random variables $G_n(t, \tilde{\beta}_n^{[12]})$ and $G_n(t, \tilde{\beta}_n^{[1]})$ both converge to $F(t)$, in \mathbb{P}_n -probability, and hence, (C.8) converges to $F(s)F(t)$, which is continuous. Note that this also implies (C.7), because $F_n(t) = \mathbb{E}[G_n(t, \tilde{\beta}_n^{[1]})]$.

To this end, we note that for an arbitrary measurable set $B_n \subseteq \mathbb{R}^{p_n}$ and for any $\varepsilon > 0$,

$$\begin{aligned} \mathbb{P}_n \left(\sup_{t \in \mathbb{R}} |G_n(t, \tilde{\beta}_n^{[1]}) - F(t)| > \varepsilon \right) &\leq \mathbb{P}_n \left(\sup_{t \in \mathbb{R}} |G_n(t, \tilde{\beta}_n^{[1]}) - F(t)| > \varepsilon, \tilde{\beta}_n^{[1]} \in B_n \right) \\ &\quad + \mathbb{P}_n \left(\tilde{\beta}_n^{[1]} \notin B_n \right) \\ &\leq a_n(\varepsilon) + \mathbb{P}_n \left(\tilde{\beta}_n^{[1]} \notin B_n \right), \end{aligned}$$

where $a_n(\varepsilon) = 1$ if $\sup_{b \in B_n} \sup_{t \in \mathbb{R}} |G_n(t, b) - F(t)| > \varepsilon$, and $a_n(\varepsilon) = 0$, else. Now, we first consider the case $\kappa = 0$. Thus, Lemma C.8, which also applies to $\hat{\beta}_n^{[1]}$, yields $\|\hat{\beta}_n^{[1]}\|_2 \rightarrow \tau = 0$, as $n \rightarrow \infty$, in P_n -probability. Therefore, the probability in the last line of the previous display converges to zero if we take $B_n = \{b \in \mathbb{R}^{p_n} : \|b\|_2 \leq g_1(n)\}$ and $g_1(n) \rightarrow 0$ sufficiently slowly, as $n \rightarrow \infty$. Hence, Lemma C.9(i) applies and shows that also $a_n(\varepsilon) \rightarrow 0$ as $n \rightarrow \infty$, for every $\varepsilon > 0$. If $\kappa > 0$, Lemma C.8 yields $\|\hat{\beta}_n^{[1]}\|_2 \rightarrow \tau > 0$ and $\|\hat{\beta}_n^{[1]}\|_4 \rightarrow 0$, in P_n -probability, as $n \rightarrow \infty$. Thus, the probability in the last line of the previous display converges to zero if we take $B_n = \{b \in \mathbb{R}^{p_n} : b \neq 0, \|b\|_2 - \tau \leq g_1(n), \|b\|_4/\|b\|_2 \leq g_2(n)\}$ and sequences g_1 and g_2 that converge to zero sufficiently slowly. Now Lemma C.9(ii) shows that also $a_n(\varepsilon) \rightarrow 0$ as $n \rightarrow \infty$, for every $\varepsilon > 0$. The same argument applies to $\tilde{\beta}_n^{[12]}$ instead of $\tilde{\beta}_n^{[1]}$, which finishes the proof in the case $\alpha \in (0, 1)$.

Next, we treat the case $\alpha = 0$. In either case of the theorem, we have $\lim_{\gamma \rightarrow 0} q_\gamma = q_0 = -\infty$. By definition, $\hat{q}_0 \leq \hat{q}_\gamma$, for any $\gamma \in (0, 1)$. Thus, for any $M > 0$, there exists a $\gamma \in (0, 1)$, such that $q_\gamma < -2M$ and $\mathbb{P}_n(\hat{q}_0/\sigma_{P_n} < -M) \geq \mathbb{P}_n(\hat{q}_\gamma/\sigma_{P_n} < -M) \rightarrow 1$, as $n \rightarrow \infty$, in view of the first part. In other words, \hat{q}_0/σ_{P_n} converges to $-\infty = q_0$ in P_n -probability. A similar argument can be used to treat the case $\alpha = 1$. \square

PROOF OF LEMMA C.8. On the event $\{\lambda_{\min}(\tilde{X}'\tilde{X}) > 0\}$, which has asymptotic probability one in view of Lemma D.3(ii), notice the identity

$$\Sigma_P^{1/2}(\hat{\beta}_n - \beta_P)/\sigma_P = (\tilde{X}'\tilde{X})^\dagger \tilde{X}'v,$$

where $v = (v_1, \dots, v_n)' = (Y - X\beta_P)/\sigma_P$. Thus, the distribution under $P \in \mathcal{P}_n$ of the quantity of interest does not depend on the parameters β_P , σ_P^2 and Σ_P . Hence, without loss of generality, we assume for the rest of this proof that $\beta_P = 0$, $\sigma_P^2 = 1$ and $\Sigma_P = I_{p_n}$. First, we have to show that $\|\hat{\beta}_n\|_2 \rightarrow \tau \in [0, \infty)$, in probability, for a $\tau = \tau(\mathcal{L}_l, \kappa)$ with the properties mentioned in the lemma. To this end, consider the conditional mean

$$\mathbb{E} \left[\|\hat{\beta}_n\|_2^2 \middle| X \right] = \text{trace}(X'X)^\dagger X'X(X'X)^\dagger = \text{trace}(X'X)^\dagger \xrightarrow{a.s.} \tau^2,$$

by Lemma D.3(iv) and for τ as desired (cf. Remark D.4). From the same

lemma we get convergence of the conditional variance

$$\begin{aligned}
 \text{Var} \left[\|\hat{\beta}_n\|_2^2 \middle| X \right] &= \text{Var} \left[v' X (X' X)^{\dagger 2} X' v \middle| X \right] =: \text{Var}[v' K v \middle| X] \\
 &= 2 \text{trace } K^2 + (\mathbb{E}[v_1^4] - 3) \sum_{i=1}^n K_{ii}^2 \\
 &\leq 2 \text{trace } K^2 + (\mathbb{E}[v_1^4] + 3) \sum_{i,j=1}^n K_{ij}^2 = (\mathbb{E}[v_1^4] + 5) \text{trace } K^2 \\
 &= (\mathbb{E}[v_1^4] + 5) \text{trace } X (X' X)^{\dagger 2} X' X (X' X)^{\dagger 2} X' \\
 &= (\mathbb{E}[v_1^4] + 5) \text{trace}(X' X)^{\dagger 2} \xrightarrow{a.s.} 0.
 \end{aligned}$$

For the second claim it suffices to show that $\|\hat{\beta}_n\|_4^4 \rightarrow 0$, in probability. Notice that for $M := (m_1, \dots, m_{p_n})' := (X' X)^{\dagger} X'$, we have

$$\|\hat{\beta}_n\|_4^4 = \|Mv\|_4^4 = \sum_{j=1}^{p_n} (m'_j v)^4 = \sum_{j=1}^{p_n} \sum_{i_1, i_2, i_3, i_4=1}^n m_{ji_1} m_{ji_2} m_{ji_3} m_{ji_4} v_{i_1} v_{i_2} v_{i_3} v_{i_4}.$$

After taking conditional expectation given X , only terms with paired indices remain and we get

$$\begin{aligned}
 \mathbb{E} \left[\|\hat{\beta}_n\|_4^4 \middle| X \right] &= \sum_{j=1}^{p_n} \left(\mathbb{E}[v_1^4] \sum_{i=1}^n m_{ji}^4 + 3 \sum_{i \neq k}^n m_{ji}^2 m_{jk}^2 \right) \\
 &\leq \sum_{j=1}^{p_n} \left(\mathbb{E}[v_1^4] \sum_{i,k=1}^n m_{ji}^2 m_{jk}^2 + 3 \sum_{i,k=1}^n m_{ji}^2 m_{jk}^2 \right) \\
 &= (\mathbb{E}[v_1^4] + 3) \sum_{j=1}^{p_n} (m'_j m_j)^2 \leq (\mathbb{E}[v_1^4] + 3) \text{trace} \sum_{i,j=1}^{p_n} m_i m'_i m_j m'_j \\
 &= (\mathbb{E}[v_1^4] + 3) \text{trace}(M' M)^2 = (\mathbb{E}[v_1^4] + 3) \text{trace}(X' X)^{\dagger 2} \xrightarrow{a.s.} 0,
 \end{aligned}$$

by Lemma D.3(iii). \square

PROOF OF LEMMA C.9. First, in the case (i), for every $n \in \mathbb{N}$, take $b_n \in B_n = \{b \in \mathbb{R}^{p_n} : \|b\|_2 \leq g_1(n)\}$ and simply note that $l_0 b'_n w_n \rightarrow 0$, in probability, and thus $G(t, b_n) \rightarrow F(t)$ weakly. Since the limit is continuous, Polya's theorem yields uniform convergence in $t \in \mathbb{R}$. Since the sequence $b_n \in B_n$ was arbitrary, we also get uniform convergence over B_n .

Next, we consider the Gaussian case (iii), so $B_n = \{b \in \mathbb{R}^p : |||b||_2 - \tau| \leq g_1(n)\}$. For every $n \in \mathbb{N}$, let $b_n \in B_n$ be arbitrary, and note that $t \mapsto$

$G(t, b_n)$ is the distribution function of $l_0 b'_n w_n + v_0$, where $w_n \stackrel{\mathcal{L}}{=} \mathcal{N}(0, I_{p_n})$, and l_0, w_n, v_0 are independent. Clearly, $l_0 b'_n w_n + v_0 \stackrel{\mathcal{L}}{=} l_0 N \|b_n\|_2 + v_0 \rightarrow l_0 N \tau + v_0$, weakly, and this limit has continuous distribution function F . Hence, by Polya's theorem, $\sup_t |\mathbb{P}(l_0 b'_n w_n + v_0 \leq t) - F(t)| \rightarrow 0$, as $n \rightarrow \infty$. And since the sequence $b_n \in B_n$ was arbitrary, the result follows.

In the general case (ii) first note that B_n may be empty. By our convention that $\sup \emptyset = 0$ it suffices to restrict to the subsequence n' for which $B_{n'} \neq \emptyset$. If this is only a finite sequence, then the result is trivial. For convenience, we write $n = n'$. So let $b_n \in B_n$ and define the triangular array $z_{nj} := b_{nj} w_{0j}$, $j = 1, \dots, p_n$, which satisfies $\mathbb{E}[z_{nj}] = 0$ and $s_n^2 := \sum_{j=1}^{p_n} \mathbb{E}[z_{nj}^2] = \|b_n\|_2^2 \neq 0$. The Lyapounov condition is verified by

$$\begin{aligned} \sum_{j=1}^{p_n} s_n^{-(2+\delta)} \mathbb{E}[|z_{nj}|^{2+\delta}] &= \mathbb{E}[|w_{01}|^{2+\delta}] \left(\frac{\|b_n\|_{2+\delta}}{\|b_n\|_2} \right)^{2+\delta} \\ &\leq \mathbb{E}[|w_{01}|^{2+\delta}] [g_2(n)]^{2+\delta} \xrightarrow{n \rightarrow \infty} 0. \end{aligned}$$

Therefore, by Lyapounov's CLT (Billingsley, 1995, Theorem 27.3), we have

$$b'_n w_n / \|b_n\|_2 = \sum_{j=1}^{p_n} z_{nj} / s_n \xrightarrow[n \rightarrow \infty]{w} \mathcal{N}(0, 1).$$

Since $b_n \in B_n$, we must have $\|b_n\|_2 \rightarrow \tau$ as $n \rightarrow \infty$, and thus, $b'_n w_n = \|b_n\|_2 b'_n w_n / \|b_n\|_2 \xrightarrow{w} N \tau$, where $N \stackrel{\mathcal{L}}{=} \mathcal{N}(0, 1)$, as $n \rightarrow \infty$, and, by independence, $l_0 b'_n w_n + v_0 \xrightarrow{w} l_0 N \tau + v_0$. Since the distribution function of this limit is continuous, Polya's theorem yields $\sup_t |G(t, b_n) - F(t)| \rightarrow 0$, as $n \rightarrow \infty$. Now the proof is finished because this convergence holds for arbitrary sequences $b_n \in B_n$. \square

APPENDIX D: AUXILIARY RESULTS

LEMMA D.1. *If $a \in [0, 1]^k$, $k \geq 2$, then*

$$f_k(a) := \frac{1}{k(k-1)} \sum_{i \neq j} a_i (1 - a_j) \leq \frac{k}{k-1} \cdot \frac{1}{4}.$$

REMARK D.2. Note that in general the factor $\frac{k}{k-1}$ in the upper bound of Lemma D.1 can not be removed. For instance, $f_2((1, 0)) = \frac{1}{2}$, so the bound is even tight for $k = 2$, and $f_3((1, 0, 0)) = \frac{1}{3} > \frac{1}{4}$.

PROOF. Simply write

$$\begin{aligned} f_k(a) &= \frac{1}{k(k-1)} \left(\sum_{i,j=1}^k a_i(1-a_j) - \sum_{i=1}^k a_i(1-a_i) \right) \\ &= \frac{k}{k-1} \bar{a}(1-\bar{a}) - \frac{1}{k(k-1)} \sum_{i=1}^k a_i(1-a_i) \\ &\leq \frac{k}{k-1} \cdot \frac{1}{4}, \end{aligned}$$

where $\bar{a} = \frac{1}{k} \sum_{i=1}^k a_i$. □

LEMMA D.3. *On a common probability space $(\Omega, \mathcal{F}, \mathbb{P})$, consider an i.i.d. sequence $L_0 = \{l_i : i = 1, 2, \dots\}$ of random variables satisfying $|l_1| \geq c > 0$, and a double infinite array $W_0 = \{w_{ij} : i, j = 1, 2, \dots\}$ of i.i.d. random variables with mean zero, unit variance and $\mathbb{E}[w_{11}^4] < \infty$, such that L_0 and W_0 are independent. For a sequence of positive integers (p_n) with $p_n \leq n$, consider the $n \times p_n$ random matrix $\tilde{X} = \Lambda W$, where $\Lambda = \text{diag}(l_1, \dots, l_n)$ is diagonal and $W = \{w_{ij} : i = 1, \dots, n; j = 1, \dots, p_n\}$. Let $(\tilde{X}'\tilde{X})^\dagger$ denote the Moore-Penrose pseudo inverse of $\tilde{X}'\tilde{X}$. If $p_n/n \rightarrow \kappa \in [0, 1)$ then the following holds:*

- (i) $\liminf_{n \rightarrow \infty} \lambda_{\min}(\tilde{X}'\tilde{X}/n) \geq c^2(1 - \sqrt{\kappa})^2$, almost surely.
- (ii) $\lim_{n \rightarrow \infty} \mathbb{P}(\lambda_{\min}(\tilde{X}'\tilde{X}/n) \leq \varepsilon) = 0$ for all $\varepsilon < c^2(1 - \sqrt{\kappa})^2$.
- (iii) If $m > 1$, then $\text{trace}(\tilde{X}'\tilde{X})^{\dagger m} \rightarrow 0$, almost surely, as $n \rightarrow \infty$.
- (iv) $\text{trace}(\tilde{X}'\tilde{X})^\dagger \rightarrow \tau^2$ almost surely, as $n \rightarrow \infty$, for some constant $\tau \in [0, \infty)$ that depends only on κ and on the distribution of l_1^2 and satisfies $\tau = 0$ if, and only if, $\kappa = 0$.

PROOF. Let $\lambda_1^{(n)} \leq \dots \leq \lambda_{p_n}^{(n)}$ and $\mu_1^{(n)} \leq \dots \leq \mu_{p_n}^{(n)}$ denote the ordered eigenvalues of $\tilde{X}'\tilde{X}/n$ and $W'W/n$, respectively. Then,

$$\lambda_1^{(n)} = \inf_{\|t\|=1} t'W'\Lambda^2Wt/n \geq \left(\min_{i=1, \dots, n} l_i^2 \right) \inf_{\|t\|=1} t'W'Wt/n \geq c^2 \mu_1^{(n)},$$

and from the Bai-Yin Theorem (Bai and Yin, 1993) it follows that $\mu_1^{(n)} \rightarrow (1 - \sqrt{\kappa})^2 > 0$, almost surely, as $p_n/n \rightarrow \kappa \in [0, 1)$ (cf. Huber and Leeb, 2013, for the case $\kappa = 0$). This finishes the proof of part (i). Part (ii) is now a textbook argument: Simply note that for $k \leq n$, we have $\mathbb{P}(\lambda_1^{(n)} \leq \varepsilon) \leq$

$\mathbb{P}(\inf_{r \geq k} \lambda_1^{(r)} \leq \varepsilon)$ and that $\inf_{r \geq k} \lambda_1^{(r)} \leq \inf_{r \geq k+1} \lambda_1^{(r)}$ for all $k \in \mathbb{N}$. Thus

$$\begin{aligned} \limsup_{n \rightarrow \infty} \mathbb{P}(\lambda_1^{(n)} \leq \varepsilon) &= \inf_{k \in \mathbb{N}} \sup_{n \geq k} \mathbb{P}(\lambda_1^{(n)} \leq \varepsilon) \\ &\leq \inf_{k \in \mathbb{N}} \mathbb{P}\left(\inf_{r \geq k} \lambda_1^{(r)} \leq \varepsilon\right) = \lim_{k \rightarrow \infty} \mathbb{P}\left(\inf_{r \geq k} \lambda_1^{(r)} \leq \varepsilon\right) \\ &= \mathbb{P}\left(\forall k \in \mathbb{N} : \inf_{r \geq k} \lambda_1^{(r)} \leq \varepsilon\right) = \mathbb{P}\left(\liminf_{n \rightarrow \infty} \lambda_1^{(n)} \leq \varepsilon\right) = 0. \end{aligned}$$

Next, abbreviate $\lambda_j = \lambda_j^{(n)}$, $\mu_j = \mu_j^{(n)}$, for $m \geq 1$ set $\alpha_m := c^{2m}(1 - \sqrt{\kappa})^{2m}$ and, for $\alpha > 0$, define the functions h_0 and h_α by $h_0(y) = 1/|y|$ if $y \neq 0$ and $h_0(0) = 0$, and by $h_\alpha(y) = 1/|y|$, if $|y| > \alpha/2$ and $h_\alpha(y) = 2/\alpha$, if $|y| \leq \alpha/2$. With this notation, and from the previous considerations, we see that the difference between

$$\text{trace}(\tilde{X}'\tilde{X})^{\dagger m} = n^{-m} \text{trace}(\tilde{X}'\tilde{X}/n)^{\dagger m} = \frac{p_n}{n^m} \frac{1}{p_n} \sum_{j=1}^{p_n} h_0(\lambda_j^m),$$

and

$$\frac{p_n}{n^m} \frac{1}{p_n} \sum_{j=1}^{p_n} h_{\alpha_m}(\lambda_j^m)$$

converges to zero, almost surely, because $\lambda_j^m \geq \lambda_1^m \geq c^{2m}\mu_1^m \rightarrow \alpha_m > \alpha_m/2 > 0$, almost surely. But we have $n^{-m} \sum_{j=1}^{p_n} h_{\alpha_m}(\lambda_j^m) \leq (p_n/n^m)(2/\alpha_m) \rightarrow 0$, if $m > 1$, or if $m = 1$ and $\kappa = 0$. This finishes (iii) and the case $\kappa = 0$ of part (iv).

For the remainder of part (iv), let $m = 1$ and $\kappa > 0$, and first note that the empirical spectral distribution function $F_n^{\Lambda^2}$ of Λ^2 is simply given by the empirical distribution function of l_1^2, \dots, l_n^2 , and this converges weakly (even uniformly) to the distribution function of l_1^2 , almost surely. Hence, from Theorem 4.3 in Bai and Silverstein (2010), it follows that, almost surely, the empirical spectral distribution function $F_n^{\tilde{X}'\tilde{X}/n}$ of $\tilde{X}'\tilde{X}/n$ converges vaguely, as $p_n/n \rightarrow \kappa \in (0, 1)$, to a non-random distribution function F that depends only on κ and on the distribution of l_1^2 . From the argument in the previous paragraph we know that $\lambda_1 \geq c^2\mu_1 \rightarrow c^2(1 - \sqrt{\kappa})^2 = \alpha_1 > 0$, almost surely, and thus the support of F must be lower bounded by α_1 . Since h_{α_1} is continuous and vanishes at infinity, by vague convergence, we

have (cf. Billingsley, 1995, relation (28.2))

$$\begin{aligned} \frac{1}{p_n} \sum_{j=1}^{p_n} h_{\alpha_1}(\lambda_j) &= \int_{-\infty}^{\infty} h_{\alpha_1}(y) dF_n^{\tilde{X}'\tilde{X}/n}(y) \\ &\xrightarrow{a.s.} \int_{-\infty}^{\infty} h_{\alpha_1}(y) dF(y) = \int_{-\infty}^{\infty} \frac{1}{y} dF(y) =: \tau_0^2 \in (0, 1/\alpha_1). \end{aligned}$$

Thus

$$\frac{p_n}{n} \frac{1}{p_n} \sum_{j=1}^{p_n} h_{\alpha_1}(\lambda_j) \xrightarrow{a.s.} \kappa \tau_0^2 =: \tau^2 > 0.$$

□

REMARK D.4. If the l_i in Lemma D.3 satisfy $|l_i| = 1$, almost surely, then τ in part (iv) is given by $\tau(\kappa) = \sqrt{\kappa/(1-\kappa)}$ (cf. Huber and Leeb, 2013, Lemma B.2).

LEMMA D.5. Let $\mathcal{P}_n^{(lin)}(\mathcal{L}_l, \mathcal{L}_w, \mathcal{L}_v)$ denote the class of distributions in Condition (C3) and assume that \mathcal{L}_l has a finite fourth moment. Furthermore, let $p_n/n \rightarrow \kappa > 0$ and $n > p_n$ for all $n \in \mathbb{N}$. Then there exist probability measures $P_n \in \mathcal{P}_n^{(lin)}(\mathcal{L}_l, \mathcal{L}_w, \mathcal{L}_v)$, such that for every $c \in [0, 1]$, every $\eta \in (0, \infty]$ and every $\varepsilon \in (0, 1)$, the James-Stein-type estimator $\hat{\beta}_n(c)$ satisfies

$$\mathbb{P}_n \left(\left\| \Sigma_{P_n}^{1/2} \left(\hat{\beta}_n(c) - \beta_{P_n} \right) / \sigma_{P_n} \right\|_{2+\eta} \geq \varepsilon c \sqrt{\kappa}/2 \right) \xrightarrow{n \rightarrow \infty} 1.$$

PROOF. Consider a sequence $P_n \in \mathcal{P}_n$, such that $\beta_{P_n} = \sigma_{P_n} \Sigma_{P_n}^{-1/2} (\sqrt{\kappa}, 0, \dots, 0)'$, which implies $b := \Sigma_{P_n}^{1/2} \beta_{P_n} / \sigma_{P_n} = (\sqrt{\kappa}, 0, \dots, 0)' \in \mathbb{R}^{p_n}$ and $\|b\|_2 = \|b\|_q = \sqrt{\kappa}$, for every $q \in (0, \infty]$. Simple relations of ℓ^q -norms yield

$$\begin{aligned} &\left\| \Sigma_{P_n}^{1/2} \left(\hat{\beta}_n(c) - \beta_{P_n} \right) / \sigma_{P_n} \right\|_{2+\eta} \geq \left\| \Sigma_{P_n}^{1/2} \left(\hat{\beta}_n(c) - \beta_{P_n} \right) / \sigma_{P_n} \right\|_{(2+\eta) \vee 4} \\ &= \left\| s_n \Sigma_{P_n}^{1/2} (\hat{\beta}_n - \beta_{P_n}) / \sigma_{P_n} - (1 - s_n) b \right\|_{(2+\eta) \vee 4} \\ &\geq \left| s_n \right| \left\| \Sigma_{P_n}^{1/2} (\hat{\beta}_n - \beta_{P_n}) / \sigma_{P_n} \right\|_{(2+\eta) \vee 4} - |s_n - 1| \sqrt{\kappa} \\ &\geq |s_n - 1| \sqrt{\kappa} - |s_n| \left\| \Sigma_{P_n}^{1/2} (\hat{\beta}_n - \beta_{P_n}) / \sigma_{P_n} \right\|_{(2+\eta) \vee 4}, \end{aligned}$$

where s_n is defined as before, i.e.,

$$s_n = \begin{cases} \left(1 - \frac{p_n}{n} \frac{c}{t_n^2} \frac{\hat{\sigma}_n^2}{\sigma_n^2}\right)_+, & \text{if } t_n^2 > 0, \\ 1, & \text{else,} \end{cases}$$

and $t_n^2 = \hat{\beta}_n' X' X \hat{\beta}_n / (n\sigma_n^2)$, so that $\hat{\beta}_n(c) = s_n \hat{\beta}_n$. Clearly, we have $|s_n| \leq 1$ and $\left\| \Sigma_{P_n}^{1/2} (\hat{\beta}_n - \beta_{P_n}) / \sigma_{P_n} \right\|_{(2+\eta)\vee 4} \leq \left\| \Sigma_{P_n}^{1/2} (\hat{\beta}_n - \beta_{P_n}) / \sigma_{P_n} \right\|_4 \rightarrow 0$, in P_n -probability, by Lemma C.8. Therefore, we see that

$$\begin{aligned} \text{(D.1)} \quad & \mathbb{P}_n(|s_n - 1| \sqrt{\kappa} - o_{P_n}(1) \geq \varepsilon c \sqrt{\kappa}/2) \\ & \leq \mathbb{P}_n \left(\left\| \Sigma_{P_n}^{1/2} (\hat{\beta}_n(c) - \beta_{P_n}) / \sigma_{P_n} \right\|_{2+\eta} \geq \varepsilon c \sqrt{\kappa}/2 \right). \end{aligned}$$

Now, as in the proof of Lemma C.7 but with $e = 0$ (now the linear model is assumed correct),

$$t_n^2 = \left\| \frac{\tilde{X} \Sigma_{P_n}^{1/2} \beta_{P_n}}{\sqrt{n\sigma_{P_n}^2}} + \frac{\Pi_{\tilde{X}} v}{\sqrt{n}} \right\|_2^2$$

and we showed already in that proof that the mixed term vanishes and $\|\Pi_{\tilde{X}} v / \sqrt{n}\|_2^2 \rightarrow \kappa$ in P_n -probability. For the remaining quadratic form note that $\tilde{x}_i \stackrel{\mathbb{P}_n}{=} l_i(w_{i1}, \dots, w_{ip_n})'$, where $l_i \sim \mathcal{L}_l$ and $w_{ij} \sim \mathcal{L}_w$ are all independent, for $i = 1, \dots, n$, $j = 1, \dots, p_n$, in view of Condition (C3). Thus $A := \|\tilde{X} \Sigma_{P_n}^{1/2} \beta_{P_n} / \sqrt{n\sigma_{P_n}^2}\|_2^2 = \frac{1}{n} \sum_{i=1}^n (b' \tilde{x}_i)^2$. Clearly, $\mathbb{E}[A] = \|b\|_2^2 = \kappa$ and

$$\begin{aligned} \text{Var}[A] &= \frac{1}{n} \text{Var}[(b' \tilde{x}_1)^2] = \frac{1}{n} \text{Var} \left[l_1^2 \sum_{j_1, j_2}^{p_n} b_{j_1} b_{j_2} w_{1j_1} w_{2j_2} \right] \\ &\leq \frac{1}{n} \mathbb{E} \left[l_1^4 \sum_{j_1, j_2, j_3, j_4}^{p_n} b_{j_1} b_{j_2} b_{j_3} b_{j_4} w_{1j_1} w_{2j_2} w_{1j_3} w_{2j_4} \right] \\ &= \frac{1}{n} \mathbb{E}[l_1^4] \left[\mathbb{E}[w_{11}^4] \sum_{j=1}^{p_n} b_j^4 + 3 \sum_{j_1 \neq j_2}^{p_n} b_{j_1}^2 b_{j_2}^2 \right] \\ &\leq \frac{1}{n} \mathbb{E}[l_1^4] (\mathbb{E}[w_{11}^4] + 3) \|b\|_2^4 \xrightarrow{n \rightarrow \infty} 0. \end{aligned}$$

Thus, $t_n^2 \rightarrow \kappa + \kappa = 2\kappa$, in P_n -probability. Moreover, $\hat{\sigma}_n^2 / \sigma_n^2 \rightarrow 1$, in P_n -probability, because its conditional mean given X converges to 1 and its conditional variance converges to zero (see the arguments in (C.5) and in the

lines immediately before that display). Thus $|s_n - 1|\sqrt{\kappa} \rightarrow c\sqrt{\kappa}/2 > \varepsilon c\sqrt{\kappa}/2$, such that the probability in (D.1) converges to 1 and the proof is finished. \square

LEMMA D.6. *If $\hat{\mu}_n$ is symmetric and has k -stability coefficient $\eta_{n,k}(P) = 0$ for all data generating distributions P in some class \mathcal{P} of distributions on \mathcal{Z} , then there exists a collection $\{g_P : P \in \mathcal{P}\}$ of measurable functions $g_P : \mathcal{X} \rightarrow \mathbb{R}$, such that for all $P \in \mathcal{P}$,*

$$\mathbb{P}(\{(T_n, z_0) \in \mathcal{Z}^{n+1} : M_{n,p}(T_n, x_0) = g_P(x_0)\}) = 1.$$

REMARK D.7. Note that the dependence of g_P on P in Lemma D.6 can not be avoided. For example, suppose that $\mathcal{P} = \{P_0, P_1\}$ with disjoint supports $S_0 \cap S_1 = \emptyset$ and consider the naive algorithm

$$M_{n,p}(T_n, x_0) := \begin{cases} 0, & \text{if } T_n \in S_0^n, \\ 1, & \text{else.} \end{cases}$$

Clearly, this algorithm has $\eta_{n,k}(P_0) = \eta_{n,k}(P_1) = 0$, but it does depend on T_n . This is not in contradiction with Lemma D.6, because $M_{n,p}(T_n, x_0) = g_P(x_0)$, \mathbb{P} -almost surely, for any $P \in \mathcal{P}$, where

$$g_P(x_0) := \begin{cases} 0, & \text{if } P = P_0, \\ 1, & \text{if } P = P_1. \end{cases}$$

The paradox is resolved by noticing that since the supports S_0 and S_1 are disjoint we can perfectly discriminate between P_0 and P_1 using the training data.

PROOF OF LEMMA D.6. Fix $P \in \mathcal{P}$. For $i = 1, \dots, n$, let $z_i, z'_i \in \mathcal{Z}$ and $x_0 \in \mathcal{X}$. For $l \in [k+1]$, let $C_l \in \mathcal{Z}^n$ be the n -vector with entries $(C_l)_i = z'_i$, if $i \in \bigcup_{\ell=1}^{l-1} K_\ell$, and $(C_l)_i = z_i$, if $i \in \bigcup_{\ell=l}^k K_\ell$, where empty unions are interpreted as the empty set. For $l \in [k]$, the $(n - m_l)$ -vector C_l^* is obtained from C_l by removing the components with index $i \in K_l$, or, equivalently, from C_{l+1} by again removing components with index $i \in K_l$. Note that

$$\begin{aligned} & |M_{n,p}((z_i)_{i \in [n]}, x_0) - M_{n,p}((z'_i)_{i \in [n]}, x_0)| \\ &= \left| \sum_{l=1}^k [M_{n,p}(C_l, x_0) - M_{n,p}(C_{l+1}, x_0)] \right| \\ &\leq \sum_{l=1}^k \left[|M_{n,p}(C_l, x_0) - M_{n-m_l,p}(C_l^*, x_0)| + \right. \\ &\quad \left. |M_{n-m_l,p}(C_l^*, x_0) - M_{n,p}(C_{l+1}, x_0)| \right]. \end{aligned}$$

Since $\eta_{n,k}(P) = 0$, the integral of this upper bound with respect to P^{2n+1} is equal to zero. Therefore, applying Lemma D.8 with $f = M_{n,p}$, $S = \mathcal{Z}^n$, $P_S = P^n$, $T = \mathcal{X}$ and P_T equal to the x -marginal distribution of P , the claim follows. \square

LEMMA D.8. *Let (S, \mathcal{S}, P_S) and (T, \mathcal{T}, P_T) be two probability spaces, and let $f : S \times T \rightarrow \mathbb{R}$ be measurable w.r.t. the product sigma algebra $\mathcal{S} \otimes \mathcal{T}$ and the Borel sigma algebra on \mathbb{R} . If*

$$\int_{S^2 \times T} |f(s_1, t) - f(s_2, t)| dP_S \otimes P_S \otimes P_T(s_1, s_2, t) = 0,$$

then there exists a measurable function $g : T \rightarrow \mathbb{R}$, such that

$$P_S \otimes P_T((s, t) : f(s, t) = g(t)) = 1.$$

PROOF. By Tonelli's theorem we have

$$\int_T |f(s_1, t) - f(s_2, t)| dP_T(t) = 0,$$

for $P_S \otimes P_S$ -almost all (s_1, s_2) , i.e., for all $(s_1, s_2) \in N^c \in \mathcal{S} \otimes \mathcal{S}$, where $P_S \otimes P_S(N) = 0$. Furthermore, whenever $(s_1, s_2) \in N^c$, then $f(s_1, t) = f(s_2, t)$, for P_T -almost all t , i.e., for all $t \in M(s_1, s_2)^c \in \mathcal{T}$, with $P_T(M(s_1, s_2)) = 0$. For $s_1 \in S$, consider $N_{s_1} := \{s \in S : (s_1, s) \in N\}$, i.e., the s_1 -section of N , and use Tonelli again, to see that there exists a P_S -null set $L \in \mathcal{S}$, such that $P_S(N_{s_1}) = 0$, for all $s_1 \in L^c$.

Next, fix $s_1 \in L^c$ and define the set

$$A := A(s_1) := \{(s, t) \in S \times T : s \in N_{s_1}^c, t \in M(s_1, s)^c\},$$

as well as the function $g(t) := f(s_1, t)$, for $t \in T$.⁵ We therefore have $A \subseteq \{(s, t) : f(s_1, t) = f(s, t)\} = \{(s, t) : g(t) = f(s, t)\}$ and, for $s \in N_{s_1}^c$, $A_s = M(s_1, s)^c$ has P_T -probability one. To conclude, we use Tonelli again, to obtain

$$P_S \otimes P_T(A) = \int_S P_T(A_s) dP_S(s) = \int_{N_{s_1}^c} P_T(A_s) dP_S(s) = P_S(N_{s_1}^c) = 1.$$

\square

⁵Note that by construction, the function g depends not only on f , but also on the null set L , and thus on both the probability spaces (S, \mathcal{S}, P_S) and (T, \mathcal{T}, P_T) .

LUKAS STEINBERGER
DEPARTMENT OF STATISTICS AND OR
DATA SCIENCE @ UNI VIENNA
UNIVERSITY OF VIENNA
OSKAR-MORGENSTERN-PLATZ 1
1090 VIENNA, AUSTRIA
E-MAIL: lukas.steinberger@univie.ac.at

HANNES LEEB
DEPARTMENT OF STATISTICS AND OR
DATA SCIENCE @ UNI VIENNA
UNIVERSITY OF VIENNA
OSKAR-MORGENSTERN-PLATZ 1
1090 VIENNA, AUSTRIA
E-MAIL: hannes.leeb@univie.ac.at