

# Satisfied-Defect, Unsatisfied-Cooperate: A Novel Evolutionary Dynamics of Cooperation Led by Aspiration

Ik Soo Lim and Peter Wittek \*

February 19, 2024

## Abstract

The evolutionary game theory has been widely used to study the evolution of cooperation in social dilemmas where imitation-led strategy updates are typically assumed. However, results of recent behavioural experiments are not compatible with the predictions based on the imitation dynamics, casting doubts on the assumption of the imitation-led updates and calling for alternative mechanisms of strategy updates. Although an aspiration-led update is often considered as an alternative to the imitation-led one, they are still similar in that both yield cooperation less abundant than defection in Prisoner's Dilemma games. While details of update rules can have significant impacts on the evolutionary outcomes and many variations in imitation-led updates are thus studied, there exist few alternatives in aspiration-led updates. We introduce a novel aspiration-led update mechanism ('Satisfied-Defect, Unsatisfied-Cooperate') that is psychologically intuitive and yields cooperation to be more abundant than defection in Prisoner's Dilemma games. Using analytical and numerical methods, we study and link the stochastic dynamics of it in finite populations and the deterministic dynamics of infinite populations.

## 1 Introduction

Explaining cooperation among selfish individuals in social dilemmas is an important problem and has attracted lots of interests across disciplines including physics [1][2][3][4]. The Prisoner's Dilemma (PD) captures the problem of cooperation in the simplest and most challenging form [5]. Two individuals can choose between cooperation and defection. If one defects and the other cooperates, the defector gets a higher payoff than the cooperator does. They get a higher payoff if both cooperate than they do if both defect. Even though they would be better off if both cooperate, individual (rational) reasoning leads to defection in (one-shot) PD games. This illustrates a social dilemma due to the tension between the social optimum and individual interests. In an evolutionary setting, the higher mean payoff of defectors implies more reproductive success (in genetic evolution) and more imitation (in cultural evolution). Cooperation is thus expected to perish. However, cooperation often prevails in real-world social dilemmas.

Various mechanisms in the framework of the evolutionary game theory have been proposed to explain this apparent paradox. For the non-genetic evolution of cooperation, it is typically assumed that successful strategies are spread by payoff-dependent imitation or social-learning

---

\*The first author is with Bangor University, UK. e-mail: i.s.lim@bangor.ac.uk. The second author is with Toronto University, Canada.

[1][2][3][4]. By payoff-dependent imitation, it means that an individual first compares its own payoff and that of another individual, and then copy the strategy of the other if the payoff of the latter is higher. One of the main motivations behind the imitation-based strategy update is that evolutionary game dynamics of the non-genetic evolution becomes formally equivalent to that of the genetic one [6]; similar mathematical models can describe both genetic and non-genetic evolution of cooperation. Although it is less applicable to lower animals that lack cognition capabilities required for the social learning, the payoff-dependent imitation is considered adequate for humans and lots of theoretical works have been developed under this assumption [1][2][3][4]. However, doubts have been cast on the imitation-based update and alternatives to it have been called for [7][8][9]. These are partly due to the recent behavioural experiments on PD games, which showed that humans do not compare payoffs when updating their strategies [8][10][11]. Indeed, it is often the case that individuals cannot even perceive the payoff of others in many real-world settings [9].

An alternative to the imitation-based social learning would be a self-learning. For instance, the aspiration-based mechanism of strategy update has been extensively investigated [12][13][14][15][13][16][17][18]. According to the aspiration-based update, individuals switch their strategy if the payoffs that they aspire are not met. Unlike the imitation-based update, it does not require any knowledge about the payoffs nor strategies of others. Hence, it can be also applicable to the non-genetic evolution of cooperation in lower animals lacking cognitive capacities required for the payoff-based imitation. Indeed, aspiration-based strategy updates are often observed in studies of both animal and human behavioural ecology [19][20][21][22][23][24][25]. While the imitation-based evolutionary dynamics yields cooperation to diminish, the aspiration-based dynamics yields the emergence and sustainability of cooperation even in well-mixed infinite populations. However, the conventional aspiration dynamics yields cooperation less abundant than defection. Although the abundance of cooperation is quantitatively different between them, the imitation and the aspiration dynamics are similar in that both leads cooperation to be less abundant than defection in PD games [17].

Since the details of the update rules can have significant influences on the emergence and stabilisation of cooperation [26], it is well worth seeking alternative update rules led by aspiration. To our knowledge, however, there exist few alternatives in aspiration dynamics, especially, those yielding cooperation more abundant than defection in PD games. We consider the whole space of aspiration-based update rules, which includes the conventional aspiration-based update. We formulate two psychologically intuitive properties that the desirable update rules should obey. Among all of the rules, only one satisfies both of the two properties and it yields cooperation more abundant than defection in well-mixed populations. We analytically and numerically study the deterministic evolutionary dynamics and the stochastic dynamics of the new update rule as well as linking them.

## 2 Model Definition

We consider the donation game version of PD games with two (pure) strategies of cooperation ( $C$ ) and defection ( $D$ ) in well-mixed populations. A payoff matrix of the game is given by

$$\begin{array}{cc} & \begin{array}{cc} C & D \end{array} \\ \begin{array}{c} C \\ D \end{array} & \begin{pmatrix} 1-\rho & -\rho \\ 1 & 0 \end{pmatrix} \end{array} \quad (1)$$

where  $\rho \in (0, 1)$  denotes the cost of cooperation. In a well-mixed population, any pair of individuals play the game with the same probability. In an infinite population, thus, the mean payoffs of types  $C$  and  $D$  are

$$\pi_C(x) = x - \rho, \quad (2)$$

$$\pi_D(x) = x \quad (3)$$

where  $x \in [0, 1]$  denotes the (relative) abundance or frequency of cooperators in the population. In a finite population, the mean payoffs are given by

$$\pi_C(i) = \frac{i-1}{N-1} - \rho, \quad (4)$$

$$\pi_D(i) = \frac{i}{N-1} \quad (5)$$

where  $N$  denotes the population size and  $i$  the number of cooperators.

### 3 Aspiration-based Strategy Update

We consider the aspiration-based strategy updates where the aspiration level is the same for all individuals of a population. The conventional aspiration-led update can be stated as follows; if one's payoff is higher than (or equal to) the aspiration level (i.e.  $\pi \geq A$ ), then keep the current strategy and otherwise ( $\pi < A$ ), switch it to the other strategy [12][13][14][15][13][16][17][18]. We term this update rule 'Satisfied-Stay, Unsatisfied-Shift' (SSUS), which is a special case of the reinforcement learning [27]. This deterministic rule is often relaxed to be stochastic, which reflects perception errors as well as other uncertainties and drives the probabilistic change of the population composition. To model the stochastic switching of the strategy, the following probability functions are often used

$$q_{D \rightarrow C}(\pi_D, A) = \frac{1}{1 + \exp[-\beta(A - \pi_D)]}, \quad (6)$$

$$q_{C \rightarrow D}(\pi_C, A) = \frac{1}{1 + \exp[-\beta(A - \pi_C)]} \quad (7)$$

where  $q_{D \rightarrow C}$  denotes the probability for switching defection to cooperation,  $q_{C \rightarrow D}$  the probability for cooperation to defection,  $\beta$  the selection intensity, and  $A$  the aspiration level. The lower payoff  $\pi$  than aspiration  $A$ , the more likely to switch the strategy; the higher payoff  $\pi$  than aspiration  $A$ , the less likely to switch the strategy. As  $\beta \rightarrow \infty$ , the deterministic update rule is recovered.

## 4 Satisfied-Defect, Unsatisfied-Cooperate

### 4.1 Space of Strategy Update Rules

In order to derive a new update rule, we explore the whole space of (deterministic) update rules led by aspiration with two strategies  $C$  and  $D$ . We can encode an aspiration-based update rule as a finite state automaton that has two states of  $C$  and  $D$  with transitions between them being

Table 1: An encoding scheme of an aspiration-based update rule as a finite state automaton that describes transitions between two states of  $C$  and  $D$ , conditioned on  $\pi \geq A$  or not. SSUS is encoded as  $(C, D, D, C)$ .

	$\pi \geq A$	$\pi < A$	$\iff (\mathcal{S}_{C+}, \mathcal{S}_{C-}, \mathcal{S}_{D+}, \mathcal{S}_{D-}),$		$\pi \geq A$	$\pi < A$	$\iff (C, D, D, C)$
$C$	$\mathcal{S}_{C+}$	$\mathcal{S}_{C-}$		$C$	$C$	$D$	
$D$	$\mathcal{S}_{D+}$	$\mathcal{S}_{D-}$		$D$	$C$		

Table 2: Four update rules that satisfy the conditional switching property.

$(C, D, C, D), \quad (C, D, D, C), \quad (D, C, C, D), \quad \text{and} \quad (D, C, D, C).$

conditioned on whether  $\pi \geq A$  or not. The encoding  $(\mathcal{S}_{C+}, \mathcal{S}_{C-}, \mathcal{S}_{D+}, \mathcal{S}_{D-})$  specifies the strategy to be taken  $\mathcal{S}_{C+}$  and  $\mathcal{S}_{D+}$  given  $\pi \geq A$  and the current strategy of  $C$  and  $D$ , respectively. It also specifies the strategy to be taken  $\mathcal{S}_{C-}$  and  $\mathcal{S}_{D-}$  given  $\pi < A$  and the current strategy of  $C$  and  $D$ , respectively. For instance, SSUS is encoded as  $(C, D, D, C)$ . See Table 1. In total, there are  $2^4$  finite state automata of this form. We present two properties that a desirable update rule should obey, each of which is psychologically intuitive.

The first property is the conditional switching. The strategy to be taken when ‘satisfied’ (i.e.  $\pi \geq A$ ) should differ from the one when ‘unsatisfied’ (i.e.  $\pi < A$ ). This property excludes those rules which yield the same strategy regardless of ‘satisfied’ or not; e.g. the rule of cooperate-no-matter  $(C, C, C, C)$ . Among the 16 update rules, four rules satisfy the property of the conditional switching, including SSUS. See Table 2.

The second property is the selfishness or cost minimisation while in satisfaction. For the same outcome of ‘satisfied’ (i.e.  $\pi \geq A$ ), we assume that individuals prefer defection to cooperation since the latter incurs a cost. For a satisfied cooperator ( $\pi_C \geq A$ ), switching to defection makes sense in that the aspiration is still expected to be met after the switching, but without the cost of cooperation since  $\pi_D > \pi_C \geq A$ . That is to say, one defects when the aspiration is met. There are four update rules which satisfy the cost-minimisation property; see Table 3.

Among the 16 finite state automaton, there is only one rule that meets both of the properties, which is  $(D, C, D, C)$ . We name the  $(D, C, D, C)$  rule ‘Satisfied-Defect, Unsatisfied-Cooperate’ (SDUC). The SDUC rule specifies defection to be taken when the aspiration is met ( $\pi \geq A$ ) and cooperation to be taken when the aspiration is not met ( $\pi < A$ ). The switching probabilities of SDUC are given by

$$q_{D \rightarrow C}(\pi_D, A) = \frac{1}{1 + \exp[-\beta(A - \pi_D)]}, \quad (8)$$

$$q_{C \rightarrow D}(\pi_C, A) = \frac{1}{1 + \exp[-\beta(\pi_C - A)]}. \quad (9)$$

Note that it only differs in  $q_{C \rightarrow D}$ , compared to those of SSUS (Eq. 6 and 7). In the next sections, we analyse the evolutionary dynamics of SDUC in infinite and finite populations as well as comparing them with those of SSUS.

Table 3: Four update rules that satisfy the cost-minimisation property.  
 $(D, C, D, D)$ ,  $(D, D, D, C)$ ,  $(D, D, D, D)$ , and  $(D, C, D, C)$ .

## 5 Infinite Populations

For a well-mixed infinite population, the mean-field equation of deterministic evolutionary dynamics is given by

$$\frac{dx}{dt} = (1-x)q_{D \rightarrow C} - xq_{C \rightarrow D} \quad (10)$$

where the first term of the right-hand side captures the inflow of individuals switching to cooperation and the second one, the outflow of those switching from cooperation to defection. At  $\frac{dx}{dt} = 0$ , we have an equilibrium frequency  $x^*$  of cooperators, which satisfies

$$x^* = \frac{q_{D \rightarrow C}}{q_{D \rightarrow C} + q_{C \rightarrow D}}. \quad (11)$$

Under weak selection  $0 < \beta \ll 1$ , we can approximate the equilibrium by

$$x^* \approx \frac{q_{D \rightarrow C}}{q_{D \rightarrow C} + q_{C \rightarrow D}} \Big|_{\beta=0} + \frac{\partial}{\partial \beta} \left( \frac{q_{D \rightarrow C}}{q_{D \rightarrow C} + q_{C \rightarrow D}} \right) \Big|_{\beta=0} \beta. \quad (12)$$

Prior to SDUC, we start with the analysis of SSUS. Although there already exists an analysis of SSUS in an infinite population, it is only limited to the deterministic update, corresponding to the strong selection  $\beta \rightarrow \infty$  [18]. Our analytical study is based on a stochastic update or weak selection and we numerically study the strong selection cases as well.

### 5.1 $x^*$ of SSUS

Under the SSUS rule, at equilibrium, we get

$$x^* = \frac{1 + \exp[-\beta(A - \pi_C)]}{2 + \exp[-\beta(A - \pi_C)] + \exp[-\beta(A - \pi_D)]}. \quad (13)$$

Under weak selection, we get

$$x^* \approx \frac{1}{2} + \frac{1}{8}\beta(\pi_C - \pi_D) \quad (14)$$

<sup>1</sup> that yields

$$x^* \approx \frac{1}{2} - \frac{1}{8}\beta\rho \quad (15)$$

---


$$\begin{aligned} & \text{}^1 x^* = \frac{q_{D \rightarrow C}}{q_{D \rightarrow C} + q_{C \rightarrow D}} \approx \frac{q_{D \rightarrow C}}{q_{D \rightarrow C} + q_{C \rightarrow D}} \Big|_{\beta=0} + \frac{\partial}{\partial \beta} \left( \frac{q_{D \rightarrow C}}{q_{D \rightarrow C} + q_{C \rightarrow D}} \right) \Big|_{\beta=0} \beta \\ & = \frac{1 + e^{-\beta(A - \pi_C)}}{2 + e^{-\beta(A - \pi_C)} + e^{-\beta(A - \pi_D)}} \Big|_{\beta=0} + \frac{\partial}{\partial \beta} \left( \frac{1 + e^{-\beta(A - \pi_C)}}{2 + e^{-\beta(A - \pi_C)} + e^{-\beta(A - \pi_D)}} \right) \Big|_{\beta=0} \beta \\ & = \frac{1 + e^0}{2 + e^0 + e^0} + \left( \frac{-(A - \pi_C)e^{-\beta(A - \pi_C)}}{2 + e^{-\beta(A - \pi_C)} + e^{-\beta(A - \pi_D)}} - \frac{[1 + e^{-\beta(A - \pi_C)}][-(A - \pi_C)e^{-\beta(A - \pi_C)} - (A - \pi_D)e^{-\beta(A - \pi_D)}]}{[2 + e^{-\beta(A - \pi_C)} + e^{-\beta(A - \pi_D)}]^2} \right) \Big|_{\beta=0} \beta \\ & = \frac{1+1}{2+1+1} + \left( \frac{-(A - \pi_C)e^0}{2 + e^0 + e^0} - \frac{[1 + e^0][-(A - \pi_C)e^0 - (A - \pi_D)e^0]}{[2 + e^0 + e^0]^2} \right) \beta = \frac{2}{4} + \left( \frac{-(A - \pi_C)}{4} - \frac{2[-(A - \pi_C) - (A - \pi_D)]}{4^2} \right) \beta = \frac{1}{2} + \\ & \left( \frac{-A + \pi_C}{4} + \frac{A - \pi_C + A - \pi_D}{8} \right) \beta = \frac{1}{2} + \left( \frac{-2A + 2\pi_C}{8} + \frac{A - \pi_C + A - \pi_D}{8} \right) \beta = \frac{1}{2} + \left( \frac{\pi_C - \pi_D}{8} \right) \beta = \frac{1}{2} + \frac{1}{8}\beta(\pi_C - \pi_D). \end{aligned}$$

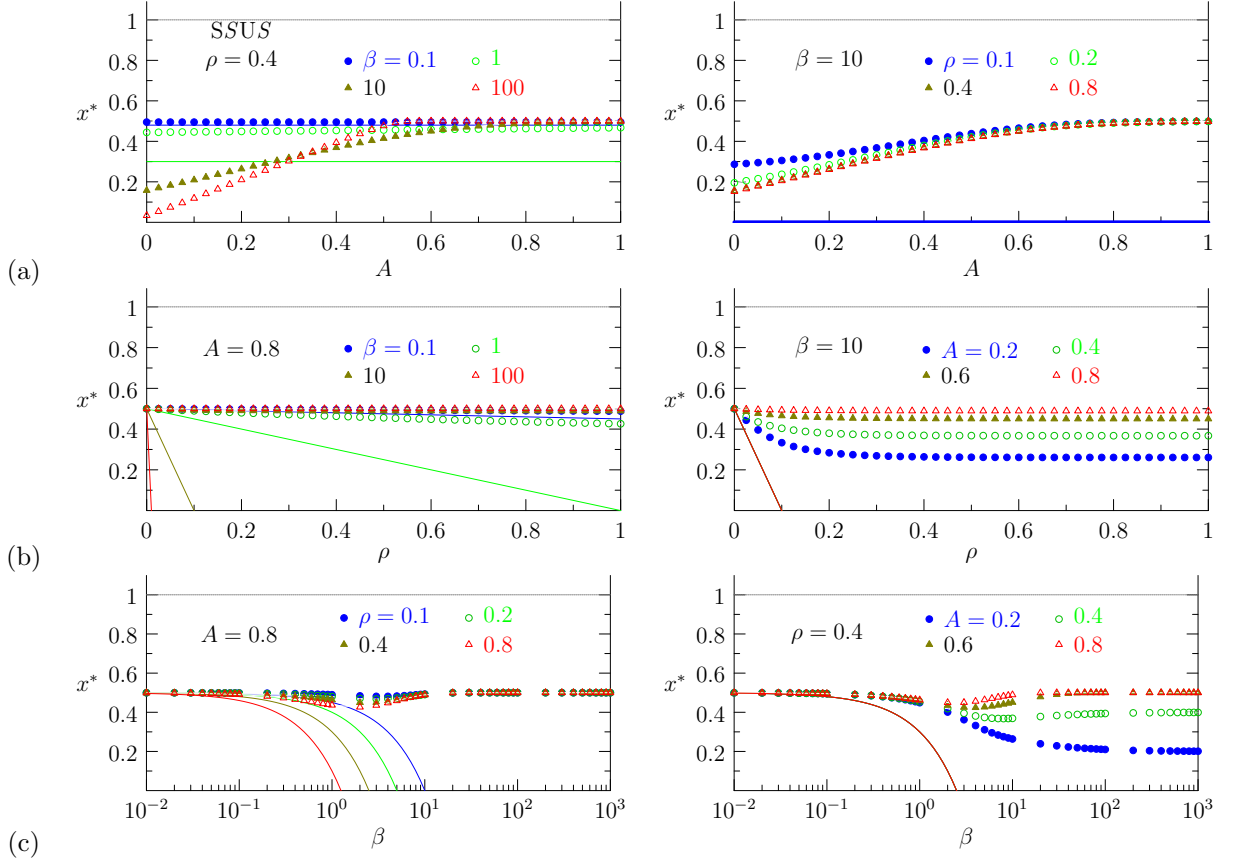


Figure 1: The equilibrium  $x^*$  of SSUS vs. aspiration level  $A$ , cost  $\rho$ , and selection strength  $\beta$ . The circles and triangles indicate the equilibrium obtained by numerically solving Eq. 13. The solid lines indicates the analytical approximation of  $x^*$  by Eq. 15, which works well only for weak selection.

<sup>2</sup> which is subject to the constraint  $0 \leq x^* \leq 1$ . The aspiration level  $A$  has no impact on  $x^*$  that decreases with  $\beta$  and  $\rho$ . The condition for cooperation to be more abundant than defection  $x^* > \frac{1}{2}$  is

$$\rho < 0. \quad (16)$$

<sup>3</sup> However, the condition cannot be met since  $0 < \rho < 1$  for PD games. Thus, cooperation cannot be more abundant than defection under SSUS. Only  $x^* < 1/2$  holds. See Fig. 1. Note that the analytical approximation of  $x^*$  (Eq. 15) works well for weak selection  $\beta$ , but not so for strong selection.

<sup>2</sup>  $x^* \approx \frac{1}{2} + \frac{1}{8}\beta(\pi_C - \pi_D) = \frac{1}{2} + \frac{1}{8}\beta([x - \rho] - [x]) = \frac{1}{2} + \frac{1}{8}\beta(-\rho) = \frac{1}{2} - \frac{1}{8}\beta\rho$ .

<sup>3</sup>  $x^* > \frac{1}{2} \iff \frac{1}{2} - \frac{1}{8}\beta\rho > \frac{1}{2} \iff \beta\rho < 0 \iff \rho < 0$  since  $\beta > 0$ .

## 5.2 $x^*$ of SDUC

Under the SDUC rule, at equilibrium, we have

$$x^* = \frac{1 + \exp[-\beta(\pi_C - A)]}{2 + \exp[-\beta(\pi_C - A)] + \exp[-\beta(A - \pi_D)]}. \quad (17)$$

The weak selection approximation of  $x^*$  is given by

$$x^* \approx \frac{1}{2} - \left( \frac{\pi_C + \pi_D - 2A}{8} \right) \beta \quad (18)$$

<sup>4</sup> that yields

$$x^* \approx \frac{2 + (A + \rho/2)\beta}{4 + \beta}. \quad (19)$$

<sup>5</sup> Note that the equilibrium frequency  $x^*$  of SDUC (Eq. 19) behaves in manners qualitatively different from that of SSUS (Eq. 15). Firstly,  $x^*$  increases with  $A$  under SDUC whereas it does not depend on  $A$  at all under SSUS. Secondly,  $x^*$  increases with  $\rho$  under SDUC whereas it decreases under SSUS. Thirdly, as  $\beta$  increases,  $x^*$  strictly increases, decreases or is constant under SDUC whereas it only decreases under SSUS. <sup>6</sup> We get cooperation more abundant  $x^* > 1/2$  if the following condition is met

$$A > \frac{1 - \rho}{2} \quad (20)$$

<sup>7</sup> that is feasible. In other words, cooperation can be more abundant than defection under SDUC. The higher  $A$  or  $\rho$ , the easier for cooperation to be more abundant. Even the full cooperation  $x^* = 1$  is feasible if both of the following conditions are met

$$A > \frac{2 - \rho}{2}, \quad (21)$$

$$\beta \geq \frac{4}{(\rho + 2A - 2)}. \quad (22)$$

---


$$\begin{aligned} \text{}^4 x^* &= \frac{q_{D \rightarrow C}}{q_{D \rightarrow C} + q_{C \rightarrow D}} \approx \frac{q_{D \rightarrow C}}{q_{D \rightarrow C} + q_{C \rightarrow D}} \Big|_{\beta=0} + \frac{\partial}{\partial \beta} \left( \frac{q_{D \rightarrow C}}{q_{D \rightarrow C} + q_{C \rightarrow D}} \right) \Big|_{\beta=0} \beta \\ &= \frac{1 + e^{-\beta(\pi_C - A)}}{2 + e^{-\beta(\pi_C - A)} + e^{-\beta(A - \pi_D)}} \Big|_{\beta=0} + \frac{\partial}{\partial \beta} \left( \frac{1 + e^{-\beta(\pi_C - A)}}{2 + e^{-\beta(\pi_C - A)} + e^{-\beta(A - \pi_D)}} \right) \Big|_{\beta=0} \beta \\ &= \frac{1 + e^0}{2 + e^0 + e^0} + \left( \frac{-\frac{(\pi_C - A)e^{-\beta(\pi_C - A)}}{2 + e^{-\beta(\pi_C - A)} + e^{-\beta(A - \pi_D)}}}{\left[ \frac{1 + e^{-\beta(\pi_C - A)}}{2 + e^{-\beta(\pi_C - A)} + e^{-\beta(A - \pi_D)}} \right]^2} - \frac{[-(\pi_C - A)e^{-\beta(\pi_C - A)} - (A - \pi_D)e^{-\beta(A - \pi_D)}]}{\left[ 2 + e^{-\beta(\pi_C - A)} + e^{-\beta(A - \pi_D)} \right]^2} \right) \Big|_{\beta=0} \beta \\ &= \frac{1 + 1}{2 + 1 + 1} + \left( \frac{-(\pi_C - A) \cdot 1}{2 + 1 + 1} - \frac{[1 + 1][-(\pi_C - A) \cdot 1 - (A - \pi_D) \cdot 1]}{(2 + 1 + 1)^2} \right) \beta = \frac{2}{4} - \left( \frac{\pi_C - A}{4} + \frac{2[-(\pi_C - A) - (A - \pi_D)]}{4^2} \right) \beta = \frac{1}{2} - \left( \frac{\pi_C - A}{4} + \frac{-\pi_C + A - A + \pi_D}{8} \right) \beta = \frac{1}{2} - \left( \frac{\pi_C - A}{4} + \frac{-\pi_C + \pi_D}{8} \right) \beta = \frac{1}{2} - \left( \frac{2\pi_C - 2A}{8} + \frac{-\pi_C + \pi_D}{8} \right) \beta = \frac{1}{2} - \left( \frac{\pi_C + \pi_D - 2A}{8} \right) \beta. \end{aligned}$$

$$\text{}^5 x = \frac{1}{2} - \left( \frac{\pi_C + \pi_D - 2A}{8} \right) \beta = \frac{1}{2} - \frac{[x - \rho] + [x] - 2A}{8} \beta = \frac{1}{2} - \frac{2x - \rho - 2A}{8} \beta = \frac{1}{2} - \frac{2x}{8} \beta + \frac{\rho + 2A}{8} \beta = \frac{1}{2} - \frac{x}{4} \beta + \frac{\rho + 2A}{8} \beta$$

$$\iff \left( 1 + \frac{\beta}{4} \right) x = \frac{1}{2} + \frac{\rho + 2A}{8} \beta \iff \frac{4 + \beta}{4} x = \frac{4 + (\rho + 2A)\beta}{8} \iff x = \frac{4}{4 + \beta} \frac{4 + (\rho + 2A)\beta}{8} = \frac{4 + (2A + \rho)\beta}{2(4 + \beta)} = \frac{2 + (A + \rho/2)\beta}{4 + \beta}.$$

<sup>6</sup> We have  $\frac{\partial x^*}{\partial \beta} = \frac{\partial}{\partial \beta} \left( \frac{4 + (\rho + 2A)\beta}{2(4 + \beta)} \right) = \frac{\rho + 2A}{2(4 + \beta)} - \frac{[4 + (\rho + 2A)\beta]2}{[2(4 + \beta)]^2} = \frac{\rho + 2A}{2(4 + \beta)} - \frac{[4 + (\rho + 2A)\beta]}{2(4 + \beta)^2} = \frac{(\rho + 2A)(4 + \beta) - [4 + (\rho + 2A)\beta]}{2(4 + \beta)^2} = \frac{4(\rho + 2A) + (\rho + 2A)\beta - [4 + (\rho + 2A)\beta]}{2(4 + \beta)^2} = \frac{4(\rho + 2A) - 4}{2(4 + \beta)^2} = \frac{4[\rho + 2A - 1]}{2(4 + \beta)^2} = \frac{4}{(\beta + 4)^2} \left( A - \frac{1 - \rho}{2} \right)$ . Then we get  $\frac{\partial x^*}{\partial \beta} > 0$  for  $A > \frac{1}{2}(1 - \rho)$ ,  $\frac{\partial x^*}{\partial \beta} < 0$  for  $A < \frac{1}{2}(1 - \rho)$ , and  $\frac{\partial x^*}{\partial \beta} = 0$  for  $A = \frac{1}{2}(1 - \rho)$ .

<sup>7</sup>  $x^* = \frac{4 + (\rho + 2A)\beta}{2(4 + \beta)} > \frac{1}{2} \iff 4 + (\rho + 2A)\beta > 4 + \beta \iff (\rho + 2A)\beta > \beta \iff \rho + 2A > 1 \iff 2A > 1 - \rho \iff A > \frac{1}{2}(1 - \rho)$ .

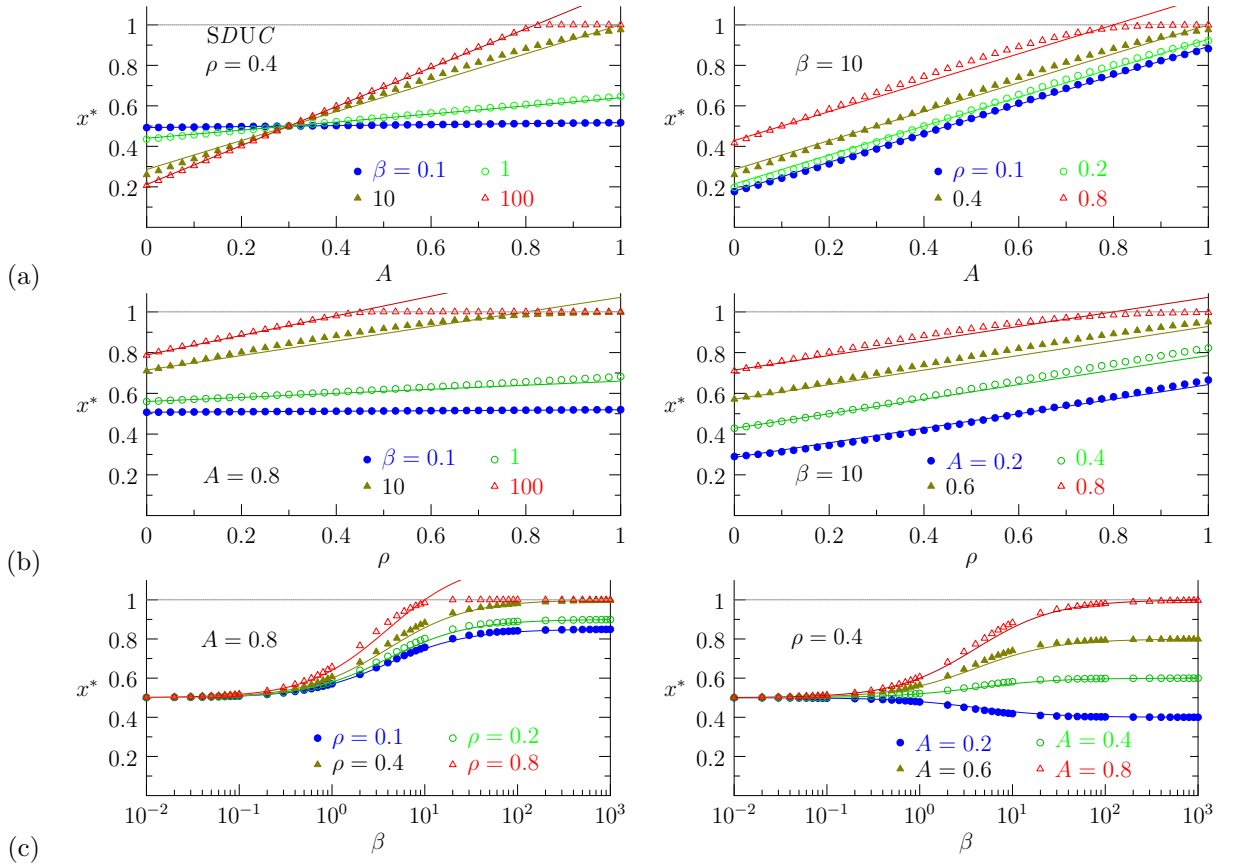


Figure 2: The equilibrium frequency  $x^*$  of SDUC vs. aspiration level  $A$ , cost  $\rho$ , and selection strength  $\beta$ . The circles and triangles indicate the equilibrium obtained by numerically solving Eq. 17. The solid lines indicates the analytical approximation of the equilibrium by  $x^* \approx [2 + (A + \rho/2)\beta] / (4 + \beta)$  (Eq. 19), which works well even for strong selection  $\beta \gg 1$ . Where  $x^* \approx [2 + (A + \rho/2)\beta] / (4 + \beta) > 1$ , it just needs to be capped at  $x^* = 1$  since  $x^*$  is subject to  $0 \geq x^* \geq 1$ .

<sup>8 9</sup> The higher  $A$ ,  $\rho$  or  $\beta$ , the easier the full cooperation occurs. This contrasts with SSUS that only allows  $x^* < \frac{1}{2}$ . See Fig. 2. Note that the analytical approximation of  $x^*$  (Eq. 19) works well even for strong selection  $\beta \gg 1$  under SDUC, unlike that of SUSS.

## 6 Finite Populations

The deterministic evolutionary dynamics led by aspiration assumes an infinite population. For a finite population, we have stochastic evolutionary dynamics. We present the stochastic dynamics

<sup>8</sup> The condition for  $x^* \geq 1$  is  $x^* = \frac{4 + (\rho + 2A)\beta}{2(4 + \beta)} \geq 1 \iff 4 + (\rho + 2A)\beta \geq 2(4 + \beta) \iff 4 + (\rho + 2A)\beta \geq 8 + 2\beta \iff (\rho + 2A - 2)\beta \geq 4 \implies \rho + 2A - 2 > 0$  and  $\beta \geq \frac{4}{\rho + 2A - 2}$  (since  $\beta > 0$ ).

Since  $x^*$  is subject to  $0 \leq x^* \leq 1$ , the condition for  $x^* \geq 1$  is taken as that for  $x^* = 1$ .

<sup>9</sup>  $\rho + 2A - 2 > 0 \iff 2A > 2 - \rho \iff A > \frac{2 - \rho}{2}$ .



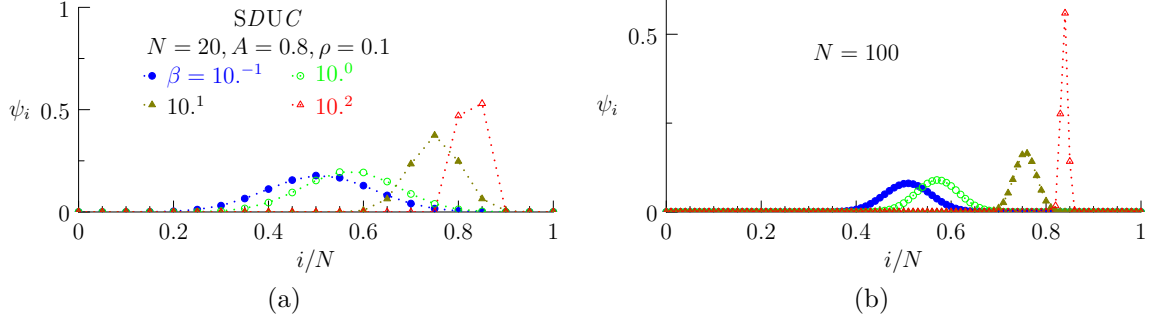


Figure 3: Stationary distributions  $\psi_i$  under SDUC.  $A = 0.8, \rho = 0.1$ .

of SDUC and compare it with that of SSUS. The micro-process at the individual level is modelled as follows; in each time step, an individual is chosen at random, who obtains its payoff in the donation game and switches its strategy with probability  $q_{C \rightarrow D}$  or  $q_{D \rightarrow C}$ . For a finite population of size  $N$ , the state of the population can be specified with the abundance or number of cooperators  $i$ . The stochastic dynamics of the finite system can be modelled as a Markov chain of a one-dimensional birth-death process in discrete time. In each time step, the number of cooperators  $i$  increases by one with probability  $T_i^+$  (as a defector switches to be a cooperator), decreases by one with probability  $T_i^-$  (as a cooperator switches to be a defector), or does not change with probability  $T_i^0$ . Only these three events are possible in each time step, i.e. all other transitions have zero probability. The transition probabilities of the Markov chain are given by

$$T_i^+ = \frac{N-i}{N} q_{D \rightarrow C}, \quad (23)$$

$$T_i^- = \frac{i}{N} q_{C \rightarrow D}, \quad (24)$$

$$T_i^0 = 1 - T_i^+ - T_i^-. \quad (25)$$

Let  $(\psi_0, \dots, \psi_j, \dots, \psi_N)$  denote the stationary distribution over the abundance or number of cooperators. In general, the stationary distribution of a Markov chain can be obtained as the eigenvector of the transition matrix with the largest eigenvalue. For an one-dimensional birth-death process [28, 29, 30], the stationary distribution is also given by

$$\psi_j = \begin{cases} \frac{1}{1 + \sum_{k=1}^N \frac{\prod_{i=1}^k T_{i-1}^+ / T_i^-}{1 + \sum_{k=1}^N \frac{\prod_{i=1}^k T_{i-1}^+ / T_i^-}} & : j = 0 \\ \frac{\prod_{i=1}^j T_{i-1}^+ / T_i^-}{1 + \sum_{k=1}^N \frac{\prod_{i=1}^k T_{i-1}^+ / T_i^-}} & : j > 0. \end{cases} \quad (26)$$

Note that for  $j > 0$ , we have

$$\psi_j = \psi_0 \prod_{i=1}^j T_{i-1}^+ / T_i^- = \psi_{j-1} T_{j-1}^+ / T_j^-. \quad (27)$$

See Fig. 3.

The mean abundance of cooperation is given by

$$\langle X \rangle = \sum_{j=0}^N \frac{j}{N} \psi_j. \quad (28)$$

Under weak selection  $0 < \beta \ll 1$ , the stationary distribution  $\psi_j$  can be approximated (to the first order) by

$$\psi_j \approx \psi_j|_{\beta=0} + \left. \frac{\partial \psi_j}{\partial \beta} \right|_{\beta=0} \beta. \quad (29)$$

### 6.1 $\langle X \rangle$ of SSUS

Under SSUS, a weak selection condition for cooperation to be more abundant than defection  $\langle X \rangle > \frac{1}{2}$  is given by

$$1 - \rho + (-\rho) > 1 + 0, \quad (30)$$

i.e. the sum of payoff entries for cooperation should be larger than that for defection. For the derivation of Eq. 30, see Ref. [17] where the condition for  $\langle X \rangle > \frac{1}{2}$  was analytically derived, but not  $\langle X \rangle$  itself. However, the condition of Eq. 30 is equivalent to  $\rho < 0$  that is the same as that of infinite populations (Eq. 16) and cannot be met. Under SSUS, cooperation cannot be more abundant than defection in finite populations nor infinite populations.

### 6.2 $\langle X \rangle$ of SDUC

Under SDUC, the transition probabilities are given by

$$T_i^+ = \frac{N-i}{N} \frac{1}{1 + e^{-\beta[A - \pi_D(i)]}}, \quad (31)$$

$$T_i^- = \frac{i}{N} \frac{1}{1 + e^{-\beta[\pi_C(i) - A]}}. \quad (32)$$

Under weak selection, we get an analytical approximation of the mean abundance by

$$\langle X \rangle \approx \frac{1}{2} + \frac{1}{8} (2A + \rho - 1) \beta. \quad (33)$$

See Appendix 8.1 for the derivation. The condition for cooperation to be more abundant than defection  $\langle X \rangle > 1/2$  is given by

$$A > \frac{1 - \rho}{2}. \quad (34)$$

<sup>10</sup> See Fig. 4. Note that the condition of finite populations (Eq. 34) is the same as that of infinite populations (Eq. 20). Under SDUC, cooperation can be more abundant than defection both in finite and infinite populations under the same condition.

### 6.3 Correspondence between Stochastic and Deterministic Dynamics

For infinite populations, the abundance of cooperation is captured by the equilibrium frequency  $x^*$  that can be analytically approximated and we straightforwardly derive the condition for  $x^* > 1/2$  from it. For finite populations, the abundance of cooperation is captured by the mean  $\langle X \rangle$

---

<sup>10</sup>  $\langle X \rangle > \frac{1}{2} \iff \frac{1}{2} + \frac{1}{8} (2A + \rho - 1) \beta > \frac{1}{2} \iff (2A + \rho - 1) \beta > 0 \iff 2A + \rho - 1 > 0$  (since  $\beta > 0$ )  $\iff A > \frac{1 - \rho}{2}$ .

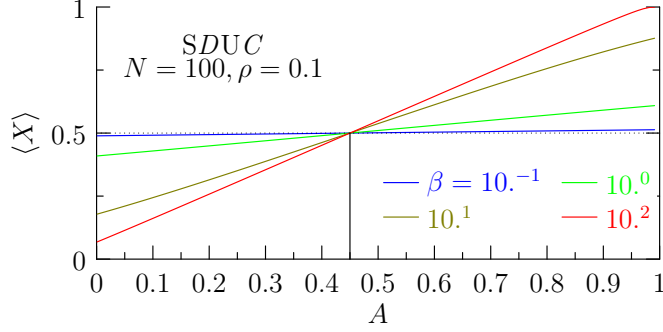


Figure 4: Mean abundance  $\langle X \rangle$  vs. aspiration level  $A$ .  $\langle X \rangle$  is computed numerically. The horizontal (dotted) line corresponds to  $\langle X \rangle = \frac{1}{2}$  and the vertical line,  $A = \frac{1-\rho}{2} = 0.45$  where  $\rho = 0.1$ . It clearly demonstrates the validity of Eq. 34 as the condition for  $\langle X \rangle > 1/2$ , which works well even for strong selection  $\beta = 10^2$ .

of the stationary distribution. Although the condition for  $\langle X \rangle > 1/2$  was analytically derived,  $\langle X \rangle$  itself was not so in the previous work [17][16]. The lack of an analytical representation of  $\langle X \rangle$  limits further understanding of the aspiration dynamics of finite populations. It also makes it difficult to link the stochastic dynamics of a finite population and the deterministic dynamics of an infinite population [16]. One could consider the latter as a limit case of the former as the population size increases to the infinity

In our work, we analytically approximate  $\langle X \rangle$  (Eq. 33) that not only yields the condition for  $\langle X \rangle > 1/2$  (Eq. 34) in a straightforward manner, but also provides further insights on the stochastic dynamics of SDUC in finite populations. According to Eq. 33, for instance,  $\langle X \rangle \approx 1/2 + (2A + \rho - 1)\beta/8$  increases with  $A$  and  $\rho$ . According to Eq. 19, this is qualitatively similar to  $x^* \approx [4 + (2A + \rho)\beta] / [2(4 + \beta)]$  in that the latter also increases with  $A$  and  $\rho$  in infinite populations. However, the analytical approximations Eq. 33 and 19 of  $\langle X \rangle$  and  $x^*$  do not match each other whereas numerically computed  $\langle X \rangle$  and  $x^*$  do so. One way to resolve this incompatibility between the analytical approximations would be to linearise Eq. 19 in  $\beta$  by

$$x^* \approx \frac{1}{2} + \frac{1}{8} (2A + \rho - 1) \beta. \quad (35)$$

<sup>11</sup> Then we get

$$\langle X \rangle \approx x^* \approx \frac{1}{2} + \frac{1}{8} (2A + \rho - 1) \beta \quad (36)$$

and we analytically establish a quantitative correspondence between the dynamics of finite and infinite populations. However, the correspondence is achieved at a cost of approximation accuracy of Eq. 36, which works well only for weak selection. See Fig. 5.

While keeping Eq. 19 that well approximates  $x^*$  even for strong selection as shown in Fig. 2, we provide a better alternative in analytically establishing the quantitative correspondence between

<sup>11</sup>  $x = \frac{4+(\rho+2A)\beta}{2(4+\beta)}$  can be further approximated as a linear function of  $\beta$ .  
 $x = \frac{4+(\rho+2A)\beta}{2(4+\beta)} \approx \frac{4+(\rho+2A)\beta}{2(4+\beta)} \Big|_{\beta=0} + \beta \frac{\partial}{\partial \beta} \left( \frac{4+(\rho+2A)\beta}{2(4+\beta)} \right) \Big|_{\beta=0} = \frac{4+(\rho+2A)\beta}{2(4+\beta)} \Big|_{\beta=0} + \beta \frac{4}{(\beta+4)^2} \left( A - \frac{1-\rho}{2} \right) \Big|_{\beta=0} = \frac{4+0}{2(4+0)} + \beta \frac{4}{(0+4)^2} \left( A - \frac{1-\rho}{2} \right) = \frac{1}{2} + \frac{\beta}{4} \left( A - \frac{1-\rho}{2} \right) = \frac{1}{2} + \frac{\beta}{4} \left( \frac{2A-1+\rho}{2} \right) = \frac{1}{2} + \frac{1}{8} (2A + \rho - 1) \beta$   
 where  $\frac{\partial}{\partial \beta} \left( \frac{4+(\rho+2A)\beta}{2(4+\beta)} \right) = \frac{4}{(\beta+4)^2} \left( A - \frac{1-\rho}{2} \right)$ .

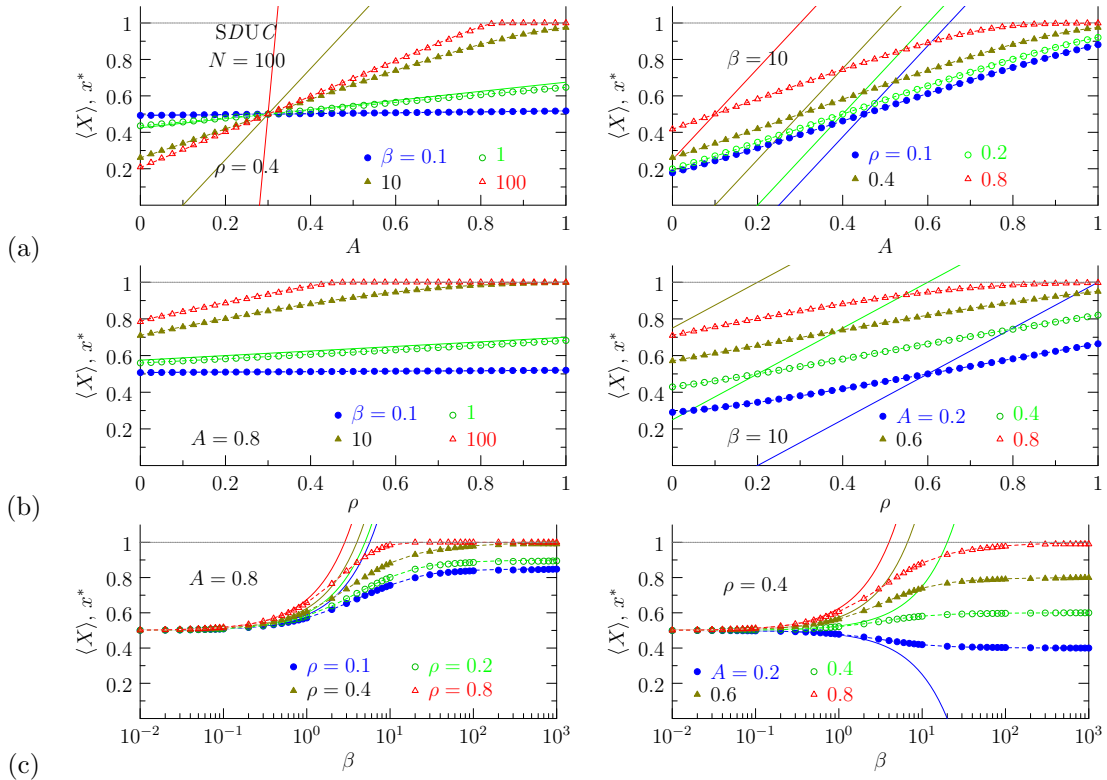


Figure 5: Mean abundance  $\langle X \rangle$  of SDUC vs. aspiration level  $A$ , cost  $\rho$ , and selection strength  $\beta$ . The population size is  $N = 100$ . The circles and triangles indicate  $\langle X \rangle$  numerically obtained. The dashed curves represents the equilibrium frequency  $x^*$  in an infinite population, which is obtained by numerically solving Eq. 17 as in Fig. 2.  $\langle X \rangle$  and  $x^*$  numerically well matches each other. The solid curves represent the analytical approximations by Eq. 36, which only work well for weak selection  $\beta$ .

the dynamics of finite and infinite populations. Rather than the mean  $\langle X \rangle$ , we capture the abundance of cooperation by the mode of the stationary distribution, i.e. the number (of cooperators) that occurs most frequently where the distribution peaks. Our approximation  $i^*$  of the mode satisfies

$$T_{i^*-1}^+ / T_{i^*}^- = 1, \quad (37)$$

which yields

$$\frac{i^*}{N+1} = \frac{1 + e^{-\beta[\pi_C(i^*)-A]}}{2 + e^{-\beta[\pi_C(i^*)-A]} + e^{-\beta[A-\pi_D(i^*-1)]}} \quad (38)$$

For the derivation of Eq. 37 and 38, see Appendix 8.2. Eq. 38 is a finite analogue of Eq. 17. Note that  $i^*$  is a real number approximation of the (integer) mode  $[i^*]$ , the most frequent number of cooperators in a finite population where  $[i^*]$  denotes the largest integer that is less than or equal to  $i^*$ . In slight abuse of notation, we will write  $i^*$  in place of  $[i^*]$ . What we are interested in is the (normalised) mode  $[i^*]/N$  that is well approximated by  $i^*/N$  since  $i^*/N - [i^*]/N < 1/N$  is negligible for a large  $N$ . From Eq. 38 under weak selection, we get

$$\frac{i^*}{N+1} \approx \frac{1}{2} - \frac{1}{8} [\pi_C(i^*) + \pi_D(i^* - 1) - 2A] \beta \quad (39)$$

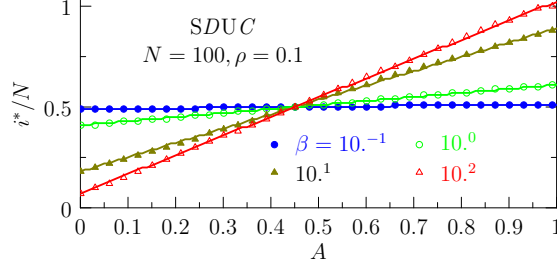


Figure 6: Mode  $i^*/N$  of SDUC vs. aspiration level  $A$ . The circles and triangles denote the mode numerically obtained by locating the peak of the discrete distribution  $\psi_i$ . The solid curves represent the analytical approximation of the mode by Eq. 40. The analytical approximation well fits the ground truth even for strong selection  $\beta = 10^2$ .

<sup>12</sup> that yields

$$\frac{i^*}{N+1} \approx \frac{N-1}{4(N-1) + (N+1)\beta} \left[ 2 + \left( A + \frac{\rho}{2} + \frac{1}{N-1} \right) \beta \right]. \quad (40)$$

<sup>13</sup>

Note that Eq. 39 and 40 are finite analogues of Eq. 18 and 19, respectively. See Fig. 6. For a large population size  $N$ , Eq. 40 is simplified by

$$\frac{i^*}{N} \approx \frac{2 + (A + \rho/2)\beta}{4 + \beta}. \quad (41)$$

<sup>14</sup> From Eq. 41 and 19, we have

$$\frac{i^*}{N} \approx x^* \approx \frac{2 + (A + \rho/2)\beta}{4 + \beta}. \quad (42)$$

Using the analytical approximation of a high accuracy, we are able to link the dynamics of finite populations to that of infinite populations where the mode (of a stationary distribution) of the stochastic dynamics corresponds to the equilibrium frequency of the deterministic dynamics. See Fig. 7.

$$\begin{aligned} & \overset{12}{\frac{i}{N+1}} = \frac{1+e^{-\beta[\pi_C(i)-A]}}{2+e^{-\beta[\pi_C(i)-A]}+e^{-\beta[A-\pi_D(i-1)]}} \\ & \approx \frac{1+e^{-\beta[\pi_C(i)-A]}}{2+e^{-\beta[\pi_C(i)-A]}+e^{-\beta[A-\pi_D(i-1)]}} \Big|_{\beta=0} + \frac{\partial}{\partial \beta} \left( \frac{1+e^{-\beta[\pi_C(i)-A]}}{2+e^{-\beta[\pi_C(i)-A]}+e^{-\beta[A-\pi_D(i-1)]}} \right) \Big|_{\beta=0} \beta \\ & = \frac{1}{2} - \frac{1}{8} (\pi_C(i) + \pi_D(i-1) - 2A) \beta. \\ & \overset{13}{\text{RHS}} = \frac{1}{2} - \frac{1}{8} (\pi_C(i) + \pi_D(i-1) - 2A) \beta = \frac{1}{2} - \frac{1}{8} \left( \frac{2(i-1)}{N-1} - \rho - 2A \right) \beta = \frac{1}{2} + \frac{1}{4} \left( -\frac{(i-1)}{N-1} + \frac{\rho}{2} + A \right) \beta. \\ & \frac{i}{N+1} = \frac{1}{2} + \frac{1}{4} \left( A - \frac{i-1}{N-1} + \frac{\rho}{2} \right) \beta \iff \frac{i}{N+1} + \frac{1}{4} \frac{\beta i}{N-1} = \frac{1}{2} + \frac{1}{4} \left( A + \frac{\rho}{2} + \frac{1}{N-1} \right) \beta \iff \frac{4(N-1)+(N+1)\beta}{4(N+1)(N-1)} i = \\ & \frac{1}{2} + \frac{1}{4} \left( A + \frac{\rho}{2} + \frac{1}{N-1} \right) \beta \iff i = \left( \frac{4(N-1)+(N+1)\beta}{4(N+1)(N-1)} \right)^{-1} \left[ \frac{1}{2} + \frac{1}{4} \left( A - \frac{1}{N-1} + \frac{\rho}{2} \right) \beta \right] \iff i = \\ & \frac{4(N+1)(N-1)}{4(N-1)+(N+1)\beta} \left[ \frac{1}{2} + \frac{1}{4} \left( A + \frac{1}{N-1} + \frac{\rho}{2} \right) \beta \right] \iff i = \frac{(N+1)(N-1)}{4(N-1)+(N+1)\beta} \left[ 2 + \left( A - \frac{1}{N-1} + \frac{\rho}{2} \right) \beta \right] \iff \frac{i}{N+1} = \\ & \frac{N-1}{4(N-1)+(N+1)\beta} \left[ 2 + \left( A + \frac{\rho}{2} + \frac{1}{N-1} \right) \beta \right]. \\ & \overset{14}{\text{For a large } N,} \frac{i^*}{N+1} \approx \frac{N-1}{4(N-1)+(N+1)\beta} \left( 2 + \left[ A + \frac{\rho}{2} + \frac{1}{N-1} \right] \beta \right) \longrightarrow \frac{i^*}{N} \approx \frac{1}{4+\beta} \left( 2 + \left[ A + \frac{\rho}{2} \right] \beta \right) = \\ & \frac{2+(A+\frac{\rho}{2})\beta}{4+\beta}. \end{aligned}$$

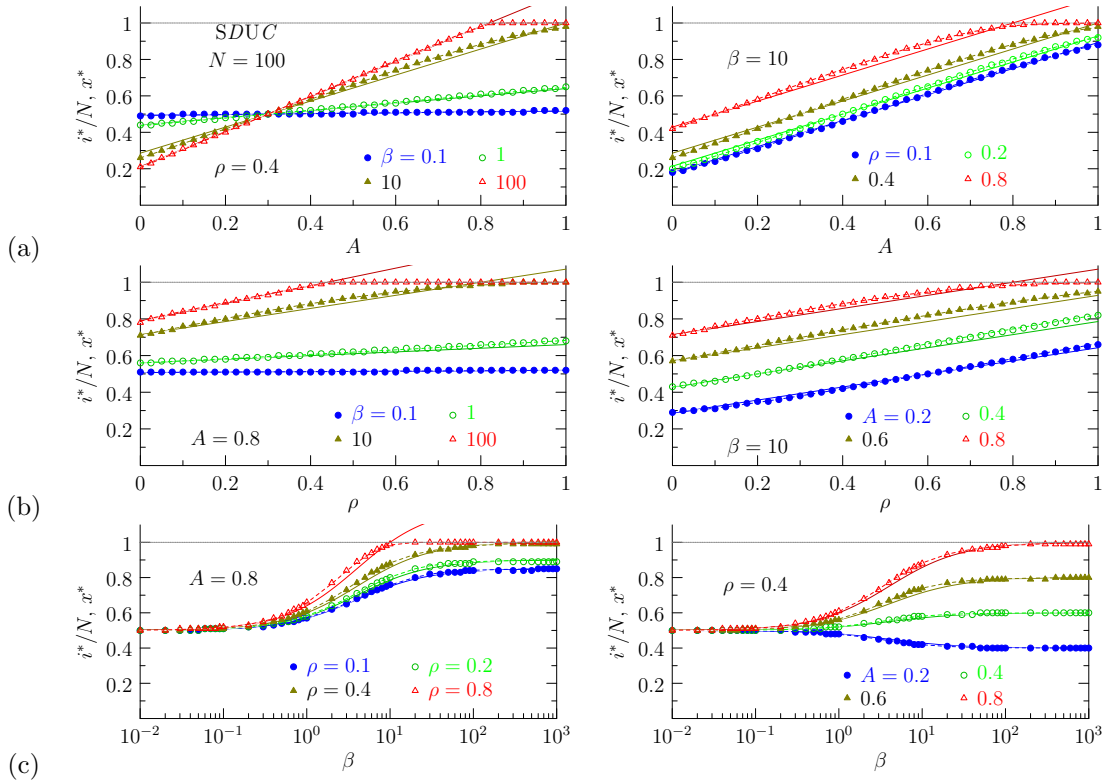


Figure 7: Mode  $i^*/N$  of SDUC vs. aspiration level  $A$ , cost  $\rho$  and selection strength  $\beta$ . The population size is  $N = 100$ . The circles and triangles indicate  $i^*/N$  numerically obtained. The dashed curves represent the equilibrium frequency  $x^*$  in an infinite population, which is obtained by numerically solving Eq. 17 as in Fig. 2.  $i^*/N$  and  $x^*$  well matches each other. The solid curves represent the analytical approximations by Eq. 42, which work well even for strong selection  $\beta$ .

## 6.4 Analytical Approximations of Stationary Distributions

The mean and the mode would have a less predictive meaning if the deviation of the stationary distribution is relatively large [31]. To estimate the deviation, under weak selection, we analytically approximate the stationary distribution by

$$\psi_i/\psi_0 \propto \exp\left[-\frac{(i-\mu)^2}{2\sigma^2}\right] \quad (43)$$

where

$$\mu = \frac{N(N-1)}{4(N-1) + N\beta} \left(2 + \left[A + \frac{\rho}{2} + \frac{1}{2(N-1)}\right]\beta\right), \quad (44)$$

$$\sigma^2 = \frac{N(N-1)}{4(N-1) + N\beta}. \quad (45)$$

For the derivation of Eq. 43, see Appendix 8.3. The stationary distribution  $\psi_i$  is approximated by a normal distribution  $\mathcal{N}_{\mu,\sigma}(i)$  of mean  $\mu$  and standard deviation  $\sigma$ . Note that the mean  $\mu$  of

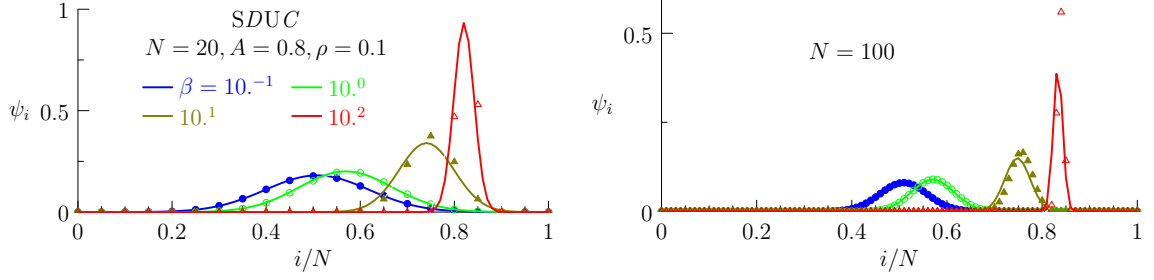


Figure 8: The stationary distributions  $\psi_i$  are well approximated by the normal distributions  $\mathcal{N}_{\mu,\sigma}(i)$ . The circles and triangles indicate  $\psi_i$  that is numerically obtained. The solid curves indicate the normal distributions  $\mathcal{N}_{\mu,\sigma}(i)$ .

the normal distribution well approximates the mode  $i^*$  of the stationary distribution (Eq. 40). See Fig. 8. For a large  $N$ , Eq. 44 and 45 are simplified by

$$\frac{\mu}{N} \approx \frac{2 + (A + \rho/2\beta)}{4 + \beta}, \quad (46)$$

$$\frac{\sigma}{N} \approx \frac{1}{\sqrt{N(4 + \beta)}}. \quad (47)$$

<sup>15</sup> <sup>16</sup> Eq. 46 of  $\mu/N$  well matches Eq. 42 of  $i^*/N$  and  $x^*$ . Because the standard deviation is relatively small for a large  $N$ , the mean and the mode of the distribution have a predictive meaning. As the population size  $N \rightarrow \infty$ , especially, the (normalised) standard deviation  $\sigma/N$  vanishes with  $1/\sqrt{N}$  and the distribution thus converges to a delta function that peaks at  $x^*$  where stochastic fluctuations are suppressed. See Fig. 9 and 10. In contrast to the previous work [16][17], we analytically show the link between the stochastic aspiration dynamics of a finite population and the deterministic dynamics of an infinite population, the latter of which is taken as a limit case of the former as the population size increases to the infinity.

## 7 Summary and Discussion

The imitation-based strategy updates have been widely used to study the evolution of cooperation in social dilemmas. However, the results of the recent behavioural experiments question the applicability of the imitation dynamics and it is thus well worth considering alternatives such as aspiration dynamics. In PD games, the conventional aspiration dynamics yields the coexistence of cooperation and defection at equilibrium in an infinite population and a non-trivial stationary distribution in a finite population. In contrast, the imitation dynamics yields the extinction of cooperation in a well-mixed infinite population and fixation in a finite population. In spite

$$\begin{aligned} \mu &= \frac{N(N-1)}{4(N-1)+N\beta} \left( 2 + \left[ A + \frac{\rho}{2} + \frac{1}{2(N-1)} \right] \beta \right) \implies \frac{\mu}{N} = \frac{(N-1)}{4(N-1)+N\beta} \left( 2 + \left[ A + \frac{\rho}{2} + \frac{1}{2(N-1)} \right] \beta \right) \implies \\ \frac{\mu}{N} &= \frac{1}{4+N/(N-1)\beta} \left( 2 + \left[ A + \frac{\rho}{2} + \frac{1}{2(N-1)} \right] \beta \right) \implies \frac{\mu}{N} \rightarrow \frac{1}{4+1/\beta} \left( 2 + \left[ A + \frac{\rho}{2} + 0 \right] \beta \right) \text{ as } N \rightarrow \infty \implies \frac{\mu}{N} \rightarrow \\ &\frac{1}{4+\beta} \left( 2 + \left[ A + \frac{\rho}{2} \right] \beta \right) \text{ as } N \rightarrow \infty \implies \frac{\mu}{N} \rightarrow \frac{2+(A+\frac{\rho}{2})\beta}{4+\beta} \text{ as } N \rightarrow \infty. \\ \sigma^2 &= \frac{N(N-1)}{4(N-1)+N\beta} \implies \frac{\sigma^2}{N^2} = \frac{1}{N^2} \frac{N(N-1)}{4(N-1)+N\beta} = \frac{1}{N(4+\frac{N-1}{N}\beta)} \implies \frac{\sigma^2}{N^2} \rightarrow \frac{1}{N(4+\beta)} \text{ as } N \rightarrow \infty \\ \implies \frac{\sigma}{N} &\rightarrow \frac{1}{\sqrt{N(4+\beta)}} \text{ as } N \rightarrow \infty. \end{aligned}$$

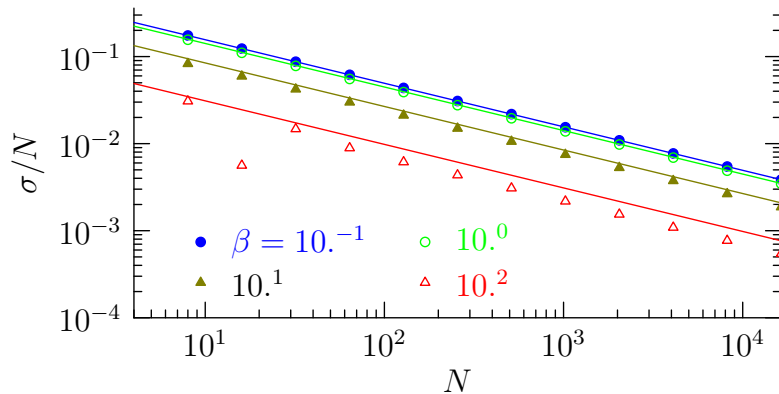


Figure 9: Normalised standard deviation  $\sigma/N$  vs. population size  $N$ . The solid curves denote analytical approximation of the deviation (Eq. 45). The circles and the triangles denote the deviation numerically computed. The deviation decreases as the population size increases.

of these differences, however, the conventional aspiration dynamics and the imitation dynamics share the same ‘favoured’ strategy of defection in PD games in that cooperation is less abundant than defection.

The details of the update rules can have significant impacts on the evolutionary outcomes and numerous variations in imitation dynamics have been studied such as birth-death, death-birth, Moran process, pairwise comparison, imitate-the-best, etc. To our knowledge, however, there exist few variations in aspiration dynamics. There are additional reasons to seek alternative mechanisms of strategy updates in aspiration dynamics. Although aspiration-led strategy updates are often observed in studies of both animal and human behavioural ecology, not all of them comply with the conventional aspiration-led update by SSUS. Being conditioned on the current strategy as well as the payoff-aspiration difference, SSUS yields a different strategy depending on the current strategy. When the aspiration level is met, for instance, some individuals (continue to) cooperate while others defect according to SSUS. In animal behaviour, however, a strategy update is often conditioned on only the payoff-aspiration difference, but not the current strategy. In the risk-sensitive behaviour of animals, for example, animals take a risk-avoiding behaviour when an aspiration level is met, and a risky behaviour when it is not met [32][33]. SSUS is a kind of reinforcement learning that assumes humans to do less or abandon the strategy diminishing in value and switch to the other strategy potentially more rewarding. However, humans sometimes show an opposing tendency, trying harder at what they have been doing rather than less [34][35][36]. In the context of aspiration-led strategy updates, this implies that individuals do not necessarily switch the current strategy even if the aspiration is not met, contrary to SSUS.

With these motivations behind, we search the whole space of strategy update rules led by aspiration to derive a new rule that meets the desirable properties. Previously, a space of conditional cooperative strategies was searched to derive desirable strategies in imitation dynamics [37]. Rather than a space of strategies in imitation dynamics, we search a space of strategy update mechanisms in aspiration dynamics and introduce SDUC as an alternative to SSUS. Depending on the payoff-aspiration difference, SDUC specifies which strategy to ‘take’ while SSUS specifies whether to ‘switch’ the current strategy. SDUC seems psychologically intuitive in that individuals opt for the costly pro-social action of cooperation only when they are in needs and opt against it, otherwise.



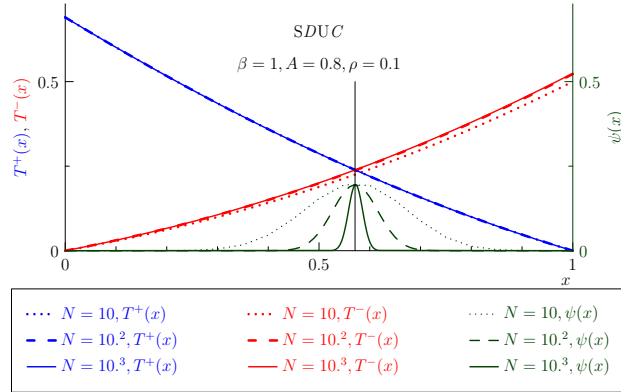


Figure 10: The transition probabilities and the stationary distribution over  $x = i/N$  where  $T^+(x) = T_i^+$ ,  $T^-(x) = T_i^-$  and  $\psi(x) = \psi_i$ . The vertical line indicates the location of the equilibrium  $x^*$  of the deterministic dynamics, which well matches the mode  $i^*/N$  of the stationary distributions as well as  $x$  such that  $T^+(x) = T^-(x)$ . For visual clarity, the graphs of distributions  $\psi(x)$  are scaled such that each of them has the same height at the mode.

For an infinite population, we get an analytical approximation of the abundance of cooperation at equilibrium for SSUS and SDUC, respectively. From the equilibrium abundance, we can straightforwardly derive the condition that yields cooperation more abundant than defection. SDUC is simpler than SSUS in that the strategy update of SDUC is conditioned on the payoff-aspiration difference but not on the current strategy whereas SSUS is conditioned on both. However, SDUC yields more variety in the evolutionary outcomes of PD games than SSUS does, the latter of which only yields cooperation to be less abundant. SDUC can yield cooperation more abundant than defection and vice versa. SDUC can even lead to the full cooperation.

For a finite population, the previous works analytically derived the condition for cooperation more abundant, but not the abundance of cooperation itself [17, 16]. The lack of the analytical representation of the abundance limits further understanding of the aspiration dynamics of finite populations and causes a difficulty in linking the dynamics between finite and infinite populations. In our work, we derive the analytical representations of the abundance of cooperation as well as the stationary distributions in finite populations for SDUC. From the analytical representations, we straightforwardly derive the condition for cooperation more abundant and link the stochastic dynamics of finite populations to the deterministic dynamics of infinite populations, the latter of which is considered as a limit case of the former as the population size increases to the infinity.

SSUS and SDUC also yield differences in terms of the relation between cooperation and cost. The abundance of cooperation under SSUS decreases with the cost of cooperation, which also corroborates the outcome of imitation-led evolutionary dynamics [38][39]. On the other hand, the abundance of cooperation under SDUC increases with the cost, which appears somewhat counter-intuitive. When more realistic ecological factors are taken into consideration, however, similar positive correlations between cooperation and cost occur due to the spatial self-organisation in imitation-led eco-evolutionary dynamics [40][41][42]. While the eco-evolutionary dynamics requires additional complexities such as a structured population, a non-constant population size and movements of individuals, SDUC yields the positive correlation in a minimal model that only assumes a well-mixed population of a constant size and does not require movements of

individuals.

We hope that the introduction of SDUC paves a way of searching further mechanisms of aspiration-led strategy updates. For instance, the space of possible update rules could be expanded by taking the cost of cooperation into account in addition to the aspiration level.

## 8 Appendix

### 8.1 Derivation of Eq. 34

We seek the condition that yields cooperation to be more abundant than defection  $\langle X \rangle > 1/2$  under weak selection  $0 < \beta \ll 1$ . According to Eq. 28 and 29, the mean abundance  $\langle X \rangle$  can be approximated by

$$\langle X \rangle = \sum_{j=0}^N \frac{j}{N} \psi_j \approx \sum_{j=0}^N \frac{j}{N} \left( \psi_j \Big|_{\beta=0} + \frac{\partial \psi_j}{\partial \beta} \Big|_{\beta=0} \beta \right). \quad (48)$$

The stationary distribution  $\psi_j$  is given by Eq. 26

$$\psi_j = \begin{cases} \frac{1}{1 + \sum_{k=1}^N \frac{\prod_{i=1}^k T_{i-1}^+ / T_i^-}{1 + \sum_{k=1}^N \frac{\prod_{i=1}^k T_{i-1}^+ / T_i^-}} & : j = 0 \\ \frac{\prod_{i=1}^j T_{i-1}^+ / T_i^-}{1 + \sum_{k=1}^N \frac{\prod_{i=1}^k T_{i-1}^+ / T_i^-}} & : j > 0. \end{cases}$$

We only consider  $\psi_j$  for  $j > 0$  since  $\frac{j}{N} \psi_j$  for  $j = 0$  has effectively no contribution to the mean abundance of cooperation  $\langle X \rangle = \sum_{j=0}^N \frac{j}{N} \psi_j = \sum_{j=1}^N \frac{j}{N} \psi_j$ .

Let us denote the distribution by  $\psi_j = \frac{\psi_{\mathcal{N},j}}{\psi_{\mathcal{D}}}$  where the nominator  $\psi_{\mathcal{N},j}$  and the denominator  $\psi_{\mathcal{D}}$  are given by

$$\psi_{\mathcal{N},j} = \prod_{i=1}^j T_{i-1}^+ / T_i^-, \quad (49)$$

$$\psi_{\mathcal{D}} = 1 + \sum_{k=1}^N \psi_{\mathcal{N},k}. \quad (50)$$

To derive the condition for  $\langle X \rangle > 1/2$  under weak selection, we need to compute

$$\psi_j \Big|_{\beta=0} = \frac{\psi_{\mathcal{N},j}}{\psi_{\mathcal{D}}} \Big|_{\beta=0}, \quad (51)$$

$$\frac{\partial \psi_j}{\partial \beta} \Big|_{\beta=0} = \frac{\psi'_{\mathcal{N},j} \psi_{\mathcal{D}} - \psi_{\mathcal{N},j} \psi'_{\mathcal{D}}}{(\psi_{\mathcal{D}})^2} \Big|_{\beta=0} \quad (52)$$

which are to be inserted into Eq. 48.

From Eq. 31 and 32,

$$T_i^+ = \frac{N-i}{N} \frac{1}{1 + e^{-\beta[A - \pi_D(i)]}},$$

$$T_i^- = \frac{i}{N} \frac{1}{1 + e^{-\beta[\pi_C(i) - A]}}.$$

We then have

$$T_i^+|_{\beta=0} = \frac{N-i}{2N}, \quad (53)$$

$$T_i^-|_{\beta=0} = \frac{i}{2N}, \quad (54)$$

$$(T_i^+)'|_{\beta=0} = \frac{N-i}{4N}[A - \pi_D(i)], \quad (55)$$

$$(T_i^-)'|_{\beta=0} = \frac{i}{4N}[\pi_C(i) - A], \quad (56)$$

<sup>17</sup> <sup>18</sup> <sup>19</sup> <sup>20</sup> where  $(T_i^+)' = \frac{\partial T_i^+}{\partial \beta}$  and  $(T_i^-)' = \frac{\partial T_i^-}{\partial \beta}$ . Inserting Eq. 53 and 54 into Eq. 49 and 50, we get

$$\psi_{\mathcal{N},j}|_{\beta=0} = C_N^j, \quad (57)$$

$$\psi_{\mathcal{D}}|_{\beta=0} = 2^N \quad (58)$$

<sup>21</sup>

<sup>22</sup> where  $C_N^j = \frac{N!}{j!(N-j)!}$  is a binomial coefficient.

We have

$$\psi'_{\mathcal{N},j}|_{\beta=0} = \sum_{i=1}^j \left[ \frac{(T_{i-1}^+)' T_i^- - T_{i-1}^+ (T_i^-)'}{(T_i^-)^2} \Pi_{k=1, k \neq i}^j \frac{T_{k-1}^+}{T_k^-} \right] \Big|_{\beta=0}, \quad (59)$$

$$\psi'_{\mathcal{D}}|_{\beta=0} = \sum_{j=1}^N \psi'_{\mathcal{N},j}|_{\beta=0}. \quad (60)$$

<sup>23</sup> <sup>24</sup>

- <sup>17</sup>  $T_i^+|_{\beta=0} = \frac{N-i}{N} \frac{1}{1+e^{-0 \times [A-\pi_D(i)]}} = \frac{N-i}{N} \frac{1}{1+1} = \frac{N-i}{2N}$ .
- <sup>18</sup>  $T_i^-|_{\beta=0} = \frac{i}{N} \frac{1}{1+e^{-0 \times [\pi_C(i)-A]}} = \frac{i}{N} \frac{1}{1+1} = \frac{i}{2N}$ .
- <sup>19</sup>  $(T_i^+)'|_{\beta=0} = \frac{\partial T_i^+}{\partial \beta} \Big|_{\beta=0} = \frac{\partial}{\partial \beta} \left( \frac{N-i}{N} \frac{1}{1+e^{-\beta[A-\pi_D(i)]}} \right) \Big|_{\beta=0} = - \frac{-(N-i)[A-\pi_D(i)]e^{-\beta[A-\pi_D(i)]}}{N(1+e^{-\beta[A-\pi_D(i)]})^2} \Big|_{\beta=0} =$   
 $\frac{(N-i)[A-\pi_D(i)]e^{-\beta[A-\pi_D(i)]}}{N(1+e^{-\beta[A-\pi_D(i)]})^2} \Big|_{\beta=0} = \frac{(N-i)[A-\pi_D(i)]e^0}{N(1+e^0)^2} = \frac{N-i}{4N}[A - \pi_D(i)]$ .
- <sup>20</sup>  $(T_i^-)'|_{\beta=0} = \frac{\partial T_i^-}{\partial \beta} \Big|_{\beta=0} = \frac{\partial}{\partial \beta} \left( \frac{i}{N} \frac{1}{1+e^{-\beta[\pi_C(i)-A]}} \right) \Big|_{\beta=0} = - \frac{-i[\pi_C(i)-A]e^{-\beta[\pi_C(i)-A]}}{N(1+e^{-\beta[\pi_C(i)-A]})^2} \Big|_{\beta=0} =$   
 $\frac{i[\pi_C(i)-A]e^{-\beta[\pi_C(i)-A]}}{N(1+e^{-\beta[\pi_C(i)-A]})^2} \Big|_{\beta=0} = \frac{i[\pi_C(i)-A]e^0}{N(1+e^0)^2} = \frac{i}{4N}[\pi_C(i) - A]$ .
- <sup>21</sup> We get  $\psi_{\mathcal{N},j}|_{\beta=0} = \Pi_{i=1}^j T_{i-1}^+ / T_i^- |_{\beta=0} = \Pi_{i=1}^j \frac{T_{i-1}^+|_{\beta=0}}{T_i^-|_{\beta=0}} = \Pi_{i=1}^j \frac{\frac{N-(i-1)}{2N}}{\frac{i}{2N}} = \Pi_{i=1}^j \frac{N-(i-1)}{2N} \frac{2N}{i} = \Pi_{i=1}^j \frac{N-(i-1)}{i} = \frac{N!}{j!(N-j)!} = C_N^j$ .
- <sup>22</sup>  $\psi_{\mathcal{D}}|_{\beta=0} = 1 + \sum_{j=1}^N \psi_{\mathcal{N},j}|_{\beta=0} = 1 + \sum_{j=1}^N C_N^j = \sum_{j=0}^N C_N^j = (1+1)^N = 2^N$ . Recall that  $C_N^j$  denotes the binomial coefficient.
- <sup>23</sup>  $\psi'_{\mathcal{N},j} = \left( \Pi_{i=1}^j \frac{T_{i-1}^+}{T_i^-} \right)' = \sum_{i=1}^j \left[ \left( \frac{T_{i-1}^+}{T_i^-} \right)' \Pi_{k=1, k \neq i}^j \frac{T_{k-1}^+}{T_k^-} \right] = \sum_{i=1}^j \left[ \frac{(T_{i-1}^+)' T_i^- - T_{i-1}^+ (T_i^-)'}{(T_i^-)^2} \Pi_{k=1, k \neq i}^j \frac{T_{k-1}^+}{T_k^-} \right]$ .
- <sup>24</sup>  $\psi'_{\mathcal{D}} = \left( 1 + \sum_{j=1}^N \psi_{\mathcal{N},j} \right)' = \sum_{j=1}^N \psi'_{\mathcal{N},j}$ .

From Eq. 53 to 56, we get

$$\left. \frac{(T_{i-1}^+)' T_i^- - T_{i-1}^+ (T_i^-)'}{(T_i^-)^2} \right|_{\beta=0} = \frac{N - (i - 1)}{2i} [2A - \pi_C(i) - \pi_D(i - 1)], \quad (61)$$

$$\left. \prod_{k=1, k \neq i}^j \frac{T_{k-1}^+}{T_k^-} \right|_{\beta=0} = \frac{i}{N - (i - 1)} C_N^j. \quad (62)$$

25 26

Inserting Eq. 61 and 62 into Eq. 59, we get

$$\psi'_{\mathcal{N}, j} |_{\beta=0} = \frac{C_N^j}{2} \sum_{i=1}^j [2A - \pi_C(i) - \pi_D(i - 1)], \quad (63)$$

$$\psi'_{\mathcal{D}} |_{\beta=0} = \sum_{j=1}^N \frac{C_N^j}{2} \sum_{i=1}^j [2A - \pi_C(i) - \pi_D(i - 1)]. \quad (64)$$

27 28

Inserting Eq. 57, 58, 63 and 64 into Eq. 51 and 52, we get

$$\psi_j |_{\beta=0} = \frac{C_N^j}{2^{2N}}, \quad (65)$$

$$\left. \frac{\partial \psi_j}{\partial \beta} \right|_{\beta=0} = \frac{C_N^j}{2^{2N+1}} \left\{ A 2^{N+1} j - 2^N \sum_{i=1}^j [\pi_C(i) + \pi_D(i - 1)] - A N 2^N + \sum_{k=1}^N C_N^k \sum_{i=1}^k [\pi_C(i) + \pi_D(i - 1)] \right\}. \quad (66)$$

$$\begin{aligned} & \overline{25} \quad \left. \frac{(T_{i-1}^+)' T_i^- - T_{i-1}^+ (T_i^-)'}{(T_i^-)^2} \right|_{\beta=0} = \frac{\frac{N-(i-1)}{4N} [A - \pi_D(i-1)] \frac{i}{2N} - \frac{N-(i-1)}{2N} \frac{i}{4N} [\pi_C(i) - A]}{\left(\frac{i}{2N}\right)^2} = \\ & \frac{\frac{N-(i-1)}{4N} [A - \pi_D(i-1)] \frac{i}{2N} - \frac{N-(i-1)}{2N} \frac{i}{4N} [\pi_C(i) - A]}{\frac{i^2}{4N^2}} = \frac{N-(i-1)}{2} \frac{[A - \pi_D(i-1)] - \frac{N-(i-1)}{2} [\pi_C(i) - A]}{i} = \frac{N-(i-1)}{2i} [A - \\ & \pi_D(i-1) - \pi_C(i) + A] = \frac{N-(i-1)}{2i} [2A - \pi_C(i) - \pi_D(i-1)]. \\ & 26 \quad \left. \prod_{k=1, k \neq i}^j \frac{T_{k-1}^+}{T_k^-} \right|_{\beta=0} = \prod_{k=1, k \neq i}^j \frac{\frac{N-(k-1)}{2N}}{\frac{k}{2N}} = \prod_{k=1, k \neq i}^j \frac{N-(k-1)}{k} = \left(\frac{N-(i-1)}{i}\right)^{-1} \prod_{k=1}^j \frac{N-(k-1)}{k} = \\ & \frac{i}{N-(i-1)} \prod_{k=1}^j \frac{N-(k-1)}{k} = \frac{i}{N-(i-1)} \frac{N(N-1) \cdots (N-(j-1))}{j!} = \frac{i}{N-(i-1)} \frac{N(N-1) \cdots [N-(j-1)]}{j!} \frac{(N-j)[N-(j+1)] \cdots 2 \times 1}{(N-j)[N-(j+1)] \cdots 2 \times 1} = \\ & \frac{i}{N-(i-1)} \frac{N(N-1) \cdots [N-(j-1)]}{j!} \frac{(N-j)!}{(N-j)!} = \frac{i}{N-(i-1)} \frac{N!}{j!(N-j)!} = \frac{i}{N-(i-1)} C_N^j. \\ & 27 \quad \psi'_{\mathcal{N}, j} |_{\beta=0} = \sum_{i=1}^j \left[ \frac{(T_{i-1}^+)' T_i^- - T_{i-1}^+ (T_i^-)'}{(T_i^-)^2} \prod_{k=1, k \neq i}^j \frac{T_{k-1}^+}{T_k^-} \right] \Big|_{\beta=0} = \sum_{i=1}^j \left[ \frac{(T_{i-1}^+)' T_i^- - T_{i-1}^+ (T_i^-)'}{(T_i^-)^2} \right]_{\beta=0} \prod_{k=1, k \neq i}^j \frac{T_{k-1}^+}{T_k^-} \Big|_{\beta=0} = \\ & \sum_{i=1}^j \left[ \frac{N-(i-1)}{2i} [2A - \pi_C(i) - \pi_D(i-1)] \frac{i}{N-(i-1)} C_N^j \right] = \sum_{i=1}^j \frac{C_N^j}{2} [2A - \pi_C(i) - \pi_D(i-1)] = \\ & \frac{C_N^j}{2} \sum_{i=1}^j [2A - \pi_C(i) - \pi_D(i-1)]. \\ & 28 \quad \psi'_{\mathcal{D}} |_{\beta=0} = \left( \sum_{j=1}^N \psi'_{\mathcal{N}, j} \right) |_{\beta=0} = \sum_{j=1}^N \psi'_{\mathcal{N}, j} |_{\beta=0} = \sum_{j=1}^N \frac{C_N^j}{2} \sum_{i=1}^j [2A - \pi_C(i) - \pi_D(i-1)]. \end{aligned}$$

<sup>29</sup> where  $\pi_C(i) + \pi_D(i-1) = \frac{2(i-1)}{N-1} - \rho$  according to Eq. 4 and 5. <sup>30</sup>

Using

$$\sum_{j=1}^N j^3 C_N^j = N^2(N+3)2^{N-3}, \quad (67)$$

$$\sum_{j=1}^N j^2 C_N^j = N(N+1)2^{N-2}, \quad (68)$$

$$\sum_{j=1}^N j C_N^j = N2^{N-1}, \quad (69)$$

we get

$$\sum_{j=1}^N \frac{j}{N} \psi_j \Big|_{\beta=0} = \frac{1}{2}, \quad (70)$$

$$\sum_{j=1}^N \frac{j}{N} \frac{\partial \psi_j}{\partial \beta} \Big|_{\beta=0} = \frac{1}{8} (2A + \rho - 1). \quad (71)$$

31

---


$$\begin{aligned} & \overset{29}{\frac{\partial \psi_j}{\partial \beta} \Big|_{\beta=0}} = \frac{\partial}{\partial \beta} \left( \frac{\psi_{\mathcal{N},j}}{\psi_{\mathcal{D}}} \right) \Big|_{\beta=0} = \frac{\psi'_{\mathcal{N},j} \psi_{\mathcal{D}} - \psi_{\mathcal{N},j} \psi'_{\mathcal{D}}}{(\psi_{\mathcal{D}})^2} \Big|_{\beta=0} = \frac{\frac{C_N^j}{2} \sum_{i=1}^j [2A - \pi_C(i) - \pi_D(i-1)] 2^N - C_N^j \sum_{k=1}^N \frac{C_N^k}{2} \sum_{i=1}^k [2A - \pi_C(i) - \pi_D(i-1)]}{(2^N)^2} \\ & = \frac{C_N^j}{2(2^N)^2} \left\{ \sum_{i=1}^j [2A - \pi_C(i) - \pi_D(i-1)] 2^N - \sum_{k=1}^N C_N^k \sum_{i=1}^k [2A - \pi_C(i) - \pi_D(i-1)] \right\} \\ & = \frac{C_N^j}{2^{2N+1}} \left\{ \sum_{i=1}^j [2A] 2^N + \sum_{i=1}^j [-\pi_C(i) - \pi_D(i-1)] 2^N - \sum_{k=1}^N C_N^k \sum_{i=1}^k [2A] - \sum_{k=1}^N C_N^k \sum_{i=1}^k [-\pi_C(i) - \pi_D(i-1)] \right\} \\ & = \frac{C_N^j}{2^{2N+1}} \left\{ 2A 2^N j - 2^N \sum_{i=1}^j [\pi_C(i) + \pi_D(i-1)] - 2A \sum_{k=1}^N C_N^k k + \sum_{k=1}^N C_N^k \sum_{i=1}^k [\pi_C(i) + \pi_D(i-1)] \right\} \\ & = \frac{C_N^j}{2^{2N+1}} \left\{ A 2^{N+1} j - 2^N \sum_{i=1}^j [\pi_C(i) + \pi_D(i-1)] - 2AN 2^{N-1} + \sum_{k=1}^N C_N^k \sum_{i=1}^k [\pi_C(i) + \pi_D(i-1)] \right\} \\ & = \frac{C_N^j}{2^{2N+1}} \left\{ A 2^{N+1} j - 2^N \sum_{i=1}^j [\pi_C(i) + \pi_D(i-1)] - AN 2^N + \sum_{k=1}^N C_N^k \sum_{i=1}^k [\pi_C(i) + \pi_D(i-1)] \right\}. \\ & \overset{30}{\pi_C(i)} = \frac{i-1}{N-1} - \rho, \pi_D(i) = \frac{i}{N-1} \\ & \pi_C(i) + \pi_D(i-1) = \frac{i-1}{N-1} - \rho + \frac{i-1}{N-1} = \frac{2(i-1)}{N-1} - \rho. \\ & \overset{31}{\sum_{j=1}^N \frac{j}{N} \psi_j \Big|_{\beta=0}} = \sum_{j=1}^N \frac{j}{N} \frac{C_N^j}{2^N} = \frac{1}{N 2^N} \sum_{j=1}^N j C_N^j = \frac{1}{N 2^N} N 2^{N-1} = \frac{1}{2}. \end{aligned}$$

<sup>32</sup> <sup>33</sup> Then we get

$$\langle X \rangle \approx \sum_{j=1}^N \frac{j}{N} \psi_j \Big|_{\beta=0} + \sum_{j=1}^N \frac{j}{N} \frac{\partial \psi_j}{\partial \beta} \Big|_{\beta=0} = \frac{1}{2} + \frac{1}{8} (2A + \rho - 1) \beta. \quad (72)$$

34

## 8.2 Derivation of Eq. 37 and 38

From Eq. 31 and Eq. 32, we have

$$T_{i-1}^+ / T_i^- = \frac{N-i+1}{i} \frac{1 + e^{-\beta[\pi_C(i)-A]}}{1 + e^{-\beta[A-\pi_D(i-1)]}}. \quad (73)$$

<sup>32</sup> For a payoff matrix of the donation game,

$$\begin{aligned} & \sum_{j=1}^N \frac{j}{N} \frac{\partial \psi_j}{\partial \beta} \Big|_{\beta=0} \\ &= \sum_{j=1}^N \frac{j}{N} \frac{C_N^j}{2^{2N+1}} \left\{ A 2^{N+1} j - A N 2^N - 2^N \sum_{i=1}^j [\pi_C(i) + \pi_D(i-1)] + \sum_{k=1}^N C_N^k \sum_{i=1}^k [\pi_C(i) + \pi_D(i-1)] \right\} \\ &= \sum_{j=1}^N \frac{j}{N} \frac{C_N^j}{2^{2N+1}} \left\{ A 2^{N+1} j - A N 2^N - 2^N \sum_{i=1}^j \left[ \frac{2(i-1)}{N-1} - \rho \right] + \sum_{k=1}^N C_N^k \sum_{i=1}^k \left[ \frac{2(i-1)}{N-1} - \rho \right] \right\} \\ &= \sum_{j=1}^N \frac{j}{N} \frac{C_N^j}{2^{2N+1}} \left\{ A 2^N (2j - N) - 2^N \left[ \frac{2}{N-1} \frac{j(j-1)}{2} - \rho j \right] + \sum_{k=1}^N C_N^k \left[ \frac{2}{N-1} \frac{k(k-1)}{2} - \rho k \right] \right\} \\ &= \sum_{j=1}^N \frac{j}{N} \frac{C_N^j}{2^{2N+1}} \left\{ A 2^N (2j - N) - 2^N j \left[ \frac{j-1}{N-1} - \rho \right] + \frac{1}{N-1} \sum_{k=1}^N C_N^k k^2 - \left[ \frac{1}{N-1} + \rho \right] \sum_{k=1}^N C_N^k k \right\} \\ &= \sum_{j=1}^N \frac{j}{N} \frac{C_N^j}{2^{2N+1}} \left\{ A 2^N (2j - N) - 2^N j \left[ \frac{j-1}{N-1} - \rho \right] + \frac{1}{N-1} N(N+1) 2^{N-2} - \left[ \frac{1}{N-1} + \rho \right] N 2^{N-1} \right\} \\ &= \sum_{j=1}^N \frac{j}{N} \frac{C_N^j}{2^{2N+1}} \left\{ A 2^N (2j - N) - 2^N j \left[ \frac{j-1}{N-1} - \rho \right] + N 2^{N-2} \left( \frac{1}{N-1} (N+1) - \left[ \frac{1}{N-1} + \rho \right] 2 \right) \right\} \\ &= \sum_{j=1}^N \frac{j}{N} \frac{C_N^j}{2^{2N+1}} \left\{ A 2^N (2j - N) - 2^N j \left[ \frac{j-1}{N-1} - \rho \right] + N 2^{N-2} [1 - 2\rho] \right\} \\ &= \sum_{j=1}^N \frac{j}{N} \frac{C_N^j}{2^{2N+1}} \left\{ A (2j - N) - j \left[ \frac{j-1}{N-1} - \rho \right] + N 2^{-2} [1 - 2\rho] \right\} \\ &= \sum_{j=1}^N \frac{j}{N} \frac{C_N^j}{2^{2N+1}} \left\{ A (2j - N) - j \left[ \frac{j-1}{N-1} - \rho \right] + N 2^{-2} [1 - 2\rho] \right\} \\ &= \frac{1}{N 2^{N+1}} \sum_{j=1}^N j C_N^j \left\{ A (2j - N) - j \left[ \frac{j-1}{N-1} - \rho \right] + N 2^{-2} [1 - 2\rho] \right\} \\ &= \frac{1}{N 2^{N+1}} \sum_{j=1}^N j C_N^j \left\{ - \left[ \frac{1}{N-1} \right] j^2 + \left[ 2A + \frac{1}{N-1} + \rho \right] j + N (-A + 2^{-2} [1 - 2\rho]) \right\} \\ &= \frac{1}{N 2^{N+1}} \sum_{j=1}^N \left\{ - \left[ \frac{1}{N-1} \right] j^3 C_N^j + \left[ 2A + \frac{1}{N-1} + \rho \right] j^2 C_N^j + N (-A + 2^{-2} [1 - 2\rho]) j C_N^j \right\} \\ &= \frac{1}{N 2^{N+1}} \left\{ - \left[ \frac{1}{N-1} \right] N^2 (N+3) 2^{N-3} + \left[ 2A + \frac{1}{N-1} + \rho \right] N(N+1) 2^{N-2} + N (-A + 2^{-2} [1 - 2\rho]) N 2^{N-1} \right\} \\ &= \frac{N 2^{N-3}}{N 2^{N+1}} \left\{ - \left[ \frac{1}{N-1} \right] N(N+3) + \left[ 2A + \frac{1}{N-1} + \rho \right] (N+1) 2^1 + (-A + 2^{-2} [1 - 2\rho]) N 2^2 \right\} \\ &= \frac{1}{2^4} \left\{ - \left[ \frac{1}{N-1} \right] N(N+3) + \left[ \frac{(2A+\rho)(N-1)+1}{N-1} \right] (N+1) 2 + \frac{N-1}{N-1} (-2^2 A + 1 - 2\rho) N \right\} \\ &= \frac{1}{2^4} \frac{1}{N-1} \left\{ -N(N+3) + [(2A+\rho)(N-1)+1] (N+1) 2 + (N-1) (-2^2 A + 1 - 2\rho) N \right\} \\ &= \frac{1}{2^4} \frac{1}{N-1} \left\{ -N(N+3) + 2[(2A+\rho)(N-1)+1] (N+1) + (-4A+1-2\rho) N(N-1) \right\} \\ &= \frac{1}{2^4} \frac{1}{N-1} \left\{ [-1+2(2A+\rho)-4A+1-2\rho] N^2 + [-3+2-(-4A+1-2\rho)] N + 2[(2A+\rho)(-1)+1] \right\} \\ &= \frac{1}{2^4} \frac{1}{N-1} \left\{ 2[2A+\rho-1] N - 2[2A+\rho-1] \right\} \\ &= \frac{1}{2^4} \frac{1}{N-1} \left\{ 2[2A+\rho-1] (N-1) \right\} \\ &= \frac{1}{2^3} [2A+\rho-1]. \end{aligned}$$

$$\sum_{j=1}^N \frac{j}{N} \frac{\partial \psi_j}{\partial \beta} \Big|_{\beta=0} > 0 \iff \frac{1}{2^3} [2A+\rho-1] > 0$$

$$\iff 2A+\rho-1 > 0$$

$$\iff A > \frac{1-\rho}{2}.$$

$$\begin{aligned} \text{34 } \langle X \rangle &\approx \sum_{j=1}^N \frac{j}{N} (\psi_j \Big|_{\beta=0} + \frac{\partial \psi_j}{\partial \beta} \Big|_{\beta=0} \beta) = \sum_{j=1}^N \left( \frac{j}{N} \psi_j \Big|_{\beta=0} + \frac{j}{N} \frac{\partial \psi_j}{\partial \beta} \Big|_{\beta=0} \beta \right) = \sum_{j=1}^N \frac{j}{N} \psi_j \Big|_{\beta=0} + \\ &\sum_{j=1}^N \frac{j}{N} \frac{\partial \psi_j}{\partial \beta} \Big|_{\beta=0} \beta = \frac{1}{2} + \frac{1}{8} (2A + \rho - 1) \beta. \end{aligned}$$

Since  $T_0^+/T_1^- > 1$ ,<sup>36</sup>  $T_{N-1}^+/T_N^- < 1$ ,<sup>37</sup> and  $T_{i^*-1}^+/T_{i^*}^-$  strictly decreases with real numbers  $i^* \in (0, N) \subset \mathbb{R}$ ,<sup>38</sup> there is a single real number  $i^*$  that satisfies

$$T_{i^*-1}^+/T_{i^*}^- = 1, \quad (37)$$

which yields

$$\frac{i^*}{N+1} = \frac{1 + e^{-\beta[\pi_C(i^*)-A]}}{2 + e^{-\beta[\pi_C(i^*)-A]} + e^{-\beta[A-\pi_D(i^*-1)]}}. \quad (38)$$

<sup>39</sup> Note that  $i^*$  is a real number approximation of the mode that is an integer, the most frequent number of cooperators. For integers  $i \in [0, N] \subset \mathbb{Z}$ ,  $T_{i-1}^+/T_i^-$  strictly decreases with  $i$ . Then we have  $T_{i-1}^+/T_i^- > 1$  for  $i < [i^*]$ ,  $T_{i-1}^+/T_i^- \geq 1$  for  $i = [i^*]$  and  $T_{i-1}^+/T_i^- < 1$  for  $i > [i^*]$  where  $[i^*]$  denotes the largest integer that is less than or equal to  $i^*$ . Since  $\psi_i = \psi_{i-1} T_{i-1}^+/T_i^-$ , the discrete distribution  $\psi_i$  picks at  $i = [i^*]$  that is the (integer) mode of the distribution. See Fig. 10.

$$\overset{35}{T_{i-1}^+/T_i^-} = \frac{N-(i-1)}{N} \frac{1}{1+e^{-\beta[A-\pi_D(i-1)]}} \left( \frac{i}{N} \frac{1}{1+e^{-\beta[\pi_C(i)-A]}} \right)^{-1} = \frac{N-i+1}{N} \frac{1}{1+e^{-\beta[A-\pi_D(i-1)]}} \frac{N}{i} \frac{1+e^{-\beta[\pi_C(i)-A]}}{1} = \frac{N-i+1}{i} \frac{1+e^{-\beta[\pi_C(i)-A]}}{1+e^{-\beta[A-\pi_D(i-1)]}}.$$

<sup>36</sup> From Eq. 73, 4 and 5, we have  $T_0^+/T_1^- = \frac{N(1+e^{-\beta[\pi_C(1)-A]})}{1+e^{-\beta[A-\pi_D(0)]}} = \frac{N(1+e^{-\beta[-\rho-A]})}{1+e^{-\beta[A-0]}} = \frac{N(1+e^{\beta[\rho+A]})}{1+e^{-\beta A}}$ . We have  $\frac{\partial}{\partial \beta} \left( \frac{1+e^{\beta[\rho+A]}}{1+e^{-\beta A}} \right) = \frac{A(e^{-A\beta+e^{\beta\rho}}) + (A+\rho)(e^{A\beta+1})e^{\beta\rho}}{(e^{-A\beta+1})^2} > 0$  for  $0 < A < 1$  and  $0 < \rho < 1$ . Then  $\frac{1+e^{\beta[\rho+A]}}{1+e^{-\beta A}}$  strictly increases with  $\beta$  and has the minimum value at  $\beta = 0$ ,  $\left. \frac{1+e^{\beta[\rho+A]}}{1+e^{-\beta A}} \right|_{\beta=0} = \frac{1+1}{1+1} = 1$ . Thus we have

$$T_0^+/T_1^- = \frac{N(1+e^{\beta[\rho+A]})}{1+e^{-\beta A}} \geq N > 1.$$

<sup>37</sup> From Eq. 73, 4 and 5, we have  $T_{N-1}^+/T_N^- = \frac{1}{N} \frac{1+e^{-\beta[\pi_C(N)-A]}}{1+e^{-\beta[A-\pi_D(N-1)]}} = \frac{1}{N} \frac{1+e^{-\beta[(N-1)/(N-1)-\rho-A]}}{1+e^{-\beta[A-(N-1)/(N-1)]}} = \frac{1}{N} \frac{1+e^{-\beta[1-\rho-A]}}{1+e^{-\beta[A-1]}}$ . We have  $\frac{\partial}{\partial \beta} \left( \frac{1+e^{-\beta[1-\rho-A]}}{1+e^{-\beta[A-1]}} \right) = \frac{(A-1)e^{\beta-A\beta} (e^{\beta(A-\rho-1)}+1) + (A-\rho-1)(e^{A\beta+e^{\beta}})e^{-\beta(\rho+1)}}{(e^{\beta-A\beta+1})^2} < 0$  for  $0 < A < 1$  and  $0 < \rho < 1$ . Then  $\frac{1+e^{-\beta[1-\rho-A]}}{1+e^{-\beta[A-1]}}$  strictly decreases with  $\beta$  and has the maximum value at  $\beta = 0$ ,  $\left. \frac{1+e^{-\beta[1-\rho-A]}}{1+e^{-\beta[A-1]}} \right|_{\beta=0} = \frac{1+1}{1+1} = 1$ . Thus,  $T_{N-1}^+/T_N^- = \frac{1}{N} \frac{1+e^{-\beta[1-\rho-A]}}{1+e^{-\beta[A-1]}} \leq \frac{1}{N} < 1$ .

<sup>38</sup> From Eq. 73, 4 and 5, we have  $T_{i-1}^+/T_i^- = \frac{N-i+1}{i} \frac{1+e^{-\beta(\frac{i-1}{N-1}-\rho-A)}}{1+e^{-\beta(A-\frac{i-1}{N-1})}} = f(i)g(i)$  where  $f(i) = \frac{N-i+1}{i} > 0$

$$\text{and } g(i) = \frac{1+e^{-\beta(\frac{i-1}{N-1}-\rho-A)}}{1+e^{-\beta(A-\frac{i-1}{N-1})}} > 0.$$

Then we get  $\frac{\partial f}{\partial i} = -\frac{1}{i} - \frac{(N-i+1)}{i^2} = -\frac{(i+N-i+1)}{i^2} = -\frac{N+1}{i^2} < 0$  and

$$\frac{\partial g}{\partial i} = -\frac{\frac{\beta}{N-1} e^{-\beta(\frac{i-1}{N-1}-\rho-A)}}{1+e^{-\beta(A-\frac{i-1}{N-1})}} - \frac{\left[ 1+e^{-\beta(\frac{i-1}{N-1}-\rho-A)} \right] \frac{\beta}{N-1} e^{-\beta(A-\frac{i-1}{N-1})}}{\left[ 1+e^{-\beta(A-\frac{i-1}{N-1})} \right]^2} = -\frac{e^{-\beta(\frac{i-1}{N-1}-\rho-A)} \left[ 1+e^{-\beta(A-\frac{i-1}{N-1})} \right] + \left[ 1+e^{-\beta(\frac{i-1}{N-1}-\rho-A)} \right] e^{-\beta(A-\frac{i-1}{N-1})}}{\frac{N-1}{\beta} \left[ 1+e^{-\beta(A-\frac{i-1}{N-1})} \right]^2} - \frac{e^{-\beta(\frac{i-1}{N-1}-\rho-A)} + 2e^{\beta\rho} + e^{-\beta(A-\frac{i-1}{N-1})}}{\frac{N-1}{\beta} \left[ 1+e^{-\beta(A-\frac{i-1}{N-1})} \right]^2} < 0.$$

$f > 0, \frac{\partial f}{\partial i} < 0, g > 0, \frac{\partial g}{\partial i} < 0 \implies \frac{\partial}{\partial i} (fg) = \frac{\partial f}{\partial i} g + f \frac{\partial g}{\partial i} < 0 \implies \frac{\partial}{\partial i} (T_{i-1}^+/T_i^-) = \frac{\partial}{\partial i} (fg) < 0$ . Thus  $T_{i-1}^+/T_i^-$  strictly decreases with  $i$ .

$$\overset{39}{T_{i-1}^+/T_i^-} = 1 \iff \frac{N-i+1}{i} \frac{1+e^{-\beta[\pi_C(i)-A]}}{1+e^{-\beta[A-\pi_D(i-1)]}} = 1 \iff (N-i+1)(1+e^{-\beta[\pi_C(i)-A]}) = i(1+e^{-\beta[A-\pi_D(i-1)]}) \iff (N+1)(1+e^{-\beta[\pi_C(i)-A]}) = i(2+e^{-\beta[\pi_C(i)-A]} + e^{-\beta[A-\pi_D(i-1)]})$$

$$\iff \frac{i}{N+1} = \frac{1+e^{-\beta[\pi_C(i)-A]}}{2+e^{-\beta[\pi_C(i)-A]} + e^{-\beta[A-\pi_D(i-1)]}}.$$

### 8.3 Derivation of Eq. 43

Under weak selection  $\beta \ll 1$ , we have

$$\frac{T_{j-1}^+}{T_j^-} \approx \frac{N-j+1}{j} \left(1 - \frac{\rho\beta}{2}\right) \exp\left[-\beta \left(\frac{j-1}{N-1} - \rho - A\right)\right]. \quad (74)$$

40

Inserting Eq. 74 into Eq. 27 as well as using  $(1 - \frac{\rho}{2}\beta)^k \approx e^{-k\frac{\rho}{2}\beta}$  and  $\frac{N!}{k!(N-k)!}p^k(1-p)^{N-k} \approx \frac{1}{\sqrt{2\pi Np(1-p)}} \exp\left[-\frac{(k-Np)^2}{2Np(1-p)}\right]$ , we get

$$\psi_i/\psi_0 \propto \exp\left[-\frac{(i-\mu)^2}{2\sigma^2}\right] \quad (43)$$

where

$$\mu = \frac{N(N-1)}{4(N-1) + N\beta} \left(2 + \left[A + \frac{\rho}{2} + \frac{1}{2(N-1)}\right]\beta\right), \quad (44)$$

$$\sigma^2 = \frac{N(N-1)}{4(N-1) + N\beta}. \quad (45)$$

---


$$\begin{aligned} 40 \quad T_{i-1}^+/T_i^- &= \frac{N-i+1}{i} \frac{1+e^{-\beta(\frac{i-1}{N-1}-\rho-A)}}{1+e^{-\beta(A-\frac{i-1}{N-1})}} = \frac{N-i+1}{i} \frac{1+e^{-\beta(\frac{i-1}{N-1}-\rho-A)}}{1+e^{-\beta(A-\frac{i-1}{N-1})}} \frac{e^{-\beta(\frac{i-1}{N-1}-\rho-A)}}{e^{-\beta(\frac{i-1}{N-1}-\rho-A)}} = \\ &= \frac{N-i+1}{i} \frac{1+e^{-\beta(\frac{i-1}{N-1}-\rho-A)}}{e^{-\beta(\frac{i-1}{N-1}-\rho-A)} + e^{-\beta(A-\frac{i-1}{N-1} + \frac{i-1}{N-1}-\rho-A)}} = \frac{N-i+1}{i} \frac{1+e^{-\beta(\frac{i-1}{N-1}-\rho-A)}}{e^{\beta\rho} + e^{-\beta(\frac{i-1}{N-1}-\rho-A)}} e^{-\beta(\frac{i-1}{N-1}-\rho-A)} \\ &\approx \frac{N-i+1}{i} \left[ \frac{1+e^{-\beta(\frac{i-1}{N-1}-\rho-A)}}{e^{\beta\rho} + e^{-\beta(\frac{i-1}{N-1}-\rho-A)}} \Big|_{\beta=0} + \frac{\partial}{\partial\beta} \left( \frac{1+e^{-\beta(\frac{i-1}{N-1}-\rho-A)}}{e^{\beta\rho} + e^{-\beta(\frac{i-1}{N-1}-\rho-A)}} \right) \Big|_{\beta=0} \right] e^{-\beta(\frac{i-1}{N-1}-\rho-A)} \\ &= \frac{N-i+1}{i} \left[ \frac{1+e^0}{e^0 + e^0} \Big|_{\beta=0} + \left( \frac{-\left(\frac{i-1}{N-1}-\rho-A\right)e^{-\beta(\frac{i-1}{N-1}-\rho-A)}}{e^{\beta\rho} + e^{-\beta(\frac{i-1}{N-1}-\rho-A)}} - \frac{\left[1+e^{-\beta(\frac{i-1}{N-1}-\rho-A)}\right]\left[\rho e^{\beta\rho} - \left(\frac{i-1}{N-1}-\rho-A\right)e^{-\beta(\frac{i-1}{N-1}-\rho-A)}\right]}{\left[e^{\beta\rho} + e^{-\beta(\frac{i-1}{N-1}-\rho-A)}\right]^2} \right) \Big|_{\beta=0} \right] e^{-\beta(\frac{i-1}{N-1}-\rho-A)} \\ &= \frac{N-i+1}{i} \left[ \frac{1+1}{1+1} + \left( \frac{-\left(\frac{i-1}{N-1}-\rho-A\right)}{1+1} - \frac{[1+1]\left[\rho - \left(\frac{i-1}{N-1}-\rho-A\right)\right]}{[1+1]^2} \right) \beta \right] e^{-\beta(\frac{i-1}{N-1}-\rho-A)} \\ &= \frac{N-i+1}{i} \left[ 1 + \left( \frac{-\left(\frac{i-1}{N-1}-\rho-A\right)}{2} - \frac{\rho - \left(\frac{i-1}{N-1}-\rho-A\right)}{2} \right) \beta \right] e^{-\beta(\frac{i-1}{N-1}-\rho-A)} = \frac{N-i+1}{i} \left(1 - \frac{\rho}{2}\beta\right) e^{-\beta(\frac{i-1}{N-1}-\rho-A)}. \end{aligned}$$



## References

- [1] F. C. Santos and J. M. Pacheco, “Scale-free networks provide a unifying framework for the emergence of cooperation,” *Physical Review Letters*, vol. 95, no. 9, pp. 098 104–, 08 2005. [Online]. Available: <https://link.aps.org/doi/10.1103/PhysRevLett.95.098104>
- [2] G. Szabó, J. Vukov, and A. Szolnoki, “Phase diagrams for an evolutionary prisoner’s dilemma game on two-dimensional lattices,” *Physical Review E*, vol. 72, no. 4, pp. 047 107–, 10 2005. [Online]. Available: <https://link.aps.org/doi/10.1103/PhysRevE.72.047107>
- [3] H. S. Sugiarto, J. S. Lansing, N. N. Chung, C. H. Lai, S. A. Cheong, and L. Y. Chew, “Social cooperation and disharmony in communities mediated through common pool resource exploitation,” *Physical Review Letters*, vol. 118, no. 20, pp. 208 301–, 05 2017. [Online]. Available: <https://link.aps.org/doi/10.1103/PhysRevLett.118.208301>
- [4] V. Stojkoski, Z. Utkovski, L. Basnarkov, and L. Kocarev, “Cooperation dynamics of generalized reciprocity in state-based social dilemmas,” *Physical Review E*, vol. 97, no. 5, pp. 052 305–, 05 2018. [Online]. Available: <https://link.aps.org/doi/10.1103/PhysRevE.97.052305>

$$\begin{aligned}
&^{41} \psi_k/\psi_0 = \prod_{i=1}^k T_{i-1}^+/T_i^- \approx \prod_{i=1}^k \frac{N-i+1}{i} (1 - \frac{\rho}{2}\beta) e^{-\beta(\frac{i-1}{N-1} - \rho - A)} \\
&= (1 - \frac{\rho}{2}\beta)^k \prod_{i=1}^k \frac{N-i+1}{i} e^{-\frac{\beta i}{N-1}} e^{\beta(\frac{1}{N-1} + \rho + A)} \\
&\approx e^{-k\frac{\rho}{2}\beta} \prod_{i=1}^k \frac{N-i+1}{i} e^{-\frac{\beta i}{N-1}} e^{\beta(\frac{1}{N-1} + \rho + A)} \\
&\quad \left[ \text{where } (1 - \frac{\rho}{2}\beta)^k \text{ is better approximated by } e^{-k\frac{\rho}{2}\beta} \text{ for } k\frac{\rho}{2}\beta \ll 1 \text{ and } k\frac{\rho}{2}\beta \gg 1, \right. \\
&\quad \left. \text{less well approximated for } k\frac{\rho}{2}\beta \approx 1, \text{ assuming } \frac{\rho}{2}\beta \ll 1, \text{ the latter of which holds since } \beta \ll 1 \text{ and } 0 < \rho < 1 \right] \\
&= e^{-k\frac{\rho}{2}\beta} \left[ e^{\beta(\frac{1}{N-1} + \rho + A)} \right]^k \prod_{i=1}^k \frac{N-i+1}{i} e^{-\frac{\beta i}{N-1}} = e^{-k\frac{\rho}{2}\beta} e^{k\beta(\frac{1}{N-1} + \rho + A)} \prod_{i=1}^k \frac{N-i+1}{i} e^{-\frac{\beta i}{N-1}} = \\
&e^{k\beta(\frac{1}{N-1} + \rho - \frac{\rho}{2} + A)} \left( \prod_{i=1}^k \frac{N-i+1}{i} \right) \left( \prod_{i=1}^k e^{-\frac{\beta i}{N-1}} \right) = e^{k\beta(\frac{1}{N-1} + \frac{\rho}{2} + A)} \left( \prod_{i=1}^k \frac{N-i+1}{i} \right) e^{-\sum_{i=1}^k \frac{\beta i}{N-1}} = \\
&e^{k\beta(\frac{1}{N-1} + \frac{\rho}{2} + A)} \left( \prod_{i=1}^k \frac{N-i+1}{i} \right) e^{-\frac{\beta k(k+1)}{2(N-1)}} = e^{k\beta(\frac{1}{N-1} + \frac{\rho}{2} + A)} \left( \frac{N(N-1)\cdots(N-(k-1))}{1 \times 2 \times \cdots \times k} \right) e^{-\frac{\beta k(k+1)}{2(N-1)}} = \\
&e^{k\beta(\frac{1}{N-1} + \frac{\rho}{2} + A)} \left( \frac{N(N-1)\cdots(N-(k-1)) (N-k)!}{1 \times 2 \times \cdots \times k (N-k)!} \right) e^{-\frac{\beta k(k+1)}{2(N-1)}} = e^{k\beta(\frac{1}{N-1} + \frac{\rho}{2} + A)} \frac{N!}{k!(N-k)!} e^{-\frac{\beta k(k+1)}{2(N-1)}} \\
&\approx e^{k\beta(\frac{1}{N-1} + \frac{\rho}{2} + A)} \frac{1}{\sqrt{2\pi N \cdot \frac{1}{2} \cdot \frac{1}{2}}} e^{-\frac{(k-N/2)^2}{2N \cdot \frac{1}{2} \cdot \frac{1}{2}}} e^{-\frac{\beta k(k+1)}{2(N-1)}} \\
&\quad \left( \text{since a binomial distribution } \frac{N!}{k!(N-k)!} p^k (1-p)^{N-k} \text{ is well approximated by a normal distribution} \right. \\
&\quad \left. \frac{1}{\sqrt{2\pi N p(1-p)}} \exp\left[-\frac{(k-Np)^2}{2Np(1-p)}\right] \text{ for large } N \text{ and large } Np \text{ where } p = 1/2 \text{ [43]} \right) \\
&= \frac{1}{\sqrt{2\pi N}} e^{\frac{k\beta[1+(\frac{\rho}{2}+A)(N-1)]}{N-1}} e^{-\frac{2(k-N/2)^2}{N}} e^{-\frac{\beta k(k+1)}{2(N-1)}} = \frac{1}{\sqrt{2\pi N}} e^{-\left(\frac{4(N-1)}{2N(N-1)} + \frac{N\beta}{2N(N-1)}\right)k^2 + \left(\frac{\beta[1+(\frac{\rho}{2}+A)(N-1)]}{N-1} + 2 - \frac{\beta}{2(N-1)}\right)k - \frac{N}{2}} \\
&\frac{1}{\sqrt{2\pi N}} e^{-\left(\frac{4(N-1)+N\beta}{2N(N-1)}\right)k^2 + \left(\frac{\beta[1+2(\frac{\rho}{2}+A)(N-1)]+4(N-1)}{2(N-1)}\right)k - \frac{N}{2}} = \frac{1}{\sqrt{2\pi N}} e^{-\left(\frac{4(N-1)+N\beta}{2N(N-1)}\right)\left[k^2 - \frac{2N(N-1)}{4(N-1)+N\beta} \left(\frac{\beta[1+2(\frac{\rho}{2}+A)(N-1)]+4(N-1)}{2(N-1)}\right)k\right] - \frac{N}{2}} \\
&\frac{1}{\sqrt{2\pi N}} e^{-\left(\frac{4(N-1)+N\beta}{2N(N-1)}\right)\left[k^2 - N \left(\frac{\beta[1+2(\frac{\rho}{2}+A)(N-1)]+4(N-1)}{4(N-1)+N\beta}\right)k\right] - \frac{N}{2}} = \frac{e^{-\frac{N}{2}}}{\sqrt{2\pi N}} e^{-\left(\frac{4(N-1)+N\beta}{2N(N-1)}\right)\left[k^2 - N \left(\frac{\beta[1+2(\frac{\rho}{2}+A)(N-1)]+4(N-1)}{4(N-1)+N\beta}\right)k\right]} = \\
&\frac{e^{-\frac{N}{2}}}{\sqrt{2\pi N}} e^{-\frac{1}{2\sigma^2}[k^2 - 2\mu k]} = \frac{e^{-N/2} e^{-\mu^2/(2\sigma^2)}}{\sqrt{2\pi N}} e^{-\frac{(k-\mu)^2}{2\sigma^2}} \\
&\text{where } \frac{1}{2\sigma^2} = \frac{4(N-1)+N\beta}{2N(N-1)}, \mu = \frac{1}{2}N \left( \frac{\beta[1+2(\frac{\rho}{2}+A)(N-1)]+4(N-1)}{4(N-1)+N\beta} \right) = \frac{N(N-1)}{4(N-1)+N\beta} \left( 2 + \left[ A + \frac{\rho}{2} + \frac{1}{2(N-1)} \right] \beta \right). \\
&^{42} \frac{1}{2\sigma^2} = \frac{4(N-1)+N\beta}{2N(N-1)} \implies \sigma^2 = \left( \frac{4(N-1)+N\beta}{N(N-1)} \right)^{-1} = \frac{N(N-1)}{4(N-1)+N\beta}.
\end{aligned}$$

- [5] M. van Veelen, J. García, D. G. Rand, and M. A. Nowak, “Direct reciprocity in structured populations,” *Proceedings of the National Academy of Sciences*, vol. 109, no. 25, pp. 9929–9934, 06 2012.
- [6] A. Traulsen, D. Semmann, R. D. Sommerfeld, H.-J. Krambeck, and M. Milinski, “Human strategy updating in evolutionary games,” *Proceedings of the National Academy of Sciences*, vol. 107, no. 7, pp. 2962–2966, 02 2010. [Online]. Available: <http://www.pnas.org/content/107/7/2962.abstract>
- [7] D. Vilone, J. Ramasco, A. Sánchez, and M. S. Miguel, “Social imitation versus strategic choice, or consensus versus cooperation, in the networked prisoner’s dilemma,” *Physical Review E*, vol. 90, no. 2, pp. 022810–, 08 2014. [Online]. Available: <https://link.aps.org/doi/10.1103/PhysRevE.90.022810>
- [8] J. Grujić, C. Gracia-Lázaro, M. Milinski, D. Semmann, A. Traulsen, J. Cuesta, Y. Moreno, and A. Sánchez, “A comparative analysis of spatial prisoner’s dilemma experiments: Conditional cooperation and payoff irrelevance,” *Scientific Reports*, vol. 4, pp. 4615 EP –, 04 2014. [Online]. Available: <http://dx.doi.org/10.1038/srep04615>
- [9] G. Cimini and A. Sánchez, “Learning dynamics explains human behaviour in prisoner’s dilemma on networks,” *Journal of The Royal Society Interface*, vol. 11, no. 94, 02 2014. [Online]. Available: <http://rsif.royalsocietypublishing.org/content/11/94/20131186.abstract>
- [10] C. Gracia-Lázaro, A. Ferrer, G. Ruiz, A. Tarancón, J. Cuesta, A. Sánchez, and Y. Moreno, “Heterogeneous networks do not promote cooperation when humans play a prisoner’s dilemma,” *Proceedings of the National Academy of Sciences*, vol. 109, no. 32, pp. 12922–12926, 08 2012. [Online]. Available: <http://www.pnas.org/content/109/32/12922.abstract>
- [11] G. Cimini and A. Sanchez, “How evolutionary dynamics affects network reciprocity in prisoner’s dilemma,” *Journal of Artificial Societies and Social Simulation*, vol. 18, no. 2, p. 22, 03 2015. [Online]. Available: <http://jasss.soc.surrey.ac.uk/18/2/22.html>
- [12] M. A. Amaral, L. Wardil, M. Perc, and J. K. L. da Silva, “Stochastic win-stay-lose-shift strategy with dynamic aspirations in evolutionary social dilemmas,” *Physical Review E*, vol. 94, no. 3, pp. 032317–, 09 2016. [Online]. Available: <http://link.aps.org/doi/10.1103/PhysRevE.94.032317>
- [13] X. Chen and L. Wang, “Promotion of cooperation induced by appropriate payoff aspirations in a small-world networked game,” *Physical Review E*, vol. 77, no. 1, pp. 017103–, 01 2008. [Online]. Available: <https://link.aps.org/doi/10.1103/PhysRevE.77.017103>
- [14] G. Szabó and G. Fáth, “Evolutionary games on graphs,” *Physics Reports*, vol. 446, no. 4, pp. 97–216, 2007. [Online]. Available: <http://www.sciencedirect.com/science/article/pii/S0370157307001810>
- [15] C. P. Roca and D. Helbing, “Emergence of social cohesion in a model society of greedy, mobile individuals,” *Proceedings of the National Academy of Sciences*, vol. 108, no. 28, pp. 11370–11374, 07 2011. [Online]. Available: <http://www.pnas.org/content/108/28/11370.abstract>
- [16] J. Du, B. Wu, P. M. Altrock, and L. Wang, “Aspiration dynamics of multi-player games in finite populations,” *Journal of The Royal Society Interface*, vol. 11, no. 94, 03 2014. [Online]. Available: <http://rsif.royalsocietypublishing.org/content/11/94/20140077.abstract>

- [17] J. Du, B. Wu, and L. Wang, “Aspiration dynamics in structured population acts as if in a well-mixed one,” *Scientific Reports*, vol. 5, pp. 8014 EP –, 01 2015. [Online]. Available: <http://dx.doi.org/10.1038/srep08014>
- [18] M. Posch, A. Pichler, and K. Sigmund, “The efficiency of adapting aspiration levels,” *Proceedings of the Royal Society of London. Series B: Biological Sciences*, vol. 266, no. 1427, p. 1427, 07 1999. [Online]. Available: <http://rspb.royalsocietypublishing.org/content/266/1427/1427.abstract>
- [19] Y. van Bergen, I. Coolen, and K. N. Laland, “Nine-spined sticklebacks exploit the most reliable source when public and private information conflict,” *Proceedings of the Royal Society of London. Series B: Biological Sciences*, vol. 271, no. 1542, p. 957, 05 2004. [Online]. Available: <http://rspb.royalsocietypublishing.org/content/271/1542/957.abstract>
- [20] B. G. Galef and E. E. Whiskin, “‘conformity’ in norway rats?” *Animal Behaviour*, vol. 75, no. 6, pp. 2035–2039, 2008. [Online]. Available: <http://www.sciencedirect.com/science/article/pii/S0003347208001000>
- [21] C. Grüter, T. J. Czaczkes, and F. L. W. Ratnieks, “Decision making in ant foragers (*Iasius niger*) facing conflicting private and social information,” *Behavioral Ecology and Sociobiology*, vol. 65, no. 2, pp. 141–148, 2011. [Online]. Available: <https://doi.org/10.1007/s00265-010-1020-2>
- [22] L. L. Lopes and G. C. Oden, “The role of aspiration level in risky choice: A comparison of cumulative prospect theory and sp/a theory,” *Journal of Mathematical Psychology*, vol. 43, no. 2, pp. 286–313, 1999. [Online]. Available: <http://www.sciencedirect.com/science/article/pii/S0022249699912592>
- [23] L. L. Thompson, E. A. Mannix, and M. H. Bazerman, “Group negotiation: Effects of decision rule, agenda, and aspiration.” *Journal of Personality and Social Psychology*, vol. 54, no. 1, pp. 86–95, 1988.
- [24] S. Siegel, “Level of aspiration and decision making.” *Psychological Review*, vol. 64, no. 4, pp. 253–262, 1957.
- [25] W. Clay Hamner and D. L. Harnett, “The effects of information and aspiration level on bargaining behavior,” *Journal of Experimental Social Psychology*, vol. 11, no. 4, pp. 329–342, 1975. [Online]. Available: <http://www.sciencedirect.com/science/article/pii/0022103175900141>
- [26] G. Szabó, A. Szolnoki, and J. Vukov, “Selection of dynamical rules in spatial prisoner’s dilemma games,” *EPL*, vol. 87, no. 1, 2009. [Online]. Available: <https://doi.org/10.1209/0295-5075/87/18007>
- [27] T. Płatkowski, “Aspiration-based full cooperation in finite systems of players,” *Applied Mathematics and Computation*, vol. 251, no. Supplement C, pp. 46–54, 2015. [Online]. Available: <http://www.sciencedirect.com/science/article/pii/S0096300314015860>
- [28] N. G. van Kampen, *Stochastic processes in physics and chemistry*, 3rd ed. Elsevier, 2007.
- [29] C. W. Gardiner, *Handbook of Stochastic Methods for Physics, Chemistry, and the Natural Sciences*, 3rd ed. Springer, 2004.
- [30] R. Mahnke, J. Kaupuzs, and I. Lubashevsky, *Physics of Stochastic Processes: How Randomness Acts in Time*. WILEY-VCH, 2009.

- [31] A. Traulsen, J. M. Pacheco, and M. A. Nowak, “Pairwise comparison and selection temperature in evolutionary game dynamics,” *Journal of theoretical biology*, vol. 246, no. 3, pp. 522–529, 06 2007. [Online]. Available: <http://www.ncbi.nlm.nih.gov/pmc/articles/PMC2001316/>
- [32] T. Caraco, S. Martindale, and T. S. Whittam, “An empirical demonstration of risk-sensitive foraging preferences,” *Animal Behaviour*, vol. 28, no. 3, pp. 820 – 830, 1980.
- [33] I. S. Lim, P. Wittek, and J. Parkinson, “On the origin of risk sensitivity: the energy budget rule revisited,” *Animal Behaviour*, vol. 110, pp. 69–77, 12 2015. [Online]. Available: <http://www.sciencedirect.com/science/article/pii/S0003347215003383>
- [34] P. M. Rabbitt, “Errors and error correction in choice-response tasks.” *Journal of Experimental Psychology*, vol. 71, no. 2, pp. 264–272, 1966.
- [35] D. Laming, “Choice reaction performance following an error,” *Acta Psychologica*, vol. 43, no. 3, pp. 199–224, 1979. [Online]. Available: <http://www.sciencedirect.com/science/article/pii/000169187990026X>
- [36] G. Gratton, M. G. H. Coles, and E. Donchin, “Optimizing the use of information: Strategic control of activation of responses.” *Journal of Experimental Psychology: General*, vol. 121, no. 4, pp. 480–506, 1992.
- [37] C. Hilbe, L. A. Martinez-Vaquero, K. Chatterjee, and M. A. Nowak, “Memory-n strategies of direct reciprocity,” *Proceedings of the National Academy of Sciences*, vol. 114, no. 18, pp. 4715–4720, 05 2017. [Online]. Available: <http://www.pnas.org/content/114/18/4715>
- [38] H. Ohtsuki, C. Hauert, E. Lieberman, and M. A. Nowak, “A simple rule for the evolution of cooperation on graphs and social networks,” *Nature*, vol. 441, no. 7092, pp. 502–505, 05 2006. [Online]. Available: <http://dx.doi.org/10.1038/nature04605>
- [39] M. van Baalen and D. A. Rand, “The unit of selection in viscous populations and the evolution of altruism,” *Journal of Theoretical Biology*, vol. 193, no. 4, pp. 631–648, 1998. [Online]. Available: <http://www.sciencedirect.com/science/article/pii/S0022519398907305>
- [40] A. Szolnoki, A. Antonioni, M. Tomassini, and M. Perc, “Binary birth-death dynamics and the expansion of cooperation by means of self-organized growth,” *EPL (Europhysics Letters)*, vol. 105, no. 4, p. 48001, 2014. [Online]. Available: <http://stacks.iop.org/0295-5075/105/i=4/a=48001>
- [41] E. S. Colizzi and P. Hogeweg, “High cost enhances cooperation through the interplay between evolution and self-organisation,” *BMC Evolutionary Biology*, vol. 16, no. 1, p. 31, 2016. [Online]. Available: <https://doi.org/10.1186/s12862-016-0600-9>
- [42] R. M. Paul E. Smaldino, Jeffrey C. Schank, “Increased costs of cooperation help cooperators in the long run,” *The American Naturalist*, vol. 181, no. 4, pp. 451–463, 2013. [Online]. Available: <http://www.jstor.org/stable/10.1086/669615>
- [43] M. L. Boas, *Mathematical Methods in the Physical Sciences*, 3rd ed. John Wiley & Sons, 2005.