

Low-energy modes in anisotropic holographic fluids

Georgios Itsios,^{1*} Niko Jokela,^{2,3†} Jarkko Järvelä,^{2,3‡} and Alfonso V. Ramallo^{4,5§}

¹*Instituto de Física Teórica, UNESP-Universidade Estadual Paulista,
R. Dr. Bento T. Ferraz 271, Bl. II,
Sao Paulo 01140-070, SP, Brazil*

²*Department of Physics and* ³*Helsinki Institute of Physics
P.O.Box 64
FIN-00014 University of Helsinki, Finland*

⁴*Departamento de Física de Partículas
Universidade de Santiago de Compostela
and*

⁵*Instituto Galego de Física de Altas Enerxías (IGFAE)
E-15782 Santiago de Compostela, Spain*

Abstract

In this work we will study the low-energy collective behavior of spatially anisotropic dense fluids in four spacetime dimensions. We will embed a massless flavor D7-brane probe in a generic geometry which has a metric possessing anisotropy in the spatial components. We work out generic formulas of the low-energy excitation spectra and two-point functions for charged excitations at finite baryon chemical potential. In addition, we specialize to a certain Lifshitz geometry and discuss in great detail the scaling behavior of several different quantities.

*gitsios@gmail.com

†niko.jokela@helsinki.fi

‡jarkko.jarvela@helsinki.fi

§alfonso@fpaxp1.usc.es

Contents

1	Introduction	3
2	Gravity background and flavor thermodynamics	5
3	Low-energy modes	8
3.1	$T = 0$: zero sound mode	10
3.2	$T \neq 0$: diffusion mode	13
3.3	Two-point functions	15
3.3.1	$T = 0$	16
3.3.2	$T \neq 0$	17
3.3.3	Einstein relation	18
4	Fixed-point Lifshitz metric	19
4.1	Thermodynamics	20
4.2	Low-energy excitations and conductivity	21
5	Numerical verification	22
5.1	Transition from hydrodynamic to collisionless regime	22
5.2	Quantitative comparisons	23
6	Conclusions and outlook	27
A	Some useful integrals	28

1 Introduction

Holography has shown to be a useful tool to study various gauge field theories particularly at finite density [1–4]. The field has matured to the point where the low hanging fruit has been picked, while the more complicated problems have been sitting aside until recent years. One physically very relevant situation, where a complicated problem occurs, is a system where some or all of the spacetime symmetries are broken. Even in one of the simplest cases, where the translational symmetry is spontaneously broken in only one of the field theory directions leads to tedious calculations and numerical work. However, despite involved numerics, there is already a vast literature addressing holographic striped phases [5–25] and in particular the conductivities of charged excitations [26–33].

Another way of breaking the symmetries is to maintain homogeneity but singling out some of the spatial directions and study anisotropic situations. The dual gravity backgrounds for many field theories possessing anisotropy have been constructed [34–43]. Given the fact that anisotropic backgrounds are in many ways computationally much tamer than inhomogeneous ones, surprisingly, not much has been said about the transport of excitation spectra or conductivities, for a recent example see, however, [44].

In this paper, we set out to study a family of anisotropic backgrounds with generic metric components. We introduce a probe D7-brane thus adding fundamental degrees of freedom in the otherwise dual pure-gauge field theories. We are particularly interested in low-energy excitations and transport properties of fundamental degrees of freedom. The backgrounds we have in mind have only been constructed numerically in the literature, and our aim in this paper is not to reconstruct them. Instead, upon generalizing the methods developed in [45–47], we leave our results in forms that are directly applicable if numerical backgrounds are plugged in. Here we are content with discussing general behavior with varying amounts of density. However, we do cross-check our analytic formulas numerically in certain Lifshitz geometries and find excellent agreement.

We continue with the introduction by a technical review of the dual gravity setups that are relevant in the present case and we will put them in a broader physical context. Here we are going to be a bit cavalier about relating the conventions in different contexts and write down the formulas as in the original papers. However, in the rest of the paper we pay careful attention to all the numerical factors and keep consistent conventions and will in particular relate the two metrics discussed below.

Most of the backgrounds with anisotropy found so far are inspired by the one obtained in [41], which corresponds to a system of D3- and D7-branes. The latter are completely dissolved in the geometry and induce a RR axion χ which is linear in one of the spatial Minkowski coordinates. In section 3 of [41] the authors found a running solution which interpolates between the scaling solution in the deep IR and the $AdS_5 \times S^5$ geometry in the UV. This solution has zero temperature and was found numerically. They also found, in section 7, a scaling D4-D6 solution. In this case there are two anisotropic directions w^1 and w^2 and the anisotropy is induced by a RR two-form $F_2 \propto dw^1 \wedge dw^2$. In appendix

They work out a ten-dimensional Lifshitz solution corresponding to a D3-D5 system with F-string sources. This solution is written in eq. (8.1) of [41] and corresponds to a dynamical exponent $z = 7$.

A more general class of anisotropic gravity solutions was found in [42, 43]. This solution has non-zero temperature in general and generalizes the running solution of [41]. The solution found in [42, 43] is numeric, although there are some analytic expressions for the functions in some limits. For example, there are expressions for small anisotropic parameter (actually for $a \ll T$) (see appendix D in [43]). There are also expressions near the boundary (section 3) and for small $T \ll a$ (appendix E).

The anisotropic background of Mateos-Trancanelli (MT) has been used, for example, in [48, 49] to study the thermal photon production in a plasma. They embedded flavor D7-brane probes in the MT background and analyzed the fluctuations of the worldvolume gauge field (at zero charge density). The goal was to obtain the current-current correlators for photons with $k_0 = |\vec{k}|$ and to get the photon production rate for different angles and energies. In [48] the quarks are massless, while in [49] the embedding of the flavor branes corresponds to massive quarks. In [50] the authors considered the effect of a constant magnetic field on the photon spectrum.

In [51] the author studied the running of the shear viscosity η in the MT solution. The anisotropy induces a dependence of the shear viscosity with the scale, which manifests itself in a temperature dependence of η which violates the lower bound on the shear viscosity to the entropy ratio bound [52]. In [53] the author analyzed the Chern-Simons diffusion rates for the MT solution. To obtain this quantity one has to analyze the fluctuations of the axion field χ .

The papers [54] and [55] deal with a generalization of the MT solution to the case in which a $U(1)$ gauge field is added. This corresponds to an R-charge chemical potential. The black holes constructed are of the Reissner-Nordström type. In this solution the internal S^5 is deformed, which corresponds to new internal components of the RR five-form F_5 . These two papers mimic the MT one, but the solution depends on an additional charge parameter Q , in addition to the axionic parameter a . They also address the thermodynamics in the presence of the chemical potential. The conductivities of this background were derived in [56].

The MT approach is of course not the only one to generate anisotropy in holography. Indeed, already some time before MT, the authors of [57] found a solution of Einstein's equation corresponding to an anisotropic energy momentum tensor (with two pressures) and they analyzed the quasinormal modes for R-charge diffusion. The recent paper [58] obtained a new solution which, apart from the dilaton and axion, has an extra scalar field X . They argued that this new solution is thermodynamically preferred over the MT one at low temperatures.

In an interesting and detailed paper [59] a new anisotropic solution was found. In this case the anisotropy is induced by a dilaton profile of the type $\phi = \rho z$ (ρ being a constant similar to a in MT). Now the metric at the IR is of the type $AdS_4 \times R$ (and not Lifshitz).

The section 3 includes the analysis of the anisotropic thermodynamics in this setting.

Another way of getting supergravity solutions with anisotropy is by considering backgrounds dual to non-commutative gauge theories. As an example of these, in [60], the charge diffusion in the D1-D3 solution of Maldacena-Russo is studied. The author solves Maxwell's equation in this background and derives the longitudinal and Hall conductivities.

After this rather lengthy review of the existing literature, let us summarize our aim. We will address the problem of studying the charge transport properties of an anisotropic plasma using top-down holographic methods. Our main motivation to follow top-down approach, instead of a bottom-up approach, is that the field theory dual is well-established and the anisotropy has a well-defined origin in the gauge theory. We will concentrate on a particular setup in which the anisotropy is introduced by a space-dependent axion, which corresponds to $\mathcal{N} = 4$, (3+1)-dimensional super Yang-Mills deformed by a theta angle linearly dependent on one of the coordinates. The corresponding supergravity backgrounds have been obtained in references [41] and [42, 43].

We will start discussing the background geometry which has a general metric possessing anisotropy as in [42, 43]. We then embed a probe D7-brane in this geometry and discuss the associated thermodynamics in Sec. 2 to the extent possible without specifying a particular solution. We then switch to discussing the fluctuation spectra of the flavor degrees of freedom in Sec. 3. We also work out the two-point functions and make a non-trivial check of the formulas. In Sec. 4 we specialize to the gravity solution found in [41] and evaluate the formulas laid out in the preceding section. In Sec. 5 we further perform a numerical analysis and show that our analytical formulas agree with the numerics very accurately. Sec. 5 contains a brief summary and an outlook of possible outgrowths of our work. Some computational details are relegated in App. A.

2 Gravity background and flavor thermodynamics

We consider the low-energy physics on a probe brane in a spatially anisotropic background. The background setup was originally studied in [42, 43]. The action is that of a type IIB supergravity where we only have a dilaton, an axion, and a RR five-form,

$$S = \frac{1}{2\kappa_{10}^2} \int d^{10}x \sqrt{-g} \left[e^{-2\phi} (R + 4\partial_M \phi \partial^M \phi) - \frac{1}{2} F_1^2 - \frac{1}{4 \cdot 5!} F_5^2 \right], \quad (2.1)$$

where $M = 0, \dots, 9$ and $F_1 = d\chi$ is the axion field strength. The metric Ansatz in the string frame is

$$ds^2 = \frac{L_s^2}{u^2} \left(-\mathcal{F} \mathcal{B} dt^2 + dx^2 + dy^2 + \mathcal{H} dz^2 + \frac{du^2}{\mathcal{F}} \right) + L_s^2 \mathcal{Z} d\Omega_{S^5}^2, \quad (2.2)$$

where all the components depend only on the radial coordinate u , which is 0 at the UV boundary. The RR five-form is set to be self-dual and chosen to be $F_5 = \alpha(\Omega_{S^5} + \star\Omega_{S^5})$, where Ω_{S^5} is the volume element of a five-sphere and α is a constant determined by flux quantization. The axion is linear in this Ansatz: $\chi = az$.

The authors of [42,43] studied mostly solutions that are asymptotically AdS. This enables us to set some regularity conditions. Due to freedom in parametrization, we can set $\mathcal{H}(0) = \mathcal{B}(0) = 1$ at the boundary along with $\phi(0) = 0$. The function \mathcal{F} is the blackening factor and vanishes at the horizon, u_H . The equations of motion for these Ansätze require $\alpha = 4e^{-\phi(0)}L_s^2 = 4L_s^2$ and $\mathcal{F}(0) = 1/\mathcal{Z}(0)$. Finally, the Ansatz was further simplified by setting

$$\mathcal{H} = e^{-\phi}, \quad \mathcal{Z} = e^{\frac{\phi}{2}}, \quad (2.3)$$

which restricts $\mathcal{F}(0) = \mathcal{Z}(0) = 1$. With these, we only need to find solutions for \mathcal{F} , \mathcal{B} , and ϕ .

The solutions emerging with these Ansätze exhibit scaling behavior with pure AdS₅ metric at the UV boundary and it becomes more and more anisotropic closer to the horizon. The anisotropy is controlled by the axion strength, a^2 . These solutions can be found analytically near the UV boundary at the low- and high-temperature limits. For intermediate temperatures, only numerical results are available. Due to the difficulty in obtaining analytical solutions, most of the following calculations will be presented with the metric in (2.2) although in a more condensed notation. Later on, we will consider a special case of fixed-point Lifshitz metric in Sec. 4.

We now wish to embed a probe D7-brane into the geometry. We first find a classical solution and study its thermodynamics and then move on to the fluctuations in Sec. 3. For the metric of the five-sphere, we will be using the fibration

$$d\Omega_{S^5}^2 = d\theta^2 + \sin^2\theta d\psi^2 + \cos^2\theta d\Omega_{S^3}^2. \quad (2.4)$$

The probe D7-brane will span the directions $(t, x, y, z, u, \Omega_3)$. We furthermore turn on a gauge field on the brane, $F = A'_t(u)du \wedge dt$. We have chosen the gauge $A_u = 0$. The brane will obey the dynamics following from the DBI action:

$$S_{DBI} = -T_7 \int d^8x e^{-\phi} \sqrt{-\det(g + F)}, \quad (2.5)$$

where the metric g is the induced metric on the brane, *i.e.*,

$$ds_8^2 = \frac{L_s^2}{u^2} \left(-\mathcal{F}\mathcal{B}dt^2 + dx^2 + dy^2 + \mathcal{H}dz^2 + \frac{du^2}{\mathcal{F}} \right) + L_s^2 \mathcal{Z} \cos^2\theta d\Omega_{S^3}^2. \quad (2.6)$$

Moreover, notice that we choose to absorb the factors of $2\pi\alpha'$ in the definitions of the gauge fields. We only focus on massless fundamentals, so it is consistent to integrate over the internal directions as the embedding does not vary inside Ω_3 . In other words, $\psi = \text{const.}$ and $\theta = 0$ are consistent solutions to the equations of motion.

We choose the following conventions for the use of indices. Lower case Latin letters i, j, \dots denote spatial directions. Greek letters μ, ν, \dots correspond to Poincaré coordinates or the coordinates along the boundary. Capital Latin letters A, B, \dots correspond to all the coordinates of the metric. In addition, prime indicates differentiation with respect to u .

The action evaluates to

$$S_{DBI} = -T_7 V \Omega_3 L_s^3 \int du e^{-\phi} g_{xx} \sqrt{g_{zz} \mathcal{Z}^3 (|g_{tt} g_{uu} - A_t'^2)} . \quad (2.7)$$

The Ω_3 is the volume of the three-sphere while V is the 4-volume of the space spanned by t , x , y , and z .

We see that A_t is a cyclic variable so it can be easily solved from the Euler-Lagrange equations to give

$$A_t' = d \frac{\sqrt{|g_{tt} g_{uu}|}}{\sqrt{W + d^2}} , \quad W \equiv e^{-2\phi} L_s^6 \mathcal{Z}^3 g_{xx}^2 g_{zz} . \quad (2.8)$$

Here, d is a constant and we will show that it is proportional to the particle density.

The chemical potential is

$$\mu = \int_0^{u_H} du A_t' , \quad (2.9)$$

while the particle density is

$$\rho = -\frac{1}{V} \left(\frac{\partial \Omega_{grand}}{\partial \mu} \right)_{V,T} = -\frac{1}{V} \left(\frac{\partial d}{\partial \mu} \right)_{V,T} \left(\frac{\partial \Omega_{grand}}{\partial d} \right)_{V,T} = T_7 \Omega_3 d , \quad (2.10)$$

where $\Omega_{grand} = -S_{\text{on-shell}}$ is the unregularized grand potential,

$$\Omega_{grand} = T_7 V \Omega_3 L_s^{14} \int_0^{u_H} du \frac{\sqrt{|g_{tt} g_{uu}|} W}{\sqrt{d^2 + W}} = T_7 V \Omega_3 \int_0^{u_H} du e^{-\frac{3\phi}{4}} u^{-5} \sqrt{\frac{\mathcal{B}}{L_s^{12} + d^2 u^6 e^{\frac{3}{2}\phi}}} . \quad (2.11)$$

For further thermodynamic computations, the on-shell action needs to be regularized. The simplest way for this is to subtract the 0-density action,

$$S_{\text{reg}}^{(\text{on-shell})} = -T_7 V \Omega_3 L_s^3 \int_0^{u_H} du \sqrt{|g_{tt} g_{uu}|} \left(\frac{W}{\sqrt{d^2 + W}} - \sqrt{W} \right) . \quad (2.12)$$

If d was small, we would also need to consider the contributions from the $d = 0$ solution. The proper regularization of the $d = 0$ action has been done in [61]. We only care about energy differences, so this suffices to our needs.

The temperature is given by the formula

$$T_H = \frac{\sqrt{\mathcal{B}(u_H)} |\mathcal{F}'(u_H)|}{4\pi} . \quad (2.13)$$

The energy density can be found with a Legendre transformation $\epsilon = \frac{\Omega_{grand}}{V} + \mu\rho$. In order to determine the pressures along the different directions, let us put the system in a box of sides L_x , L_y and L_z . Then, the pressure along direction q can be found with

$$p_q = -\frac{L_q}{V} \frac{\partial \Omega_{grand}}{\partial L_q}, \quad q = x, y, z. \quad (2.14)$$

The computation of pressures seems like a trivial task, after all, all the unknown quantities depend only on u . However, the z direction is a special case and the action depends non-trivially on L_z as seen in the explicit Lifshitz scaling solution of section 4. With these, we can also compute the speed of sound with

$$c_q^2 = \left(\frac{\partial p_q}{\partial \epsilon} \right)_s. \quad (2.15)$$

Later in Sec. 4 we will explicitly evaluate all the formulas in this section in a particular geometry.

3 Low-energy modes

We now move on to considering the spectrum of fluctuations of the gauge fields. We modify the action $g + F \rightarrow (g + F + f)$ and expand to second order in f where $f_{\mu\nu} = \partial_\mu a_\nu - \partial_\nu a_\mu$. To expand the action, we need to expand the determinant

$$\sqrt{-\det(g + F + f)} = \sqrt{-\det(g + F)} \sqrt{\det(1 + (g + F)^{-1}f)}. \quad (3.1)$$

We can use the following expansion

$$\sqrt{\det(1 + X)} = 1 + \frac{\text{Tr}X}{2} + \frac{(\text{Tr}X)^2}{8} - \frac{\text{Tr}X^2}{4} + \mathcal{O}(X^3). \quad (3.2)$$

The first order terms vanish as we are fluctuating around a saddle point. The inverse of $(g + F)$ is

$$\begin{aligned} (g + F)^{-1} &= \begin{bmatrix} \frac{-g_{uu}}{g_{uu}|g_{tt}| - A_t'^2} & \frac{A_t'}{|g_{tt}|g_{uu} - A_t'^2} & 0 & 0 & \dots \\ \frac{-A_t'}{|g_{tt}|g_{uu} - A_t'^2} & \frac{|g_{tt}|}{g_{uu}|g_{tt}| - A_t'^2} & 0 & 0 & \dots \\ 0 & 0 & g_{zz}^{-1} & 0 & \dots \\ 0 & 0 & 0 & g_{xx}^{-1} & \dots \\ \vdots & \vdots & \vdots & \vdots & \ddots \end{bmatrix} \\ &= G + J, \end{aligned} \quad (3.3)$$

where G is the diagonal part while J is the antisymmetric part of the matrix. In the above matrix, t is the first coordinate, u the second, z the third etc.

The second order term of the determinant is

$$\sqrt{-\det(g + F + f)}_{2\text{nd ord.}} = \sqrt{|g_{tt}|g_{uu} - A_t'^2} \left(\frac{J^{AB}J^{CD}}{8} - \frac{G^{AD}G^{BC} + J^{DA}J^{BC}}{4} \right) f_{AB}f_{CD}. \quad (3.4)$$

We get the equations of motion from the Euler-Lagrange equations. We make the assumption that a_μ do not depend on the spherical coordinates. The equations are

$$\partial_N \frac{W \sqrt{|g_{tt}|g_{uu}}}{\sqrt{W + d^2}} \left(\frac{J^{NM}J^{AB}}{2} - G^{MA}G^{BN} - J^{BN}J^{MA} \right) f_{AB} = 0 \quad (3.5)$$

for all M . It turns out that in our case when only the tu components of J are non-zero, the J matrices do not contribute to either the action nor the equations of motion. They will not appear in the rest of the calculations.

Our gauge condition is $a_u = 0$. We get an important constraint equation from this by setting $m = u$

$$\begin{aligned} G^{tt} \partial_t a_t' + \sum_i G^{ii} \partial_i a_i' &= 0 \\ \Leftrightarrow \partial_t a_t' - \sum_i v_i^2 \partial_i a_i' &= 0, \quad v_i^2 = -\frac{G^{ii}}{G^{tt}}. \end{aligned} \quad (3.6)$$

For spatial or temporal coordinates, we have

$$a_\mu'' + \partial_u \log \left(\sqrt{|g_{tt}|g_{uu}} \frac{W}{\sqrt{W + d^2}} G^{\mu\mu} G^{uu} \right) a_\mu' - \sum_\lambda \frac{G^{\lambda\lambda}}{G^{uu}} \partial_\lambda f_{\mu\lambda} = 0. \quad (3.7)$$

We make a further assumption. Due to rotational invariance in the xy -plane, we assume that a_μ 's are independent of y . Then we Fourier transform along directions t , x , and z with

$$a_\mu(u, t, x, z) = \int_{\mathbb{R}^3} d\omega dk_x dk_z a_\mu(u, \omega, \vec{k}) e^{i(\vec{k} \cdot (x, z) - \omega t)}. \quad (3.8)$$

The equations of motion as functions of ω and $\vec{k} = (k_x, k_z)$ are

$$\begin{aligned} \omega a_t' + (k_x v_x^2 a_x' + k_z v_z^2 a_z') &= 0 \\ a_t'' + \partial_u \log \left(\sqrt{|g_{uu}|g_{tt}} \frac{W}{\sqrt{W + d^2}} G^{uu} G^{tt} \right) a_t' + \frac{G^{tt}}{G^{uu}} (v_x^2 k_x E_x + v_z^2 k_z E_z) &= 0 \\ a_x'' + \partial_u \log \left(\sqrt{|g_{uu}|g_{tt}} \frac{W}{\sqrt{W + d^2}} G^{uu} G^{xx} \right) a_x' \\ - \frac{G^{tt}}{G^{uu}} \left(\omega E_x + \frac{k_z v_z^2}{\omega} (k_x E_z - k_z E_x) \right) &= 0, \\ a_z'' + \partial_u \log \left(\sqrt{|g_{uu}|g_{tt}} \frac{W}{\sqrt{W + d^2}} G^{uu} G^{zz} \right) a_z' \\ - \frac{G^{tt}}{G^{uu}} \left(\omega E_z - \frac{k_x v_x^2}{\omega} (k_x E_z - k_z E_x) \right) &= 0, \end{aligned} \quad (3.9)$$

where we have already used gauge-invariant quantities

$$E_x = \omega a_x + k_x a_t, \quad E_z = \omega a_z + k_z a_t . \quad (3.10)$$

Using the gauge constraint and definitions of E_x and E_z , we can solve the derivatives of a_μ in terms of E_x and E_z

$$\begin{aligned} a'_t &= \frac{1}{-\omega^2 + (v_x^2 k_x^2 + v_z^2 k_z^2)} (v_x^2 k_x E'_x + v_z^2 k_z E'_z) \\ a'_x &= \frac{-1}{-\omega^2 + (v_x^2 k_x^2 + v_z^2 k_z^2)} \left(\left(\omega - \frac{k_z^2}{\omega} v_z^2 \right) E'_x + \frac{k_x k_z}{\omega} v_z^2 E'_z \right) \\ a'_z &= \frac{-1}{-\omega^2 + (v_x^2 k_x^2 + v_z^2 k_z^2)} \left(\left(\omega - \frac{k_x^2}{\omega} v_x^2 \right) E'_z + \frac{k_x k_z}{\omega} v_x^2 E'_x \right) . \end{aligned} \quad (3.11)$$

Plugging these into the above equations of motion, we can express the equations of motion in terms of the gauge-invariant fields. Using suitable linear combinations, we can find equations that have the 2nd derivative on only one field. For E_x it is

$$\begin{aligned} E''_x + \left(\partial_u \log \left(\sqrt{g_{uu}|g_{tt}|} \frac{W}{\sqrt{W+d^2}} G^{uu} G^{xx} \right) + \frac{\partial_u \log(v_x^2) k_x^2 v_x^2}{\omega^2 - (v_x^2 k_x^2 + v_z^2 k_z^2)} \right) E'_x \\ + \frac{k_x k_z v_z^2 \partial_u \log(v_x^2) E'_z}{\omega^2 - (v_x^2 k_x^2 + v_z^2 k_z^2)} - \frac{G^{tt}}{G^{uu}} (\omega^2 - (v_x^2 k_x^2 + v_z^2 k_z^2)) E_x = 0 , \end{aligned} \quad (3.12)$$

and for E_z it is

$$\begin{aligned} E''_z + \left(\partial_u \log \left(\sqrt{g_{uu}|g_{tt}|} \frac{W}{\sqrt{W+d^2}} G^{uu} G^{zz} \right) + \frac{\partial_u \log(v_z^2) k_z^2 v_z^2}{\omega^2 - (k_z^2 v_z^2 + k_x^2 v_x^2)} \right) E'_z \\ + \frac{k_x k_z v_x^2 \partial_u \log(v_z^2)}{\omega^2 - (k_z^2 v_z^2 + k_x^2 v_x^2)} E'_x - \frac{G^{tt}}{G^{uu}} (\omega^2 - (k_z^2 v_z^2 + k_x^2 v_x^2)) E_z = 0 . \end{aligned} \quad (3.13)$$

We can now start solving these equations. There are two important cases that can be solved analytically. For $T = 0$, we will find a zero sound like dispersion relation and for $T \neq 0$ we will find a diffusion dispersion relation. The strategy for both cases involves solving the equations when $\omega, k \rightarrow 0$ with the near-horizon limit and then demanding that these two limits commute. We will begin with the $T = 0$ case.

3.1 $T = 0$: zero sound mode

First, we take the limit $u \rightarrow \infty$. We need the asymptotic behavior of the metric components,

$$\mathcal{F} = F_0 u^{\alpha_f} \left(1 + \mathcal{O} \left(\frac{1}{u} \right) \right), \quad \mathcal{B} = B_0 u^{-\alpha_b} \left(1 + \mathcal{O} \left(\frac{1}{u} \right) \right), \quad \phi = \tilde{\phi}_0 - \alpha_\phi \log \left(\frac{u}{L_s} + \mathcal{O}(1) \right) . \quad (3.14)$$

To preserve Lorentz invariance for the (t, x, y) components, we set $\alpha_b = \alpha_f$. We relax the conditions on (2.3) by setting $\mathcal{H} = H_0 e^{-\phi}$, $\mathcal{Z} = Z_0 e^{\phi/2}$. The series expansions below are valid if $\alpha_\phi < 4$, $\alpha_f > -2$, and $\alpha_f - 2\alpha_\phi > -2$, which are the cases of interest to us, *i.e.*, for the pure AdS metric and for the metric appear in later in (4.1).

The equations of motion for E decouple in the asymptotic limit

$$\begin{aligned} E_x'' + \frac{4 + \alpha_f}{2u} E_x' + \frac{\omega^2}{B_0 F_0^2 u^{\alpha_f}} E_x &= 0 \\ E_z'' + \frac{4 + \alpha_f - 2\alpha_\phi}{2u} E_z' + \frac{\omega^2}{B_0 F_0^2 u^{\alpha_f}} E_z &= 0. \end{aligned} \quad (3.15)$$

We require ingoing boundary conditions so the solution to these equations is

$$E_q = \frac{F_q}{u^{r_q/2}} H_{\frac{r_q}{2-\alpha_f}}^{(1)} \left(\frac{2u^{1-\frac{\alpha_f}{2}} \omega}{\sqrt{B_0} F_0 (2-\alpha_f)} \right), \quad r_x = \frac{2 + \alpha_f}{2}, \quad r_z = \frac{2 + \alpha_f - 2\alpha_\phi}{2}, \quad (3.16)$$

where F_q is an integration constant and $H_{r_q}^{(1)}$ is the Hankel function of the first kind. The $\omega \rightarrow 0$ limit of these are

$$E_q \approx F_q \left(\frac{1 + i \cot \left(\frac{\pi r_q}{2-\alpha_f} \right)}{\Gamma \left(1 + \frac{r_q}{2-\alpha_f} \right)} \frac{\omega^{\frac{r_q}{2-\alpha_f}}}{(\sqrt{B_0} F_0 (2-\alpha_f))^{\frac{r_q}{2-\alpha_f}}} - \frac{i \Gamma \left(\frac{r_q}{2-\alpha_f} \right) (\sqrt{B_0} F_0 (2-\alpha_f))^{\frac{r_q}{2-\alpha_f}}}{u^{r_q} \pi} \frac{1}{\omega^{\frac{r_q}{2-\alpha_f}}} \right). \quad (3.17)$$

Second, we take the low-frequency limit of equations (3.9). The equations decouple and a'_x and a'_z are easily solved. From these, we obtain E'_x and E'_z and then integrate them

$$a''_q + \partial_u \log \left(\sqrt{g_{uu} |g_{tt}|} \frac{W}{\sqrt{W + d^2}} G^{uu} G^{qq} \right) a'_q = 0, \quad q = x, z. \quad (3.18)$$

These are easily integrated and the gauge-invariant fields are

$$\begin{aligned} E_x &= E_{x,0} + \int_0^u d\tilde{u} \left[\frac{C_x \omega}{\tilde{u}^2 \sqrt{d^2 + e^{-\phi/2} \mathcal{H} Z_0^3 L_s^{12} \tilde{u}^{-6} \sqrt{\mathcal{B} \mathcal{F}}}} - \frac{k_x e^{-\frac{\phi}{2}} \mathcal{H} Z_0^3 L_s^{12} \sqrt{\mathcal{B}} (C_x k_x + C_z k_z)}{\omega \tilde{u}^8 (d^2 + e^{-\phi/2} \mathcal{H} Z_0^3 L_s^{12} \tilde{u}^{-6})^{\frac{3}{2}}} \right] \\ &\equiv E_{x,0} + \omega C_x \mathcal{J}_x(u) - \frac{k_x (C_x k_x + C_z k_z)}{\omega} \mathcal{I}(u) \\ E_z &= E_{z,0} + \int_0^u \tilde{u} \left[\frac{C_z \omega \mathcal{H}}{\tilde{u}^2 \sqrt{d^2 + e^{-\phi/2} \mathcal{H} Z_0^3 L_s^{12} \tilde{u}^{-6} \sqrt{\mathcal{B} \mathcal{F}}}} - \frac{k_z e^{-\frac{\phi}{2}} \mathcal{H} Z_0^3 L_s^{12} \sqrt{\mathcal{B}} (C_x k_x + C_z k_z)}{\omega \tilde{u}^8 (d^2 + e^{-\phi/2} \mathcal{H} Z_0^3 L_s^{12} \tilde{u}^{-6})^{\frac{3}{2}}} \right] \\ &\equiv E_{z,0} + \omega C_z \mathcal{J}_z(u) - \frac{k_z (C_x k_x + C_z k_z)}{\omega} \mathcal{I}(u), \end{aligned} \quad (3.19)$$

where, in the second step, we have defined the integrals $\mathcal{J}_x(u)$, $\mathcal{J}_z(u)$, and $\mathcal{I}(u)$. In the above expressions, C_x , C_z , $E_{x,0}$, and $E_{z,0}$ are integration constants. The next step is to

approximate these expressions at the near-horizon limit

$$\begin{aligned}
E_x &= E_{x,0} + \omega C_x \hat{J}_x - \frac{k_x(C_x k_x + C_z k_z)}{\omega} \hat{I} - \omega C_x \frac{2}{\sqrt{B_0} dF_0 (2 + \alpha_f)} u^{-\frac{\alpha_f}{2} - 1} \\
E_z &= E_{z,0} + \omega C_z \hat{J}_z - \frac{k_z(C_x k_x + C_z k_z)}{\omega} \hat{I} - \omega C_z \frac{2e^{-\tilde{\phi}_0} H_0}{\sqrt{B_0} dF_0 (2 - 2\alpha_\phi + \alpha_f)} \frac{u^{\alpha_\phi - \frac{\alpha_f}{2} - 1}}{L_s^{\alpha_\phi}} \quad (3.20)
\end{aligned}$$

where

$$\hat{J}_x \equiv \mathcal{J}_x(u = \infty), \quad \hat{J}_z \equiv \mathcal{J}_z(u = \infty), \quad \hat{I} \equiv \mathcal{I}(u = \infty). \quad (3.21)$$

We now match these expansions with the ones in (3.17). We first solve the F_x and F_z coefficients and then solve for $E_{x,0}$ and $E_{z,0}$, which will give us two linear equations in terms of C_x and C_z . Imposing the Dirichlet boundary conditions ($E_{q,0} = 0$), the only way to obtain a non-trivial solution is to require singularity of the linear equation, which will give us the dispersion relation. After a few straightforward steps, we get

$$\begin{pmatrix} E_{x,0} \\ E_{z,0} \end{pmatrix} = -\frac{1}{\omega} \times \begin{pmatrix} -\hat{I}k_x^2 + \hat{J}_x\omega^2 - \mu_x\omega^{\frac{6-\alpha_f}{2-\alpha_f}} & -\hat{I}k_x k_z \\ -\hat{I}k_x k_z & -\hat{I}k_z^2 + \hat{J}_z\omega^2 - \mu_z\omega^{\frac{6-\alpha_f-2\alpha_\phi}{2-\alpha_f}} \end{pmatrix} \begin{pmatrix} C_x \\ C_z \end{pmatrix}, \quad (3.22)$$

where the coefficients are

$$\begin{aligned}
\mu_x &= -\frac{\pi \left(\tan \left(\frac{\pi\alpha_f}{2-\alpha_f} \right) + i \right) \left(\frac{1}{\sqrt{B_0} F_0 (2-\alpha_f)} \right)^{\frac{4}{2-\alpha_f}}}{d\Gamma \left(\frac{6-\alpha_f}{4-2\alpha_f} \right)^2} \\
\mu_z &= \frac{\pi H_0 e^{-\tilde{\phi}_0} \left(\tan \left(\frac{\pi(\alpha_\phi - \alpha_f)}{2-\alpha_f} \right) - i \right) \left(\frac{1}{\sqrt{B_0} F_0 (2-\alpha_f)} \right)^{\frac{4-2\alpha_\phi}{2-\alpha_f}}}{dL_s^{\alpha_\phi} \Gamma \left(\frac{6-\alpha_f-2\alpha_\phi}{4-2\alpha_f} \right)^2}. \quad (3.23)
\end{aligned}$$

The condition for the determinant to be zero, *i.e.*, the dispersion relation, is given by the equation

$$\left(\frac{\hat{J}_z}{\hat{I}} \omega^2 - k_z^2 - \omega^{\frac{6-\alpha_f-2\alpha_\phi}{2-\alpha_f}} \frac{\mu_z}{\hat{I}} \right) \left(\frac{\hat{J}_x}{\hat{I}} \omega^2 - k_x^2 - \frac{\mu_x}{\hat{I}} \omega^{\frac{6-\alpha_f}{2-\alpha_f}} \right) = k_x^2 k_z^2. \quad (3.24)$$

The 1st order solution to this equation gives us the zero sound mode

$$\omega^2 = k_x^2 \frac{\hat{I}}{\hat{J}_x} + k_z^2 \frac{\hat{I}}{\hat{J}_z} = k^2 \left(\frac{\hat{I}}{\hat{J}_x} \cos^2 \varphi + \frac{\hat{I}}{\hat{J}_z} \sin^2 \varphi \right) \equiv (c_x^2 \cos^2 \varphi + c_z^2 \sin^2 \varphi) k^2 \equiv k^2 c_q^2. \quad (3.25)$$

The next order terms gives us the damping of the mode. By defining $\omega = c_q k + \delta\omega$, we can extract

$$\delta\omega = k^{\frac{4}{2-\alpha_f}} \frac{C_q^{\frac{2\alpha_f}{2-\alpha_f}} \hat{I}}{2} \left(\frac{\mu_x}{\hat{J}_x^2} \cos^2 \varphi + (k c_q)^{\frac{-2\alpha_\phi}{2-\alpha_f}} \frac{\mu_z}{\hat{J}_z^2} \sin^2 \varphi \right). \quad (3.26)$$

3.2 $T \neq 0$: diffusion mode

This time we set $T \neq 0$ and take the near-horizon limit $u \rightarrow u_H$ and the low-frequency limit $\omega \sim k^2 \rightarrow 0$. Note that we are implicitly expecting to find a diffusive solution, *i.e.*, $\omega = -iDk^2$.

We first take the near horizon limit of the equations of motion

$$\begin{aligned} E_x'' + \left(\frac{1}{u - u_H} + b_x \right) E_x' + \left(\frac{c_x}{(u - u_H)^2} + \frac{d_x}{u - u_H} \right) E_x + f_x E_z' &= 0 \\ E_z'' + \left(\frac{1}{u - u_H} + b_z \right) E_z' + \left(\frac{c_z}{(u - u_H)^2} + \frac{d_z}{u - u_H} \right) E_z + f_z E_x' &= 0, \end{aligned} \quad (3.27)$$

where the coefficients are

$$\begin{aligned} b_x &= \frac{\mathcal{B}'(u_H)}{2\mathcal{B}(u_H)} + \frac{2}{u_H} - \frac{H_0 Z_0^3 L_s^{12} (\frac{3}{4}\phi'(u_H) + 3u_H^{-1} - \frac{k_x^2}{\omega^2} \mathcal{B}(u_H) \mathcal{F}'(u_H))}{(d^2 u_H^6 e^{\frac{3\phi(u_H)}{2}} + H_0 Z_0^3 L_s^{12})} + \frac{\mathcal{F}''(u_H)}{2\mathcal{F}'(u_H)} \\ b_z &= \frac{\mathcal{B}'(u_H)}{2\mathcal{B}(u_H)} + \frac{2}{u_H} + \phi'(u_H) - \frac{H_0 Z_0^3 L_s^{12} (3u_H \phi'(u_H) + 12)}{4u_H (d^2 u_H^6 e^{\frac{3\phi(u_H)}{2}} + H_0 Z_0^3 L_s^{12})} + \frac{\mathcal{F}''(u_H)}{2\mathcal{F}'(u_H)} \\ &\quad + \frac{Z_0^3 L_s^{12} k_z^2 \mathcal{B}(u_H) e^{\phi(u_H)} \mathcal{F}'(u_H)}{\omega^2 (d^2 u_H^6 e^{\frac{3\phi(u_H)}{2}} + H_0 Z_0^3 L_s^{12})} \\ f_x &= \frac{Z_0^3 L_s^{12} k_x k_z \mathcal{B}(u_H) e^{\frac{\phi(u_H)}{2}} \mathcal{F}'(u_H)}{\omega^2 (d^2 u_H^6 e^{\phi(u_H)} + H_0 Z_0^3 L_s^{12} e^{-\frac{1}{2}\phi(u_H)})} = \frac{e^{\phi(u_H)}}{H_0} f_z \\ d_x &= d_z = -\frac{\omega^2 (\mathcal{B}'(u_H) \mathcal{F}'(u_H) + \mathcal{B}(u_H) \mathcal{F}''(u_H))}{\mathcal{B}(u_H)^2 \mathcal{F}'(u_H)^3} - \frac{L_s^{12} Z_0^3 (k_z^2 e^{\phi(u_H)} + H_0 k_x^2)}{\mathcal{F}'(u_H) (d^2 u_H^6 e^{\frac{3\phi(u_H)}{2}} + H_0 Z_0^3 L_s^{12})} \\ c_x &= c_z = \frac{\omega^2}{\mathcal{B}(u_H) \mathcal{F}'(u_H)^2}. \end{aligned} \quad (3.28)$$

We solve these equations using the Frobenius series, *i.e.*, $E_q = F_q(u - u_H)^{\alpha_q} (1 + \beta_q(u - u_H) + \dots)$, where α_q , F_q and β_q are all coefficients that might depend on ω and k . With the expansion, we can solve for α_q 's and β_q 's

$$\begin{aligned} \alpha_q &= -i\sqrt{c_q} = -i \frac{\omega}{\sqrt{\mathcal{B}(u_H) |\mathcal{F}'(u_H)|}} \equiv \alpha \\ \beta_{x,z} &= -\frac{d_{x,z} F_{x,z} + \alpha (b_{x,z} F_{x,z} + f_{x,z} F_{z,x})}{(1 + 2\alpha) F_{x,z}}, \end{aligned} \quad (3.29)$$

where we have chosen an explicit sign for α_q in order to have an infalling solution. In the expression for β_q , one either chooses the first indices or the second indices for all the terms.

Taking the low-frequency limit with $\omega \sim k^2 \sim \epsilon^2$, β 's take the value

$$\frac{F_q \beta_q}{k_q} = -\frac{i Z_0^3 L_s^{12} e^{\phi(u_H)} \sqrt{\mathcal{B}(u_H)} (F_x H_0 e^{-\phi(u_H)} k_x + F_z k_z)}{\omega \left(d^2 u_H^6 e^{\frac{3\phi(u_H)}{2}} + H_0 Z_0^3 L_s^{12} \right)} + \mathcal{O}(\epsilon^2). \quad (3.30)$$

For the other order, we once again first solve for a'_x and a'_z and then write down the E'_q . The solution reads

$$a'_q = C_q \left(\sqrt{|g_{uu}| g_{tt}} \frac{W}{\sqrt{W + d^2}} G^{uu} G^{qq} \right)^{-1}, \quad q = x, z, \quad (3.31)$$

which we then plug into the expression for E' 's

$$\begin{aligned} E'_x &= \frac{\omega^2 a'_x - (k_x^2 v_x^2 a'_x + k_z k_x a'_z v_z^2)}{\omega} \\ E'_z &= \frac{\omega^2 a'_z - (k_z^2 v_z^2 a'_z + k_x k_z a'_x v_x^2)}{\omega}. \end{aligned} \quad (3.32)$$

To respect our low-frequency expansion, we can neglect the ω^2 terms as a'_x and a'_z should be of the same order.

The integrated expressions for E 's then read

$$\begin{aligned} E_q &= E_{q,0} - \int_0^u d\tilde{u} \frac{k_q}{\omega} \frac{e^{-\frac{\phi}{2}} \mathcal{H} Z_0^3 L_s^{12} \sqrt{\mathcal{B}(\tilde{u})} (C_x k_x + C_z k_z)}{\tilde{u}^8 (d^2 + H_0 Z_0^3 L_s^{12} e^{-3\phi(\tilde{u})/2} \tilde{u}^{-6})^{3/2}} \\ &= E_{q,0} - \frac{k_q (C_x k_x + C_z k_z)}{\omega} \mathcal{I}(u) \\ &\approx E_{q,0} - \frac{k_q (C_x k_x + C_z k_z)}{\omega} \left(\mathcal{I}(u_H) + \frac{e^{-\frac{\phi(u_H)}{2}} \mathcal{H}(u_H) Z_0^3 L_s^{12} \sqrt{\mathcal{B}(u_H)}}{u_H^8 (d^2 + H_0 Z_0^3 L_s^{12} e^{-3\phi(u_H)/2} u_H^{-6})^{3/2}} (u - u_H) \right), \end{aligned} \quad (3.33)$$

where we have also done a near-horizon expansion.

We must now match our two solutions. First, we set $(u - u_H)^\alpha = E_{\text{nh}}$ and $C_q \propto F_q$, then match the two terms in the expansions. We get the relation

$$\begin{pmatrix} E_{x,0} \\ E_{z,0} \end{pmatrix} = \frac{-i}{\omega u_H^2 \sqrt{d^2 + e^{-3\phi(u_H)/2} H_0 Z_0^3 L_s^{12} u_H^{-6}}} \begin{pmatrix} \omega + i k_x^2 D_x & i k_x k_z D_x \\ i k_x k_z D_x & \mathcal{H}(u_H) \left(\omega + i k_z^2 \frac{D_x}{\mathcal{H}(u_H)} \right) \end{pmatrix} \begin{pmatrix} C_x \\ C_z \end{pmatrix}, \quad (3.34)$$

where

$$D_x = \mathcal{I}(u_H) u_H^2 \sqrt{d^2 + e^{-3\phi(u_H)/2} Z_0^3 H_0 L_s^{12} u_H^{-6}}. \quad (3.35)$$

A non-trivial solution to Dirichlet boundary conditions is provided only when the matrix is singular, *i.e.*, when

$$\omega = -i(k_x^2 + k_z^2 / \mathcal{H}(u_H)) D_x, \quad (3.36)$$

which corresponds to a diffusion mode.

3.3 Two-point functions

We now move on to compute two-point functions of this system both in zero temperature and finite temperature. From these two-point functions we can extract the conductivity with which we can do a non-trivial consistency check through the Einstein relation.

Including all prefactors in (3.4), we get the 2nd order Lagrangian

$$\mathcal{L} = -T_7 L_s^3 \sqrt{|g_{tt}|g_{uu}} \frac{W}{\sqrt{W+d^2}} \left(\sum_{A<B} \frac{G^{AA}G^{BB}(f_{AB})^2}{2} \right). \quad (3.37)$$

First of all, we drop all the fields in directions other than t , z , or x . To use gauge invariant quantities, we write the bracketed sum first as

$$\begin{aligned} \sum_{A<B} G^{AA}G^{BB}(f_{AB})^2 &= G^{uu} (G^{tt}(a'_t)^2 + G^{xx}(a'_x)^2 + G^{zz}(a'_z)^2) \\ &+ G^{tt}G^{xx}E_x^2 + G^{tt}G^{zz}E_z^2 + \frac{1}{\omega^2}G^{xx}G^{zz}(E_x k_z - E_z k_x)^2, \end{aligned} \quad (3.38)$$

where we already performed a Fourier transform. All the multiples of fields are to be interpreted as

$$E_q E_{q'} = E_q^*(k, \omega) E_{q'}(k, \omega). \quad (3.39)$$

The term with derivatives with respect to u can then be written as

$$\frac{G^{xx}(G^{zz}k_z^2 + G^{tt}\omega^2)(E'_x)^2 + G^{zz}(G^{xx}k_x^2 + G^{tt}\omega^2)(E'_z)^2 - (G^{xx}G^{zz}k_x k_z)(E'_z E'_x + E'_x E'_z)}{\omega^2(\omega^2 G^{tt} + k_z^2 G^{zz} + k_x^2 G^{xx})/G^{uu}}. \quad (3.40)$$

We now do a partial integration with respect to u for the terms which include E'_q terms. The strategy is to integrate the complex conjugated field and then differentiate the rest of the expression. Making use of equations of motion, it turns out that all the remaining bulk integrals cancel so we are left with only a surface integral.

$$\begin{aligned} S_{\text{on-shell}}^{(2)} &= \frac{T_7 \Omega_3 L_s^3}{2} \int d^4 k \sqrt{|g_{tt}|g_{uu}} \frac{W G^{uu}}{\sqrt{W+d^2}} \\ &\times \frac{G^{xx}(G^{zz}k_z^2 + G^{tt}\omega^2)E_x E'_x + G^{zz}(G^{xx}k_x^2 + G^{tt}\omega^2)E_z E'_z - (G^{xx}G^{zz}k_x k_z)(E_z E'_x + E_x E'_z)}{\omega^2(\omega^2 G^{tt} + k_z^2 G^{zz} + k_x^2 G^{xx})} \Big|_{u \rightarrow 0}. \end{aligned} \quad (3.41)$$

As a next step, we consider a low-energy limit, yielding

$$S_{\text{on-shell}}^{(2)} = \frac{T_7 \Omega_3 L_s^3}{2} \int d^4 k \frac{1}{\omega} (E_{x,0}(k)^* C_x(k) + E_{z,0}(k)^* C_z(k)). \quad (3.42)$$

The final steps involve expressing C_q 's in terms of the boundary values and taking functional derivatives with respect to the boundary values.

3.3.1 $T = 0$

We invert equation (3.22) and get

$$\begin{pmatrix} C_x \\ C_z \end{pmatrix} = \frac{\omega}{\left(\hat{I}k_z^2 - \hat{J}_z\omega^2 + \mu_z\omega^{\frac{6-\alpha_f-2\alpha_\phi}{2-\alpha_f}} \right) \left(\hat{I}k_x^2 - \hat{J}_x\omega^2 + \mu_x\omega^{\frac{6-\alpha_f}{2-\alpha_f}} \right) - \hat{I}k_x^2k_z^2} \quad (3.43)$$

$$\times \begin{pmatrix} \hat{I}k_z^2 - \hat{J}_z\omega^2 + \mu_z\omega^{\frac{6-\alpha_f-2\alpha_\phi}{2-\alpha_f}} & -\hat{I}k_xk_z \\ -\hat{I}k_xk_z & \hat{I}k_x^2 - \hat{J}_x\omega^2 + \mu_x\omega^{\frac{6-\alpha_f}{2-\alpha_f}} \end{pmatrix} \begin{pmatrix} E_{x,0} \\ E_{z,0} \end{pmatrix}.$$

The on-shell action, in terms of the boundary values, now takes the form

$$S_{\text{on-shell}}^{(2)} = \frac{T_7\Omega_3L_s^3}{2} \int d^4k \frac{1}{\left(\hat{I}k_z^2 - \hat{J}_z\omega^2 + \mu_z\omega^{\frac{6-\alpha_f-2\alpha_\phi}{2-\alpha_f}} \right) \left(\hat{I}k_x^2 - \hat{J}_x\omega^2 + \mu_x\omega^{\frac{6-\alpha_f}{2-\alpha_f}} \right) - \hat{I}^2k_x^2k_z^2}$$

$$\times \left(\left(\mu_z\omega^{\frac{6-\alpha_f-2\alpha_\phi}{2-\alpha_f}} - \hat{J}_z\omega^2 + \hat{I}k_z^2 \right) E_{x,0}^2 + \left(\mu_x\omega^{\frac{6-\alpha_f}{2-\alpha_f}} - \hat{J}_x\omega^2 + \hat{I}k_x^2 \right) E_{z,0}^2 \right. \\ \left. - \hat{I}k_xk_z(E_{x,0}E_{z,0} + E_{z,0}E_{x,0}) \right). \quad (3.44)$$

Now we will simply take functional derivatives of the on-shell action to obtain the current-current correlators. Bear in mind that $\frac{\partial}{\partial a_\mu(k)} = \frac{\partial E_i(k)}{\partial a_\mu(k)} \frac{\partial}{\partial E_i(k)}$. First, the tt correlator is

$$\langle J_t(-k)J_t(k) \rangle = \frac{\delta}{\delta a_t^*(k)} \frac{\delta}{\delta a_t(k)} S^{(2)}$$

$$= \frac{T_7\Omega_3L_s^3 \left(\mu_x\omega^{\frac{6-\alpha_f}{2-\alpha_f}} k_z^2 + \mu_z\omega^{\frac{6-\alpha_f-2\alpha_\phi}{2-\alpha_f}} k_x^2 - \omega^2 \left(k_x^2\hat{J}_z + k_z^2\hat{J}_x \right) \right)}{\left(\hat{I}k_z^2 - \hat{J}_z\omega^2 + \mu_z\omega^{\frac{6-\alpha_f-2\alpha_\phi}{2-\alpha_f}} \right) \left(\hat{I}k_x^2 - \hat{J}_x\omega^2 + \mu_x\omega^{\frac{6-\alpha_f}{2-\alpha_f}} \right) - \hat{I}^2k_x^2k_z^2}. \quad (3.45)$$

Second, we consider direction $q = \cos \chi \hat{x} + \sin \chi \hat{z}$, i.e. the current $J_q = J_x \cos \chi + J_z \sin \chi$. In addition, for a more condensed notation, we use the notation $k_x = k \cos \varphi$ and $k_z = k \sin \varphi$. The current two-point function becomes

$$\langle J_q(-k)J_q(k) \rangle = \langle J_x(-k)J_x(k) \rangle \cos^2 \chi + \langle J_z(-k)J_z(k) \rangle \sin^2 \chi + \frac{\langle J_x(-k)J_z(k) + J_z(-k)J_x(k) \rangle}{2} \sin 2\chi$$

$$= T_7\omega^2\Omega_3L_s^3 \frac{\mu_x\omega^{\frac{6-\alpha_f}{2-\alpha_f}} \sin^2 \chi + \mu_z\omega^{\frac{6-\alpha_f-2\alpha_\phi}{2-\alpha_f}} \cos^2 \chi - \omega^2 \left(\hat{J}_z \cos^2 \chi + \hat{J}_x \sin^2 \chi \right) + \hat{I}k^2 \sin^2(\varphi - \chi)}{\left(\hat{I}k_z^2 - \hat{J}_z\omega^2 + \mu_z\omega^{\frac{6-\alpha_f-2\alpha_\phi}{2-\alpha_f}} \right) \left(\hat{I}k_x^2 - \hat{J}_x\omega^2 + \mu_x\omega^{\frac{6-\alpha_f}{2-\alpha_f}} \right) - \hat{I}^2k_x^2k_z^2}. \quad (3.46)$$

On the other hand, two perpendicular directions with $q_\perp = \sin \chi \hat{x} - \cos \chi \hat{z}$ have the two-point function

$$\begin{aligned} & \langle J_q(-k) J_{q_\perp}(k) \rangle \\ &= \frac{T_7 \omega^2 \Omega_3 L_s^3 \left(\sin \chi \cos \chi \left[\mu_z \omega^{\frac{6-\alpha_f-2\alpha_\phi}{2-\alpha_f}} - \mu_x \omega^{\frac{6-\alpha_f}{2-\alpha_f}} - \omega^2 (\hat{J}_z - \hat{J}_x) \right] + \hat{I} \frac{k^2 \sin(2(\varphi-\chi))}{2} \right)}{\left(\hat{I} k_z^2 - \hat{J}_z \omega^2 + \mu_z \omega^{\frac{6-\alpha_f-2\alpha_\phi}{2-\alpha_f}} \right) \left(\hat{I} k_x^2 - \hat{J}_x \omega^2 + \mu_x \omega^{\frac{6-\alpha_f}{2-\alpha_f}} \right) - \hat{I}^2 k_x^2 k_z^2}. \end{aligned} \quad (3.47)$$

The conductivity tensor can be computed with the relation

$$\sigma_{ij}(\omega) = \frac{1}{i\omega} \langle J_i(-\omega, \vec{k} = 0) J_j(\omega, \vec{k} = 0) \rangle. \quad (3.48)$$

In the low-frequency limit, the longitudinal and Hall conductivities are

$$\sigma_{qq}(\omega) = i \frac{T_7 \Omega_3 L_s^3 \left(\hat{J}_z \cos^2 \chi + \hat{J}_x \sin^2 \chi \right) \frac{1}{\omega}}{\hat{J}_z \hat{J}_x}, \quad (3.49)$$

and

$$\sigma_{qq_\perp}(\omega) = i \frac{T_7 \Omega_3 L_s^3 \sin \chi \cos \chi \left(\hat{J}_z - \hat{J}_x \right) \frac{1}{\omega}}{\hat{J}_z \hat{J}_x}. \quad (3.50)$$

The $\frac{i}{\omega}$ singularity resembles Drude conductivity and implies a delta peak for the real part of the conductivity at $\omega = 0$.

3.3.2 $T \neq 0$

Inverting the matrix in (3.34) gives

$$\begin{pmatrix} C_x \\ C_z \end{pmatrix} = i \frac{u_H^2 \sqrt{d^2 + e^{-3\phi(u_H)/2} H_0 Z_0^3 L_s^{12} u_H^{-6}}}{\mathcal{H}(u_H) \left(\omega + i \left(k_x^2 + \frac{k_z^2}{\mathcal{H}(u_H)} \right) D_x \right)} \begin{pmatrix} \mathcal{H}(u_H) \left(\omega + i k_z^2 \frac{D_x}{\mathcal{H}(u_H)} \right) & -i k_x k_z D_x \\ -i k_x k_z D_x & \omega + i k_x^2 D_x \end{pmatrix} \begin{pmatrix} E_{x,0} \\ E_{z,0} \end{pmatrix}, \quad (3.51)$$

which we use to express the on-shell action in terms of field boundary values

$$\begin{aligned} S_{\text{on-shell}}^{(2)} &= \frac{i T_7 \Omega_3 L_s^3 \sqrt{d^2 + e^{-3\phi(u_H)/2} H_0 Z_0^3 L_s^{12} u_H^{-6}} u_H^2}{2} \\ &\times \int d^4 k \frac{\mathcal{H}(u_H) \left(\omega + i \frac{D_x}{\mathcal{H}(u_H)} k_z^2 \right) E_{x,0}^2 + \left(\omega + i D_x k_x^2 \right) E_{z,0}^2 - i k_x k_z D_x (E_{z,0} E_{x,0} + E_{x,0} E_{z,0})}{\omega \mathcal{H}(u_H) \left(\omega + i \left(k_x^2 + \frac{k_z^2}{\mathcal{H}(u_H)} \right) D_x \right)}. \end{aligned} \quad (3.52)$$

The two-point functions can then be easily computed. We list the same components as above

$$\begin{aligned}
\langle J_t(-k)J_t(k) \rangle &= \frac{iT_7\Omega_3L_s^3\sqrt{d^2 + e^{-3\phi(u_H)/2}H_0Z_0^3L_s^{12}u_H^{-6}u_H^2}(\mathcal{H}(u_H)k_x^2 + k_z^2)}{\mathcal{H}(u_H)(\omega + i(k_x^2 + \frac{k_z^2}{\mathcal{H}(u_H)})D_x)} \\
\langle J_q(-k)J_q(k) \rangle &= \frac{iT_7\Omega_3L_s^3\omega\sqrt{d^2 + e^{-3\phi(u_H)/2}H_0Z_0^3L_s^{12}u_H^{-6}u_H^2}(\omega(\mathcal{H}(u_H)\cos^2\chi + \sin^2\chi) + ik^2D_x\sin^2(\varphi - \chi))}{\mathcal{H}(u_H)(\omega + i(k_x^2 + \frac{k_z^2}{\mathcal{H}(u_H)})D_x)} \\
\langle J_q(-k)J_{q_\perp}(k) \rangle &= \frac{iT_7\Omega_3L_s^3\omega\sqrt{d^2 + e^{-3\phi(u_H)/2}H_0Z_0^3L_s^{12}u_H^{-6}u_H^2}\left(\omega\cos\chi\sin\chi(\mathcal{H}(u_H) - 1) + i\frac{k^2D_x\sin 2(\varphi - \chi)}{2}\right)}{\mathcal{H}(u_H)(\omega + i(k_x^2 + \frac{k_z^2}{\mathcal{H}(u_H)})D_x)} \tag{3.53}
\end{aligned}$$

The corresponding DC conductivities are

$$\begin{aligned}
\sigma_{qq} &= T_7\Omega_3L_s^3\sqrt{d^2 + e^{-2\phi(u_H)}\mathcal{H}(u_H)\mathcal{Z}(u_H)^3L_s^{12}u_H^{-6}u_H^2}\left(\cos^2\chi + \frac{\sin^2\chi}{\mathcal{H}(u_H)}\right) \\
\sigma_{qq_\perp} &= T_7\Omega_3L_s^3\sqrt{d^2 + e^{-2\phi(u_H)}\mathcal{H}(u_H)\mathcal{Z}(u_H)^3L_s^{12}u_H^{-6}u_H^2}\left(1 - \frac{1}{\mathcal{H}(u_H)}\right)\cos\chi\sin\chi \tag{3.54}
\end{aligned}$$

We see that these only depend on the near-horizon physics.

3.3.3 Einstein relation

Einstein relation relates conductivity to susceptibility and diffusion in a non-trivial manner,

$$\sigma = D\chi_c. \tag{3.55}$$

The validity of this relation has previously been checked and verified in many other holographic settings, starting with [63]. Susceptibility is computed with

$$\chi_c^{-1} = \left(\frac{\partial\mu}{\partial\rho}\right)_T = \frac{L_s^9}{T_7\Omega_3}\int_0^{u_H} du \frac{e^{-2\phi}\sqrt{\mathcal{B}}\mathcal{H}\mathcal{Z}^3}{u^8(d^2 + e^{-2\phi}\mathcal{H}\mathcal{Z}^3L_s^{12}u^{-6})^{3/2}} = \frac{\mathcal{I}(u_H)}{T_7\Omega_3L_s^3}. \tag{3.56}$$

A simple algebraic exercise shows that the Einstein relation is indeed satisfied.

4 Fixed-point Lifshitz metric

No analytical non-trivial solutions for the system discussed in Sec. 2 are known. We wish to compare our analytical low-energy expressions to numerical ones. If we relax the regularity conditions near the boundary, we can find a closed form fixed-point Lifshitz-like solution, originally discovered in [41]. The solution is

$$\alpha = \frac{\sqrt{6a}\mathcal{Z}_0^{5/2}}{\sqrt{\mathcal{H}_0}}L_s^5, \quad e^\phi = e^{\phi_0} \left(\frac{L_s}{u}\right)^{4/7} = \sqrt{\frac{8}{3a^2L_s^2}}\sqrt{\frac{\mathcal{H}_0}{\mathcal{Z}_0}}\left(\frac{L_s}{u}\right)^{4/7}, \quad \mathcal{B} = \frac{33\mathcal{B}_0\mathcal{Z}_0}{49}\left(\frac{L_s}{u}\right)^{2/7}$$

$$\mathcal{F} = \frac{49}{33\mathcal{Z}_0}\left(\frac{u}{L_s}\right)^{2/7}\left(1 - \frac{u^{22/7}}{u_H^{22/7}}\right), \quad \mathcal{H} = \mathcal{H}_0\left(\frac{u}{L_s}\right)^{4/7}, \quad \mathcal{Z} = \mathcal{Z}_0\left(\frac{L_s}{u}\right)^{2/7}, \quad (4.1)$$

where a is the axion parameter that determines the strength of the anisotropy and \mathcal{B}_0 , \mathcal{H}_0 , \mathcal{Z}_0 are free dimensionless parameters. Without losing generality, we can set them to unity. To obtain the original form of the fixed point metric in [41] from our solution above, we need to make a few modifications. By setting and scaling

$$u = \frac{L_s^8}{R_s^7}r^{-7/6}, \quad \{t, x, y\} \rightarrow \sqrt{\frac{11}{12}}\frac{L_s^7}{R_s^6}\{\tilde{t}, \tilde{x}, \tilde{y}\}, \quad z \rightarrow \sqrt{\frac{11}{12}}\frac{L_s^5}{R_s^4}\tilde{w}, \quad a = \sqrt{\frac{12}{11}}\frac{R_s^4}{L_s^5}\beta, \quad (4.2)$$

the constant L_s drops from the expressions and we obtain the string frame metric

$$ds^2 = \tilde{R}_s^2 \left(r^{7/3}(-f(r)d\tilde{t}^2 + d\tilde{x}^2 + d\tilde{y}^2) + r^{5/3}d\tilde{w}^2 + \frac{dr^2}{r^{5/3}f(r)} \right) + R_s^2 r^{1/3} d\Omega_{S^5}^2$$

$$f(r) = 1 - \left(\frac{r_H}{r}\right)^{11/3}, \quad e^\phi = \frac{\sqrt{22}}{3\beta}r^{2/3}, \quad \tilde{R}_s^2 = \frac{11}{12}R_s^2, \quad \alpha = \sqrt{\frac{72}{11}}R_s^4\beta. \quad (4.3)$$

In the Einstein frame $ds_E^2 = e^{-\phi/2}ds^2$ and with $r_H = 0$, we see that the metric

$$ds_E^2 = \tilde{R}_E^2 \left(r^2(-d\tilde{t}^2 + d\tilde{x}^2 + d\tilde{y}^2) + r^{4/3}d\tilde{w}^2 + \frac{dr^2}{r^2} \right) + R_E^2 d\Omega_{S^5}^2, \quad (4.4)$$

exhibits a Lifshitz-like scaling with $\{\tilde{t}, \tilde{x}, \tilde{y}\} \rightarrow k\{\tilde{t}, \tilde{x}, \tilde{y}\}$, $\tilde{w} \rightarrow k^{2/3}\tilde{w}$, and $r \rightarrow k^{-1}r$. In the metric, $R_E^2 = \frac{3\beta}{\sqrt{22}}R_s^2$. Notice that one cannot consider the isotropic limit in this solution due to double scaling limit.

This solution was originally obtained by considering the one-form and the RR five-form to be sourced by N D3- and k D7-branes s.t. $\alpha = \frac{(2\pi)^4 N}{\text{Vol}(S^5)}$, $\beta = \frac{k}{L_w}$, where L_w is the period of the \tilde{w} coordinate. From low-energy flat space perspective, the branes are extended along the following directions

$\mathcal{M}_4 \times S^1 \times X_5$	\tilde{t}	\tilde{x}	\tilde{y}	r	\tilde{w}	s_1	s_2	s_3	s_4	s_5
N D3	×	×	×		×					
k D7	×	×	×			×	×	×	×	×

(4.5)

We will specialize our above solutions and computations to this special background metric. We will scale out thermal factors by redefining the radial coordinate and setting the horizon to reside at 1. The rescaled quantities we will decorate with hats as follows:

$$\begin{aligned}\omega &= \hat{\omega} u_H^{-6/7} L_s^{-1/7}, & k_x &= \hat{k}_x u_H^{-6/7} L_s^{-1/7}, & k_z &= \hat{k}_z u_H^{-4/7} L_s^{-3/7} \\ E_x &= \hat{E}_x u_H^{-2} L_s^2, & E_z &= \hat{E}_z u_H^{-12/7} L_s^{12/7}.\end{aligned}\tag{4.6}$$

The only dimensionless parameter we thus have is the rescaled charge density \hat{d} ,

$$\hat{d} = \frac{d u_H^{18/7}}{L_s^{39/7}} e^{\phi_0} \propto \frac{\left(\frac{\mu_0}{L_s}\right)^{9/4}}{L_s^3 T^3},\tag{4.7}$$

where high \hat{d} corresponds to high particle density or equivalently to low temperature and vice versa for low \hat{d} . Similar interpretations apply to \hat{k} and $\hat{\omega}$. We will begin with the thermodynamic expressions and then move on to the low-energy excitations.

4.1 Thermodynamics

We start by direct evaluation of the thermodynamic quantities as calculated in the general framework in Sec. 2. First, the temperature is given by

$$T = \frac{\sqrt{\mathcal{B}(u_H)} |\mathcal{F}'(u_H)|}{4\pi} = \sqrt{\frac{11}{12}} \frac{1}{\pi L_s^{1/7} u_H^{6/7}}.\tag{4.8}$$

The regularized on-shell action is

$$\begin{aligned}-\Omega_{grand} &= S_{\text{reg.}}^{\text{on-shell}} &= & -T_7 V \Omega_3 \int_0^{u_H} du \frac{\sqrt{33} e^{-\phi_0} L_s^{54/7}}{7 u^{33/7}} \left(\sqrt{\frac{1}{1 + \hat{d}^2}} - 1 \right) \\ & &= & T_7 V \Omega_3 \frac{\sqrt{33} e^{-\phi_0} L_s^{54/7}}{26 u_H^{26/7}} \left({}_2F_1 \left(-\frac{13}{18}, \frac{1}{2}, \frac{5}{18}, -\hat{d}^2 \right) - 1 \right) \\ & \stackrel{u_H \rightarrow \infty}{=} & T_7 V \Omega_3 \frac{\sqrt{33} d^{13/9} e^{4\phi_0/9} \Gamma\left(\frac{5}{18}\right) \Gamma\left(\frac{11}{9}\right)}{26 \sqrt{\pi} L_s^{1/3}},\end{aligned}\tag{4.9}$$

where the last line is the zero-temperature result. The chemical potential is

$$\mu = \int_0^{u_H} du \frac{d\sqrt{33}}{7 \sqrt{d^2 + \frac{e^{-2\phi_0} L_s^{78/7}}{u^{36/7}}}} \left(\frac{L_s}{u} \right)^{15/7} = \mu_0 - L_s \frac{\sqrt{33} {}_2F_1 \left(\frac{2}{9}, \frac{1}{2}, \frac{11}{9}; -\hat{d}^2 \right)}{8 (u_H/L_s)^{8/7}},\tag{4.10}$$

where

$$\mu_0 = \frac{\sqrt{11} d^{4/9} e^{4\phi_0/9} \Gamma\left(\frac{2}{9}\right) \Gamma\left(\frac{5}{18}\right)}{12 \sqrt{3\pi} L_s^{1/3}}\tag{4.11}$$

is the zero-temperature chemical potential. The pressure and energy density expressions at low temperatures are

$$\begin{aligned}\epsilon &= T_7 \Omega_3 \left[\frac{\sqrt{33} d^{13/9} e^{4\phi_0/9}}{52 \sqrt{\pi} L_s^{1/3}} \Gamma\left(\frac{5}{18}\right) \Gamma\left(\frac{2}{9}\right) - \frac{3 \sqrt[6]{\frac{3}{11}} \pi^{4/3} d}{2 \cdot 2^{2/3}} L_s^{7/3} T^{4/3} \right] + \mathcal{O}((L_s T)^{13/3}) \\ p_y &= p_x \stackrel{T=0}{=} - \frac{\Omega_{grand}}{V} \\ p_z &\stackrel{T=0}{=} \frac{13}{9} p_x ,\end{aligned}\tag{4.12}$$

from which we can compute the speed of sound at zero temperature

$$c_{s,y}^2 = c_{s,x}^2 = \frac{4}{9}, \quad c_{s,z}^2 = \frac{52}{81} .\tag{4.13}$$

4.2 Low-energy excitations and conductivity

As for the low energy excitations, we can express the solution to the zero sound equation (3.24) in terms of the fixed point metric. The 1st order solution and the imaginary correction are

$$\begin{aligned}\hat{\omega}^2 &= \frac{4}{9} \hat{k}_x^2 + \frac{2 \hat{d}^{2/9} \Gamma\left(\frac{5}{18}\right) \Gamma\left(\frac{11}{9}\right)}{\Gamma\left(\frac{1}{9}\right) \Gamma\left(\frac{7}{18}\right)} \hat{k}_z^2 \\ \text{Im } \delta \hat{\omega}|_{\varphi=0} &= - \frac{9 \pi^{3/2} \Gamma\left(\frac{20}{9}\right)}{4 \sqrt[3]{22} \hat{d}^{4/9} \Gamma\left(\frac{2}{9}\right)^2 \Gamma\left(\frac{5}{18}\right) \Gamma\left(\frac{5}{3}\right)^2} \hat{k}_x^{7/3} \\ \text{Im } \delta \hat{\omega}|_{\varphi=\pi/2} &= - \frac{9 \left(\frac{3}{11}\right)^{2/3} \pi^{3/2} \Gamma\left(\frac{5}{18}\right)^{5/6} \Gamma\left(\frac{20}{9}\right)}{2 \sqrt{2} \sqrt[27]{\hat{d}} \left(\Gamma\left(\frac{1}{9}\right) \Gamma\left(\frac{7}{18}\right)\right)^{11/6} \sqrt[6]{\Gamma\left(\frac{11}{9}\right) \Gamma\left(\frac{4}{3}\right)^2}} \hat{k}_z^{5/3} ,\end{aligned}\tag{4.14}$$

where we only report the x and z direction for the imaginary part to avoid cluttering the notation. Notice that the speed of first sound and zero sound in the x direction are equal. On the other hand, the speed of zero sound in the z direction depends on the particle density, making the zero sound fundamentally spatially anisotropic.

As for the diffusion mode, we have (3.36) in terms of the fixed-point metric

$$\hat{\omega} = -i \left(\hat{k}_x^2 + \hat{k}_z^2 \right) \frac{\sqrt{33} \sqrt{1 + \hat{d}^2} {}_2F_1\left(\frac{5}{18}, \frac{3}{2}, \frac{23}{18}; -\hat{d}^2\right)}{10} .\tag{4.15}$$

We can study the behavior of the diffusion in different limits of \hat{d} .

$$\begin{aligned}D_x &\sim \frac{1}{T}, \quad D_z \sim \frac{L_s^{2/3}}{T^{1/3}}, \quad \hat{d} \rightarrow 0 \\ D_x &\sim \frac{\mu_0}{(L_s T)^{7/3}}, \quad D_z \sim \frac{\mu_0}{(L_s T)^{5/3}}, \quad \hat{d} \rightarrow \infty .\end{aligned}\tag{4.16}$$

Finally, we express the DC conductivities in terms of this metric. The longitudinal and transverse conductivities in direction $q = \hat{x} \cos \chi + \hat{z} \sin \chi$ and $q_\perp = \hat{x} \sin \chi - \hat{z} \cos \chi$ are

$$\begin{aligned}\sigma_{qq} &= T_7 \Omega_3 L_s^{60/7} u_H^{-4/7} e^{-\phi_0} \sqrt{1 + \hat{d}^2} \left(\cos^2 \chi + \left(\frac{L_s}{u_H} \right)^{4/7} \sin^2 \chi \right), \\ \sigma_{qq_\perp} &= T_7 \Omega_3 L_s^{60/7} u_H^{-4/7} \sqrt{1 + \hat{d}^2} \left(1 - \left(\frac{L_s}{u_H} \right)^{4/7} \right) \cos \chi \sin \chi.\end{aligned}\quad (4.17)$$

Likewise, the behavior of DC conductivities in two different limits are

$$\begin{aligned}\sigma_{xx} &\sim T_7 L_s^{26/3} T^{2/3}, & \sigma_{zz} &\sim T_7 L_s^{28/3} T^{4/3}, & \hat{d} &\rightarrow 0 \\ \sigma_{xx} &\sim \frac{T_7 L_s^{41/12} \mu_0^{9/4}}{T^{7/3}}, & \sigma_{zz} &\sim \frac{T_7 L_s^{49/12} \mu_0^{9/4}}{T^{5/3}}, & \hat{d} &\rightarrow \infty.\end{aligned}\quad (4.18)$$

In the next section, we compare our analytical expressions to numerical ones.

5 Numerical verification

The numerical methods we use are standard, see, *e.g.*, [62]. All of our solutions are obtained at finite temperature.

5.1 Transition from hydrodynamic to collisionless regime

In our analytical computations, we saw diffusion and zero sound modes at finite temperatures and zero temperatures, respectively. It is to be expected that, in numerical computations, both modes can appear, and, for different momenta and particle densities, the other is the preferred low-energy mode. The zero sound mode will naturally have to receive some thermal corrections [8, 64, 65].

It turns out that the leading contributions at low momenta come from the diffusion mode. When we scan higher momenta, we see the emergence of a non-zero real part. The higher the particle density or the lower the temperature, the lower the transition momenta. In the numerical analysis, we can also see other purely imaginary modes. See Fig. 1 for examples. In addition, x and z directions behave differently as the system is fundamentally spatially anisotropic and the speed of zero sound is radically different for the two directions.

The real part of $\hat{\omega}$ receives little thermal corrections when it comes to $\nabla_{\hat{k}} \hat{\omega}$. The case is very different for the imaginary part. We can study this more quantitatively by fixing k and d and scaling \hat{k} and \hat{d} appropriately to probe the effect of the temperature. For $k_z = 0$, we fix $\hat{k}_x = 0.02 \hat{d}^{1/3}$ and, for $k_x = 0$, we pick $\hat{k}_z = 0.02 \hat{d}^{2/9}$. We compare this to the imaginary part of the zero sound at various \hat{d} to extract the thermal correction to $\text{Im} \omega$. The Fig. 2 contains the logarithmic comparisons of the numerical and analytic values

at $T = 0$. At low temperatures and high temperatures, the numerical and analytic values agree. At intermediate temperatures, a thermal power law correction can be extracted. For $k_x \neq 0$, the thermal correction is $\text{Im } \omega(T) = \text{Im } \omega(T = 0)(1 + \gamma_x T^{7/3})$ and for $k_z \neq 0$, it is $\text{Im } \omega(T) = \text{Im } \omega(T = 0)(1 + \gamma_z T^{5/3})$, where γ 's are unknown coefficients.

In addition, the point of transition between the hydrodynamic regime and collisionless regime has a simple scaling law for $d \rightarrow \infty$. The scaling of critical momentum and angular frequency in the two cardinal directions, x and z , are

$$\begin{aligned} k_{x,c} &\sim L_s^{7/3} d^{-4/9} u_H^{-2} \sim \frac{T^{7/3}}{\mu_0} L_s^{7/3}, & \omega_{x,c} &\sim L_s^{7/3} d^{-4/9} u_H^{-2} \sim \frac{T^{7/3}}{\mu_0} L_s^{7/3}, \\ k_{z,c} &\sim L_s^{10/7} d^{-1/3} u_H^{-10/7} \sim \frac{T^{5/3}}{\mu_0^{3/4}} L_s^{17/12}, & \omega_{z,c} &\sim L_s^{23/21} d^{-2/9} u_H^{-10/7} \sim \frac{T^{5/3}}{\mu_0^{1/2}} L_s^{7/6}. \end{aligned} \quad (5.1)$$

We have numerically verified all these behaviors.

Additionally, we wish to consider directions other than purely x and z . We can scan the low energy modes at various mixed directions and different \hat{d} . It turns out that low-temperature and high-density regimes exhibit non-trivial transitioning between hydrodynamic and collisionless regimes. For some small k_x , increasing $|k_z|$ might give us a non-zero real part, followed by a vanishing real part, see Fig. 3. The effect is less prominent for higher temperatures and lower particle densities. The behavior can be better understood by looking at the mixed angle spectra in Fig. 1. The transition to zero sound happens at lower momentum. The initial slope is consistent with $c_x \cos \varphi$ from (4.14). Later on, the zero sound mode transition is complete and the slope is consistent with c_q . It is interesting to note that the anisotropy really enter non-trivially in the momentum plane. It would be instructive to perform the same computation in the MT background and check how the non-trivial boundary shape of the hydrodynamic to collisionless regime scales with the anisotropy parameter a .

5.2 Quantitative comparisons

We scale u_H and L_s out of the conductivity quantities. We can naturally extract the xx and zz components of the (longitudinal) conductivity tensor.

$$\begin{aligned} \sigma_{xx} &\equiv T_7 \Omega_3 L_s^{60/7} e^{-\phi_0} \frac{\hat{\sigma}_{xx}}{u_H^{4/7}} \stackrel{\omega=0}{=} T_7 \Omega_3 L_s^{60/7} e^{-\phi_0} \frac{\sqrt{1 + \hat{d}^2}}{u_H^{4/7}}, \\ \sigma_{zz} &\equiv T_7 \Omega_3 L_s^{64/7} e^{-\phi_0} \frac{\hat{\sigma}_{zz}}{u_H^{8/7}} \stackrel{\omega=0}{=} T_7 \Omega_3 L_s^{64/7} e^{-\phi_0} \frac{\sqrt{1 + \hat{d}^2}}{u_H^{8/7}}. \end{aligned} \quad (5.2)$$

The last equalities are for DC conductivity for which we see that, $\hat{\sigma}_{xx} \stackrel{\hat{\omega}=0}{=} \hat{\sigma}_{zz}$.

The numerical analysis confirms the DC conductivity to great accuracy, see Fig. 4. The low frequency AC conductivity is heavily affected by the thermal effects and our analytical results turn out to be unreliable at high frequencies. The real part of the conductivities start

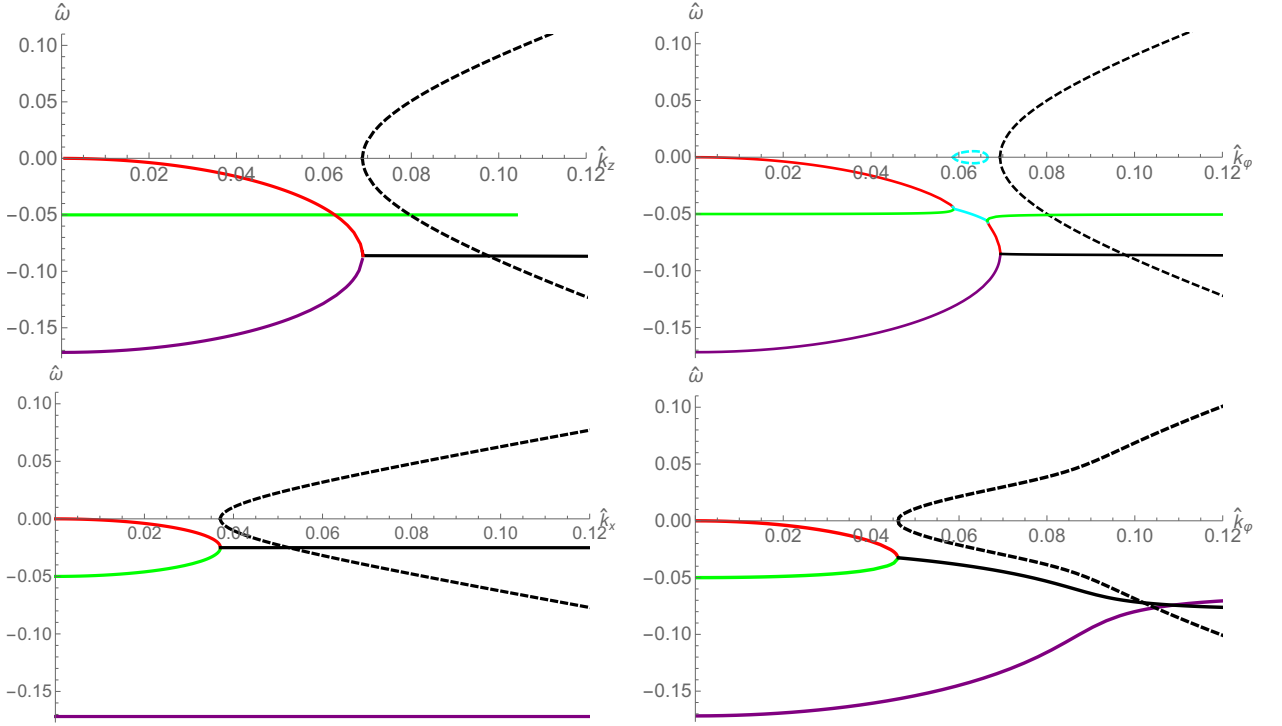


Figure 1: Different modes when $\hat{d} = 600$. The dashed lines are real part of $\hat{\omega}$ and the full lines are the imaginary part. Common colors indicate same modes. From top-left corner clockwise, $\varphi = \frac{\pi}{2}, \frac{15\pi}{32}, \frac{12\pi}{59}$, and, 0.

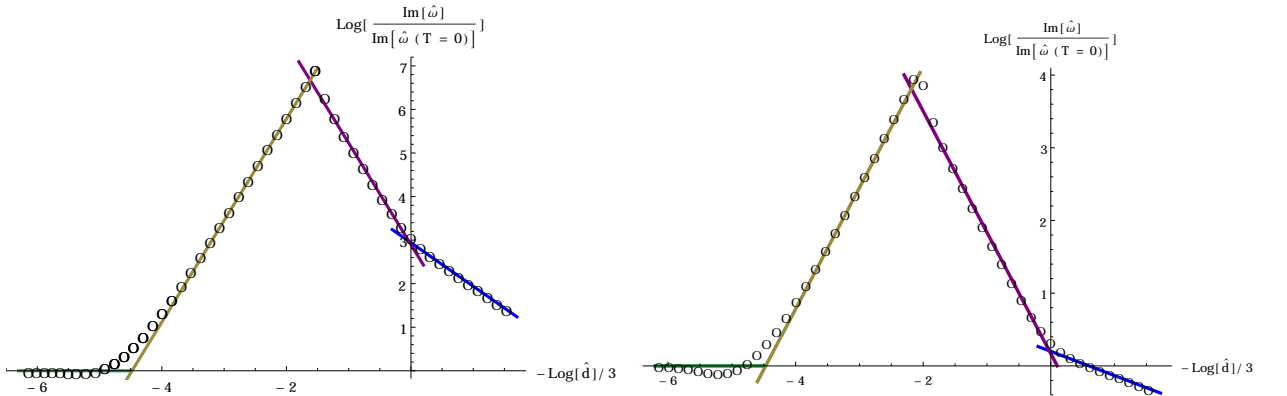


Figure 2: The logarithm of ratio of the analytical zero temperature value and the thermal numeric value of $\text{Im } \omega$. The scaling of $\log \hat{d}$ has been chosen such that $-\frac{1}{3} \log \hat{d} = -\frac{1}{3} \log d + \log T + \mathcal{O}(1)$. The temperature increases to the right. The circles represent the results from our computations and the line segments have been added to help analysis. For the left-hand figure, where $0.02\hat{d}^{1/3} = \hat{k}_x \neq 0 = k_z$, the slopes are from the left, 0, $\frac{7}{3}$, $-\frac{7}{3}$ and -1 and for the right-hand figure, where $0.02\hat{d}^{2/9} = \hat{k}_z \neq 0 = k_x$, 0, $\frac{5}{3}$, $-\frac{5}{3}$, and $-\frac{1}{3}$. The slopes conform with our analytic results.

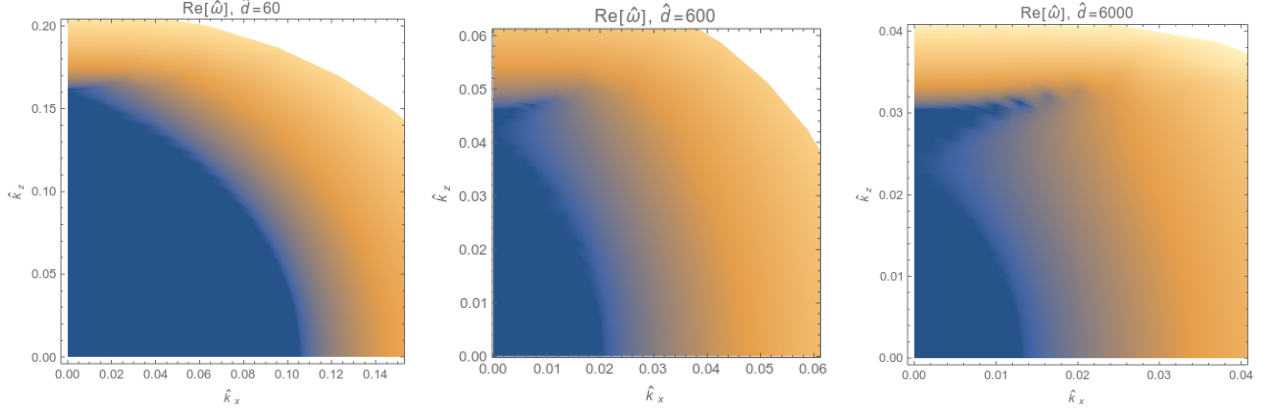


Figure 3: The real part of $\hat{\omega}$ for different \hat{d} scanned at various \hat{k}_x and \hat{k}_z . The deep blue indicates the value zero (hydrodynamic regime) while lighter shades are non-zero and positive (collisionless regime). Completely white regions we have not scanned over.

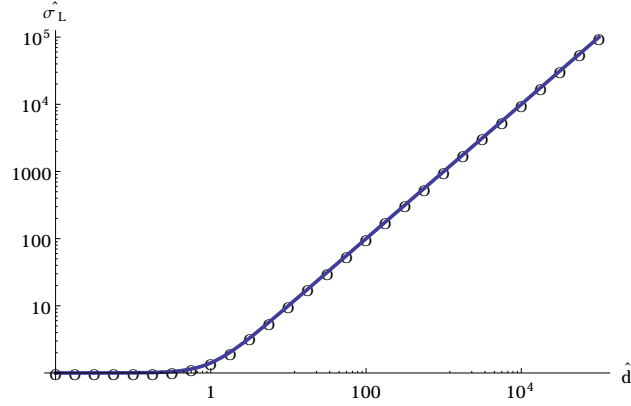


Figure 4: The DC conductivity for various \hat{d} . The circles correspond to numerical values while the curve is our prediction for $\hat{\sigma}_{xx}(\omega = 0) = \hat{\sigma}_{zz}(0) \equiv \hat{\sigma}_L$.

declining at low momenta and then start growing when $\omega \rightarrow \infty$ while the imaginary part becomes increasingly more negative. The behavior of $\hat{\sigma}_{zz}$ and $\hat{\sigma}_{xx}$ differ significantly which was to be expected from our analytical computations. The imaginary part of $\hat{\sigma}_{zz}$ becomes negative at very low momenta at low \hat{d} while the imaginary part of $\hat{\sigma}_{xx}$ becomes positive at low momenta but is negative at higher momenta. Fig. 5 contains plots of AC conductivity computations.

When we scaled out u_H , the diffusion coefficient for low momenta became equal for all directions. We find excellent agreement between the numerical and analytical value, as depicted in Fig. 6.

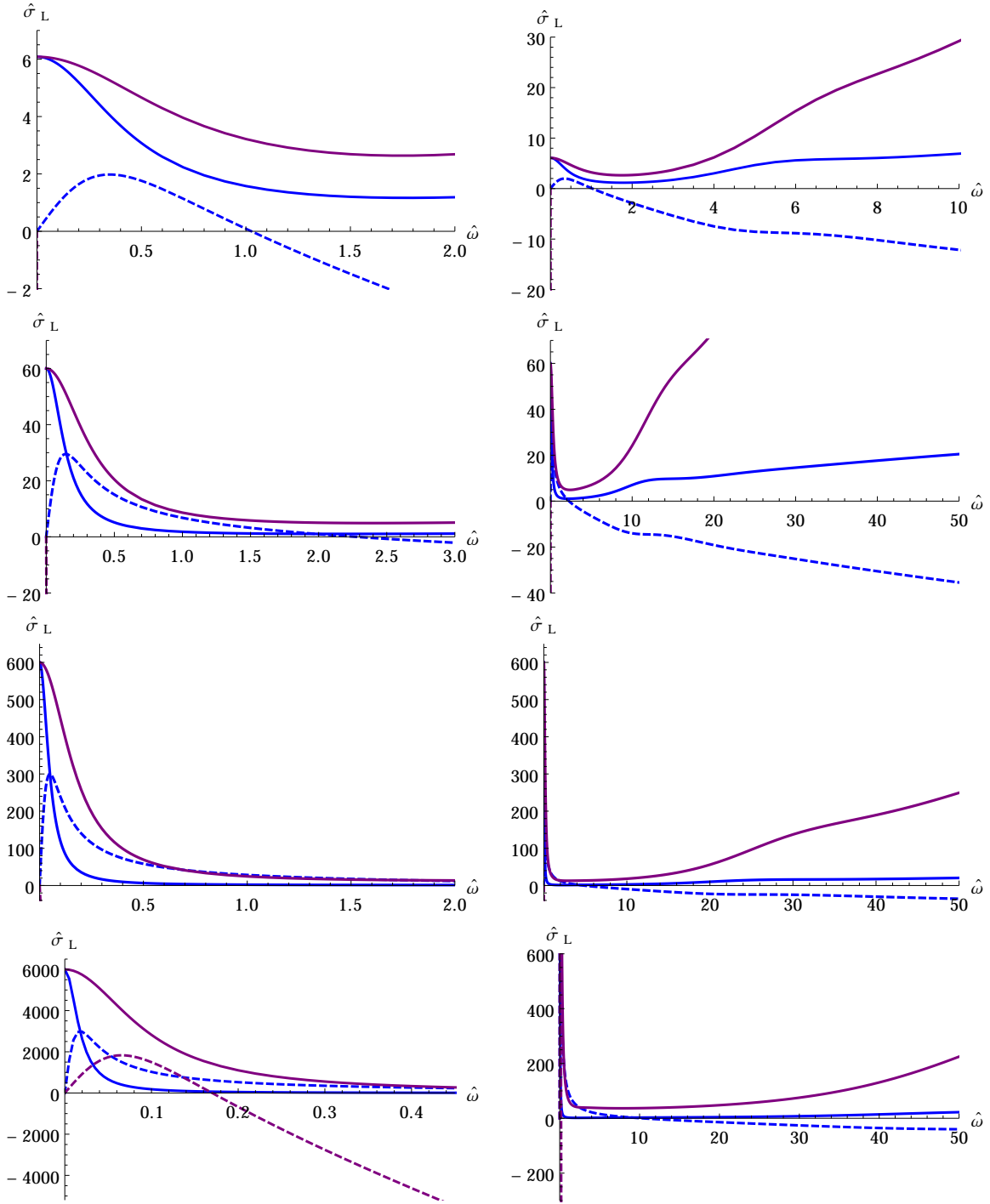


Figure 5: The AC conductivity for various \hat{d} as a function of $\hat{\omega}$. Dashed curves represent imaginary parts, solid curves represent real parts of the conductivities. Purple is for the zz component while blue is for the xx component. The figures on the same row have equal \hat{d} . From the top row to bottom, $\hat{d}=6, 60, 600,$ and 6000 . Left panel figure is the zoomed-in version of the right panel, *i.e.*, focusing on smaller frequency window.

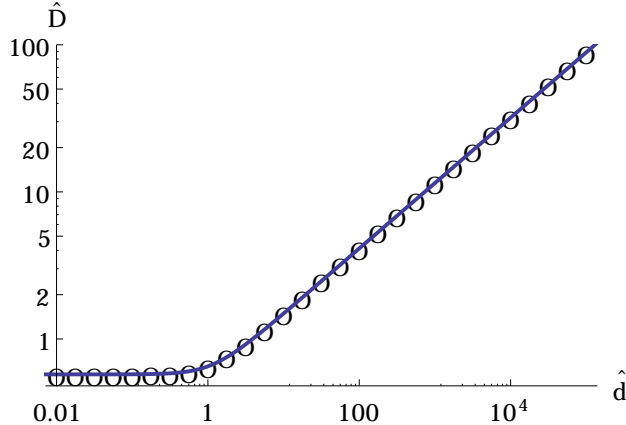


Figure 6: The diffusion coefficient for a range of \hat{d} . The circles mark the numerical values while the solid curve is our analytical prediction.

6 Conclusions and outlook

In this paper we performed an in-depth study of flavor physics in an anisotropic background. We investigated both the thermodynamics of massless fundamental degrees of freedom as well as their dynamical properties in a cold and dense environment. One of our intermediate goals was to fill in an important gap in the literature as anisotropic backgrounds have become more and more under the scope of recent discussions. The results that we delivered can be directly used in many contexts since we kept the metric components general.

A long-term goal and definitely a much more ambitious one is to identify the physical system that could be genuinely modeled by the anisotropic setups we studied here. While the original Mateos-Trancanelli background was fairly well suited in studying heavy ion physics, here the emphasis has been on dense and cold regimes, naturally reached inside neutron stars. For example, perturbations of the self-gravitating fluids will induce anisotropic stresses. The local anisotropy of energy density and pressure may then even lead to cracking of the star [66–68]. If anisotropy is present in the ultradense regime in neutron stars, it will have significant effects on the stellar properties and structures.

Recently, the first steps have been taken in holography to model dense and cold quark matter phase that could be realized inside neutron stars [69, 70]. A generalization of such a study by incorporating the anisotropy in the strongly coupled quark matter phase would be interesting. This might potentially pave the way forward in understanding if anisotropies are relevant in compact objects. We hope to return to this issue in the future.

Acknowledgments We would like to thank Matteo Baggioli for an interesting comment. The work of G. I. is supported by FAPESP grant 2016/08972-0 and 2014/18634-9. N. J. is supported in part by the Academy of Finland grant no. 1303622. J. J. is in part supported by the Academy of Finland grant no. 1297472 and the U. Helsinki Graduate School PAPU. A.

V. R. is funded by the Spanish grants FPA2014-52218-P and FPA2017-84436-P by Xunta de Galicia (GRC2013-024), by FEDER and by the Maria de Maeztu Unit of Excellence MDM-2016-0692.

A Some useful integrals

Let us collect in this appendix some integrals which are useful in the analysis of the collective excitations of the matter in case of the fixed point Lifshitz-like metric. First of all, we define the integral $I_{\lambda_1, \lambda_2}(u)$ as:

$$I_{\lambda_1, \lambda_2}(u) \equiv \int_0^u \frac{\tilde{u}^{\lambda_1} d\tilde{u}}{(\tilde{u}^{\lambda_2} + d^2)^{\frac{1}{2}}} . \quad (\text{A.1})$$

This integral can be explicitly performed in terms of the hypergeometric function:

$$I_{\lambda_1, \lambda_2}(r) = \frac{2}{2 + 2\lambda_1 - \lambda_2} u^{1+\lambda_1-\frac{\lambda_2}{2}} F\left(\frac{1}{2}, \frac{1}{2} - \frac{\lambda_1 + 1}{\lambda_2}; \frac{3}{2} - \frac{\lambda_1 + 1}{\lambda_2}; -\frac{d^2}{u^{\lambda_2}}\right) . \quad (\text{A.2})$$

For large u , assuming that λ_2 and $\lambda_1 + 1$ are negative, we have the expansion:

$$I_{\lambda_1, \lambda_2}(u) = -\frac{1}{\lambda_2} B\left(\frac{\lambda_1 + 1}{\lambda_2}, \frac{1}{2} - \frac{\lambda_1 + 1}{\lambda_2}\right) d^{2\frac{\lambda_1+1}{\lambda_2}-1} + \frac{u^{\lambda_1+1}}{d(\lambda_1 + 1)} + \dots . \quad (\text{A.3})$$

Let us next define $J_{\lambda_1, \lambda_2}(u)$ in the form:

$$J_{\lambda_1, \lambda_2}(u) \equiv \int_0^u \frac{\tilde{u}^{\lambda_1} d\tilde{u}}{(\tilde{u}^{\lambda_2} + d^2)^{\frac{3}{2}}} , \quad (\text{A.4})$$

which can also be computed explicitly:

$$J_{\lambda_1, \lambda_2}(u) = \frac{2}{2 + 2\lambda_1 - 3\lambda_2} u^{1+\lambda_1-\frac{3\lambda_2}{2}} F\left(\frac{3}{2}, \frac{3}{2} - \frac{\lambda_1 + 1}{\lambda_2}; \frac{5}{2} - \frac{\lambda_1 + 1}{\lambda_2}; -\frac{d^2}{u^{\lambda_2}}\right) . \quad (\text{A.5})$$

For large u , when λ_2 and $\lambda_1 + 1$ are both negative, we can expand $J_{\lambda_1, \lambda_2}(u)$ as:

$$J_{\lambda_1, \lambda_2}(u) = -\frac{1}{\lambda_2} B\left(\frac{\lambda_1 + 1}{\lambda_2}, \frac{3}{2} - \frac{\lambda_1 + 1}{\lambda_2}\right) d^{2\frac{\lambda_1+1}{\lambda_2}-3} + \frac{u^{\lambda_1+1}}{(\lambda_1 + 1)d^3} + \dots . \quad (\text{A.6})$$

References

- [1] J. Casalderrey-Solana, H. Liu, D. Mateos, K. Rajagopal and U. A. Wiedemann, “Gauge/String Duality, Hot QCD and Heavy Ion Collisions,” book:Gauge/String Duality, Hot QCD and Heavy Ion Collisions. Cambridge, UK: Cambridge University Press, 2014 [arXiv:1101.0618 [hep-th]].

- [2] N. Brambilla *et al.*, “QCD and Strongly Coupled Gauge Theories: Challenges and Perspectives,” *Eur. Phys. J. C* **74** (2014) no.10, 2981 [arXiv:1404.3723 [hep-ph]].
- [3] J. Zaanen, Y. W. Sun, Y. Liu and K. Schalm, “Holographic Duality in Condensed Matter Physics,”
- [4] S. A. Hartnoll, A. Lucas and S. Sachdev, “Holographic quantum matter,” arXiv:1612.07324 [hep-th].
- [5] H. Ooguri and C. S. Park, “Holographic End-Point of Spatially Modulated Phase Transition,” *Phys. Rev. D* **82** (2010) 126001 [arXiv:1007.3737 [hep-th]].
- [6] H. Ooguri and C. S. Park, “Spatially Modulated Phase in Holographic Quark-Gluon Plasma,” *Phys. Rev. Lett.* **106** (2011) 061601 [arXiv:1011.4144 [hep-th]].
- [7] C. A. B. Bayona, K. Peeters and M. Zamaklar, “A Non-homogeneous ground state of the low-temperature Sakai-Sugimoto model,” *JHEP* **1106** (2011) 092 [arXiv:1104.2291 [hep-th]].
- [8] O. Bergman, N. Jokela, G. Lifschytz and M. Lippert, “Striped instability of a holographic Fermi-like liquid,” *JHEP* **1110** (2011) 034 [arXiv:1106.3883 [hep-th]].
- [9] A. Donos and J. P. Gauntlett, “Helical superconducting black holes,” *Phys. Rev. Lett.* **108** (2012) 211601 [arXiv:1203.0533 [hep-th]].
- [10] N. Jokela, G. Lifschytz and M. Lippert, “Magnetic effects in a holographic Fermi-like liquid,” *JHEP* **1205** (2012) 105 [arXiv:1204.3914 [hep-th]].
- [11] A. Ballon-Bayona, K. Peeters and M. Zamaklar, “A chiral magnetic spiral in the holographic Sakai-Sugimoto model,” *JHEP* **1211** (2012) 164 [arXiv:1209.1953 [hep-th]].
- [12] Y. -Y. Bu, J. Erdmenger, J. P. Shock and M. Strydom, “Magnetic field induced lattice ground states from holography,” *JHEP* **1303** (2013) 165 [arXiv:1210.6669 [hep-th]].
- [13] N. Jokela, M. Järvinen and M. Lippert, “Fluctuations and instabilities of a holographic metal,” *JHEP* **1302** (2013) 007 [arXiv:1211.1381 [hep-th]].
- [14] M. Rozali, D. Smyth, E. Sorkin and J. B. Stang, “Holographic Stripes,” *Phys. Rev. Lett.* **110** (2013) 20, 201603 [arXiv:1211.5600 [hep-th]].
- [15] A. Donos, J. P. Gauntlett, J. Sonner and B. Withers, “Competing orders in M-theory: superfluids, stripes and metamagnetism,” *JHEP* **1303** (2013) 108 [arXiv:1212.0871 [hep-th]].
- [16] A. Donos, “Striped phases from holography,” *JHEP* **1305** (2013) 059 [arXiv:1303.7211 [hep-th]].
- [17] B. Withers, “Black branes dual to striped phases,” *Class. Quant. Grav.* **30** (2013) 155025 [arXiv:1304.0129 [hep-th]].

- [18] B. Withers, “The moduli space of striped black branes,” arXiv:1304.2011 [hep-th].
- [19] M. Rozali, D. Smyth, E. Sorkin and J. B. Stang, “Striped order in AdS/CFT correspondence,” Phys. Rev. D **87** (2013) no.12, 126007 [arXiv:1304.3130 [hep-th]].
- [20] Y. Ling, C. Niu, J. P. Wu, Z. Y. Xian and H. Zhang, “Metal-insulator Transition by Holographic Charge Density Waves,” Phys. Rev. Lett. **113** (2014) 091602 [arXiv:1404.0777 [hep-th]].
- [21] N. Jokela, M. Järvinen and M. Lippert, “Gravity dual of spin and charge density waves, JHEP **1412** (2014) 083 [arXiv:1408.1397 [hep-th]].
- [22] A. Donos and C. Pantelidou, “Holographic Magnetisation Density Waves,” JHEP **1610** (2016) 038 [arXiv:1607.01807 [hep-th]].
- [23] A. Amoretti, D. Arean, R. Argurio, D. Musso and L. A. Pando Zayas, “A holographic perspective on phonons and pseudo-phonons,” arXiv:1611.09344 [hep-th].
- [24] S. Cremonini, L. Li and J. Ren, “Intertwined Orders in Holography: Pair and Charge Density Waves,” arXiv:1705.05390 [hep-th].
- [25] N. Jokela, G. Lifschytz and M. Lippert, “Striped anyonic fluids,” Phys. Rev. D **96** (2017) no.4, 046016 [arXiv:1706.05006 [hep-th]].
- [26] N. Jokela, M. Järvinen and M. Lippert, “Holographic sliding stripes,” Phys. Rev. D **95** (2017) no.8, 086006 [arXiv:1612.07323 [hep-th]].
- [27] S. Cremonini, A. Hoover and L. Li, “Backreacted DBI Magnetotransport with Momentum Dissipation,” JHEP **1710** (2017) 133 [arXiv:1707.01505 [hep-th]].
- [28] N. Jokela, M. Järvinen and M. Lippert, “Pinning of holographic sliding stripes,” Phys. Rev. D **96** (2017) no.10, 106017 [arXiv:1708.07837 [hep-th]].
- [29] A. Amoretti, D. Areán, B. Goutéraux and D. Musso, “Effective holographic theory of charge density waves,” Phys. Rev. D **97** (2018) no.8, 086017 [arXiv:1711.06610 [hep-th]].
- [30] A. Amoretti, D. Areán, B. Goutéraux and D. Musso, “DC resistivity of quantum critical, charge density wave states from gauge-gravity duality,” Phys. Rev. Lett. **120** (2018) no.17, 171603 [arXiv:1712.07994 [hep-th]].
- [31] A. Donos, J. P. Gauntlett, T. Griffin and V. Ziogas, “Incoherent transport for phases that spontaneously break translations,” JHEP **1804** (2018) 053 [arXiv:1801.09084 [hep-th]].
- [32] B. Goutéraux, N. Jokela and A. Pönni, “Incoherent conductivity of holographic charge density waves,” JHEP **1807** (2018) 004 [arXiv:1803.03089 [hep-th]].
- [33] W. J. Li and J. P. Wu, “A simple holographic model of the Goldstone modes for translational symmetry breaking,” arXiv:1808.03142 [hep-th].

- [34] D. Giataganas, “Probing strongly coupled anisotropic plasma,” JHEP **1207** (2012) 031 [arXiv:1202.4436 [hep-th]].
- [35] R. Rougemont, R. Critelli and J. Noronha, “Anisotropic heavy quark potential in strongly-coupled $\mathcal{N} = 4$ SYM in a magnetic field,” Phys. Rev. D **91** (2015) no.6, 066001 [arXiv:1409.0556 [hep-th]].
- [36] J. F. Fuini and L. G. Yaffe, “Far-from-equilibrium dynamics of a strongly coupled non-Abelian plasma with non-zero charge density or external magnetic field,” JHEP **1507** (2015) 116 [arXiv:1503.07148 [hep-th]].
- [37] E. Conde, H. Lin, J. M. Penin, A. V. Ramallo and D. Zoakos, “D3D5 theories with unquenched flavors,” Nucl. Phys. B **914** (2017) 599 [arXiv:1607.04998 [hep-th]].
- [38] U. Gürsoy, I. Iatrakis, M. Järvinen and G. Nijs, “Inverse Magnetic Catalysis from improved Holographic QCD in the Veneziano limit,” JHEP **1703** (2017) 053 [arXiv:1611.06339 [hep-th]].
- [39] J. M. Penin, A. V. Ramallo and D. Zoakos, “Anisotropic D3-D5 black holes with unquenched flavors,” JHEP **1802** (2018) 139 [arXiv:1710.00548 [hep-th]].
- [40] Y. Bea, N. Jokela, A. Pönni and A. V. Ramallo, “Noncommutative massive unquenched ABJM,” Int. J. Mod. Phys. A **33** (2018) no.14n15, 1850078 doi:10.1142/S0217751X18500781 [arXiv:1712.03285 [hep-th]].
- [41] T. Azeyanagi, W. Li and T. Takayanagi, “On String Theory Duals of Lifshitz-like Fixed Points,” JHEP **0906**, 084 (2009) [arXiv:0905.0688 [hep-th]].
- [42] D. Mateos and D. Trancanelli, “The anisotropic $N=4$ super Yang-Mills plasma and its instabilities,” Phys. Rev. Lett. **107**, 101601 (2011) [arXiv:1105.3472 [hep-th]].
- [43] D. Mateos and D. Trancanelli, “Thermodynamics and Instabilities of a Strongly Coupled Anisotropic Plasma,” JHEP **1107**, 054 (2011) [arXiv:1106.1637 [hep-th]].
- [44] D. Giataganas, U. Gürsoy and J. F. Pedraza, “Strongly-coupled anisotropic gauge theories and holography,” arXiv:1708.05691 [hep-th].
- [45] N. Jokela and A. V. Ramallo, “Universal properties of cold holographic matter,” Phys. Rev. D **92** (2015) no.2, 026004 [arXiv:1503.04327 [hep-th]].
- [46] G. Itsios, N. Jokela and A. V. Ramallo, “Cold holographic matter in the Higgs branch,” Phys. Lett. B **747** (2015) 229 [arXiv:1505.02629 [hep-th]].
- [47] G. Itsios, N. Jokela and A. V. Ramallo, “Collective excitations of massive flavor branes,” Nucl. Phys. B **909** (2016) 677 [arXiv:1602.06106 [hep-th]].
- [48] L. Patino and D. Trancanelli, “Thermal photon production in a strongly coupled anisotropic plasma,” JHEP **1302** (2013) 154 [arXiv:1211.2199 [hep-th]].

- [49] V. Jahnke, A. Luna, L. Patiño and D. Trancanelli, “More on thermal probes of a strongly coupled anisotropic plasma,” JHEP **1401** (2014) 149 [arXiv:1311.5513 [hep-th]].
- [50] S. Y. Wu and D. L. Yang, “Holographic Photon Production with Magnetic Field in Anisotropic Plasmas,” JHEP **1308** (2013) 032 [arXiv:1305.5509 [hep-th]].
- [51] K. A. Mamo, “Holographic RG flow of the shear viscosity to entropy density ratio in strongly coupled anisotropic plasma,” JHEP **1210** (2012) 070 [arXiv:1205.1797 [hep-th]].
- [52] P. Kovtun, D. T. Son and A. O. Starinets, “Viscosity in strongly interacting quantum field theories from black hole physics,” Phys. Rev. Lett. **94** (2005) 111601 [hep-th/0405231].
- [53] Y. Bu, “Chern-Simons diffusion rate in anisotropic plasma at strong coupling,” Phys. Rev. D **89** (2014) no.8, 086003.
- [54] L. Cheng, X. H. Ge and S. J. Sin, “Anisotropic plasma at finite $U(1)$ chemical potential,” JHEP **1407** (2014) 083 [arXiv:1404.5027 [hep-th]].
- [55] L. Cheng, X. H. Ge and S. J. Sin, “Anisotropic plasma with a chemical potential and scheme-independent instabilities,” Phys. Lett. B **734** (2014) 116 [arXiv:1404.1994 [hep-th]].
- [56] X. H. Ge, Y. Ling, C. Niu and S. J. Sin, “Thermoelectric conductivities, shear viscosity, and stability in an anisotropic linear axion model,” Phys. Rev. D **92** (2015) no.10, 106005 [arXiv:1412.8346 [hep-th]].
- [57] R. A. Janik and P. Witaszczyk, “Towards the description of anisotropic plasma at strong coupling,” JHEP **0809** (2008) 026 [arXiv:0806.2141 [hep-th]].
- [58] E. Banks and J. P. Gauntlett, “A new phase for the anisotropic $N=4$ super Yang-Mills plasma,” JHEP **1509** (2015) 126 [arXiv:1506.07176 [hep-th]].
- [59] S. Jain, N. Kundu, K. Sen, A. Sinha and S. P. Trivedi, “A Strongly Coupled Anisotropic Fluid From Dilaton Driven Holography,” JHEP **1501** (2015) 005 [arXiv:1406.4874 [hep-th]].
- [60] D. Roychowdhury, “Holographic charge transport in non commutative gauge theories,” JHEP **1507** (2015) 121 doi:10.1007/JHEP07(2015)121 [arXiv:1506.00209 [hep-th]].
- [61] D. Ávila, D. Fernández, L. Patiño and D. Trancanelli, “Thermodynamics of anisotropic branes,” JHEP **1611**, 132 (2016) [arXiv:1609.02167 [hep-th]].
- [62] D. K. Brattan, R. A. Davison, S. A. Gentle and A. O’Bannon, “Collective Excitations of Holographic Quantum Liquids in a Magnetic Field,” JHEP **1211**, 084 (2012) [arXiv:1209.0009 [hep-th]].
- [63] J. Mas, J. P. Shock and J. Tarrío, “A Note on conductivity and charge diffusion in holographic flavour systems,” JHEP **0901** (2009) 025 [arXiv:0811.1750 [hep-th]].

- [64] R. A. Davison and A. O. Starinets, “Holographic zero sound at finite temperature,” *Phys. Rev. D* **85** (2012) 026004 [arXiv:1109.6343 [hep-th]].
- [65] N. I. Gushterov, R. Rodgers and R. Rodgers, “Holographic Zero Sound from Spacetime-Filling Branes,” arXiv:1807.11327 [hep-th].
- [66] L. Herrera, “Cracking of self-gravitating compact objects,” *Phys. Lett. A* **165** (1992) 206.
- [67] L. Herrera and N. O. Santos, “Local anisotropy in self-gravitating systems,” *Phys. Rept.* **286** (1997) 53.
- [68] L. Herrera, E. Fuenmayor and P. León, “Cracking of general relativistic anisotropic polytropes,” *Phys. Rev. D* **93** (2016) no.2, 024047 [arXiv:1509.07143 [gr-qc]].
- [69] C. Hoyos, D. Rodríguez Fernández, N. Jokela and A. Vuorinen, “Holographic quark matter and neutron stars,” *Phys. Rev. Lett.* **117** (2016) no.3, 032501 [arXiv:1603.02943 [hep-ph]].
- [70] E. Annala, C. Ecker, C. Hoyos, N. Jokela, D. Rodríguez Fernández and A. Vuorinen, “Holographic compact stars meet gravitational wave constraints,” *JHEP* **1812** (2018) 078 [arXiv:1711.06244 [astro-ph.HE]].