

Hyperfine structure of S -states in muonic ions of lithium, beryllium and boron.

A. E. Dorokhov*

*Joint Institute of Nuclear Research, BLTP,
141980, Moscow region, Dubna, Russia*

A. A. Krutov, A. P. Martynenko[†], F. A. Martynenko, and O. S. Sukhorukova

Samara University, 443086, Samara, Russia

We make precise calculation of hyperfine structure of S -states in muonic ions of lithium, beryllium and boron in quantum electrodynamics. Corrections of orders α^5 and α^6 due to the vacuum polarization, nuclear structure and recoil in first and second orders of perturbation theory are taken into account. We obtain estimates of the total values of hyperfine splittings which can be used for a comparison with future experimental data.

PACS numbers: 31.30.jf, 12.20.Ds, 36.10.Ee

Keywords: Hyperfine structure, muonic ions, quantum electrodynamics.

I. INTRODUCTION

The hyperfine splitting (HFS) of 2S-state in muonic hydrogen was measured recently by the CREMA collaboration in [1]:

$$\Delta E_{exp}^{hfs}(2S) = 22.8089(51) \text{ meV}. \quad (1)$$

The theoretical value of the HFS of 2S-level, which was calculated with high accuracy as a result of taking into account numerous corrections for the vacuum polarization, structure and recoil of the nucleus, relativism agrees well with the value (1). At present, several experimental groups plan to measure the HFS of the ground state in muonic hydrogen with a record accuracy of 1 ppm. This will allow us to better study effects of the structure and polarizability of the proton. Since measurements have already been made of certain transition frequencies ($2P - 2S$) in muonic deuterium and muonic helium ion [2–4], it will apparently allow the experimental value of the HFS of 2S-state to be obtained in the near future for these muonic atoms.

The CREMA collaboration has obtained in recent years significantly new experimental results that helped to re-examine the problem of muon bound states, posed new questions to the theory that require additional investigation. One possible future activity of the CREMA collaboration may be connected with other muonic ions containing light nuclei of lithium, beryllium and boron. For these muonic ions, the description of the electromagnetic interaction of the few-nucleon systems is particularly important, and, consequently, the role

* E-mail: dorokhov@theor.jinr.ru

† E-mail: a.p.martynenko@samsu.ru

of the effects of nuclear physics can be studied with greater accuracy. We may hope that the enormous interest, which experimental results of the CREMA collaboration have met over the past years can ultimately lead to a significant improvement in the theory of calculating the energy levels of muonic atoms.

In our previous work, we calculated the Lamb shift in the muonic ions of lithium, beryllium, and boron [5]. The purpose of this paper is to investigate the HFS of the S-states in these ions, that is, in the precise calculation of various corrections and obtaining reliable estimates for the HFS intervals, which could be used for comparison with experimental data. It should be noted that estimates of a number of important contributions to the HFS of ions have already been made in [6]. The initial parameters that determine the values of the corrections in the HFS of muonic ions, are the masses of the nuclei, their spins, magnetic moments and charge radii. Since we calculate the corrections immediately for several nuclei, their parameters are presented in a separate Table I [7, 8].

A part of the Breit Hamiltonian, responsible for hyperfine splitting, has a known form in the coordinate representation:

$$\Delta V_B^{hfs}(r) = \frac{4\pi\alpha(1+a_\mu)\mu_N}{3m_1m_p s_2}(\mathbf{s}_1\mathbf{s}_2)\delta(\mathbf{r}), \quad (2)$$

where the masses of the muon and nuclear will be denoted further m_1 , m_2 , m_p is the proton mass, μ_N is the nuclear magnetic moment in nuclear magnetons, a_μ is the muon anomalous magnetic moment (AMM), \mathbf{s}_1 and \mathbf{s}_2 are the spins of a muon and nucleus. The potential ΔV_B^{hfs} gives the main part of hyperfine splitting of order α^4 which is called the Fermi energy:

$$E_F(nS) = \frac{2Z^3\alpha^4\mu^3\mu_N}{3m_1m_p n^3 s_2}(2s_2 + 1), \quad (3)$$

where n is the principal quantum number, $\mu = m_1m_2/(m_1 + m_2)$. The factor Z^3 (Z is the charge of the nucleus in units of the electron charge) in (3) leads to essential increase of numerical values $E_F(nS)$ for the muonic ions of lithium, beryllium and boron in comparison with muonic hydrogen. The muon AMM a_μ is not included in (3).

TABLE I: The nucleus parameters of lithium, beryllium and boron.

Nucleus	Spin	Mass , GeV	Magnetic dipole moment, nm	Charge radius, fm	Electroquadrupole moment, fm ²	Magnetic octupole moment, nm·fm ²
${}^6_3\text{Li}$	1	5.60152	0.8220473(6)	2.5890 ± 0.0390	-0.083(8)	0
${}^7_3\text{Li}$	3/2	6.53383	3.256427(2)	2.4440 ± 0.0420	-4.06(8)	7.5
${}^9_4\text{Be}$	3/2	8.39479	-1.177432(3)	2.5190 ± 0.0120	5.29(4)	4.1
${}^{10}_5\text{B}$	3	9.32699	0.8220473(6)	2.4277 ± 0.0499	8.47(6)	0
${}^{11}_5\text{B}$	3/2	10.25510	0.8220473(6)	2.4060 ± 0.0294	4.07(3)	7.8

The Fermi energy is obtained after averaging (2) over the Coulomb wave functions. In the case of $1S$ - and $2S$ -states they have the form:

$$\psi_{100}(r) = \frac{W^{3/2}}{\sqrt{\pi}}e^{-Wr}, \quad W = \mu Z\alpha, \quad (4)$$

$$\psi_{200}(r) = \frac{W^{3/2}}{2\sqrt{2\pi}} e^{-Wr/2} \left(1 - \frac{Wr}{2}\right). \quad (5)$$

The muon AMM correction to hyperfine splitting is presented separately in Tables II-IV (line 2) taking experimental value of muon AMM [9]:

$$\Delta E_{a_\mu}^{hfs}(nS) = a_\mu E_F(nS). \quad (6)$$

Numerical value of relativistic correction of order α^6 to HFS can be obtained by means of known analytical expression from [10, 11]:

$$\Delta E_{rel}^{hfs}(nS) = \begin{cases} \frac{3}{2}(Z\alpha)^2 E_F(1S) \\ \frac{17}{8}(Z\alpha)^2 E_F(2S) \end{cases}. \quad (7)$$

Next, we investigate a number of basic corrections to the hyperfine structure of S -states in order to obtain acceptable total result. Numerical values of different corrections are presented for definiteness with the accuracy 10^{-2} meV.

II. NUCLEAR STRUCTURE AND RECOIL CORRECTIONS

When calculating various corrections in the hyperfine structure of the spectrum, it is important to note the essential role of corrections for the structure of the Li, Be, and B nuclei. Such corrections are determined by the electromagnetic form factors of the nuclei. Among the nuclei that we are considering, several nuclei have a spin $s_2 = 3/2$. The amplitude of the one-photon interaction of such nuclei with a muon can be written in the form [12–14]:

$$\begin{aligned} iM_{1\gamma} = & -\frac{Ze^2}{k^2} [\bar{u}(q_1)\gamma_\mu u(p_1)][\bar{v}_\alpha(p_2)\mathcal{O}_{\alpha\mu\beta}v_\beta(q_2)] = \\ & -\frac{Ze^2}{k^2} [\bar{u}(q_1)\gamma_\mu u(p_1)][\bar{v}_\alpha(p_2)\{g_{\alpha\beta}\frac{(p_2+q_2)_\mu}{2m_2}F_1(k^2) - g_{\alpha\beta}\sigma_{\mu\nu}\frac{k^\nu}{2m_2}F_2(k^2) + \\ & \frac{k_\alpha k_\beta}{4m_2^2}\frac{(p_2+q_2)_\mu}{2m_2}F_3(k^2) - \frac{k_\alpha k_\beta}{4m_2^2}\sigma_{\mu\nu}\frac{k^\nu}{2m_2}F_4(k^2)\}v_\beta(q_2)], \end{aligned} \quad (8)$$

where p_1, p_2 are four-momenta of particles in the initial state, q_1, q_2 are four-momenta of particles in the final state, $k = q_2 - p_2 = p_1 - q_1$. $\mathcal{O}_{\alpha\mu\beta}$ is the vertex function of the spin 3/2 nucleus. Nuclei with a spin 3/2 are described by the spin-vector $v_\alpha(p)$. Four form factors $F_i(k^2)$ are related to the charge G_{E0} , electroquadrupole G_{E2} , magnetic dipole G_{M1} and magnetic octupole G_{M3} form factors by the following expressions [12–14]:

$$G_{E0} = \left(1 + \frac{2}{3}\tau\right) [F_1 + \tau(F_1 - F_2)] - \frac{\tau}{3}(1 + \tau)[F_3 + \tau(F_3 - F_4)], \quad (9)$$

$$G_{E2} = F_1 + \tau(F_1 - F_2) - \frac{1 + \tau}{2}[F_3 + \tau(F_3 - F_4)],$$

$$G_{M1} = (1 + \frac{4}{3}\tau)F_2 - \frac{2}{3}\tau(1 + \tau)F_4,$$

$$G_{M3} = F_2 - \frac{1}{2}(1 + \tau)F_4, \quad \tau = -\frac{k^2}{4m_2^2}.$$

It is useful to consider how the magnitude of the hyperfine splitting in the leading order (the Fermi energy) can be obtained from the amplitude $M_{1\gamma}$. When two moments are added, two states appear with the total angular momentum $F = 2$ and $F = 1$. To distinguish the contribution of the amplitude $M_{1\gamma}$ to the interaction operator of particles with $F = 2$ and $F = 1$, we use the method of projection operators, which are constructed from the wave functions of free particles in the rest frame [15, 16]. Thus, the projection operator on a state with $F = 2$ is equal to

$$\hat{\Pi}_\alpha = [u(0)\bar{v}_\alpha]_{F=2} = \frac{1+\gamma_0}{2\sqrt{2}}\gamma_\beta\varepsilon_{\alpha\beta}, \quad (10)$$

where the tensor $\varepsilon_{\alpha\beta}$ describes a muonic atom with $F = 2$. As a result, the projection of $M_{1\gamma}$ to the state with $F = 2$ takes the form:

$$\begin{aligned} iM_{1\gamma}(F=2) = & -\frac{Ze^2}{16k^2m_1^2m_2^2}Tr\left\{(\hat{q}_1+m_1)\gamma_\mu(\hat{p}_1+m_1)\frac{1+\hat{v}}{2\sqrt{2}}\gamma_\rho\varepsilon_{\alpha\rho}(\hat{p}_2-m_2)\times \right. \\ & \left. \left[g_{\alpha\beta}\frac{(p_2+q_2)_\mu}{2m_2}F_1(k^2) - g_{\alpha\beta}\sigma_{\mu\nu}\frac{k^\nu}{2m_2}F_2(k^2) + \frac{k_\alpha k_\beta}{4m_2^2}\frac{(p_2+q_2)_\mu}{2m_2}F_3(k^2) - \frac{k_\alpha k_\beta}{4m_2^2}\sigma_{\mu\nu}\frac{k^\nu}{2m_2}F_4(k^2)\right]\times \right. \\ & \left. (\hat{q}_2-m_2)\gamma_\lambda\frac{1+\hat{v}}{2\sqrt{2}}\varepsilon_{\beta\lambda}^*\right\}, \end{aligned} \quad (11)$$

where auxiliary four-vector $v = (1, 0, 0, 0)$. For further construction of the particle interaction potential from (11), we use the averaging over the projections of the total angular momentum F which is connected with the calculation of the following sum:

$$\sum_{pol}\varepsilon_{\beta\lambda}^*\varepsilon_{\alpha\rho} = \hat{\Pi}_{\beta\lambda\alpha\rho} = \frac{1}{2}X_{\beta\alpha}X_{\lambda\rho} + \frac{1}{2}X_{\beta\rho}X_{\lambda\alpha} - \frac{1}{3}X_{\beta\lambda}X_{\alpha\rho}, \quad X_{\beta\alpha} = (g_{\alpha\beta} - v_\beta v_\alpha). \quad (12)$$

To introduce the projection operators for another state of hyperfine structure with $F = 1$ we use the following expansion:

$$\Psi_{s_2=3/2, F=1, F_z} = \sqrt{\frac{2}{3}}\Psi_{S=0, F=1, F_z} + \frac{1}{\sqrt{3}}\Psi_{S=1, F=1, F_z}, \quad (13)$$

where the Rarita-Schwinger spinor $v_\alpha(p)$ for the state with $s_2 = 3/2$ is presented as a result of adding spin $1/2$ and angular momentum 1. With this method of adding moments, the total spin S can take two values $S = 1$ and $S = 0$. When calculating the matrix elements for the states Ψ_{01F_z} and Ψ_{11F_z} , we successively perform the projection on the state with spin $S = 0$, $S = 1$, and then on the state with the total angular momentum $F = 1$. The corresponding projection operators have the form:

$$\hat{\Pi}_\alpha(S=0, F=1) = \frac{1+\hat{v}}{2\sqrt{2}}\gamma_5\varepsilon_\alpha, \quad (14)$$

$$\hat{\Pi}_\alpha(S=1, F=1) = \frac{1+\hat{v}}{4}\gamma_\sigma\varepsilon_{\alpha\sigma\rho\omega}v^\rho\varepsilon^\omega, \quad (15)$$

where ε^ω is the polarization vector of the state with $F=1$. After using (14)-(15), the matrix elements of $M_{1\gamma}$ according to the states of Ψ_{01F_z} and Ψ_{11F_z} are reduced to the form:

$$\begin{aligned} \langle \Psi_{01F_z} | iM_{1\gamma}(F=1) | \Psi_{01F_z} \rangle = & \frac{\pi Z\alpha}{96k^2 m_1^2 m_2^2} Tr \left\{ (\hat{q}_1 + m_1) \gamma_\mu (\hat{p}_1 + m_1) (1 + \hat{v}) \gamma_5 (\hat{p}_2 - m_2) \times \right. \\ & \left. \left[g_{\alpha\beta} \frac{(p_2 + q_2)_\mu}{2m_2} F_1(k^2) - g_{\alpha\beta} \sigma_{\mu\nu} \frac{k^\nu}{2m_2} F_2(k^2) + \frac{k_\alpha k_\beta}{4m_2^2} \frac{(p_2 + q_2)_\mu}{2m_2} F_3(k^2) - \frac{k_\alpha k_\beta}{4m_2^2} \sigma_{\mu\nu} \frac{k^\nu}{2m_2} F_4(k^2) \right] \right. \\ & \left. (\hat{q}_2 - m_2) \gamma_5 (1 + \hat{v}) \right\} (-g_{\alpha\beta} + v_\alpha v_\beta), \end{aligned} \quad (16)$$

$$\begin{aligned} \langle \Psi_{11F_z} | iM_{1\gamma}(F=1) | \Psi_{11F_z} \rangle = & \frac{\pi Z\alpha}{192k^2 m_1^2 m_2^2} Tr \left\{ (\hat{q}_1 + m_1) \gamma_\mu (\hat{p}_1 + m_1) (1 + \hat{v}) \gamma_\sigma (\hat{p}_2 - m_2) \times \right. \\ & \left. \left[g_{\alpha\beta} \frac{(p_2 + q_2)_\mu}{2m_2} F_1(k^2) - g_{\alpha\beta} \sigma_{\mu\nu} \frac{k^\nu}{2m_2} F_2(k^2) + \frac{k_\alpha k_\beta}{4m_2^2} \frac{(p_2 + q_2)_\mu}{2m_2} F_3(k^2) - \frac{k_\alpha k_\beta}{4m_2^2} \sigma_{\mu\nu} \frac{k^\nu}{2m_2} F_4(k^2) \right] \right. \\ & \left. (\hat{q}_2 - m_2) \gamma_\epsilon (1 + \hat{v}) \right\} \varepsilon_{\alpha\sigma\rho\omega} \varepsilon_\beta \varepsilon_\tau \lambda (-g_{\lambda\omega} + v_\lambda v_\omega). \end{aligned} \quad (17)$$

In addition, the off-diagonal matrix element $\langle \Psi_{01F_z} | iM_{1\gamma}(F=1) | \Psi_{11F_z} \rangle$ is also nonzero. The sum of all the matrix elements gives, in the nonrelativistic approximation, the following value of the hyperfine splitting (the Fermi energy) (see the numerical values in Tables II-IV, line 1):

$$\Delta E_{1\gamma}^{hfs} = E_F(nS) = \frac{16}{9} \frac{\pi Z\alpha}{m_1 m_2} F_2(0) \frac{W^3}{\pi n^3} = \frac{16\alpha(Z\alpha)^3 \mu^3}{9m_1 m_p n^3} \mu_N. \quad (18)$$

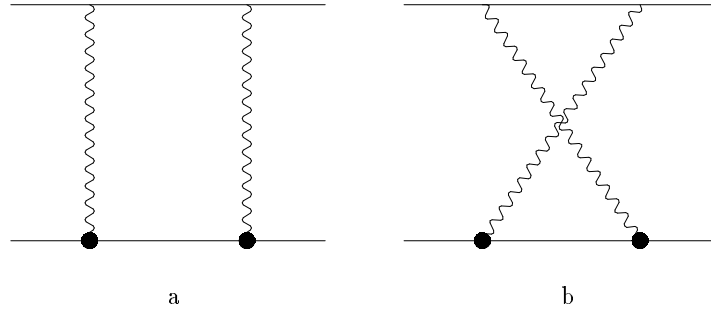


FIG. 1: Nuclear structure effects of order α^5 . The bold point denotes the nucleus vertex function.

Expressions (16)-(17) are presented in a form that is convenient for the subsequent calculation of the contribution in the Form package [17]. We present in detail the results of calculating the amplitude $M_{1\gamma}$, since this calculation technique is used later in the calculation of two-photon exchange amplitudes. In the case of nuclei with spin $s_2 = 1/2$ and $s_2 = 1$ the similar technique of projection operators was used in [16, 18–20].

Basic contribution of the nuclear structure effects of order α^5 to the hyperfine splitting is determined by two-photon exchange diagrams shown in Fig. 1. It is expressed in terms of electric $G_E(k^2)$ and magnetic $G_M(k^2)$ nuclear form factors in the form (the Zemach correction):

$$\Delta E_{str}^{hfs} = E_F \frac{2\mu Z\alpha}{\pi} \int \frac{d\mathbf{k}}{k^4} \left[\frac{G_E(k^2) G_M(k^2)}{G_M(0)} - 1 \right]. \quad (19)$$

We have analysed numerical values of correction (19) for different parameterizations of nuclear form factors: Gaussian $G_E^G(k^2)$, dipole $G_E^D(k^2)$ and uniformly charged sphere $G_E^U(k^2)$:

$$G_E^G(k^2) = e^{-\frac{1}{6}r_N^2 k^2}, \quad G_E^D(k^2) = \frac{1}{(1 + \frac{k^2}{\Lambda^2})^2}, \quad G_E^U(k^2) = \frac{3}{(kR)^3} [\sin kR - kR \cos kR], \quad (20)$$

where $R = \sqrt{5}r_N/\sqrt{3}$ is the nucleus radius, $\Lambda^2 = 12/r_N^2$. A comparison of functions $G_E^2(k^2)$ for different parameterizations is presented in Fig. 2 for the nucleus ${}^6_3\text{Li}$. In the range $0.1 \leq k \leq 0.4$ GeV there is a difference between functions (19) which leads to different numerical values of the Zemach correction shown in Tables II-IV (line 4).

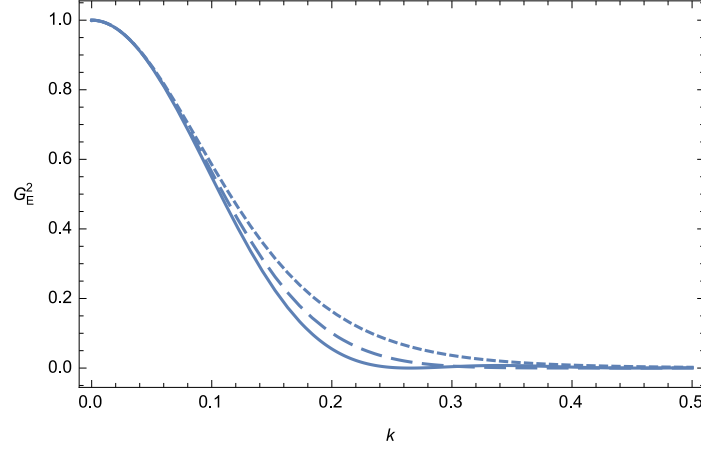


FIG. 2: Gaussian (dashed), dipole (dotted) and uniformly charged sphere (solid) parameterizations of nuclear form factor $G_E^2(k^2)$.

The momentum integration in (19) can be done analytically, so that the Zemach correction with the Gaussian and uniformly charged sphere parameterizations has the form (numerical results are presented in Tables II-IV for these two parametrizations):

$$\Delta E_{str,G}^{hfs} = -E_F \frac{72}{\sqrt{3}\pi} \mu Z \alpha r_N, \quad \Delta E_{str,U}^{hfs} = -E_F \frac{72\sqrt{5}}{35\sqrt{3}} \mu Z \alpha r_N. \quad (21)$$

Acting as in the case of the one-photon interaction, we can present the contribution of two-photon interactions to HFS at $F = 2$ in the form:

$$\begin{aligned} \Delta E_{2\gamma}^{hfs}(F = 2) = & -\frac{(Z\alpha)^2}{640\pi^2 m_1^2 m_2^2} |\psi(0)|^2 \int \frac{id^4 k (k^2 - 2k_0 m_2)}{k^4 (k^4 - 4k_0^2 m_1^2) (k^4 - 4k_0^2 m_2^2)} Tr \{ (\hat{q}_1 + m_1) \times \\ & [\gamma_\mu (\hat{p}_1 - \hat{k} + m_1) \gamma_\nu (k^2 + 2k_0 m_1) + \gamma_\nu (\hat{p}_1 + \hat{k} + m_1) \gamma_\mu (k^2 - 2k_0 m_1)] (\hat{p}_1 + m_1) (1 + \hat{v}) \gamma_\rho (\hat{p}_2 - m_2) \times \\ & \mathcal{O}_{\alpha\nu\sigma}(k) (-\hat{p}_2 - \hat{k} + m_2) [g_{\sigma\tau} - \frac{1}{3} \gamma_\sigma \gamma_\tau - \frac{2}{3m_2^2} (p_2 + k)_\sigma (p_2 + k)_\tau + \frac{1}{3m_2} (\gamma_\sigma (p_2 + k)_\tau - \gamma_\tau (p_2 + k)_\sigma)] \times \\ & \mathcal{O}_{\tau\mu\beta}(-k) (\hat{q}_2 - m_2) \gamma_\lambda (1 + \hat{v}) \} \hat{\Pi}_{\beta\alpha\lambda\rho}, \end{aligned} \quad (22)$$

where k is a loop momentum, and k_0 its zero component. We also give for completeness analogous expressions for two states in (13) with $F = 1, S = 0$ and $F = 1, S = 1$:

$$\Delta E_{2\gamma}^{hfs}(F = 1, S = 0) = -\frac{(Z\alpha)^2}{384\pi^2 m_1^2 m_2^2} |\psi(0)|^2 \int \frac{id^4 k (k^2 - 2k_0 m_2)}{k^4 (k^4 - 4k_0^2 m_1^2) (k^4 - 4k_0^2 m_2^2)} Tr \{ (\hat{q}_1 + m_1) \times \quad (23)$$

$$\begin{aligned}
& [\gamma_\mu(\hat{p}_1 - \hat{k} + m_1)\gamma_\nu(k^2 + 2k_0m_1) + \gamma_\nu(\hat{p}_1 + \hat{k} + m_1)\gamma_\mu(k^2 - 2k_0m_1)](\hat{p}_1 + m_1)(1 + \hat{v})\gamma_5(\hat{p}_2 - m_2) \times \\
& \mathcal{O}_{\alpha\nu\sigma}(k)(-\hat{p}_2 - \hat{k} + m_2)[g_{\sigma\tau} - \frac{1}{3}\gamma_\sigma\gamma_\tau - \frac{2}{3m_2^2}(p_2 + k)_\sigma(p_2 + k)_\tau + \frac{1}{3m_2}(\gamma_\sigma(p_2 + k)_\tau - \gamma_\tau(p_2 + k)_\sigma)] \times \\
& \mathcal{O}_{\tau\mu\beta}(-k)(\hat{q}_2 - m_2)\gamma_5(1 + \hat{v})\}(-g_{\alpha\beta} + v_\alpha v_\beta), \\
\Delta E_{2\gamma}^{hfs}(F = 1, S = 1) = & -\frac{(Z\alpha)^2}{768\pi^2 m_1^2 m_2^2} |\psi(0)|^2 \int \frac{id^4 k (k^2 - 2k_0 m_2)}{k^4 (k^4 - 4k_0^2 m_1^2)(k^4 - 4k_0^2 m_2^2)} Tr \{ (\hat{q}_1 + m_1) \times \\
& [\gamma_\mu(\hat{p}_1 - \hat{k} + m_1)\gamma_\nu(k^2 + 2k_0m_1) + \gamma_\nu(\hat{p}_1 + \hat{k} + m_1)\gamma_\mu(k^2 - 2k_0m_1)](\hat{p}_1 + m_1)(1 + \hat{v})\gamma_{\sigma_1}\varepsilon_{\alpha\sigma_1\rho_1\omega_1}v_{\rho_1} \times \\
& (\hat{p}_2 - m_2)\mathcal{O}_{\alpha\nu\sigma}(k)(-\hat{p}_2 - \hat{k} + m_2)[g_{\sigma\tau} - \frac{1}{3}\gamma_\sigma\gamma_\tau - \frac{2}{3m_2^2}(p_2 + k)_\sigma(p_2 + k)_\tau + \frac{1}{3m_2}(\gamma_\sigma(p_2 + k)_\tau - \\
& \gamma_\tau(p_2 + k)_\sigma)]\mathcal{O}_{\tau\mu\beta}(-k)(\hat{q}_2 - m_2)\gamma_{\epsilon_1}(1 + \hat{v})\varepsilon_{\beta\epsilon_1\tau_1\lambda_1}v_{\tau_1}\}(-g_{\lambda_1\omega_1} + v_{\lambda_1}v_{\omega_1}).
\end{aligned} \tag{24}$$

There is also an off-diagonal matrix element between states with $F = 1, S = 0$ and $F = 1, S = 1$, which we omit here. The expressions (21) - (24) are presented in a form convenient for the subsequent calculation in the package Form [17]. As a result the value of the hyperfine splitting is determined in Euclidean space by the following formula:

$$\begin{aligned}
\Delta E^{hfs}(nS) = & |\psi_{nS}(0)|^2 \int d^4 k V_{2\gamma}(k) = \frac{64}{9} \frac{(Z\alpha)^2}{\pi^2} |\psi_{nS}(0)|^2 \int \frac{d^4 k}{k^4 (k^4 + 4m_1^2 k_0^2)(k^4 + 4m_2^2 k_0^2)} \times \\
& \left[F_1 F_2 \left(k^6 - k^4 k_0^2 + \frac{4}{15} \frac{k^4 k_0^4}{m_2^2} - \frac{7}{10} \frac{k^6 k_0^2}{m_2^2} + \frac{13}{30} \frac{k^8}{m_2^2} \right) + F_2 F_4 \left(-\frac{1}{30} \frac{k^2 k_0^6}{m_2^2} + \frac{1}{15} \frac{k^4 k_0^4}{m_2^2} - \frac{1}{30} \frac{k^6 k_0^2}{m_2^2} \right) + \right. \\
& F_2 F_3 \left(-\frac{1}{15} \frac{k^2 k_0^6}{m_2^2} + \frac{11}{60} \frac{k^4 k_0^4}{m_2^2} - \frac{7}{60} \frac{k^8}{m_2^2} \right) + F_1 F_4 \left(-\frac{1}{5} \frac{k^2 k_0^6}{m_2^2} + \frac{3}{10} \frac{k^4 k_0^4}{m_2^2} - \frac{1}{10} \frac{k^8}{m_2^2} \right) + \\
& \left. F_2^2 \left(\frac{1}{15} \frac{k^2 k_0^6}{m_2^2} - \frac{1}{6} k^2 k_0^4 - \frac{2}{15} \frac{k^4 k_0^4}{m_2^2} + \frac{1}{6} k^4 k_0^2 + \frac{23}{120} \frac{k^6 k_0^2}{m_2^2} - \frac{1}{4} \frac{k^8}{m_2^2} \right) \right].
\end{aligned} \tag{25}$$

When investigating this expression, it is useful to distinguish the Zemach correction, which is determined by the integral

$$\begin{aligned}
J = & \int_0^\infty \int_0^\pi \frac{k \sin^2 \phi dk d\phi F_1(k^2) F_2(k^2)}{(k^2 + 4m_1^2 \cos^2 \phi)(k^2 + 4m_2^2 \cos^2 \phi)} = \frac{\pi}{2(m_1 + m_2)} \int_0^\infty \frac{dk}{k^2} F_1(k^2) F_2(k^2) + \\
& \frac{\pi}{4(m_1^2 - m_2^2)} \int_0^\infty \frac{dk}{k^2} [\sqrt{k^2 + 4m_1^2} - 2m_1 - \sqrt{k^2 + 4m_2^2} + 2m_2] F_1(k^2) F_2(k^2).
\end{aligned} \tag{26}$$

The divergence in the first term on the right-hand side of (26) is compensated by the subtraction term

$$\Delta E_{iter}^{hfs} = \frac{64}{9} \frac{(Z\alpha)^2}{\pi^2} |\psi(0)|^2 \int_0^\infty \frac{2\pi^2 F_2(0)}{(m_1 + m_2) k^2} dk. \tag{27}$$

Thus, we have in (25) the main contribution (the Zemach correction) and the recoil correction m_1/m_2 . In the case of Li nucleus with spin 1 the expression similar to (25) was obtained in [19] for muonic deuterium. We use it for corresponding numerical estimates of nuclear structure and recoil corrections in ${}^6_3\text{Li}$. The recoil effects for the nucleus ${}^{10}_5\text{B}$ with spin 3 are neglected.

The form factors $F_i(k^2)$ are expressed in terms of G_{E0} , G_{E2} , G_{M1} , G_{M3} for which the Gaussian parametrization is used in numerical calculations of integrals with respect to k . The values of the form factors at zero have the form:

$$G_{E0}(0) = 1, \quad G_{M1}(0) = \frac{m_2 \mu_N}{m_p Z}, \quad G_{E2}(0) = m_2^2 Q, \quad G_{M3}(0) = \frac{m_2}{m_p Z} m_2^2 \Omega. \quad (28)$$

Different parameters of light nucleus (Li, Be, B) were investigated in electron scattering experiments [21, 22]. The nucleus multiple moments are presented in Table I. Some of them are unknown with good accuracy, but, nevertheless, one can obtain approximate estimates of the corresponding contributions. After angular analytical integration in (25) we make numerical integration over k . Obtained results for nuclear structure and recoil corrections are presented in Tables II-IV in separate lines.

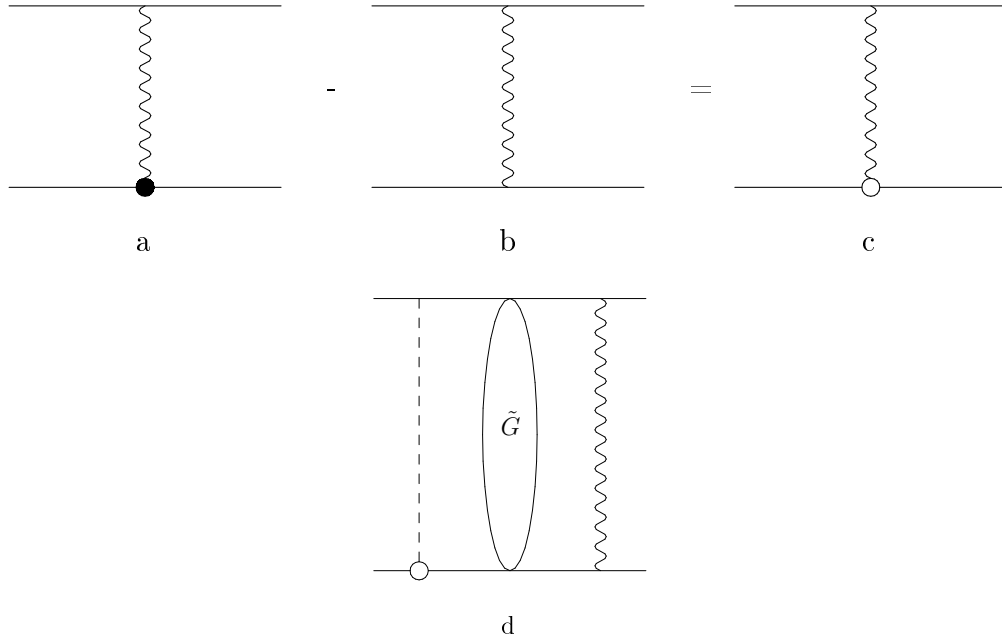


FIG. 3: Nuclear structure effects in one-photon interaction (c) and in second order perturbation theory (d). \tilde{G} is the reduced Coulomb Green's function.

Another correction for the structure of the nucleus of order α^6 , which must be discussed, is obtained as a result of the decomposition of the magnetic form factor of the nucleus see Fig. 3(a)). The contribution to the interaction potential and HFS in this case has the form [18, 23]:

$$\Delta V_{1\gamma, str}^{hfs}(r) = \frac{4\pi\alpha\mu_N}{9m_1m_p} r_M^2 (\mathbf{s}_1 \mathbf{s}_2) \nabla^2 \delta(\mathbf{r}), \quad (29)$$

$$\Delta E_{1\gamma, str}^{hfs} = \frac{2}{3} \mu^2 Z^2 \alpha^2 r_M^2 \frac{3n^2 + 1}{n^2} E_F(nS). \quad (30)$$

Numerical values on the basis (30) can be obtained assuming that $r_M^2 = r_E^2$. They are in line 11 of Tables II-IV.

In second order PT we should take into account a term in which the potential

$$\Delta V_{str, 1\gamma}^C(k) = -\frac{Z\alpha}{\mathbf{k}^2} \left[\frac{3}{(kR)^3} (\sin kR - kR \cos kR) - 1 \right] \quad (31)$$

is considered as a perturbation. The Fourier transform of (31) is

$$\Delta V_{str,1\gamma}^C(r) = -\frac{Z\alpha}{4R^3r}(r-R)(r+2R)(R-r+|r-R|). \quad (32)$$

Using the Green's functions (43) and (44) (see section III) we perform the analytical integration in second order PT. It gives the following result:

$$\Delta E_{str,opt}^{hfs}(1S) = -E_F(1S)\frac{R^2W^2}{4}\left[-\frac{4}{75}(-53+15C+15\ln RW+\frac{RW}{12}(-15+4C+4\ln RW))\right], \quad (33)$$

$$\Delta E_{str,opt}^{hfs}(2S) = E_F(2S)\frac{R^2W^2}{4}\left[\frac{4}{75}(-107+60C+60\ln RW)+\frac{RW}{3}(17-8C-8\ln RW)\right], \quad (34)$$

where we present an expansions in (RW) up to terms of first order in square brackets ($RW({}^6_3Li) = 0.038$, $RW({}^7_3Li) = 0.036$, $RW({}^9_4Be) = 0.050$, $RW({}^{10}_5B) = 0.060$, $RW({}^{11}_5B) = 0.060$). Numerical values of (33) and (34) are sufficiently important (see line 7 of Tables II-IV).

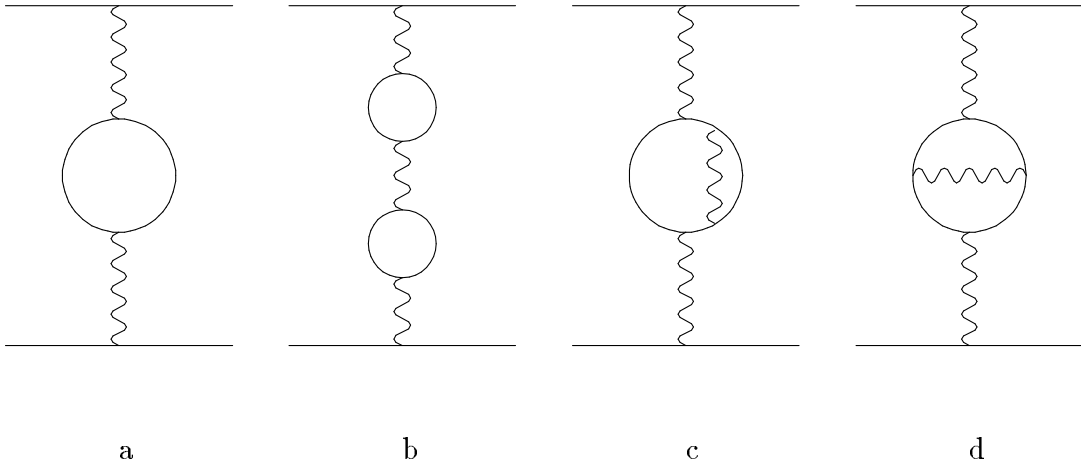


FIG. 4: Effects of one- and two-loop vacuum polarization in one-photon interaction.

III. EFFECTS OF ONE- AND TWO-LOOP VACUUM POLARIZATION IN FIRST AND SECOND ORDERS OF PERTURBATION THEORY

Another our task is to analyse different vacuum polarization corrections to the total value of the hyperfine splitting. Primarily, we have to calculate a contribution of one-loop vacuum polarization contribution in first order PT. Corresponding potential can be obtained in momentum representation after a standard modification of hyperfine muon-nucleus interaction due to vacuum polarization effect [24–29]. In coordinate representation it is defined by the following integral expression:

$$\Delta V_{1\gamma,vp}^{hfs}(r) = \frac{4\alpha g_N(1+a_\mu)}{3m_1m_p}(\mathbf{s}_1\mathbf{s}_2)\frac{\alpha}{3\pi}\int_1^\infty \rho(\xi)d\xi\left(\pi\delta(\mathbf{r})-\frac{m_e^2\xi^2}{r}e^{-2m_e\xi r}\right), \quad (35)$$

where $g_N = \mu_N/s_2$, spectral function $\rho(\xi) = \sqrt{\xi^2 - 1}(2\xi^2 + 1)/\xi^4$. We include in (35) the anomalous magnetic moment of muon, which leads to the additional contribution of order α^6 . Averaging (35) over wave functions (4) and (5), we get the contribution of order α^5 to hyperfine structure of $1S$ - and $2S$ -states ($a_1 = m_e/W$, $W = \mu Z\alpha$):

$$\Delta E_{1\gamma, vp}^{hfs}(1S) = \frac{4\alpha^2(Z\alpha)^3\mu^3g_N(1+a_\mu)}{9m_1m_p\pi} \langle \mathbf{s}_1\mathbf{s}_2 \rangle \int_1^\infty \rho(\xi)d\xi \left[1 - \frac{m_e^2\xi^2}{W^2} \int_0^\infty xdx e^{-x(1+\frac{m_e\xi}{W})} \right] = \quad (36)$$

$$E_F(1S) \frac{\alpha(1+a_\mu)}{9\pi\sqrt{1-a_1^2}} \left[\sqrt{1-a_1^2}(1+6a_1^2-3\pi a_1^3) + (6-3a_1^2+5a_1^4) \ln \frac{1+\sqrt{1-a_1^2}}{a_1} \right],$$

$$\Delta E_{1\gamma, vp}^{hfs}(2S) = \frac{\alpha^2(Z\alpha)^3\mu^3g_N(1+a_\mu)}{18m_1m_p\pi} \langle \mathbf{s}_1\mathbf{s}_2 \rangle \int_1^\infty \rho(\xi)d\xi \times \quad (37)$$

$$\left[1 - \frac{4m_e^2\xi^2}{W^2} \int_0^\infty x \left(1 - \frac{x}{2} \right)^2 dx e^{-x(1+\frac{2m_e\xi}{W})} \right] =$$

$$E_F(2S) \frac{\alpha(1+a_\mu)}{18\pi(4a_1^2-1)^{5/2}} \left\{ \sqrt{4a_1^2-1} [11 + 2a_1^2(-29 + 8a_1(-22a_1 + 48a_1^3 - 3\pi(4a_1^2-1)^2))] + \right. \\ \left. 12(1 - 10a_1^2 + 66a_1^4 - 160a_1^6 + 256a_1^8) \arctan \sqrt{4a_1^2-1} \right\}.$$

We present in detail the results of (36)-(37) to demonstrate the general structure of the obtained analytical expressions. After integrating over particle coordinates, the results have a fairly simple form, but the following integration over the spectral parameters gives, as a rule, rather cumbersome expressions, which we will omit in the following.

With a simple replacement m_e to muon mass m_1 in equations (36) and (37) one can obtain the muon vacuum polarization correction to HFS of order α^6 . The numerical values of the muon vacuum polarization corrections are included in Table II-IV in the corresponding line (line 6). Another contribution of order α^6 is represented by two-loop vacuum polarization diagrams (see Fig. 4(b,c,d) (the Källen and Sabry potential [30])). The construction of the interaction potentials from these diagrams is completely analogous to (35). They have the form of a double and a single spectral integral in coordinate space [23, 31]:

$$\Delta V_{1\gamma, vp-vp}^{hfs}(r) = \frac{4\pi\alpha g_N(1+a_\mu)}{3m_1m_p} (\mathbf{s}_1\mathbf{s}_2) \left(\frac{\alpha}{3\pi} \right)^2 \int_1^\infty \rho(\xi)d\xi \int_1^\infty \rho(\eta)d\eta \times \quad (38)$$

$$\times \left[\delta(\mathbf{r}) - \frac{m_e^2}{\pi r(\eta^2 - \xi^2)} (\eta^4 e^{-2m_e\eta r} - \xi^4 e^{-2m_e\xi r}) \right],$$

$$\Delta V_{1\gamma, 2-loop\ vp}^{hfs}(r) = \frac{8\alpha^3 g_N(1+a_\mu)}{9\pi^2 m_1 m_p} (\mathbf{s}_1\mathbf{s}_2) \int_0^1 \frac{f(v)dv}{1-v^2} \left[\pi\delta(\mathbf{r}) - \frac{m_e^2}{r(1-v^2)} e^{-\frac{2m_e r}{\sqrt{1-v^2}}} \right], \quad (39)$$

where two-loop spectral function

$$f(v) = v \left\{ (3-v^2)(1+v^2) \left[Li_2 \left(-\frac{1-v}{1+v} \right) + 2Li_2 \left(\frac{1-v}{1+v} \right) + \frac{3}{2} \ln \frac{1+v}{1-v} \ln \frac{1+v}{2} - \ln \frac{1+v}{1-v} \ln v \right] \right. \\ \left. + \left[\frac{11}{16}(3-v^2)(1+v^2) + \frac{v^4}{4} \right] \ln \frac{1+v}{1-v} + \left[\frac{3}{2}v(3-v^2) \ln \frac{1-v^2}{4} - 2v(3-v^2) \ln v \right] + \frac{3}{8}v(5-3v^2) \right\}, \quad (40)$$

where $Li_2(z)$ is the Euler dilogarithm. Averaging (38)-(39) over wave functions (5)-(6) the integration over r can be done analytically, while two other integrations over ξ and η are calculated numerically with the use of Wolfram Mathematica. Summary two-loop vacuum polarization correction of order α^6 is written in Tables II-IV (line 7).

To achieve the desired accuracy of calculations one-loop and two-loop contributions of order α^5 and α^6 to HFS have to be taken into account in second order perturbation theory. The second order perturbation theory (PT) corrections to the energy spectrum are determined by the reduced Coulomb Green's function $\tilde{G}_n(\mathbf{r}, \mathbf{r}')$. The radial part $\tilde{g}_{nl}(r, r')$ of $\tilde{G}_n(\mathbf{r}, \mathbf{r}')$ was obtained in [32] in the form of the Sturm expansion in the Laguerre polynomials. The main contribution of the electron vacuum polarization to HFS in second order PT (sopt) has the form (see Fig. 5(a)):

$$\Delta E_{sopt\ vp\ 1}^{hfs} = 2 \langle \psi | \Delta V_{VP}^C \cdot \tilde{G} \cdot \Delta V_B^{hfs} | \psi \rangle, \quad (41)$$

where the Coulomb potential, modified by the one-loop vacuum polarization effect, has the form

$$\Delta V_{vp}^C(r) = \frac{\alpha}{3\pi} \int_1^\infty \rho(\xi) d\xi \left(-\frac{Z\alpha}{r} \right) e^{-2m_e \xi r}. \quad (42)$$

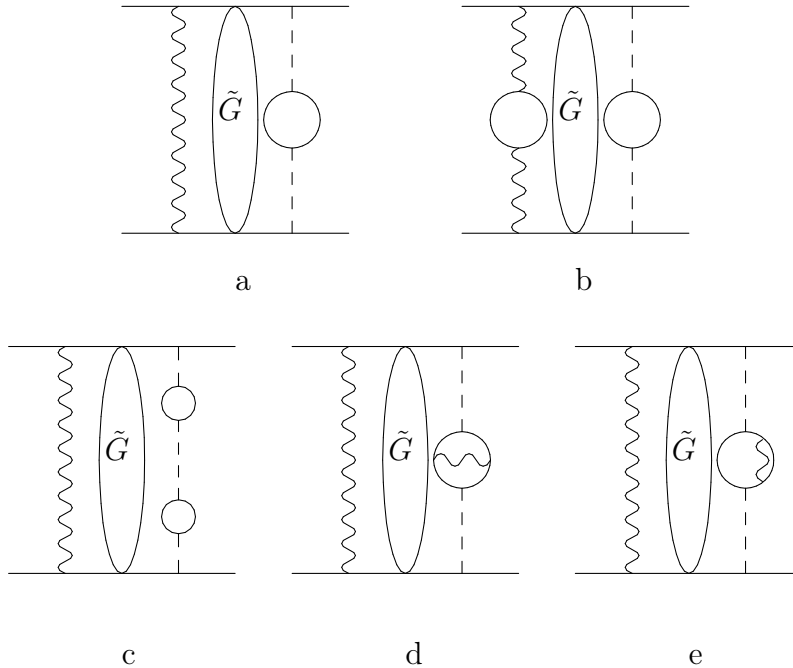


FIG. 5: Effects of one- and two-loop vacuum polarization in second order PT.

Since hyperfine part of the Breit potential $\Delta V_B^{hfs}(r)$ is proportional to $\delta(\mathbf{r})$, it is necessary to use the reduced Coulomb Green's function with one zero argument. For this case it was obtained on the basis of the Hostler representation after a subtraction of the pole term in [32]. We represent for the sake of completeness the explicit expressions for the Green's functions, used in later calculations:

$$\tilde{G}_{1S}(\mathbf{r}, 0) = \frac{Z\alpha\mu^2}{4\pi} \frac{e^{-x}}{x} g_{1S}(x), \quad g_{1S}(x) = [4x(\ln 2x + C) + 4x^2 - 10x - 2], \quad (43)$$

$$\tilde{G}_{2S}(\mathbf{r}, 0) = -\frac{Z\alpha\mu^2}{4\pi} \frac{e^{-x/2}}{2x} g_{2S}(x), \quad g_{2S}(x) = [4x(x-2)(\ln x + C) + x^3 - 13x^2 + 6x + 4], \quad (44)$$

where $C = 0.5772\dots$ is the Euler constant and $x = Wr$. Then the necessary vacuum polarization corrections of order α^5 to HFS of muonic ions can be presented as follows:

$$\Delta E_{sopt\ vp\ 1}^{hfs}(1S) = -E_F(1S) \frac{2\alpha}{3\pi} (1 + a_\mu) \int_1^\infty \rho(\xi) d\xi \int_0^\infty e^{-2x(1+\frac{m_e\xi}{W})} g_{1S}(x) dx, \quad (45)$$

$$\Delta E_{sopt\ vp\ 1}^{hfs}(2S) = E_F(2S) \frac{\alpha}{3\pi} (1 + a_\mu) \int_1^\infty \rho(\xi) d\xi \int_0^\infty e^{-x(1+\frac{2m_e\xi}{W})} g_{2S}(x) (1 - \frac{x}{2}) dx, \quad (46)$$

where we use its designation by the index (*sopt vp 1*). The result of integration is in line 5 of Tables II-IV. The factor $(1 + a_\mu)$ is included in (45) and (46), therefore these expressions contain corrections of orders α^5 and α^6 . Changing $m_e \rightarrow m_1$ in (45)-(46) we calculate one-loop muon vacuum polarization contribution in second order PT of order α^6 (see line 7 of Tables II-IV).

Two-loop corrections in Fig. 5(b,c,d,e) are of order α^6 . Let us consider first contribution which is related with potentials (35) and (42), reduced Coulomb Green's functions (43), (44) and reduced Coulomb Green's function with nonzero arguments. General structure of this contribution takes the form:

$$\Delta E_{sopt\ vp\ 2}^{hfs} = 2 \langle \psi | \Delta V_{1\gamma, vp}^{hfs} \cdot \tilde{G} \cdot \Delta V_{vp}^C | \psi \rangle. \quad (47)$$

The convenient representation for reduced Coulomb Green's function with nonzero arguments was obtained in [32]:

$$\tilde{G}_{1S}(r, r') = -\frac{Z\alpha\mu^2}{\pi} e^{-(x_1+x_2)} g_{1S}(x_1, x_2), \quad (48)$$

$$g_{1S}(x_1, x_2) = \frac{1}{2x_>} - \ln 2x_> - \ln 2x_< + Ei(2x_<) + \frac{7}{2} - 2C - (x_1 + x_2) + \frac{1 - e^{2x_<}}{2x_<},$$

$$\tilde{G}_{2S}(r, r') = -\frac{Z\alpha\mu^2}{16\pi x_1 x_2} e^{-\frac{x_1+x_2}{2}} g_{2S}(x_1, x_2), \quad (49)$$

$$g_{2S}(x_1, x_2) = 8x_< - 4x_<^2 + 8x_> + 12x_<x_> - 26x_<^2x_> + 2x_<^3x_> - 4x_>^2 - 26x_<x_>^2 + 23x_<^2x_>^2 - x_<^3x_>^2 + 2x_<x_>^3 - x_<^2x_>^3 + 4e^{x_<}(1 - x_<)(x_> - 2)x_> + 4(x_< - 2)x_<(x_> - 2)x_> \times \\ \times [-2C + Ei(x_<) - \ln(x_<) - \ln(x_>)],$$

where $x_1 = Wr$, $x_2 = Wr'$, $x_< = \min(x_1, x_2)$, $x_> = \max(x_1, x_2)$, $C = 0.577216\dots$ is the Euler constant, and $Ei(x)$ is the integral exponential function. The substitution of (35), (42), (43), (44), (48) and (49) into (47) provides two terms for each $1S$ and $2S$ level in integral form:

$$\Delta E_{sopt\ vp\ 21}^{hfs}(1S) = -2E_F(1S) \frac{\alpha^2}{9\pi^2} (1 + a_\mu) \int_1^\infty \rho(\xi) d\xi \int_1^\infty \rho(\eta) d\eta \int_0^\infty dx e^{-2x(1+\frac{m_e\eta}{W})} g_{1S}(x), \quad (50)$$

$$\Delta E_{sopt\ vp\ 22}^{hfs}(1S) = 2E_F(1S) \frac{\alpha^2}{9\pi^2} (1 + a_\mu) \frac{16m_e^2}{W^2} \int_1^\infty \rho(\xi) \xi^2 d\xi \times \quad (51)$$

$$\begin{aligned} & \times \int_1^\infty \rho(\eta) d\eta \int_0^\infty x_1 dx_1 e^{-2x_1(1+\frac{m_e\eta}{W})} \int_0^\infty x_2 dx_2 e^{-2x_2(1+\frac{m_e\xi}{W})} g_{1S}(x_1, x_2), \\ \Delta E_{s_{opt} \text{ } vp \text{ } 21}^{hfs}(2S) &= E_F(2S) \frac{\alpha^2}{9\pi^2} (1+a_\mu) \int_1^\infty \rho(\xi) d\xi \int_1^\infty \rho(\eta) d\eta \int_0^\infty \left(1 - \frac{x}{2}\right) dx e^{-x(1+\frac{2m_e\eta}{W})} g_{2S}(x), \end{aligned} \quad (52)$$

$$\begin{aligned} \Delta E_{s_{opt} \text{ } vp \text{ } 22}^{hfs}(2S) &= -E_F(2S) \frac{\alpha^2}{9\pi^2} (1+a_\mu) \frac{2m_e^2}{W^2} \int_1^\infty \rho(\xi) \xi^2 d\xi \times \\ & \times \int_1^\infty \rho(\eta) d\eta \int_0^\infty \left(1 - \frac{x_1}{2}\right) dx_1 e^{-x_1(1+\frac{2m_e\xi}{W})} \int_0^\infty \left(1 - \frac{x_2}{2}\right) dx_2 e^{-x_2(1+\frac{2m_e\eta}{W})} g_{2S}(x_1, x_2). \end{aligned} \quad (53)$$

Separately, the contributions (27), (28) and (35),(36) are divergent but their sum is finite. Corresponding numerical values are:

$$\Delta E_{vp, vp}^{hfs}(1S) = \begin{cases} {}^6_3Li : 0.05 \text{ meV} \\ {}^7_3Li : 0.20 \text{ meV} \\ {}^9_4Be : -0.21 \text{ meV} \\ {}^{10}_5B : 0.65 \text{ meV} \\ {}^{11}_5B : 1.11 \text{ meV} \end{cases}; \quad \Delta E_{vp, vp}^{hfs}(2S) = \begin{cases} {}^6_3Li : 0.01 \text{ meV} \\ {}^7_3Li : 0.02 \text{ meV} \\ {}^9_4Be : -0.02 \text{ meV} \\ {}^{10}_5B : 0.06 \text{ meV} \\ {}^{11}_5B : 0.11 \text{ meV} \end{cases}. \quad (54)$$

The contributions of two other amplitudes in Fig. 5(c,d,e) to HFS can be calculated by means of (47), where the replacement of the potential (42) on the following potentials should be made [23]:

$$\Delta V_{VP-VP}^C(r) = \left(\frac{\alpha}{3\pi}\right)^2 \int_1^\infty \rho(\xi) d\xi \int_1^\infty \rho(\eta) d\eta \left(-\frac{Z\alpha}{r}\right) \frac{1}{\xi^2 - \eta^2} (\xi^2 e^{-2m_e\xi r} - \eta^2 e^{-2m_e\eta r}), \quad (55)$$

$$\Delta V_{2-loop \text{ } VP}^C(r) = -\frac{2Z\alpha^3}{3\pi^2 r} \int_0^1 \frac{f(v) dv}{(1-v^2)} e^{-\frac{2m_e r}{\sqrt{1-v^2}}}. \quad (56)$$

Omitting further intermediate expressions we include in Tables II-IV total numerical values of two-loop vacuum polarization corrections in second order PT (Fig. 5(b,c,d,e)) in line 9.

There is another correction for the polarization of the vacuum, which also includes the effect of the nuclear structure discussed in Section II (see Fig. 6). To calculate it, it is necessary to use the potential $V_{2\gamma}(k)$ from (25), modifying it accordingly. As a result, the contribution to the HFS spectrum is determined by the following expression (the factor 2 corresponds to two exchange photons):

$$E_{2\gamma, vp}^{hfs} = -\frac{2\mu^3 Z^3 \alpha^4}{9\pi^2 n^3} \int \frac{V_{2\gamma}(k) d^4 k}{k^3} [5k^3 - 12m_e k^2 - 6(k^2 - 2m_e^2) \sqrt{k^2 + 4m_e^2} \text{Arcth}[\frac{k}{\sqrt{k^2 + 4m_e^2}}]]. \quad (57)$$

Numerical integration in (39) can be carried out exactly as in (25) (line 12 of Tables II-IV). The contribution of muon VP in 2γ -amplitudes with the nuclear structure is written in line 13 of Tables II-IV.

In order to increase the accuracy of the calculation we consider also hadron vacuum polarization (HVP) contribution which arises, like the electron polarization of the vacuum,

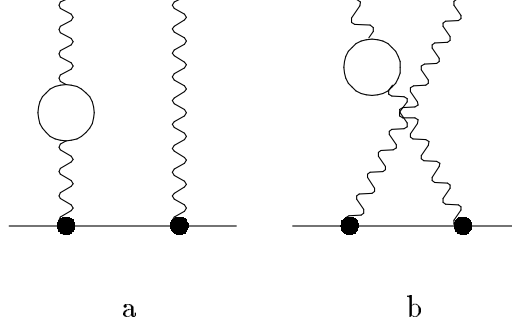


FIG. 6: Two photon exchange amplitudes accounting for effects of vacuum polarization and nuclear structure. The wavy line denotes the photon. The bold point denotes the nucleus vertex function.

in the first order PT, in the second order PT, and in two-photon exchange amplitudes. To obtain it we use a standard replacement in photon propagator of the form [33].

$$\frac{1}{k^2} \rightarrow \left(\frac{\alpha}{\pi}\right) \int_{s_{th}}^{\infty} \frac{\rho_{had}(s)ds}{k^2 + s}, \quad \rho_{had}(s) = \frac{(s - 4m_\pi^2)^{3/2}}{12s^{5/2}} |F_\pi(s)|^2, \quad (58)$$

where $F_\pi(s)$ is the pion form factor. Total hadron vacuum polarization contribution is presented in Tables II-IV (line 14).

IV. RADIATIVE CORRECTIONS TO TWO PHOTON EXCHANGE DIAGRAMS.

The results already obtained in the Tables II-IV clearly show that the corrections to the structure of the nucleus are dominant. In this connection, it seems useful to consider another correction for the structure of the nucleus of order α^6 shown in Fig. 7 to refine the results. The amplitudes of two-photon exchange with radiative corrections to the muon line can be calculated in the framework of the calculation method formulated in Section II. For a radiative photon, the Fried-Yennie gauge is used, in which each of the amplitudes in Fig. 7 (muon self-energy, muon vertex correction, amplitude with the spanning photon) can be represented by a finite integral expression. The general structure of the amplitudes in Fig. 7 is the following:

$$i\mathcal{M} = \frac{(Z\alpha)^2}{\pi^2} \int d^4k [\bar{u}(q_1)L_{\mu\nu}u(p_1)] D_{\mu\omega}(k)D_{\nu\lambda}(k) [\bar{v}_\rho(p_2)\mathcal{O}_{\rho\omega\beta}\mathcal{D}_{\beta\tau}(p_2+k)\mathcal{O}_{\tau\lambda\alpha}v_\alpha(q_2)], \quad (59)$$

where the vertex operator $\mathcal{O}_{\rho\omega\beta}$ describing the photon-nucleus interaction is determined by the nucleus electromagnetic form factors as in (8) for the nucleus of spin 3/2.

The spin 3/2 particle propagator and the photon propagator in the Coulomb gauge are equal to

$$\mathcal{D}_{\alpha\beta}(p) = \frac{\hat{p} + m_2}{p^2 - m_2^2 + i0} \left[g_{\rho\beta} - \frac{1}{3}\gamma_\rho\gamma_\beta - \frac{2p_\rho p_\beta}{3m_2^2} - \frac{\gamma_\rho p_\beta - \gamma_\beta p_\rho}{3m_2} \right], \quad (60)$$

$$D_{\lambda\sigma}(k) = \frac{1}{k^2 + i0} \left[g_{\lambda\sigma} + \frac{k_\lambda k_\sigma - k_0 k_\lambda g_{\sigma 0} - k_0 k_\sigma g_{\lambda 0}}{\mathbf{k}^2} \right]. \quad (61)$$

The lepton tensor $L_{\mu\nu}$ is equal to a sum of three terms coming from three amplitudes in Fig. 7:

$$L_{\mu\nu} = L_{\mu\nu}^{se} + L_{\mu\nu}^{vertex} + L_{\mu\nu}^{jellyfish}. \quad (62)$$

All three terms of the lepton tensor were obtained in integral form and are written explicitly in [18, 34–36].

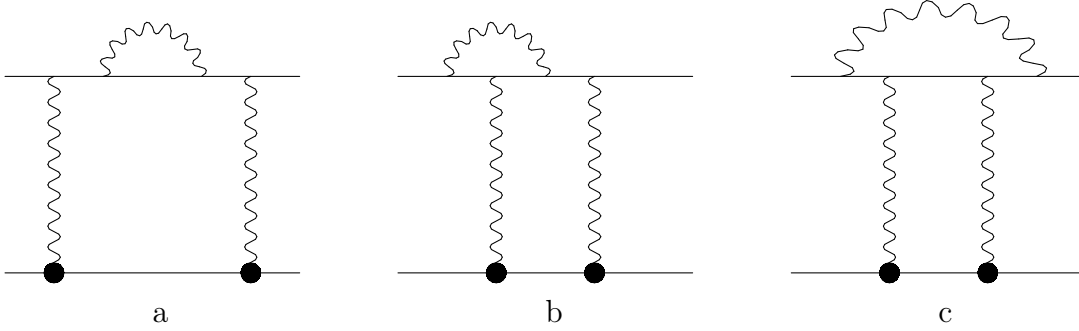


FIG. 7: Direct two-photon exchange amplitudes with radiative corrections to muon line giving contributions of order $E_F\alpha(Z\alpha)$ to the hyperfine structure. Wave line on the diagram denotes the photon. Bold point on the diagram denotes the vertex operator of the nucleus.

The construction of hyperfine potential by means of amplitudes in Fig. 7 in the case of the spin 3/2 nucleus can be performed by the method of projection operators as in section II. Neglecting the recoil effects in the denominator of the nucleus propagator we obtain that a sum of direct and crossed amplitudes is proportional to $\delta(k_0)$:

$$\frac{1}{2m_2k_0 + i0} + \frac{1}{-2m_2k_0 + i0} = -\frac{i\pi}{m_2}\delta(k_0). \quad (63)$$

As a result three types of contributions of order $E_F\alpha(Z\alpha)$ to HFS of muonic ions of lithium, beryllium and boron are expressed in integral form over the loop momentum k and the Feynman parameters:

$$\Delta E_{se}^{hfs} = E_F 6 \frac{\alpha(Z\alpha)}{\pi^2} \int_0^1 x dx \int_0^\infty \frac{G_E(k^2) G_M(k^2) dk}{x + (1-x)k^2}, \quad (64)$$

$$\Delta E_{vertex-1}^{hfs} = -E_F 24 \frac{\alpha(Z\alpha)}{\pi^2} \int_0^1 dz \int_0^1 x dx \int_0^\infty \frac{G_E(k^2) G_M(k^2) \ln\left[\frac{x+k^2z(1-xz)}{x}\right] dk}{k^2}, \quad (65)$$

$$\Delta E_{vertex-2}^{hfs} = E_F 8 \frac{\alpha(Z\alpha)}{\pi^2} \int_0^1 dz \int_0^1 dx \int_0^\infty \frac{dk}{k^2} \left\{ \frac{G_E(k^2) G_M(k^2)}{[x + k^2z(1-xz)]^2} [-2xz^2(1-xz)^2 k^4 + \right. \\ \left. zk^2(3x^3z - x^2(9z+1) + x(4z+7) - 4) + x^2(5-x)] - \frac{1}{2} \right\}, \quad (66)$$

$$\Delta E_{jellyfish}^{hfs} = E_F 4 \frac{\alpha(Z\alpha)}{\pi^2} \int_0^1 (1-z) dz \int_0^1 (1-x) dx \int_0^\infty \frac{G_E(k^2) G_M(k^2) dk}{[x + (1-xz)k^2]^3} \quad (67) \\ \times [6x + 6x^2 - 6x^2z + 2x^3 - 12x^3z - 12x^4z + k^2(-6z + 18xz + 4xz^2 + 7x^2z - 30x^2z^2 - \\ 2x^2z^3 - 36x^3z^2 + 12x^3z^3 + 24x^4z^3) + k^4(9xz^2 - 31x^2z^3 + 34x^3z^4 - 12x^4z^5)]$$

All contributions (64)-(67) are expressed in terms of electric and dipole magnetic form factors. The term $1/2$ in figure brackets (66) is related to the subtraction term of the quasipotential. All corrections (64), (65), (66), (67) are expressed through the convergent integrals. Numerical results for the corrections (64)-(67) are presented in Tables II-IV (line 17).

V. CONCLUSION

In this work we carry out a calculation of S-states hyperfine splittings in a number of muonic ions. We consider that light muonic ions of the lithium, beryllium and boron can be used in experiments of the CREMA collaboration. Our precise calculation of the HFS includes taking into account the various corrections of the fifth and sixth orders in α , which were previously taken into account also in the study of the hyperfine structure of the spectrum of other muonic atoms [16, 18–20]. One significant difference between these calculations and the previous ones is due to the fact that in this paper we investigate the nuclei of spin 1, $3/2$, 3. For spin $3/2$ nuclei we have included the effects of two-photon interactions in the framework of quantum electrodynamics of spin particles $3/2$. Corrections to the structure of the nucleus, which are determined by two-photon exchange amplitudes, as follows from the results of the Tables II-IV, play a very important role in achieving high accuracy of calculation. They are defined in our approach by the electromagnetic form factors of the nuclei, which in this case must be taken from experimental data. Intensive experimental studies of the scattering of leptons by light nuclei were carried out several dozen years ago. The results obtained then are reflected in [21, 22]. We use these results, although the accuracy of determining all the required form factors is not very high, as would be desirable. For this reason, we use different parameterizations (Gaussian, uniformly charged sphere) for form factors and compared the numerical results for them to understand how they can differ. Complete numerical values for hyperfine splittings of S-levels are presented in the Tables II-IV for the Gaussian parameterization. Numerous corrections for vacuum polarization are taken into account in the traditional way, which is connected with the modification of the photon propagator [29].

We present in Tables II-IV all obtained results for a calculation of corrections in first and second orders of perturbation theory. In the text of our work we give numerous references on that results indicating the lines of Tables II-IV where these corrections are presented. The dependence of basic corrections of order α^5 on the nucleus is shown in Fig. 8. As pointed out above the hyperfine structure of muonic ions of lithium, beryllium and boron was investigated previously in [6]. The authors of [6] gave only estimates of basic contributions in hyperfine structure. In this work we make an attempt to improve their results accounting for different corrections.

The results of calculating various corrections are presented with an accuracy of 0.01 meV. A number of corrections for the polarization of a vacuum have precisely this order. But this does not mean that the accuracy of our calculation is so high. There are already mentioned above corrections to the structure of the nucleus which give the main theoretical uncertainty in the total obtained results. This uncertainty, due to the electromagnetic form factors of the nuclei, can be about 1 percent of the correction to the structure of the nucleus of the order α^5 . Thus, we estimate approximately the errors in the calculation of the HFS spectrum in the form: $\delta E^{hfs}({}^6_3\text{Li}) = \pm 1$ meV, $\delta E^{hfs}({}^7_3\text{Li}) = \pm 4$ meV, $\delta E^{hfs}({}^9_4\text{Be}) = \pm 4.5$ meV, $\delta E^{hfs}({}^{10}_5\text{B}) = \pm 14$ meV, $\delta E^{hfs}({}^{11}_5\text{B}) = \pm 24$ meV. It is appropriate to note here that

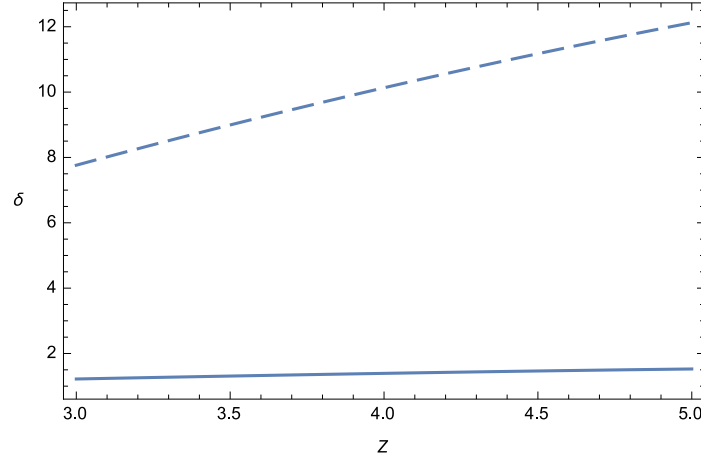


FIG. 8: Relative order contributions δ in percent of vacuum polarization (solid line, order α^5) and nuclear structure (dashed line, order α^5) to hyperfine structure of muonic ions of lithium, beryllium and boron.

corrections to the structure of the nucleus of order α^5 (the Zemach correction) significantly exceed all other corrections listed in the Tables II-IV (see Fig. 8). We can say that in this respect the hyperfine splitting differs from the Lamb shift ($2P_{1/2} - 2S_{1/2}$) in which the correction of the leading order to the structure of the nucleus and the correction for one-loop vacuum polarization are comparable in magnitude and have different signs. Thus, a precise measurement of the HFS in muonic ions of lithium, beryllium and boron, taking into account the obtained theoretical results, will allow obtaining more accurate values of the Zemach radius for these atoms.

There is another correction for the polarizability of the nucleus, which is not considered in this paper. In the case of muonic deuterium, this correction was calculated in [37, 38]. For tritium and helium-3 nuclei, this type of correction was investigated in [39]. The correction for the polarizability of the nucleus is determined by the interaction of a multinucleon system with an external electromagnetic field, as a result of which the nucleus passes into an excited state. In [40], general expressions were obtained for calculating the various parts of the correction for the nuclear polarizability in the HFS spectrum. Another approach to solving this problem is connected with the use of the dispersion method, in which the correction for the nuclear polarizability is determined by known general formulas and is expressed in terms of the spin-dependent structure functions of the nucleus. If such spin-dependent structure functions of the nuclei were measured exactly experimentally as electromagnetic form factors, then they could be used in calculations. Otherwise, we must consider the motion of the nucleons of the nucleus in the effective potential field and their interaction with an external field. In the case of the Lamb shift, such calculations were performed in [41]. In Refs [37, 39, 40], the correction for the polarizability in the HFS was discussed together with effects on the structure of the nucleus, so that the total correction was represented in the form: $\delta E^{hfs} = \delta E_{Low}^{hfs} + \delta E_{Zemach}^{hfs} + \delta E_{pol}^{hfs}$. In our approach, in which we use the electromagnetic form factors of the nucleus, the correction for the nuclear structure of order α^5 (lines 4-5) corresponds to the sum $\delta E_{Low}^{hfs} + \delta E_{Zemach}^{hfs}$, in calculating which the nucleus is represented as the sum of nucleons. The correction for the polarizability is of order $O(Z\alpha m_1/m_2)$, so its possible numerical value for different nuclei (0.6 meV (6_3Li), 1.8 meV (7_3Li), -1.6 meV (9_4Be), 4.7 meV (${}^{10}_5B$), 7.3 meV (${}^{11}_5B$)) is comparable in magnitude to those

errors that are connected with errors in measuring nuclear form factors. At the same time, it should be noted that the correction for the polarizability for a deuteron substantially exceeds this estimate. Therefore, its exact calculation becomes a very urgent problem. Our work in this direction is in progress.

Acknowledgments

The work is supported by Russian Science Foundation (grant No. RSF 18-12-00128) and Russian Foundation for Basic Research (grant No. 18-32-00023) (F.A.M.).

-
- [1] A. Antognini et al., *Science* **339**, 417 (2013).
 - [2] R. Pohl et al., *Science* **353**, 669 (2016).
 - [3] B. Franke et al., *Eur. Phys. J. D* **71**, 341 (2017).
 - [4] R. Pohl, *JPS Conf. Proc.* **18**, 011021 (2017).
 - [5] A. A. Krutov, A. P. Martynenko, F. A. Martynenko, and O. S. Sukhorukova, *Phys. Rev. A* **94**, 062505 (2016).
 - [6] R. Swainson and G. W. F. Drake, *Phys. Rev. A* **34**, 620 (1986).
 - [7] N. J. Stone, *Atomic Data and Nuclear Data Tables* **90**, 75 (2005).
 - [8] I. Angeli and K. P. Marinova, *Atom. Data Nucl. Data Tabl.* **99**, 69 (2013).
 - [9] P. J. Mohr, D. B. Newell and B. N. Taylor, *Rev. Mod. Phys.* **88**, 035009 (2016).
 - [10] G. Breit, *Phys. Rev.* **35**, 1447 (1930).
 - [11] M. I. Eides, H. Grotch and V. A. Shelyuto, *Phys. Rep.* **342**, 62 (2001); *Theory of Light Hydrogenic Bound States*, Springer Tracts in Modern Physics, V. 222 (Springer, Berlin, Heidelberg, New York, 2007).
 - [12] S. Nozawa and D. B. Leinweber, *Phys. Rev. D* **42**, 3567 (1990).
 - [13] T. M. Aliev, K. Azizi, and M. Savci, *Phys. Lett. B* **681**, 240 (2009)
 - [14] S. Deser, A. Waldron and V. Pascalutsa, *Phys. Rev. D* **62**, 105031 (2000).
 - [15] A. E. Dorokhov, N. I. Kochelev, A. P. Martynenko, F. A. Martynenko, and A. E. Radzhabov, *Eur. Phys. Jour. A* **54**, 131 (2018).
 - [16] R. N. Faustov, A. P. Martynenko, G. A. Martynenko and V. V. Sorokin, *Phys. Lett. B* **733**, 354 (2014).
 - [17] J.A.M. Vermaseren, e-preprint arXiv:math-ph/0010025.
 - [18] A. P. Martynenko, F. A. Martynenko and R. N. Faustov, *J. Exp. Theor. Phys.* **124**, 895 (2017).
 - [19] R. N. Faustov, A. P. Martynenko, G. A. Martynenko and V. V. Sorokin, *Phys. Rev. A* **90**, 012520 (2014).
 - [20] R. N. Faustov, A. P. Martynenko, G. A. Martynenko and V. V. Sorokin, *Phys. Rev. A* **92**, 052512 (2015).
 - [21] H. Uberall, *Electron scattering from complex nuclei*, Academic press, NY, London, 1971.
 - [22] G. H. Fuller, *Jour. Phys. and Chem. Ref. Data* **5**, 835 (1976).
 - [23] A. P. Martynenko, *J. Exp. Theor. Phys.* **106**, 690 (2008).
 - [24] E. Borie and G. A. Rinker, *Rev. Mod. Phys.* **54**, 67 (1982).
 - [25] E. Borie, *Ann. Phys. (NY)* **72**, 052511 (2012)

- [26] K. Pachucki, Phys. Rev. A **54**, 1994 (1996).
- [27] S. G. Karshenboim, V. G. Ivanov, E. Yu. Korzinin, and V. A. Shelyuto, Phys. Rev. A **81**, 060501 (2010).
- [28] E. Yu. Korzinin, V. G. Ivanov and S. G. Karshenboim, Phys. Rev. D **88**, 125019 (2013)
- [29] V. B. Berestetskii, E. M. Lifshits, L. P. Pitaevskii, Quantum Electrodynamics, M., Nauka, 1980.
- [30] G. Källen and A. Sabry, K. Dan. Vidensk. Selsk. Mat.-Fis. Medd. **29**, 17 (1955).
- [31] A. P. Martynenko and R. N. Faustov, J. Exp. Theor. Phys. **98**, 39 (2004).
- [32] H.F. Hamerka, Jour. Chem. Phys. **47**, 2728 (1967).
- [33] R. N. Faustov, A. Karimkhodzhaev, and A. P. Martynenko, Phys. Rev. A **59**, 2498 (1999).
- [34] S. G. Karshenboim, V. A. Shelyuto and M. I. Eides, Jour. Exp. Theor. Phys. **94**, 42 (1988).
- [35] M. I. Eides, H. Grotch and V. A. Shelyuto, Phys. Rev. A **63**, 052509 (2001).
- [36] M. I. Eides and V. A. Shelyuto, Eur. Phys. Jour. C **21**, 489 (2001).
- [37] I. B. Khriplovich and A. I. Milstein, J. Exp. Theor. Phys. **98**, 181 (2004).
- [38] A. I. Milstein, I. B. Khriplovich and S. S. Petrosyan, J. Exp. Theor. Phys. **82**, 616 (1996).
- [39] J. L. Friar, G. L. Payne, Phys. Rev. C **72**, 014002 (2005).
- [40] K. Pachucki, Phys. Rev. A **76**, 022508 (2007).
- [41] C. Ji, S. Bacca, N. Barnea, O. J. Hernandez, N. Nevo-Dinur, J. Phys. G **45**, 093002 (2018).

TABLE II: Hyperfine splittings of S-states in muonic ions $(\mu \text{ }^6_3\text{Li})^{2+}$ and $(\mu \text{ }^7_3\text{Li})^{2+}$.

No.	Contribution to the splitting	$(\mu \text{ }^6_3\text{Li})^{2+}$, meV		$(\mu \text{ }^7_3\text{Li})^{2+}$, meV	
		1S	2S	1S	2S
1	Contribution of order α^4 , the Fermi energy	1416.07	177.01	5026.00	628.25
2	Muon AMM contribution	1.65	0.21	5.87	0.73
3	Relativistic correction of order α^6	1.02	0.18	3.62	0.64
4	Nuclear structure correction of order α^5	G; -109.92 U: -112.02	G: -13.74 U: -14.00	G: -369.25 U: -376.31	G: -46.16 U: -47.04
5	Nuclear structure and recoil	G: -0.20	G: -0.03	G: -30.67	G: -3.83
6	Nuclear structure correction of order α^6 in 1γ interaction	3.35	0.34	10.67	1.08
7	Nuclear structure correction in second order perturbation theory	-2.56	-0.90	-8.19	-2.90
8	Vacuum polarization contribution of order α^5 in first order PT	5.22	0.67	18.54	2.38
9	Vacuum polarization contribution of order α^5 in second order PT	12.05	1.11	42.83	3.94
10	Muon vacuum polarization contribution of order α^6 in first order PT	0.08	0.01	0.29	0.04
11	Muon vacuum polarization contribution of order α^6 in second order PT	0.09	0.01	0.31	0.04
12	Vacuum polarization contribution of order α^6 in first order PT	0.07	0.01	0.24	0.03
13	Vacuum polarization contribution of order α^6 in second order PT	0.14	0.02	0.53	0.05
14	Nuclear structure and vacuum polarization correction of order α^6	-1.62	-0.20	-5.85	-0.73
15	Nuclear structure and muon vacuum polarization correction of order α^6	-0.14	-0.02	-0.51	-0.06
16	Hadron vacuum polarization contribution of order α^6	0.06	0.01	0.21	0.03
17	Radiative nuclear finite size correction of order α^6	-0.34	-0.04	-1.24	-0.15
	Summary contribution	1325.02	164.65	4693.40	583.38

TABLE III: Hyperfine splittings of S-states in muonic ion $(\mu \text{ }^9_4\text{Be})^{3+}$.

No.	Contribution to the splitting	$(\mu \text{ }^9_4\text{Be})^{3+}$, meV	
		1S	2S
1	Contribution of order α^4 , the Fermi energy	-4353.49	-544.19
2	Muon AMM contribution	-5.08	-0.64
3	Relativistic correction of order α^6	-5.57	-0.99
4	Nuclear structure correction of order α^5	G: 441.09 U: 449.54	G: 55.14 U: 56.19
5	Nuclear structure and recoil	G: -97.71	G: -12.21
6	Nuclear structure correction of order α^6 in 1γ interaction	-17.57	-1.78
7	Nuclear structure correction in second order perturbation theory	12.64	4.36
8	Vacuum polarization contribution of order α^5 in first order PT	-17.97	-2.30
9	Vacuum polarization contribution of order α^5 in second order PT	-42.62	-3.92
10	Muon vacuum polarization contribution of order α^6 in first order PT	-0.34	-0.04
11	Muon vacuum polarization contribution of order α^6 in srcond order PT	-0.36	-0.05
12	Vacuum polarization contribution of order α^6 in first order PT	-0.24	-0.03
13	Vacuum polarization contribution of order α^6 in second order PT	-0.54	-0.05
14	Nuclear structure and vacuum polarization correction of order α^6	5.31	0.66
15	Nuclear structure and muon vacuum polarization correction of order α^6	0.55	0.07
16	Hadron vacuum polarization contribution of order α^6	-0.25	-0.03
17	Radiative nuclear finite size correction of order α^6	1.44	0.18
	Summary contribution	-4080.71	-505.82

TABLE IV: Hyperfine splittings of S-states in muonic ions $(\mu \text{ } ^{10}_5B)^{4+}$ and $(\mu \text{ } ^{11}_5B)^{4+}$.

No.	Contribution to the splitting	$(\mu \text{ } ^{10}_5B)^{4+}$, meV		$(\mu \text{ } ^{11}_5B)^{4+}$, meV	
		1S	2S	1S	2S
1	Contribution of order α^4 , the Fermi energy	11420.56	1427.57	19548.21	2443.53
2	Muon AMM contribution	13.33	1.67	22.82	2.85
3	Relativistic correction of order α^6	22.83	4.04	39.08	6.92
4	Nuclear structure correction of order α^5	G; -1395.72 U: -1422.43	G: -174.46 U: -177.80	G: -2370.05 U: -2415.42	G: -296.26 U: -301.93
5	Nuclear structure and recoil	—	—	G: 36.68	G: 4.59
6	Nuclear structure correction of order α^6 in 1γ interaction	67.06	6.81	112.97	11.47
7	Nuclear structure correction in second order perturbation theory	-46.40	-15.69	-78.15	-26.45
8	Vacuum polarization contribution of order α^5 in first order PT	50.99	6.51	87.31	11.14
9	Vacuum polarization contribution of order α^5 in second order PT	123.21	11.38	210.99	19.49
10	Muon vacuum polarization contribution of order α^6 in first order PT	1.10	0.14	1.89	0.24
11	Muon vacuum polarization contribution of order α^6 in second order PT	1.21	0.15	2.07	0.26
12	Vacuum polarization contribution of order α^6 in first order PT	0.71	0.09	1.21	0.15
13	Vacuum polarization contribution of order α^6 in second order PT	1.63	0.15	2.79	0.27
14	Nuclear structure and vacuum polarization correction of order α^6	-20.80	-2.60	-35.06	-4.38
15	Nuclear structure and muon vacuum polarization correction of order α^6	-1.90	-0.24	-3.26	-0.41
16	Hadron vacuum polarization contribution of order α^6	0.81	0.10	1.38	0.17
17	Radiative nuclear finite size correction of order α^6	-4.76	-0.59	-8.18	-1.02
	Summary contribution	10233.86	1265.03	17572.70	2172.56