

# Delocalisation of Majorana quasiparticles in plaquette–nanowire hybrid system

Aksel Kobińska,<sup>1,\*</sup> Tadeusz Domański,<sup>1,†</sup> and Andrzej Ptok<sup>2,‡</sup>

<sup>1</sup>*Institute of Physics, M. Curie-Skłodowska University,  
pl. M. Skłodowskiej-Curie 1, PL-20031 Lublin, Poland*

<sup>2</sup>*Institute of Nuclear Physics, Polish Academy of Sciences,  
ul. E. Radzikowskiego 152, PL-31342 Kraków, Poland*

(Dated: December 13, 2021)

Interplay between superconductivity, spin-orbit coupling and magnetic field can lead to realisation of the topologically non-trivial states which in finite one dimensional nanowires are manifested by emergence of a pair of zero-energy Majorana bound states. On the other hand, in two dimensional systems the chiral edge states can appear. We investigate novel properties of the bound states in a system of *mixed dimensionality*, composed of one-dimensional nanowire connected with two-dimensional plaquette. This setup could be patterned epitaxially, e.g. using heterostructure analogous to what has been reported recently by F. Nichele *et al.*, *Phys. Rev. Lett.* **119**, 136803 (2017). We study this system, assuming either its part or the entire structure to be in topologically non-trivial superconducting state. Our results predict delocalisation of the Majorana modes, upon leaking from the nanowire to the nanocluster with some tendency towards its corners.

## I. INTRODUCTION

Recent nanotechnological progress allows for fabrication of artificial nanostructures [1], where unique quantum phenomena and new states of matter [2] could be observed. Prominent examples are the Majorana bound states (MBS) of quasi-one-dimensional structures, e.g. semiconducting–superconducting hybrid nanowire [3–10] or nanochains of magnetic atoms deposited on superconducting surface [11–16]. Such MBS are characterized by particle–antiparticle indistinguishability and their non-Abelian statistics [17] makes them promising for realisation of the topological quantum computing [18, 19].

Proximity-induced superconductivity combined with the magnetic field and the spin-orbit coupling (SOC) drives the system from its topologically trivial to non-trivial superconducting phase [20]. Such transition occurs at critical magnetic field  $h_c$ , dependent on the SOC strength and dimensionality of the system [21–23]. Spectroscopically it is manifested by a coalescence of one pair of the Andreev (finite-energy) bound states into the Majorana (zero-energy) quasiparticles [24, 25].

Emergence of the degenerate Majorana modes from the Andreev bound states has been also reported in hybrid structures, comprising the quantum dots side-attached to the topological superconducting nanowires [7]. Initial theoretical prediction of such MBS *leakage* on the quantum dot region [26] has been investigated by various groups [27–35]. In these hybrid structures the wavefunction of Majorana quasiparticle is spread onto a region of the normal quantum dot–superconducting nanowire interface [20, 24, 35–38], diluting the spatial distribution of its spectral weight. This issue has been a subject of intensive experimental and theoretical studies [39].

In one-dimensional structures the Majorana quasiparticles localise at the sample boundaries [40] or near internal defects [32, 41, 42]. Contrary to that, for quasi two-dimensional systems there have been predicted chiral edge modes [43–46] enabling the Majoranas to be delocalised, both in the real and momentum spaces [32]. Evidence for such dispersive Majorana modes have been recently provided by STM measurements for magnetic islands deposited on superconducting substrates [47–50]. Another route to achieve the topological superconductivity and MBS in two-dimensional systems relies on the phase biased planar Josephson junctions, which confine the narrow strip of electron gas subject to the Rashba interaction and magnetic field [51, 52].

In general, realisation of the MBS might not be restricted solely to systems with simple geometries [53–55] therefore we propose the setup of *mixed dimensionality*, comprising one-dimensional nanowire coupled to two-dimensional plaquette (Fig. 1). This situation resembles the recently investigated nanostructures, where quasi-one-dimensional wires are attached to larger struc-

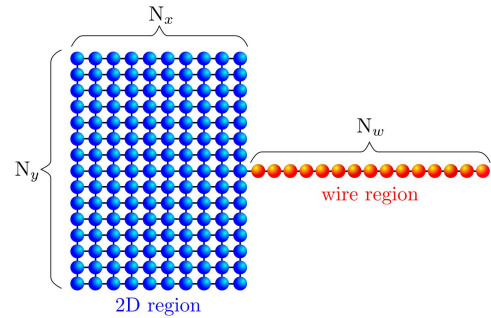


FIG. 1. Scheme of the hybrid structure, where a semiconducting Rashba nanowire (comprising  $N_w$  sites) is connected to 2D cluster (whose dimensions are  $N_x \times N_y$ ). This system is deposited on a surface of the superconducting substrate.

\* e-mail: akob@kft.umcs.lublin.pl

† e-mail: dومان@kft.umcs.lublin.pl

‡ e-mail: aptok@mmj.pl

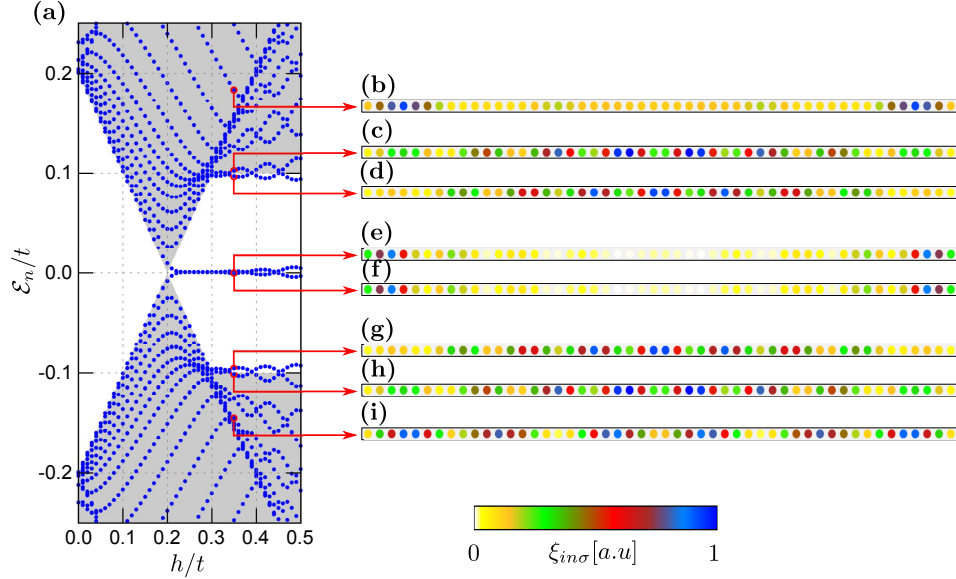


FIG. 2. Low energy spectrum of the 1D nanowire (a) and the spatially resolved probabilities  $\xi_{in} = \sum_{\sigma} \xi_{in\sigma}$  for the quasiparticle energies  $\mathcal{E}_n$  indicated by the red arrows (b)-(i). Results are obtained for  $N_x = N_y = 0$ ,  $N_w = 50$  and  $\mu_w = -2.0t$ .

tures [8]. We study here subgap spectrum of this system, focusing on spatial profiles of the Majorana modes leaking from the nanowire into the adjoined plaquette. We explore the quasiparticle spectra of this setup for representative values of the chemical potentials of both constituents (tunable by electrostatic potentials), which control topological nature of their superconducting phase. Our study gives an insight into non-local character of the Majorana quasiparticles.

The paper is organised as follows. In Sec. II we introduce the microscopic model and present computational details. In Sec. III, we describe the numerical results obtained for each constituent and for the entire hybrid structure. Beyond the scope of numerical calculations, we also described the proposal for experimental verification of our theoretical predictions (Sec. IV). Finally, we summarise the results in Sec. V.

## II. MODEL AND METHOD

The nanostructure shown in Fig. 1 can be modelled by the real space Hamiltonian  $\mathcal{H} = \mathcal{H}_{kin} + \mathcal{H}_{sc} + \mathcal{H}_{soc}$ . The first term describes the kinetic energy:

$$\mathcal{H}_{kin} = \sum_{ij\sigma} \{ -t\delta_{\langle i,j \rangle} - (\mu_i + \sigma h) \delta_{ij} \} c_{i\sigma}^{\dagger} c_{j\sigma}, \quad (1)$$

where  $t$  denotes the hopping integral between nearest-neighbour sites and  $c_{i\sigma}^{\dagger}$  ( $c_{i\sigma}$ ) describes creation (annihilation) of electron on  $i$ -th site with spin  $\sigma$ . In general, the chemical potential  $\mu_i$  can be tuned *in-situ* by some external gate voltage. For simplicity, however, we assume it to be constant over the entire 2D plaquette ( $\forall_{i \in 2D} \mu_i = \mu_{2d}$ ) and in the 1D nanowire ( $\forall_{i \in w} \mu_i = \mu_w$ ). We assume the

magnetic field  $h$  to be parallel along the wire and neglect any orbital effects [56]. The second term

$$\mathcal{H}_{sc} = \sum_i \Delta (c_{i\downarrow} c_{i\uparrow} + c_{i\uparrow}^{\dagger} c_{i\downarrow}^{\dagger}), \quad (2)$$

accounts for the proximity induced on-site pairing, where  $\Delta$  is the uniform energy gap in the system. The spin-orbit coupling (SOC) is given by [57–60]

$$\mathcal{H}_{soc} = \lambda \sum_{i\sigma\sigma'} (i c_{i\sigma}^{\dagger} \sigma_x^{\sigma\sigma'} c_{i+\hat{y},\sigma'} - i c_{i\sigma}^{\dagger} \sigma_y^{\sigma\sigma'} c_{i+\hat{x},\sigma'} + \text{H.c.}), \quad (3)$$

where  $\sigma_i$  are the Pauli matrices and  $\lambda$  stands for the Rashba potential. Since the nanowire is oriented along  $\hat{x}$  axis, only the second part of SOC term survives.

Hamiltonian  $\mathcal{H}$  of the hybrid structure can be diagonalised by the Bogoliubov–Valatin transformation [61]

$$c_{i\sigma} = \sum_n (u_{in\sigma} \gamma_n - \sigma v_{in\sigma}^* \gamma_n^{\dagger}), \quad (4)$$

where  $\gamma_n, \gamma_n^{\dagger}$  are the new *quasi*-particle fermionic operators and  $u_{in\sigma}, v_{in\sigma}$  are the corresponding eigenvectors. From this transformation (4) we get the Bogoliubov–de Gennes (BdG) equations

$$\mathcal{E}_n \begin{pmatrix} u_{in\uparrow} \\ v_{in\downarrow} \\ u_{in\downarrow} \\ v_{in\uparrow} \end{pmatrix} = \sum_j \begin{pmatrix} H_{ij\uparrow} & D_{ij} & S_{ij}^{\uparrow\downarrow} & 0 \\ D_{ij}^* & -H_{ij\downarrow}^* & 0 & S_{ij}^{\downarrow\uparrow} \\ S_{ij}^{\downarrow\uparrow} & 0 & H_{ij\downarrow} & D_{ij} \\ 0 & S_{ij}^{\uparrow\downarrow} & D_{ij}^* & -H_{ij\uparrow}^* \end{pmatrix} \begin{pmatrix} u_{jn\uparrow} \\ v_{jn\downarrow} \\ u_{jn\downarrow} \\ v_{jn\uparrow} \end{pmatrix}, \quad (5)$$



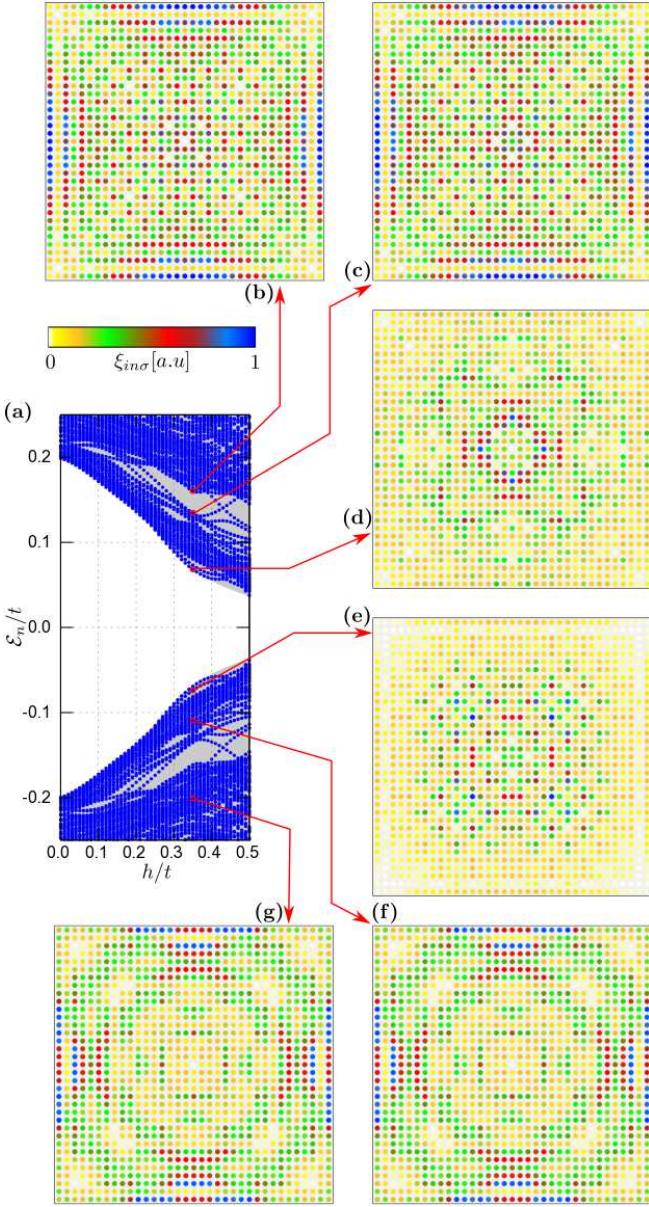


FIG. 3. Low energy spectrum of the 2D plaquette obtained in topologically trivial state for  $\forall_i \mu_i = -2.0t$  (a). Panels (b)-(g) display spatial profiles of the quasiparticle for several eigenvalues  $\mathcal{E}_n$ . Results are obtained for  $h/t = 0.35$ , assuming  $N_x = N_y = 35$  and  $N_w = 0$ .

where  $H_{ij\sigma} = -t\delta_{\langle i,j \rangle} - (\mu_i + \sigma h)\delta_{ij}$  is the single-particle term,  $D_{ij} = \Delta\delta_{ij}$  refers to the superconducting gap, and  $S_{ij}^{\sigma\sigma'} = -i\lambda(\sigma_y)_{\sigma\sigma'}\delta_{\langle i,j \rangle}$  is the SOC term (which mixes particles with different spins), where  $S_{ij}^{\uparrow\uparrow} = (S_{ji}^{\downarrow\downarrow})^*$  and  $S_{ji}^{\uparrow\uparrow} = S_{ij}^{\downarrow\downarrow} = 0$ .

From numerical solution of the BdG equations (6) we determine the Green's function  $\langle\langle c_{i\sigma} | c_{i\sigma}^\dagger \rangle\rangle$  and compute the local density of states (LDOS) defined as  $\rho_{i,\sigma}(\omega) =$

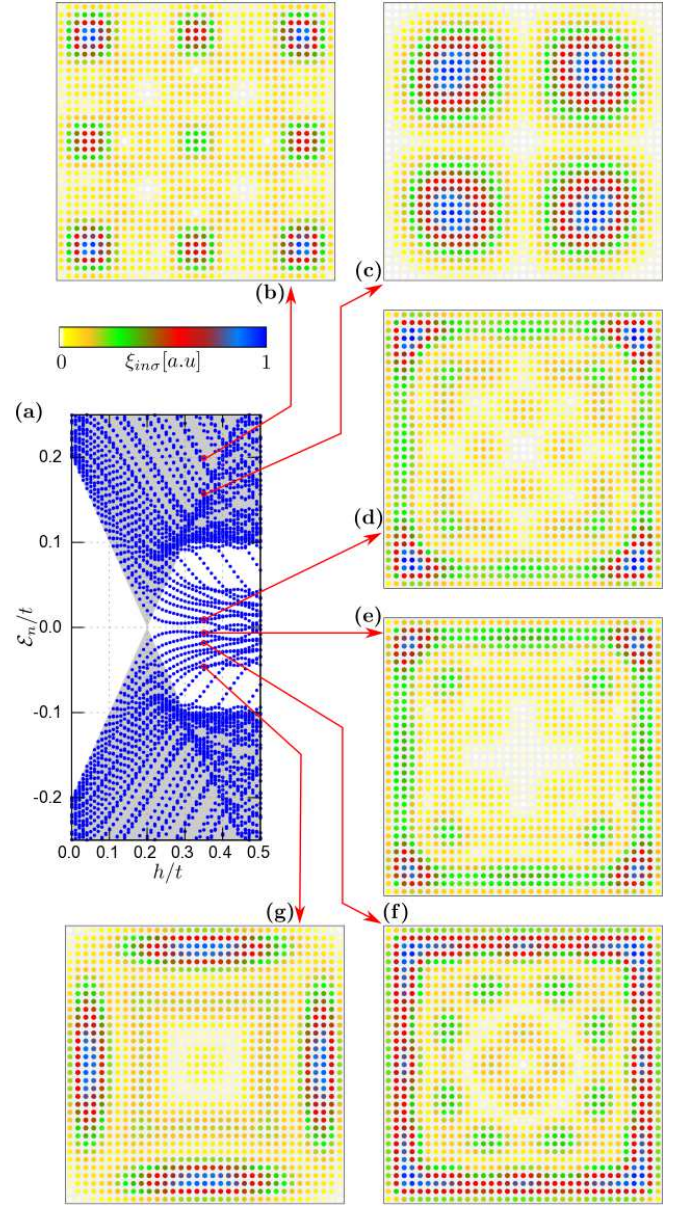


FIG. 4. Low energy spectrum of the 2D plaquette obtained in topologically non-trivial state for  $\forall_i \mu_i = -4.0t$  (a). All other model parameters are the same as in Fig. 3.

$-\frac{1}{\pi}\text{Im}\langle\langle c_{i\sigma} | c_{i\sigma}^\dagger \rangle\rangle$ . In the present case we have

$$\rho_{i,\sigma}(\omega) = \sum_n \xi_{i\sigma} [\delta(\omega - \mathcal{E}_n) + \delta(\omega + \mathcal{E}_n)], \quad (6)$$

where the spectral weights

$$\xi_{i\sigma} = |u_{i\sigma}|^2 \theta(-\mathcal{E}_n) + |v_{i\sigma}|^2 \theta(\mathcal{E}_n) \quad (7)$$

refer to probability of the  $n$ -th quasiparticle energy and spin  $\sigma$  to exist at  $i$ -th site of the system [62].

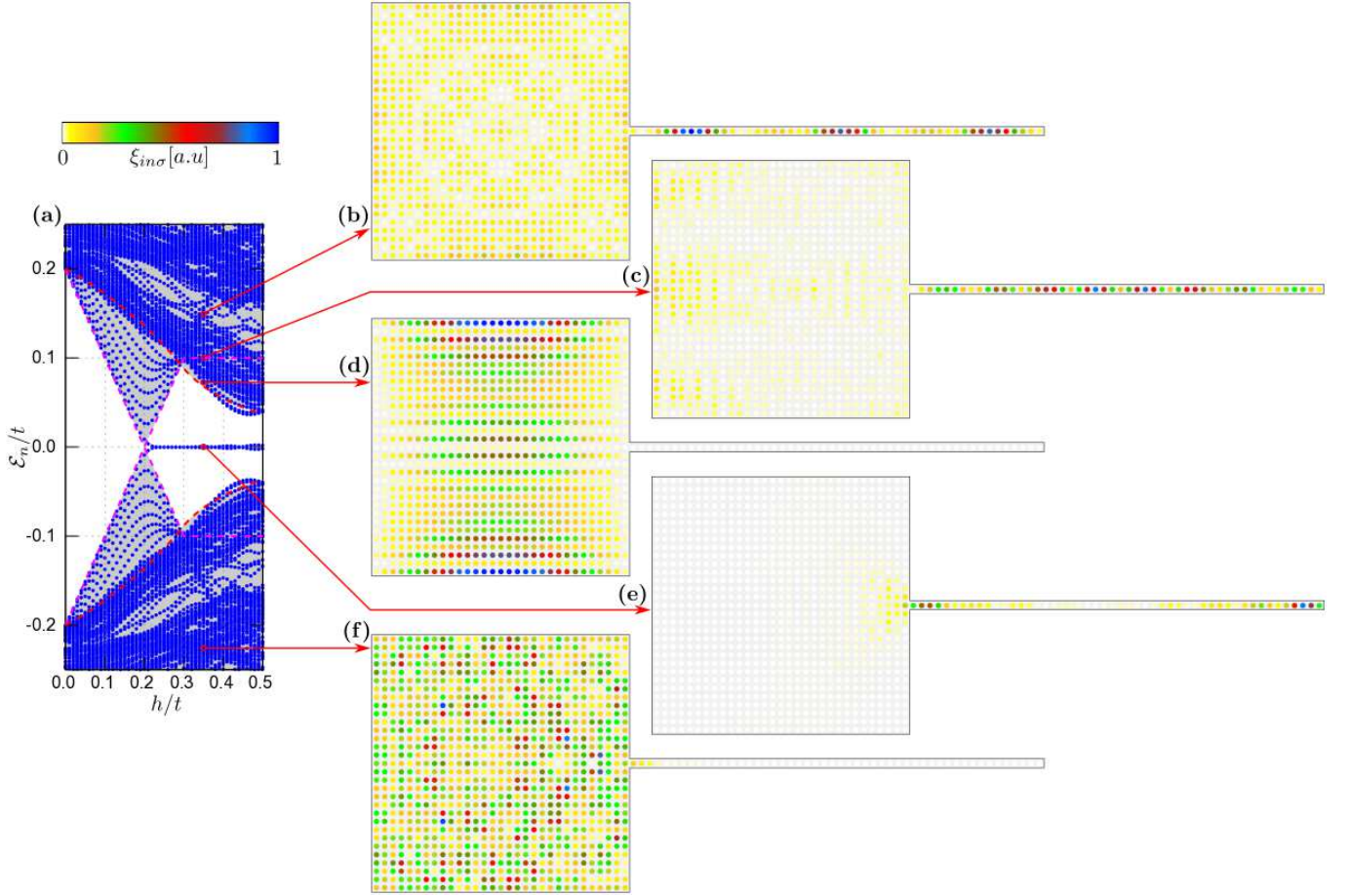


FIG. 5. Spectrum of the plaquette–nanowire hybrid system obtained for  $N_x = N_y = 31$  and  $N_w = 50$ ,  $h = 0.35t$ , assuming  $\mu_{2D} = \mu_w = -2.0t$ . In this case, only the nanowire is in the non-trivial topological superconducting phase.

### III. NUMERICAL RESULTS

In what follows we study the hybrid consisting of  $N = N_x \times N_y + N_w$  sites, comprising  $N_x \times N_y$  sites of the 2D-plaquette and  $N_w$  sites in of 1D-nanowire. For numerical computations we choose  $\Delta/t = 0.2$  and  $\lambda/t = 0.15$ . In presence of the spin-orbit coupling and the Zeeman effect the on-site electron pairing evolves into the inter-site ( $p$ -wave) superconducting phase [23, 63–65]. Its topological form occurs above the critical magnetic field  $h_c = \sqrt{\Delta^2 + (-W \pm \mu)^2}$  [21–23], where  $W$  is half of the bandwidth (equal to  $2t$  and  $4t$  for 1D and 2D system, respectively). Upon increasing the magnetic field  $h$ , the superconducting gap closes at  $h_c$  and reopens when entering the topological region. Our calculations are done for the finite-size system, therefore the quasiparticle spectra are discretised. As a useful guide-to-eye, in panels (a) of Figs 2–6 we have marked the continuous spectrum of the bulk system by grey colour.

#### A. Separate components of the system

Here, we briefly describe the quasiparticles for each component of the hybrid structure separately. Let us start with the 1D chain. For  $\forall_i \mu_w = -2.0t$  and assuming the magnetic field  $h = 0.35t$  the nanowire would be in its non-trivial topological state. Figs 2(b)–(i) show the spatial distribution for representative quasiparticle states whose energies are indicted by the arrows. The quasiparticles from outside the topological gap [panels (b)–(d) and (g)–(i)] are spread all over the nanowire, whereas two states residing inside the topological gap [panels (e) and (f) in Fig. 2] are clearly localised near the nanowire ends. Such zero-energy quasiparticles exist only in the topologically region, above the critical magnetic field  $h_c = 0.2t$ , and can be identified as the MBS. Let us notice, that quasiparticles at energies  $\pm \mathcal{E}_n$  have the same spatial patterns [cf. panels (e) and (f), (d) and (g), or (c) and (h)], due to electron–hole symmetry of the BdG equations.

Let’s now focus on properties of the plaquette. Fig. 3 shows the spectrum and displays the profiles of selected quasiparticles obtained for  $\forall_i \mu_i = -2.0t$  when the 2D-region is in a trivial superconducting phase. Under such



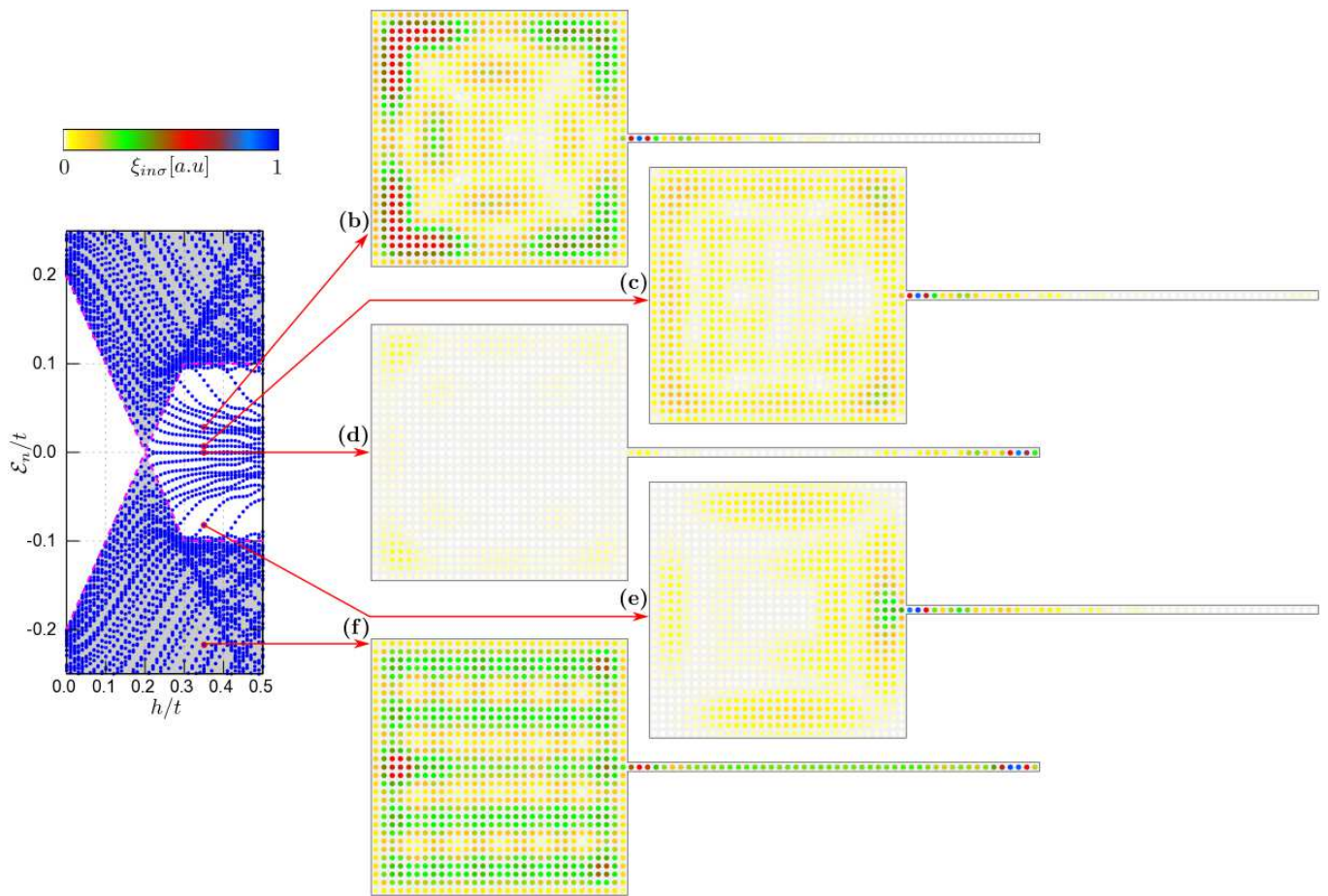


FIG. 6. Spectrum of the plaquette–nanowire hybrid system obtained for  $N_x = N_y = 31$  and  $N_w = 50$ ,  $h = 0.35t$ , assuming  $\mu_{2D} = -4.0t$  and  $\mu_w = -2.0t$ , which guarantee that both constituents are in the non-trivial topological phase.

circumstances, there is no evidence for any in-gap quasiparticles regardless of  $h$ . Fig. 4 presents the results obtained  $\forall_i \mu_i = -4.0t$ , corresponding to the non-trivial superconducting phase. By inspecting the quasiparticles outside the topological gap [panels (b)–(c)] we observe their nearly uniform distribution in the plaquette without clear signatures of any edge phenomena. On the other hand, the quasiparticle states existing inside the topological gap [panels (d)–(g)] reveal a tendency towards their localisation near the sample boundaries [43–46].

Appearance of the MBS in the nanowire can be associated with changes of the topological  $\mathbb{Z}_2$  index [66]. Furthermore, we know that the MBS must always appear in pairs in the nanowires. Contrary to this, in the 2D-plaquette we observe plenty of in-gap states whose energies differ from zero. Strictly speaking, we do not observe the completely localised Majorana states in such 2D systems. This situation changes qualitatively, however, in the plaquette–nanowire hybrid system.

## B. Plaquette-nanowire hybrid

Let us first consider the case, when only part of our hybrid setup is in the topologically non-trivial superconducting phase. This can be realised e.g. for the chemical potential  $\mu_{2D} = \mu_w = -2t$  (Fig. 5). For the chosen model parameters, the critical magnetic field of the nanowire is  $h_c = 0.2t$ . In this case the quasiparticle spectrum shows a collection of levels, originating from the 1D and 2D regions [cf. with Fig. 2 and 4]. By increasing the magnetic field the original gap closes at  $h = h_c$  and at stronger magnetic fields only the nanowire part is in the non-trivial topological phase. In consequence, we observe emergence of just one pair of the nearly-zero-energy bound states originating from the 1D part of our setup [Fig. 5(e)]. One of these quasiparticles is localised at interface with the nanowire region and partly leaks into the 2D plaquette. Other (finite-energy) quasiparticles are distributed either over the plaquette [Fig. 5(d)] or over both regions of the setup [Fig. 5(b) and (c)].

We now describe the results for the system, in which both 1D and 2D regions are in non-trivial topological phase. This situation can be achieved by fine-tuning

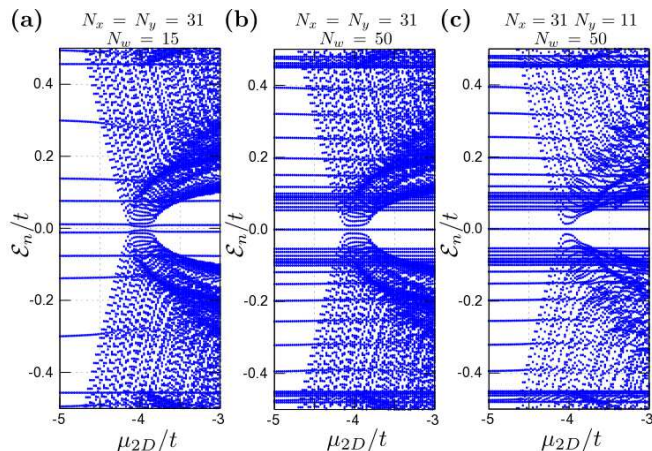


FIG. 7. Spectrum of the plaquette-nanowire hybrid as a function of  $\mu_{2D}$  for various sizes of 1D and 2D components (as indicated) obtained for  $h/t = 0.25$  and  $\mu_w/t = -2$ .

the site-dependent chemical potentials. For instance  $\mu_w = -2t$  and  $\mu_{2D} = -4t$  yield a transition to topological phase of the entire system at  $h_c = 0.2t$ . Numerical results for this case are shown in Fig. 6. By inspecting the lowest in-gap states for  $h > h_c$  we observe their localisation near the boundaries of the system, i.e. at a free-standing end of the nanowire (right-hand side of the system) and in corners of the plaquette. On the other hand, the states from the electron-band regions are nearly uniformly spread over the whole structure [Fig. 6(f)].

It is worth noting that both parts of the system have comparable topological gap. Due to existence of the common topological non-trivial state, all the in-gap states tend to be localised at the sample edges. The quasiparticle state appearing at zero energy is predominantly localised in the right hand end of the wire [Fig. 6(d)], whereas its co-partner (initially localised at the left side of nanowire) partly *leaks* onto the adjoined 2D-region and appears predominantly in the corners of the plaquette. Contrary to the previous case [displayed in Fig. 5(e)] the MBS are strongly delocalised and redistributed. The other finite-energy states appear either near the wire-plaquette boundary [see Fig. 6(c) and (e)] or at the edges of the plaquette.

*Role of finite size effects.* – Here, we address influence of the finite-size of our hybrid structure. In Fig. 7 we show the eigenvalues for three different sizes of the system as a function of the chemical potential  $\mu_{2D}$ . Let us remark, that plaquette is in the non-trivial topological phase for  $\mu_{2D}/t \sim -4.0$ . Emergence of the in-gap states is well visible in all cases as can be seen by the horizontal zero-energy lines that correspond to the quasiparticles originating from the nanowire (for which we have fixed the chemical at  $\mu_w/t = -2$ ). If a nanowire is very short, the MBS overlap with each other, forming the bonding and anti-bonding states [Fig. 7(a)]. Consequence of such overlapping wavefunctions have been studied by a num-

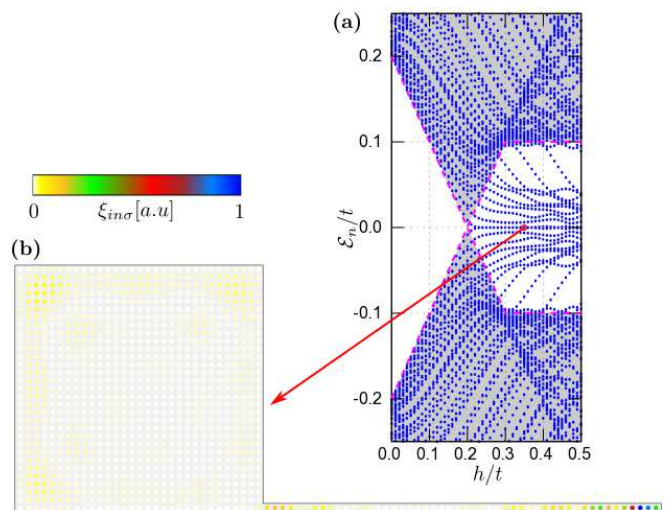


FIG. 8. Spectrum of the plaquette-nanowire hybrid obtained for  $N_x = N_y = 31$ ,  $N_w = 50$ , in the case when the nanowire is connected to the corner of the 2D-region.

ber of authors [67–69]. In some analogy to this behaviour, also variation of the plaquette size  $N_x \times N_y$  can lead to rearrangement of the quasiparticle states, depending on  $\mu_{2D}$ . In particular, it may reduce a number of the in-gap states which appear nearby the sample edges.

*Nanowire coupled to plaquette's corner* – We have checked numerically, that spatial patterns of the MBS leaking from 1D to 2D parts do not much depend on a particular location of the contact point between these constituents. In Fig. 8 we illustrate this effect, considering the hybrid structure where the nanowire is attached to a corner of the plaquette. In this situation the delocalised MBS accumulates near three other corners of the plaquette, yet some of its remnants are still observable at the interface with nanowire. Irrespectively of the particular contact point the MBS is again strongly delocalised [cf. Fig. 6(d)].

#### IV. PROPOSAL FOR EMPIRICAL DETECTION

Quasiparticles of the topologically non-trivial superconducting state appearing at zero energy at boundaries of one and two-dimensional parts in our hybrid structure could be experimentally probed by the scanning tunnelling microscopy (STM). Its low-energy and spin-polarised version, relying on the *selective equal-spin Andreev reflection* (SESAR), has been proposed [70] as a unique tool for probing the Majorana quasiparticles manifested by the zero-bias tunnelling conductance. This kind of STM measurements, using ferromagnetic tip, have been already done by A. Yazdani and coworkers [71] revealing magnetic polarisation of the Majorana modes localised near the ends of Fe atoms nanochain deposited on superconducting Pb.

Let us briefly explain how such SESAR spectroscopy

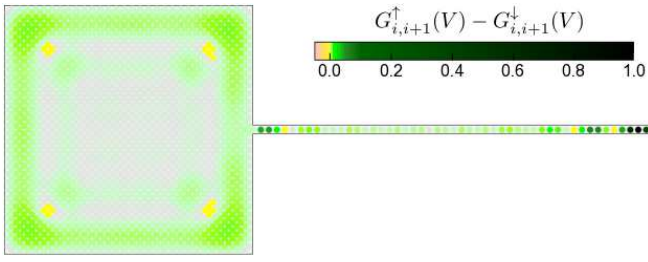


FIG. 9. Difference of the zero-bias tunnelling conductance between  $\uparrow$  and  $\downarrow$  charge carriers obtained in units of  $2e^2/h$ , assuming both parts of our hybrid system to be in topologically non-trivial superconducting phase.

could probe the spatial distribution of the localised and delocalised Majorana quasiparticles in our hybrid structure. By applying the voltage  $V$  between the conducting STM tip and the superconducting nanowire-plaquette system there would be induced the charge transport of a given spin  $\sigma$  carriers. On microscopic level, electrons arriving from the STM tip would be converted into the inter-site pairs, reflecting holes of the same spin polarisation back to the tip. The resulting current can be expressed by the Landauer–Büttiker formula [72]:

$$I_{i,i+1}^{\sigma}(V) = \frac{e}{h} \int T_{i,i+1}^{\sigma}(\omega) [f(\omega - eV) - f(\omega + eV)] d\omega, \quad (8)$$

where the transmittance for a given pair of the neighbouring sites is  $T_{i,i+1}^{\sigma}(\omega) = |\Gamma_N^{\sigma}|^2 \left| \langle \hat{d}_{i\sigma}; \hat{d}_{i+1\sigma} \rangle \right|^2$  with  $\Gamma_N^{\sigma}$  denoting the spin-dependent hybridisation between the STM tip and individual sites of our hybrid structure. We assume it to be uniform, which should be reasonable assumption as long as distance between the STM tip and the probed system was kept constant.

At low temperatures the conductance simplifies to

$$G_{i,i+1}^{\sigma}(V) \equiv \frac{d}{dV} I_{i,i+1}^{\sigma}(V) \simeq \frac{2e^2}{h} T_{i,i+1}^{\sigma}(\omega = eV). \quad (9)$$

Fig. 9 shows a difference of the spin polarised conductance  $G_{i,i+1}^{\uparrow}(V) - G_{i,i+1}^{\downarrow}(V)$  obtained at zero bias  $V = 0$ . Each point corresponds to the central place between the neighbouring sites  $i$  and  $i + 1$  of the entire hybrid structure. We clearly see that this polarised zero-bias conductance is strongly enhanced near the localised Majorana mode at the end of nanowire and can also detect its delocalised partner, whose spectral weight is smeared along the boundaries of 2D-plaquette. Additionally, it should be noted that the magnitude of spin polarised conductance is locally 100 times lower in plaquette than in nanowire.

Other method for probing the delocalised mode could be based on measurements of the edge currents [73–75], however we can hardly judge its practical feasibility. Such local supercurrents between the topologically trivial and non-trivial parts of the proximitized systems have

been also addressed in Ref. [76] and several important aspects concerning the topological superconductivity of 2D systems have been discussed in Refs [77, 78].

## V. SUMMARY

We have investigated quasiparticle spectra of the hybrid system, comprising the 1D-nanowire attached to the 2D-plaquette both proximitized to the s-wave superconductor. Depending on the electron energies in these constituents (which should be tunable by external gate potentials), the spin-orbit interactions along with the magnetic field could induce the topologically non-trivial superconducting phase, either (i) only in the nanowire or (ii) in the entire setup. Selfconsistent numerical determination of the quasiparticle spectra has revealed, that under such circumstances the zero-energy Majorana quasiparticles would be (i) localised near the ends of 1D-nanowire, or (ii) one of them would leak into the plaquette region. For the latter case we have inspected the spatial profile of the delocalised Majorana mode and found its signatures distributed along boundaries of the 2D-plaquette, with some preference towards its corners. We have shown that, spatial profiles of both the localised and delocalised Majorana quasiparticles could be probed by the polarised scanning tunnelling measurements, where such quasiparticles would be detectable via the Andreev scattering mechanism.

Here proposed hybrid structure (and similar ones) could open new perspectives for studying the topological superconducting phase in complex geometries of mixed dimensionality and might shed an insight into itinerancy of the emerging Majorana modes [46, 79]. Furthermore, such delocalisation of the Majorana modes could be practically used for realisation of their braiding by attaching a few nanowires to the plaquette region.

After the initial version of this manuscript has been submitted for refereeing, we became aware of recent experimental evidence for the delocalised Majorana modes in Fe islands deposited on Re superconducting substrate [49]. We have also learnt about the first experimental realisation of the mixed (localised and delocalised) Majorana modes using Co-Si magnetic clusters on surface of the inhomogeneous Pb superconductor [47, 50]. Recently, D.K. Morr with coworkers [55] have independently proposed very similar concept, emphasising that magnetic nanowires attached to magnetic island could be useful for manipulating the Majorana modes and could allow detection of the topological invariants for 2D-region.

## ACKNOWLEDGMENTS

We thank N. Sedlmayr for useful remarks. A.P. is grateful to Laboratoire de Physique des Solides (CNRS, Université Paris-Sud) for hospitality during a part of the work on this project. This projects is supported by the



- 
- [1] A. Santos, M. J. Deen, and L. F. Marsal, “Low-cost fabrication technologies for nanostructures: state-of-the-art and potential,” *Nanotechnology* **26**, 042001 (2015).
- [2] A. Soumyanarayanan, N. Reyren, A. Fert, and Ch. Panagopoulos, “Emergent phenomena induced by spin-orbit coupling at surfaces and interfaces,” *Nature* **539**, 509 (2016).
- [3] M. T. Deng, C. L. Yu, G. Y. Huang, M. Larsson, P. Caroff, and H.Q. Xu, “Anomalous zero-bias conductance peak in a Nb–InSb nanowire–Nb hybrid device,” *Nano Lett.* **12**, 6414 (2012).
- [4] V. Mourik, K. Zuo, S. M. Frolov, S. R. Plissard, E. P. A. M. Bakkers, and L. P. Kouwenhoven, “Signatures of Majorana fermions in hybrid superconductor-semiconductor nanowire devices,” *Science* **336**, 1003 (2012).
- [5] A. Das, Y. Ronen, Y. Most, Y. Oreg, M. Heiblum, and H. Shtrikman, “Zero-bias peaks and splitting in an Al–InAs nanowire topological superconductor as a signature of Majorana fermions,” *Nat. Phys.* **8**, 887 (2012).
- [6] A. D. K. Finck, D. J. Van Harlingen, P. K. Mohseni, K. Jung, and X. Li, “Anomalous modulation of a zero-bias peak in a hybrid nanowire-superconductor device,” *Phys. Rev. Lett.* **110**, 126406 (2013).
- [7] M. T. Deng, S. Vaitiekenas, E. B. Hansen, J. Danon, M. Leijnse, K. Flensberg, J. Nygård, P. Krogstrup, and C. M. Marcus, “Majorana bound state in a coupled quantum-dot hybrid-nanowire system,” *Science* **354**, 1557 (2016).
- [8] F. Nichele, A. C. C. Drachmann, A. M. Whiticar, E. C. T. O’Farrell, H. J. Suominen, A. Fornieri, T. Wang, G. C. Gardner, C. Thomas, A. T. Hatke, P. Krogstrup, M. J. Manfra, K. Flensberg, and C. M. Marcus, “Scaling of Majorana zero-bias conductance peaks,” *Phys. Rev. Lett.* **119**, 136803 (2017).
- [9] R. M. Lutchyn, E. P. A. M. Bakkers, L. P. Kouwenhoven, P. Krogstrup, C. M. Marcus, and Y. Oreg, “Majorana zero modes in superconductor-semiconductor heterostructures,” *Nat. Rev. Mater.* **3**, 52 (2018).
- [10] Ö. Gül, H. Zhang, J.D.S. Bommer, M.W.A. de Moor, D. Car, S.R. Plissard, E.P.A.M. Bakkers, A. Geresdi, K. Watanabe, T. Taniguchi, and L.P. Kouwenhoven, “Ballistic Majorana nanowire devices,” *Nat. Nanotechnol.* **13**, 192 (2018).
- [11] S. Nadj-Perge, I. K. Drozdov, J. Li, H. Chen, S. Jeon, J. Seo, A. H. MacDonald, B. A. Bernevig, and A. Yazdani, “Observation of Majorana fermions in ferromagnetic atomic chains on a superconductor,” *Science* **346**, 602 (2014).
- [12] R. Pawlak, M. Kisiel, J. Klinovaja, T. Meier, S. Kawai, T. Glatzel, D. Loss, and E. Meyer, “Probing atomic structure and Majorana wavefunctions in monoatomic Fe chains on superconducting Pb surface,” *Npj Quantum Information* **2**, 16035 (2016).
- [13] B. E. Feldman, M. T. Randeria, J. Li, S. Jeon, Y. Xie, Z. Wang, I. K. Drozdov, B. A. Bernevig, and A. Yazdani, “High-resolution studies of the Majorana atomic chain platform,” *Nat. Phys.* **13**, 286 (2016).
- [14] M. Ruby, B. W. Heinrich, Y. Peng, F. von Oppen, and K. J. Franke, “Exploring a proximity-coupled Co chain on Pb (110) as a possible Majorana platform,” *Nano Lett.* **17**, 4473 (2017).
- [15] S. Jeon, Y. Xie, J. Li, Z. Wang, B. A. Bernevig, and A. Yazdani, “Distinguishing a Majorana zero mode using spin-resolved measurements,” *Science* **358**, 772 (2017).
- [16] H. Kim, A. Palacio-Morales, T. Posske, L. Rózsa, K. Palotás, L. Szunyogh, M. Thorwart, and R. Wiesendanger, “Toward tailoring Majorana bound states in artificially constructed magnetic atom chains on elemental superconductors,” *Sci. Adv.* **4** (2018), 10.1126/sciadv.aar5251.
- [17] Ch. Nayak, S. H. Simon, A. Stern, M. Freedman, and S. Das Sarma, “Non-Abelian anyons and topological quantum computation,” *Rev. Mod. Phys.* **80**, 1083 (2008).
- [18] D. Aasen, M. Hell, R. V. Mishmash, A. Higginbotham, J. Danon, M. Leijnse, T. S. Jespersen, J. A. Folk, Ch. M. Marcus, K. Flensberg, and J. Alicea, “Milestones toward Majorana-based quantum computing,” *Phys. Rev. X* **6**, 031016 (2016).
- [19] T. Karzig, Ch. Knapp, R. M. Lutchyn, P. Bonderson, M. B. Hastings, Ch. Nayak, J. Alicea, K. Flensberg, S. Plugge, Y. Oreg, Ch. M. Marcus, and M. H. Freedman, “Scalable designs for quasiparticle-poisoning-protected topological quantum computation with Majorana zero modes,” *Phys. Rev. B* **95**, 235305 (2017).
- [20] J. Klinovaja and D. Loss, “Composite Majorana fermion wave functions in nanowires,” *Phys. Rev. B* **86**, 085408 (2012).
- [21] M. Sato and S. Fujimoto, “Topological phases of noncentrosymmetric superconductors: Edge states, Majorana fermions, and non-Abelian statistics,” *Phys. Rev. B* **79**, 094504 (2009).
- [22] M. Sato, Y. Takahashi, and S. Fujimoto, “Non-Abelian topological order in *s*-wave superfluids of ultracold fermionic atoms,” *Phys. Rev. Lett.* **103**, 020401 (2009).
- [23] M. Sato, Y. Takahashi, and S. Fujimoto, “Non-Abelian topological orders and Majorana fermions in spin-singlet superconductors,” *Phys. Rev. B* **82**, 134521 (2010).
- [24] D. Chevallier, D. Sticlet, P. Simon, and C. Bena, “Mutation of Andreev into Majorana bound states in long superconductor-normal and superconductor-normal-superconductor junctions,” *Phys. Rev. B* **85**, 235307 (2012).
- [25] D. Chevallier, P. Simon, and C. Bena, “From Andreev bound states to Majorana fermions in topological wires on superconducting substrates: A story of mutation,” *Phys. Rev. B* **88**, 165401 (2013).
- [26] E. Vernek, P. H. Penteado, A. C. Seridonio, and J. C. Egues, “Subtle leakage of a Majorana mode into a quantum dot,” *Phys. Rev. B* **89**, 165314 (2014).
- [27] Ch.-X. Liu, J. D. Sau, T. D. Stanescu, and S. Das Sarma, “Andreev bound states versus Majorana bound states in quantum dot-nanowire-superconductor hybrid struc-



- tures: Trivial versus topological zero-bias conductance peaks,” *Phys. Rev. B* **96**, 075161 (2017).
- [28] S. Hoffman, D. Chevallier, D. Loss, and J. Klinovaja, “Spin-dependent coupling between quantum dots and topological quantum wires,” *Phys. Rev. B* **96**, 045440 (2017).
- [29] A. Ptok, A. Kobińska, and T. Domański, “Controlling the bound states in a quantum-dot hybrid nanowire,” *Phys. Rev. B* **96**, 195430 (2017).
- [30] D. Chevallier, P. Szumniak, S. Hoffman, D. Loss, and J. Klinovaja, “Topological phase detection in Rashba nanowires with a quantum dot,” *Phys. Rev. B* **97**, 045404 (2018).
- [31] J. P. T. Stenger, B. D. Woods, S. M. Frolov, and T. D. Stanescu, “Control and detection of Majorana bound states in quantum dot arrays,” *Phys. Rev. B* **98**, 085407 (2018).
- [32] A. Kobińska and A. Ptok, “Electrostatic formation of the Majorana quasiparticles in the quantum dot-nanoring structure,” (2018), [arXiv:1801.08021](https://arxiv.org/abs/1801.08021).
- [33] Ch. Moore, T. D. Stanescu, and S. Tewari, “Two-terminal charge tunneling: Disentangling Majorana zero modes from partially separated Andreev bound states in semiconductor-superconductor heterostructures,” *Phys. Rev. B* **97**, 165302 (2018).
- [34] G. Górski, J. Baranski, I. Weymann, and T. Domanski, “Interplay between correlations and Majorana mode in proximitized quantum dot,” *Sci. Rep.* **8**, 15717 (2018).
- [35] C. Fleckenstein, F. Domínguez, N. Traverso Ziani, and B. Trauzettel, “Decaying spectral oscillations in a Majorana wire with finite coherence length,” *Phys. Rev. B* **97**, 155425 (2018).
- [36] M. Gibertini, F. Taddei, M. Polini, and R. Fazio, “Local density of states in metal-topological superconductor hybrid systems,” *Phys. Rev. B* **85**, 144525 (2012).
- [37] M. Guigou, N. Sedlmayr, J. M. Aguiar-Hualde, and C. Bena, “Signature of a topological phase transition in long sn junctions in the spin-polarized density of states,” *EPL* **115**, 47005 (2016).
- [38] A. Kobińska and A. Ptok, “Leakage of the Majorana quasiparticles in Rashba nanowire deposited on superconducting-normal substrate,” (2018), [arXiv:1801.03693](https://arxiv.org/abs/1801.03693).
- [39] M.-T. Deng, S. Vaitiekėnas, E. Prada, P. San-Jose, J. Nygård, P. Krogstrup, R. Aguado, and C. M. Marcus, “Nonlocality of majorana modes in hybrid nanowires,” *Phys. Rev. B* **98**, 085125 (2018).
- [40] A. Y. Kitaev, “Unpaired Majorana fermions in quantum wires,” *Phys.-Usp.* **44**, 131 (2001).
- [41] M. M. Maška, A. Gorczyca-Goraj, J. Tworzydło, and T. Domański, “Majorana quasiparticles of an inhomogeneous Rashba chain,” *Phys. Rev. B* **95**, 045429 (2017).
- [42] A. Ptok, A. Cichy, and T. Domaski, “Quantum engineering of Majorana quasiparticles in one-dimensional optical lattices,” *J. Phys.: Condens. Matter* **30**, 355602 (2018).
- [43] J. Röntynen and T. Ojanen, “Topological superconductivity and high Chern numbers in 2D ferromagnetic Shiba lattices,” *Phys. Rev. Lett.* **114**, 236803 (2015).
- [44] K. Björnson, S. S. Pershoguba, A. V. Balatsky, and A. M. Black-Schaffer, “Spin-polarized edge currents and Majorana fermions in one- and two-dimensional topological superconductors,” *Phys. Rev. B* **92**, 214501 (2015).
- [45] J. Li, T. Neupert, Z. Wang, A. H. MacDonald, A. Yazdani, and B. A. Bernevig, “Two-dimensional chiral topological superconductivity in Shiba lattices,” *Nat. Commun.* **7**, 12297 (2016).
- [46] S. Rachel, E. Mascot, S. Cocklin, M. Vojta, and D. K. Morr, “Quantized charge transport in chiral Majorana edge modes,” *Phys. Rev. B* **96**, 205131 (2017).
- [47] G. C. Ménard, S. Guissart, Ch. Brun, R. T. Leriche, M. Trif, F. Debontridder, D. Demaille, D. Roditchev, P. Simon, and T. Cren, “Two-dimensional topological superconductivity in Pb/Co/Si(111),” *Nat. Commun.* **8**, 2040 (2017).
- [48] Q. L. He, L. Pan, A. L. Stern, E. C. Burks, X. Che, G. Yin, J. Wang, B. Lian, Q. Zhou, E. S. Choi, K. Murata, X. Kou, Z. Chen, T. Nie, Q. Shao, Y. Fan, S.-C. Zhang, K. Liu, J. Xia, and K. L. Wang, “Chiral Majorana fermion modes in a quantum anomalous Hall insulator-superconductor structure,” *Science* **357**, 294 (2017).
- [49] A. Palacio-Morales, E. Mascot, S. Cocklin, H. Kim, S. Rachel, D. K. Morr, and R. Wiesendanger, “Atomic-scale interface engineering of Majorana edge modes in a 2D magnet-superconductor hybrid system,” (2018), [arXiv:1809.04503](https://arxiv.org/abs/1809.04503).
- [50] G. Ménard, A. Mesaros, C. Brun, F. Debontridder, D. Roditchev, P. Simon, and T. Cren, “Isolated pairs of Majorana zero modes in a disordered superconducting lead monolayer,” (2018), [arXiv:1810.09541](https://arxiv.org/abs/1810.09541).
- [51] A. Fornier, A. M. Whicar, F. Setiawan, E. Portolés Marín, A. C. C. Drachmann, A. Keselman, S. Gronin, C. Thomas, T. Wang, R. Kallaher, G. C. Gardner, E. Berg, M. J. Manfra, A. Stern, C. M. Marcus, and F. Nichele, “Evidence of topological superconductivity in planar Josephson junctions,” (2018), [arXiv:1809.03037](https://arxiv.org/abs/1809.03037).
- [52] H. Ren, F. Pientka, S. Hart, A. Pierce, M. Kosowsky, L. Lunczer, R. Schlereth, B. Scharf, E. M. Hankiewicz, L. W. Molenkamp, B. I. Halperin, and A. Yacoby, “Topological superconductivity in a phase-controlled Josephson junction,” (2018), [arXiv:1809.03076](https://arxiv.org/abs/1809.03076).
- [53] K. Björnson and A. M. Black-Schaffer, “Majorana fermions at odd junctions in a wire network of ferromagnetic impurities,” *Phys. Rev. B* **94**, 100501 (2016).
- [54] T. D. Stanescu and S. Das Sarma, “Building topological quantum circuits: Majorana nanowire junctions,” *Phys. Rev. B* **97**, 045410 (2018).
- [55] S. Rachel, E. Mascot, S. Cocklin, M. Vojta, and D. K. Morr, “Quantized charge transport in chiral Majorana edge modes,” *Phys. Rev. B* **96**, 205131 (2017).
- [56] B. Kiczek and A. Ptok, “Influence of the orbital effects on the majorana quasi-particles in a nanowire,” *J. Phys.: Condens. Matter* **29**, 495301 (2017).
- [57] Z. Li, L. Covaci, M. Berciu, D. Baillie, and F. Marsiglio, “Impact of spin-orbit coupling on the Holstein polaron,” *Phys. Rev. B* **83**, 195104 (2011).
- [58] Z. Li, L. Covaci, and F. Marsiglio, “Impact of dresselhaus versus Rashba spin-orbit coupling on the Holstein polaron,” *Phys. Rev. B* **85**, 205112 (2012).
- [59] E. D. B. Smith, K. Tanaka, and Y. Nagai, “Manifestation of chirality in the vortex lattice in a two-dimensional topological superconductor,” *Phys. Rev. B* **94**, 064515 (2016).
- [60] S. L. Goertzen, K. Tanaka, and Y. Nagai, “Self-consistent study of Abelian and non-Abelian order in a two-dimensional topological superconductor,” *Phys. Rev. B* **95**, 064509 (2017).
- [61] P. G. de Gennes, *Superconductivity of metals and alloys* (Addison-Wesley, 1989).

- [62] Sz. Głodzik and A. Ptok, “Bound states induced by the ferromagnetic dimer in a triangular lattice,” (2018), [arXiv:1801.03559](#).
- [63] Ch. Zhang, S. Tewari, R. M. Lutchyn, and S. Das Sarma, “ $p_x + ip_y$  superfluid from  $s$ -wave interactions of fermionic cold atoms,” *Phys. Rev. Lett.* **101**, 160401 (2008).
- [64] K. Seo, L. Han, and C. A. R. Sá de Melo, “Topological phase transitions in ultracold Fermi superfluids: The evolution from Bardeen-Cooper-Schrieffer to Bose-Einstein-condensate superfluids under artificial spin-orbit fields,” *Phys. Rev. A* **85**, 033601 (2012).
- [65] A. Ptok, K. Rodríguez, and K. J. Kapcia, “Superconducting monolayer deposited on substrate: Effects of the spin-orbit coupling induced by proximity effects,” *Phys. Rev. Materials* **2**, 024801 (2018).
- [66] C. L. Kane and E. J. Mele, “ $Z_2$  topological order and the quantum spin hall effect,” *Phys. Rev. Lett.* **95**, 146802 (2005).
- [67] G. Ben-Shach, A. Haim, I. Appelbaum, Y. Oreg, A. Yacoby, and B. I. Halperin, “Detecting Majorana modes in one-dimensional wires by charge sensing,” *Phys. Rev. B* **91**, 045403 (2015).
- [68] S. D. Escribano, A. Levy Yeyati, and E. Prada, “Interaction-induced zero-energy pinning and quantum dot formation in Majorana nanowires,” *Beilstein J. Nanotechnol.* **9**, 2171 (2018).
- [69] F. Peñaranda, R. Aguado, P. San-Jose, and E. Prada, “Quantifying wave-function overlaps in inhomogeneous majorana nanowires,” *Phys. Rev. B* **98**, 235406 (2018).
- [70] J. J. He, T. K. Ng, P. A. Lee, and K. T. Law, “Selective equal-spin Andreev reflections induced by majorana fermions,” *Phys. Rev. Lett.* **112**, 037001 (2014).
- [71] S. Jeon, Y. Xie, J. Li, Z. Wang, B. A. Bernevig, and A. Yazdani, “Distinguishing a Majorana zero mode using spin-resolved measurements,” *Science* **358**, 772 (2017).
- [72] M. M. Maška and T. Domański, “Polarization of the Majorana quasiparticles in the Rashba chain,” *Sci. Rep.* **7**, 16193 (2017).
- [73] K. Björnson, S. S. Pershoguba, A. V. Balatsky, and A. M. Black-Schaffer, “Spin-polarized edge currents and Majorana fermions in one- and two-dimensional topological superconductors,” *Phys. Rev. B* **92**, 214501 (2015).
- [74] S. S. Pershoguba, K. Björnson, A. M. Black-Schaffer, and A. V. Balatsky, “Currents induced by magnetic impurities in superconductors with spin-orbit coupling,” *Phys. Rev. Lett.* **115**, 116602 (2015).
- [75] N. Mohanta, A. P. Kampf, and T. Kopp, “Supercurrent as a probe for topological superconductivity in magnetic adatom chains,” *Phys. Rev. B* **97**, 214507 (2018).
- [76] J. Cayao and A. M. Black-Schaffer, “Finite length effect on supercurrents between trivial and topological superconductors,” *Eur. Phys. J. Spec. Top.* (2018), 10.1140/epjst/e2018-800101-0.
- [77] N. Sedlmayr, J. M. Aguiar-Hualde, and C. Bena, “Majorana bound states in open quasi-one-dimensional and two-dimensional systems with transverse Rashba coupling,” *Phys. Rev. B* **93**, 155425 (2016).
- [78] A. C. Potter and P. A. Lee, “Multichannel generalization of Kitaev’s Majorana end states and a practical route to realize them in thin films,” *Phys. Rev. Lett.* **105**, 227003 (2010).
- [79] E. Mascot, S. Cocklin, S. Rachel, and D. K. Morr, “Quantum engineering of Majorana fermions,” (2018), [arXiv:1811.06664](#).