

# Exploiting Effective Representations for Chinese Sentiment Analysis Using a Multi-Channel Convolutional Neural Network

Pengfei Liu, Ji Zhang, Cane Wing-Ki Leung, Chao He and Thomas L. Griffiths

Wisers AI Lab, Wisers Information Limited, Hong Kong

ppfliu@gmail.com, {jasonzhang, caneleung, chaohe}@wisers.com, tom.griffiths@berkeley.edu

## Abstract

Effective representation of a text is critical for various natural language processing tasks. For the particular task of Chinese sentiment analysis, it is important to understand and choose an effective representation of a text from different forms of Chinese representations such as *word*, *character* and *pinyin*. This paper presents a systematic study of the effect of these representations for Chinese sentiment analysis by proposing a multi-channel convolutional neural network (MCCNN), where each channel corresponds to a representation. Experimental results show that: (1) Word wins on the dataset of low OOV rate while character wins otherwise; (2) Using these representations in combination generally improves the performance; (3) The representations based on MCCNN outperform conventional ngram features using SVM; (4) The proposed MCCNN model achieves the competitive performance against the state-of-the-art model *fastText* for Chinese sentiment analysis.

## 1 Introduction

Research in Chinese sentiment analysis is still substantially underdeveloped (Peng et al., 2017), although the task of sentiment analysis has been actively studied in the past decades. Conventional manual feature engineering methods are still popular in Chinese sentiment analysis, e.g., the study of lexicon-based and machine learning-based approaches for sentiment classification of Chinese microblogs by (Yuan et al., 2013), the application of the maximum entropy technique for Chinese sentiment analysis by (Lee and Renganathan, 2011). This kind of methods require a number of feature extraction steps such as performing Chinese word segmentation, applying conjunction rules, removing stop words and punctuation, combining a negation word with the following word and counting the number of positive or

negative keywords and so on. Nonetheless, various deep learning models have been recently proposed for English sentiment analysis, such as convolutional neural networks (CNNs), (Kim, 2014; Johnson and Zhang, 2015), recurrent neural networks (RNNs), (Tang et al., 2015; Xu et al., 2016), memory networks (Dou, 2017), attention models (Yang et al., 2016; Zhou et al., 2016) and so on. These models typically learn features automatically from raw English text, yet outperform conventional methods based on manual feature engineering.

Due to linguistic differences between Chinese and English such as the lack of word delimiters in Chinese and the use of alphabets in English, deep learning models for English are not directly applicable to Chinese. To apply these models, the most common approach is to perform Chinese word segmentation and treat each Chinese word the same as an English word, named as the *word representation* of Chinese. However, word representation typically leads to a very large vocabulary and different Chinese word segmentation standards (e.g., CTB, PKU, MSR) also affect the model performance (Pan et al., 2016). Another approach to handle Chinese is called *character representation*, which treats each individual Chinese character as a single unit and thereby leads to a smaller vocabulary of Chinese characters. The character representation of Chinese has been adopted for various NLP tasks, e.g., Chinese word segmentation (Liu et al., 2014) and Chinese named entity recognition (Dong et al., 2016). The third kind of Chinese representation is called *pinyin*, which is a phonetic romanization of Chinese. The pinyin representation is directly applicable in sophisticated deep learning models based on English characters (Zhang et al., 2015), and also has the advantage of leading to the smallest vocabulary since many Chinese characters share the

same pinyins.

Although *word*, *character* and *pinyin* representations of Chinese have been successfully adopted in various applications, there is still a lack of a systematic study of these representations for Chinese sentiment analysis. Such a study is practically very useful for developing a high performance sentiment analysis system. This work is the first systematic study of the effect of the three representations and their combinations for Chinese sentiment analysis, for which we propose a model called the multi-channel convolutional neural network (MCCNN) to integrate the three representations in the same model. We adopt a CNN as our base model because CNNs have been successfully applied in various text classification tasks due to their superior performance in extracting effective local features from a sequence of text. We choose CNNs instead of RNNs since it is reported that CNNs outperform RNNs in several sentiment analysis tasks (Kim, 2014; Zhang et al., 2015), and RNNs are computationally more demanding than CNNs when processing large-scale datasets.

The contributions of this paper are two-fold:

- (1) Presents a systematic study of the effect of different Chinese representations and their combinations for Chinese sentiment analysis;
- (2) The proposed MCCNN model achieves competitive performance against the state-of-the-art *fastText* model for Chinese sentiment analysis.

## 2 Related Work

**Chinese Representation** A Chinese text can be transformed into various representation forms such as words, characters, pinyins or character radicals. Many studies have been proposed to exploit these representations for various Chinese natural language processing tasks. For example, Zhang et al. (2015) transformed a Chinese text into pinyin form to adopt the same character-level CNN model as English for text classification tasks. Chen et al. (2015) proposed learning word and character embeddings jointly by a character-enhanced word embedding model. Shi et al. (2015) proposed radical embedding to process Chinese characters at a deeper radical level. Similarly, Yin et al. (2016) proposed the multi-granularity embedding model to learn Chinese embeddings for words, characters and radicals

jointly. Further, Yu et al. (2017) covered more subcharacter components of Chinese characters besides radicals by an extended CBOW model (Mikolov et al., 2013) to learn embeddings for words, characters and subcharacter components jointly. However, these Chinese representations are studied on different downstream tasks, making it difficult to compare their effectiveness.

**Deep Learning for Sentiment Analysis** Sentiment analysis or opinion mining aims to study people’s sentiments or opinions towards entities such as products, services, organizations and their attributes (Zhang et al., 2018). Deep learning models such as CNNs and RNNs have been widely studied for text classification, including sentiment analysis, topic classification and news categorization (Kim, 2014; Johnson and Zhang, 2014; Irsoy and Cardie, 2014; Zhang et al., 2015; Conneau et al., 2016; Johnson and Zhang, 2016). For example, dos Santos and Gatti (2014) presented a deep CNN exploiting character- and sentence-level information for sentiment analysis of short texts. Conneau et al. (2016) proposed a character-level very deep CNN (VDCNN, up to 29 convolutional layers) for text classification and showed that depth improved classification performance. In contrast, Johnson and Zhang (2016) reported the performance of a shallow word-level CNN, which outperforms VDCNN on the same dataset and runs much faster. Similarly, Joulin et al. (2016) presented the model named *fastText*, which is a shallow 3-layer neural network for general-purpose text classification tasks and obtains comparable or even better performance than the recently proposed deep models. For Chinese sentiment analysis, Hao et al. (2017) introduced a segmentation-based parallel CNN model, which first segments a text into smaller units based on punctuation marks and then feeds the units to a parallel CNN simultaneously; Wang et al. (2017) presents a bilinear character-word CNN model which represents a Chinese text as a bilinear combination of CNN features obtained from both character-level and word-level embeddings.

Different from the aforementioned studies, our work in this paper particularly aims to exploit effective representations for Chinese sentiment analysis and conduct a systematic study on these representations using a multi-channel CNN model where each channel corresponds to a specific Chinese representation.

### 3 Approach

We propose a multi-channel convolutional neural network (MCCNN) to study the effect of different Chinese representations and their combinations in Chinese sentiment analysis. Figure 1 shows the MCCNN model with the three channels corresponding to the three representations of a Chinese text, namely *pinyin*, *character* and *word* respectively. Each channel in MCCNN consists of one embedding layer, one convolution layer, and one pooling layer. A Chinese text is transformed into the three representations and fed into the corresponding channels, whose activations are concatenated to feed a fully-connected dense layer. The final output layer is activated by softmax to predict the posterior probability of each label (i.e., *positive*, *neutral* and *negative*). Figure 2 shows an example of a Chinese sentence in the pinyin, character and word representations.

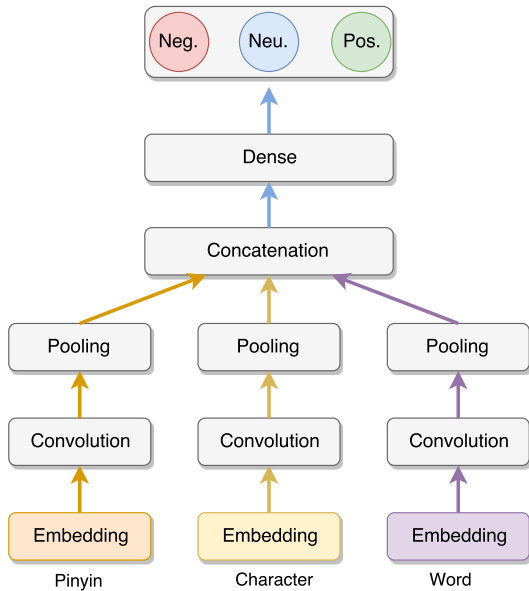


Figure 1: A multi-channel convolutional neural network (MCCNN) for Chinese sentiment analysis.

## 4 Experiments

### 4.1 Datasets

We conducted experiments based on four datasets as shown in Table 1, which presents for each dataset the number of instances and their average number of tokens (*Length*), as well as the out-of-vocabulary rate (*OOVR*) of the test set under the word, character and pinyin representations. The first two datasets are compiled by ourselves, labeled with 3 classes: *positive*, *negative* and *neu-*

*tral*. The *Customer-Reviews* (CR) dataset consists of reviews from 14 industries, where the top 5 industries with the largest number of reviews are government, skincare, automobile and insurance. The *Amazon-Dianping* (AD) dataset contains customer reviews from Amazon ([www.amazon.cn](http://www.amazon.cn)) and Dianping ([www.dianping.com](http://www.dianping.com)). It covers a wide range of domains, where the top 3 domains are restaurant, shopping and domestic services. Each review comes with a rating from 1 to 5 stars. Reviews with “1-2” stars are labeled as *negative* while those with “4-5” stars are labeled as *positive*. The remaining reviews with 3 stars are labeled as *neutral*.

The *PKU-Product-Reviews* (Product) dataset, introduced by Wan (2011), consists of IT product reviews crawled from IT168 ([www.it168.com](http://www.it168.com)), while the *ChnSentiCorp-4000* (Hotel) dataset, firstly presented in (Zagibalov and Carroll, 2008), contains hotel reviews from Ctrip ([www.ctrip.com](http://www.ctrip.com)). The two datasets are labeled into 2 classes: *positive* and *negative*. Since they are publicly available and widely used in Chinese sentiment analysis research, they are used to evaluate the MCCNN model with different Chinese representations, and conduct performance comparison with (Zhai et al., 2011), which exploited effective features for Chinese sentiment analysis based on the two datasets.

### 4.2 Metrics

The average  $F_1$  weighted by the number of instances within each class, and the *accuracy* metric are used for experimental evaluation. The paired *t*-test is adopted to determine if two sets of results are significantly different from each other at a significance level of  $p$ .

### 4.3 Settings

We conduct 10-fold cross validation on the first two datasets (CR and AD) and report average results over the 10 folds. For fair comparison with Zhai et al. (2011), we follow their experimental settings by performing random 3-fold cross validation experiment 30 times on the other two datasets (Product and Hotel). However, there might be slight differences on fold splitting with Zhai et al. (2011).

In the MCCNN model, each channel has an embedding layer with a dimension of 300, randomly initialized with a uniform distribution of  $\mathcal{U}(-0.05, 0.05)$ . The filter windows within each

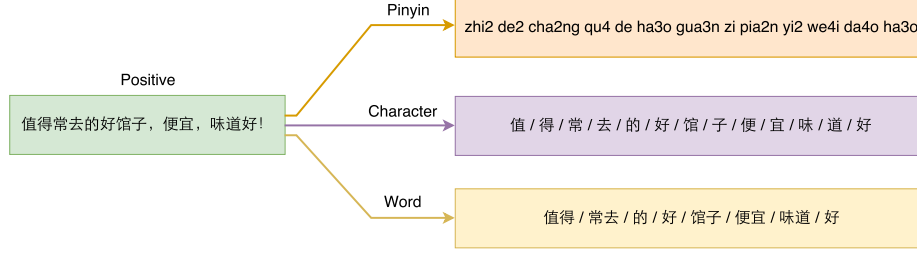


Figure 2: A Chinese sentence in pinyin, character and word representations.

Table 1: Dataset statistics.

Dataset	#Positive	#Negative	#Neutral	Total	Word		Character		Pinyin	
					Length	OOVR (%)	Length	OOVR (%)	Length	OOVR (%)
CR	44296	36201	18120	98617	141	14.48	250	1.36	250	0.15
AD	80005	79999	79996	240000	45	11.73	73	1.06	73	0.14
Product	451	435	0	886	34	40.19	57	12.96	57	6.16
Hotel	2000	2000	0	4000	69	28.50	116	7.21	116	2.26

convolution layer are 2, 3 and 4 with 256 feature maps each, where the window sizes of 2, 3 and 4 are designed to capture 2-, 3- and 4-gram features respectively. The global max pooling over the whole text sequence is adopted (Collobert et al., 2011; Kim, 2014). We also adopted *dropout* (Srivastava et al., 2014) with the rate of 0.6 to regularize the neural network, which was trained using the stochastic gradient descent method with the *adadelta* update rule (Zeiler, 2012; Kim, 2014). These hyperparameters are chosen via cross validation on the CR dataset and kept the same for all the other datasets, except for the mini-batch sizes. In consideration of dataset size, the mini-batch sizes are set to 128 for the two large datasets CR and AD, and 16 for the two small datasets Product and Hotel.

#### 4.4 Results and Analysis

Table 2 presents the comparative results among MCCNN, fastText (Joulin et al., 2017) and SVM (Zhai et al., 2011) with different representations on the four datasets, where *Word\** means the word representation is initialized with a pre-trained Chinese word embeddings<sup>1</sup> and the best results are underlined. We use *fastText* as a strong baseline, which obtains state-of-the-art performance on various text classification tasks (Joulin et al., 2017; Bojanowski et al., 2017). In our experiments, the settings of *fastText* are *word-Ngrams* = 4, *epoch* = 50 and *minCount* = 5 for all the experiments on pinyin, character and word.

##### 4.4.1 Comparison among Word, Character and Pinyin

We compare the word, character and pinyin representations from three perspectives: (i) token vocabulary, (ii) semantic loss, and (iii) classification performance.

**Token Vocabulary** Different representations lead to different token vocabularies. A word, character or pinyin is considered as a token. Figure 3 (a) shows the vocabulary size of each representation for the four datasets. The total number of words can be as large as hundreds of thousand, while the total number of characters is a few thousand. Pinyin has the smallest vocabulary size, less than two thousand on all the datasets. In terms of pre-processing effort, the character representation requires the least effort by just splitting a text into individual characters, whereas both of the other two representations need to perform Chinese word segmentation first. Another interesting comparison is on OOV rate in Figure 3 (b), where the word representation has the largest OOV rate particularly on small datasets like Product and Hotel. The pinyin representation has the smallest OOV rate, while the character representation has less than 0.1 OOV rate on the four datasets except the Product dataset. Note that OOV rate is a useful reference when choosing a representation since a model can not perform well on an unseen dataset with high OOV rate.

**Semantic Loss** Semantic loss happens when the meaning of a text is partially or completely lost under a particular representation. We compare the semantic loss caused by the word, char-

<sup>1</sup><https://fasttext.cc/docs/en/crawl-vectors.html>

Table 2: Performance comparison among fastText, MCCNN and SVM with different representations.

Model	Representation	CR		AD		Product		Hotel	
		$F_1$	Accuracy	$F_1$	Accuracy	$F_1$	Accuracy	$F_1$	Accuracy
SVM (Zhai et al., 2011)	Character Unigram	-	-	-	-	0.9100	0.9100	0.8750	0.8750
	Character Bigram	-	-	-	-	0.9220	0.9220	<b>0.9190</b>	<b>0.9190</b>
	Character Trigram	-	-	-	-	0.8650	0.8650	0.9135	0.9130
	Word Unigram	-	-	-	-	<b>0.9280</b>	<b>0.9280</b>	0.8995	0.8990
	Word Bigram	-	-	-	-	0.8680	0.8680	0.9125	0.9120
	Word Trigram	-	-	-	-	0.7135	0.7230	0.8775	0.8780
fastText (Joulin et al., 2017)	Pinyin	0.8108	0.8091	0.8135	0.8131	0.9148	0.9148	0.9171	0.9171
	Character	<b>0.8143</b>	<b>0.8128</b>	0.8131	0.8128	<b>0.9261</b>	<b>0.9261</b>	<b>0.9218</b>	<b>0.9218</b>
	Word	0.8099	0.8076	<b>0.8161</b>	<b>0.8157</b>	0.9116	0.9116	0.9090	0.9089
	Word*	0.8120	0.8100	<b>0.8181</b>	<b>0.8178</b>	0.9184	0.9184	0.9136	0.9136
MCCNN (This Paper)	Pinyin	0.8015	0.8034	0.7816	0.7811	0.8984	0.8986	<b>0.9097</b>	<b>0.9097</b>
	Character	<b>0.8087</b>	<b>0.8111</b>	0.7852	0.7852	<b>0.9026</b>	<b>0.9028</b>	0.9075	0.9076
	Word	0.8053	0.8070	<b>0.7898</b>	<b>0.7900</b>	0.8502	0.8518	0.9039	0.9040
	Pinyin + Character	0.8104	0.8121	0.7894	0.7890	<b>0.9043</b>	<b>0.9045</b>	<b>0.9107</b>	<b>0.9108</b>
	Pinyin + Word	0.8115	0.8130	0.7906	0.7905	0.8773	0.8785	0.9093	0.9093
	Character + Word	0.8136	0.8147	0.7925	0.7923	0.8891	0.8897	0.9100	0.9101
	Pinyin + Character + Word	<b>0.8140</b>	<b>0.8162</b>	<b>0.7954</b>	<b>0.7955</b>	0.8915	0.8922	0.9076	0.9076
	Word*	0.8125	0.8143	0.7956	0.7957	0.9268	0.9270	0.9197	0.9197
	Pinyin + Word*	0.8182	0.8201	<b>0.7989</b>	<b>0.7989</b>	<b>0.9302</b>	<b>0.9304</b>	<b>0.9208</b>	<b>0.9208</b>
	Character + Word*	0.8185	0.8211	0.7981	0.7981	0.9283	0.9285	0.9199	0.9199
	Pinyin + Character + Word*	<b>0.8200</b>	<b>0.8216</b>	0.7979	0.7979	0.9287	0.9288	0.9201	0.9202

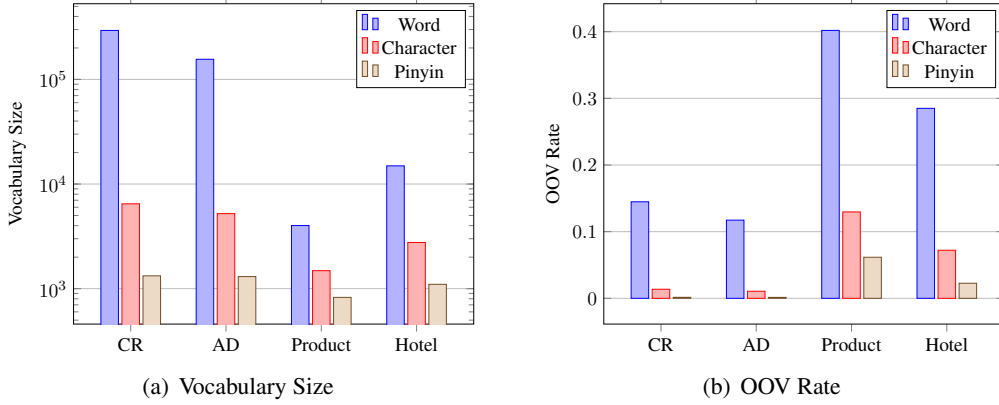


Figure 3: Comparison among word, character and pinyin on Vocabulary Size and OOV Rate.

acter and pinyin representations from the embedding perspective, by learning their embeddings using fastText with all the data from CR and AD. Figure 4 visualizes the resulting embeddings of example words. There are two groups of words in Figure 4(a), where the first group is related to 美食 (tasty food) in yellow, and the second group is related to 美国 (United States) in green. Figure 4(b) also presents two groups of semantically similar characters obtained by averaging the embeddings of the corresponding characters (e.g., 美+食, 美+国) and finding out their most similar characters. However, the pinyins in each group of Figure 4(c) are not necessarily semantically similar as multiple characters may have the same pinyin. Figure 4 clearly shows the loss of semantics from word to character and pinyin, which may indicate that character representation appears

to be a good trade-off between decreasing *vocabulary size* / *OOV rate* while retaining semantics.

**Classification Performance** By comparing the classification performance of word, character and pinyin in Table 2, we have the following observations:

- (1) For both MCCNN and fastText, the word representation wins on AD which has the smallest OOV rate (11.73%), while the character representation wins on the other three datasets.
- (2) The character representation and the pinyin representation obtain similar performance on all datasets by both MCCNN and fastText. Most of the accuracy differences are not significant ( $p > 0.05$ ), e.g., on Product and Hotel.



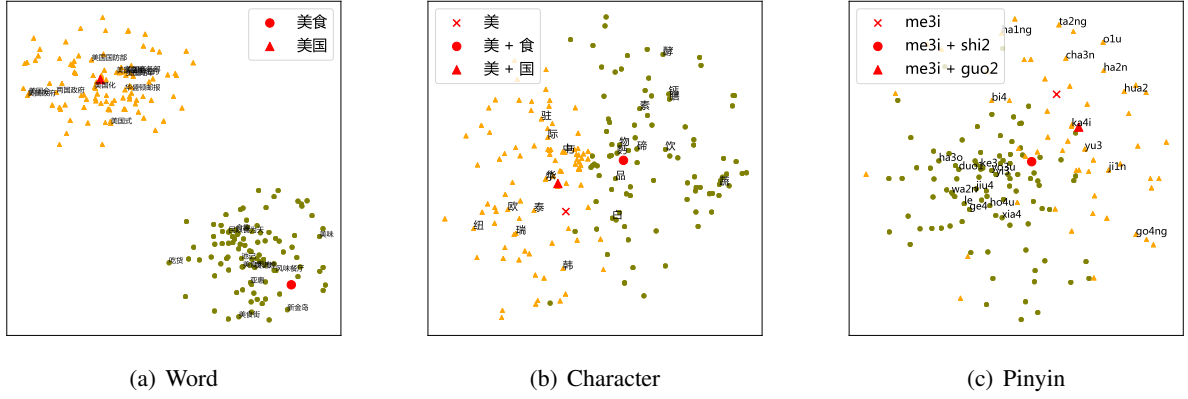


Figure 4: Embeddings of example words, characters and pinyins visualized using t-SNE.

- (3) Generally, the pinyin representation alone obtains competitive performance compared with character and word, where the maximum accuracy difference is less than 1%. This is surprising, since the pinyin representation loses much information about the original text, e.g., boundary information about words, different characters sharing the same pinyins.

#### 4.4.2 Comparison between MCCNN and fastText

MCCNN with *Pinyin + Character + Word*\* outperforms fastText with *Character* significantly on CR (141 words on average) with  $p < 9.1e-7$ . However, fastText outperforms MCCNN on AD (45 words on average) with  $p < 5.4e-8$ . MCCNN and fastText obtain close performance on the other two small datasets: MCCNN outperforms fastText slightly on Product (34 words on average) while fastText wins on Hotel (69 words on average).

Generally, fastText shows better performance than MCCNN on the datasets with short documents while MCCNN performs significantly better than fastText on the dataset (i.e., CR) with very long documents. We attribute that fastText, which essentially *averages* all ngram features of a text for prediction, may become ineffective in capturing semantic compositionality (Socher et al., 2013) as document lengths increase. On the other hand, MCCNN can effectively extract local features with feature maps of the convolution layers even from very long documents.

Note that fastText does not support multi-channel input (e.g., Word + Character + Pinyin), which prevents us from comparing MCCNN with

fastText in the multi-channel setting. To support multi-channel input in fastText, a possible extension is to add additional separate input layers for multiple channels, and add a *concatenation* layer after the *average* layer in fastText. We leave this extension as future work.

#### 4.4.3 Effect of Representation Combination

Overall, Table 2 shows that the three representations complement each other, since using them in combination usually achieves better performance than using a single representation. For example, *Pinyin + Character + Word* outperforms the best single representation of *Character* on CR with  $p = 0.0031$  and outperforms the *Word* representation on AD with  $p = 0.0001$ . However, the performance improvement is not always significant. For example, *Pinyin + Character* improves *Pinyin* with  $p = 0.0094$  on Product but not on Hotel with  $p = 0.3386$ . Adding *Pinyin* or *Character* or both over *Word* does not improve the performance significantly either ( $p > 0.05$ ).

#### 4.4.4 Effect of Pre-trained Embeddings

It is a common practice to adopt pre-trained embeddings in NLP tasks. The performance improvement by the pre-trained embeddings is also observed in Table 2 for both MCCNN and fastText on all the datasets. For example, initializing the word channel with the pre-trained word embeddings (*Pinyin + Character + Word*\*) outperforms random embeddings (*Pinyin + Character + Word*) significantly with  $p < 0.002$  on CR.

Figure 5 shows the absolute accuracy increase by adopting pre-trained word embeddings in the four settings of MCCNN. We observe that the pre-trained word embeddings are particularly impor-

tant for the small datasets with high OOV rate (e.g., Product). However, the performance improvement is not always significant on the large dataset with relatively lower OOV rate. For example, the improvement on AD by *Pinyin + Character + Word\** is not significant with  $p > 0.05$ .

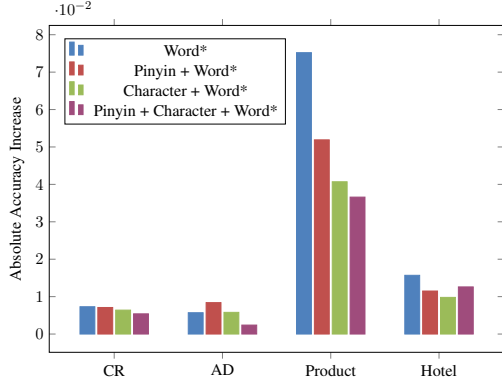


Figure 5: Absolute accuracy increase by adopting pre-trained word embeddings.

#### 4.4.5 Effect of Filter Window Size

We vary the size of filter windows in MCCNN fed with *Pinyin + Character + Word\** to investigate its effect on classification performance. As shown in Figure 6, the setting of (2,3,4) for filter windows gives the best accuracy on the four datasets. Interestingly, the accuracy differences among various window sizes are relatively small. For example, the standard deviations of accuracy are 0.0007 and 0.0019 for Product and Hotel respectively. Note that the stable performance of CNN with respect to different filter window sizes is also observed by Zhang and Wallace (2017).

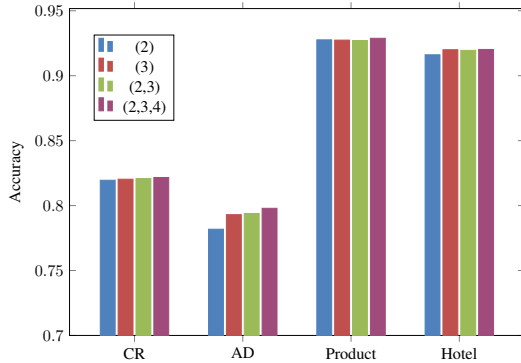


Figure 6: Accuracy comparison among different filter window sizes.

## 5 Conclusion

In this paper, we exploited effective Chinese representations for sentiment analysis. To facilitate the investigation, we proposed a multi-channel convolutional neural network (MCCNN), where each channel corresponds to one particular representation of a Chinese text, namely *word*, *character* and *pinyin*. Notably, the character representation is efficient in terms of small vocabulary size and requires the least pre-processing effort without the need for Chinese word segmentation. Experimental results show that the word representation obtains the best performance on the dataset with low OOV rate while the character representation performs the best on the datasets with high OOV rate. Although losing much information, the pinyin representation achieves surprisingly good performance comparable with either word or character. Using these representations in combination generally achieves better performance, indicating that they complement each other. Initializing the word channel with pre-trained word embeddings improves MCCNN further. Besides, MCCNN outperforms SVM based on conventional ngram features and is competitive with the state-of-the-art fastText model.

## References

- Piotr Bojanowski, Edouard Grave, Armand Joulin, and Tomas Mikolov. 2017. Enriching word vectors with subword information. *Transactions of the Association of Computational Linguistics*, 5(1):135–146.
- Xinxiong Chen, Lei Xu, Zhiyuan Liu, Maosong Sun, and Huanbo Luan. 2015. Joint learning of character and word embeddings. In *Proceedings of the 24th International Conference on Artificial Intelligence*, pages 1236–1242. AAAI Press.
- Ronan Collobert, Jason Weston, Léon Bottou, Michael Karlen, Koray Kavukcuoglu, and Pavel Kuksa. 2011. Natural language processing (almost) from scratch. *Journal of Machine Learning Research*, 12(Aug):2493–2537.
- Alexis Conneau, Holger Schwenk, Loïc Barrault, and Yann Lecun. 2016. Very deep convolutional networks for text classification. *arXiv preprint arXiv:1606.01781*.
- Chuanhai Dong, Jiajun Zhang, Chengqing Zong, Masanori Hattori, and Hui Di. 2016. Character-based lstm-crf with radical-level features for chinese named entity recognition. In *Natural Language Understanding and Intelligent Applications*, pages 239–250. Springer.

- Zi-Yi Dou. 2017. Capturing user and product information for document level sentiment analysis with deep memory network. In *Proceedings of the 2017 Conference on Empirical Methods in Natural Language Processing*, pages 521–526.
- Yazhou Hao, Qinghua Zheng, Yangyang Lan, Yufei Li, Meng Wang, Sen Wang, and Chen Li. 2017. Improving chinese sentiment analysis via segmentation-based representation using parallel cnn. In *International Conference on Advanced Data Mining and Applications*, pages 668–680. Springer.
- Ozan Irsoy and Claire Cardie. 2014. Opinion mining with deep recurrent neural networks. In *Proceedings of the 2014 conference on empirical methods in natural language processing (EMNLP)*, pages 720–728.
- Rie Johnson and Tong Zhang. 2014. Effective use of word order for text categorization with convolutional neural networks. *arXiv preprint arXiv:1412.1058*.
- Rie Johnson and Tong Zhang. 2015. Effective use of word order for text categorization with convolutional neural networks. In *Proceedings of the 2015 Conference of the North American Chapter of the Association for Computational Linguistics: Human Language Technologies*, pages 103–112.
- Rie Johnson and Tong Zhang. 2016. Convolutional neural networks for text categorization: Shallow word-level vs. deep character-level. *arXiv preprint arXiv:1609.00718*.
- Armand Joulin, Edouard Grave, Piotr Bojanowski, and Tomas Mikolov. 2016. Bag of tricks for efficient text classification. *arXiv preprint arXiv:1607.01759*.
- Armand Joulin, Edouard Grave, Piotr Bojanowski, and Tomas Mikolov. 2017. Bag of tricks for efficient text classification. In *Proceedings of the 15th Conference of the European Chapter of the Association for Computational Linguistics: Volume 2, Short Papers*, volume 2, pages 427–431.
- Yoon Kim. 2014. Convolutional neural networks for sentence classification. In *EMNLP*. Citeseer.
- Huey Yee Lee and Hemnaath Renganathan. 2011. Chinese sentiment analysis using maximum entropy. In *Proceedings of the Workshop on Sentiment Analysis where AI meets Psychology (SAAIP 2011)*, pages 89–93.
- Xiaodong Liu, Kevin Duh, Yuji Matsumoto, and Tomoya Iwakura. 2014. Learning character representations for chinese word segmentation. In *NIPS Workshop on Modern Machine Learning and Natural Language Processing*.
- Tomas Mikolov, Kai Chen, Greg Corrado, and Jeffrey Dean. 2013. Efficient estimation of word representations in vector space. *arXiv preprint arXiv:1301.3781*.
- Da Pan, Meishan Zhang, and Guohong Fu. 2016. Chinese sentiment analysis exploiting heterogeneous segmentations. In *Chinese Computational Linguistics and Natural Language Processing Based on Naturally Annotated Big Data*, pages 387–398. Springer.
- Haiyun Peng, Erik Cambria, and Amir Hussain. 2017. A review of sentiment analysis research in chinese language. *Cognitive Computation*, 9(4):423–435.
- Cicero dos Santos and Maira Gatti. 2014. Deep convolutional neural networks for sentiment analysis of short texts. In *Proceedings of COLING 2014, the 25th International Conference on Computational Linguistics: Technical Papers*, pages 69–78.
- Xinlei Shi, Junjie Zhai, Xudong Yang, Zehua Xie, and Chao Liu. 2015. Radical embedding: Delving deeper to chinese radicals. In *Proceedings of the 53rd Annual Meeting of the Association for Computational Linguistics and the 7th International Joint Conference on Natural Language Processing (Volume 2: Short Papers)*, volume 2, pages 594–598.
- Richard Socher, Alex Perelygin, Jean Wu, Jason Chuang, Christopher D Manning, Andrew Ng, and Christopher Potts. 2013. Recursive deep models for semantic compositionality over a sentiment treebank. In *Proceedings of the 2013 conference on empirical methods in natural language processing*, pages 1631–1642.
- Nitish Srivastava, Geoffrey Hinton, Alex Krizhevsky, Ilya Sutskever, and Ruslan Salakhutdinov. 2014. Dropout: A simple way to prevent neural networks from overfitting. *The Journal of Machine Learning Research*, 15(1):1929–1958.
- Duyu Tang, Bing Qin, and Ting Liu. 2015. Document modeling with gated recurrent neural network for sentiment classification. In *Proceedings of the 2015 conference on empirical methods in natural language processing*, pages 1422–1432.
- Xiaojun Wan. 2011. Bilingual co-training for sentiment classification of chinese product reviews. *Computational Linguistics*, 37(3):587–616.
- Xu Wang, Jing Li, Xi Yang, Yangxu Wang, and Yongsheng Sang. 2017. Chinese text sentiment analysis using bilinear character-word convolutional neural networks. *DEStech Transactions on Computer Science and Engineering*.
- Jiacheng Xu, Danlu Chen, Xipeng Qiu, and Xuanjing Huang. 2016. Cached long short-term memory neural networks for document-level sentiment classification. In *Proceedings of the 2016 Conference on Empirical Methods in Natural Language Processing*, pages 1660–1669.
- Zichao Yang, Diyi Yang, Chris Dyer, Xiaodong He, Alex Smola, and Eduard Hovy. 2016. Hierarchical attention networks for document classification. In *Proceedings of the 2016 Conference of the North*



*American Chapter of the Association for Computational Linguistics: Human Language Technologies*, pages 1480–1489.

Rongchao Yin, Quan Wang, Peng Li, Rui Li, and Bin Wang. 2016. Multi-granularity chinese word embedding. In *Proceedings of the 2016 Conference on Empirical Methods in Natural Language Processing*, pages 981–986.

Jinxing Yu, Xun Jian, Hao Xin, and Yangqiu Song. 2017. Joint embeddings of chinese words, characters, and fine-grained subcharacter components. In *Proceedings of the 2017 Conference on Empirical Methods in Natural Language Processing*, pages 286–291.

Bo Yuan, Ying Liu, and Hui Li. 2013. Sentiment classification in chinese microblogs: Lexicon-based and learning-based approaches. *International Proceedings of Economics Development and Research*, 68:1.

Taras Zagibalov and John Carroll. 2008. Automatic seed word selection for unsupervised sentiment classification of chinese text. In *Proceedings of the 22nd International Conference on Computational Linguistics-Volume 1*, pages 1073–1080. Association for Computational Linguistics.

Matthew D Zeiler. 2012. Adadelta: an adaptive learning rate method. *arXiv preprint arXiv:1212.5701*.

Zhongwu Zhai, Hua Xu, Bada Kang, and Peifa Jia. 2011. Exploiting effective features for chinese sentiment classification. *Expert Systems with Applications*, 38(8):9139–9146.

Lei Zhang, Shuai Wang, and Bing Liu. 2018. Deep learning for sentiment analysis: A survey. *arXiv preprint arXiv:1801.07883*.

Xiang Zhang, Junbo Zhao, and Yann LeCun. 2015. Character-level convolutional networks for text classification. In *Advances in neural information processing systems*, pages 649–657.

Ye Zhang and Byron Wallace. 2017. A sensitivity analysis of (and practitioners’ guide to) convolutional neural networks for sentence classification. In *Proceedings of the Eighth International Joint Conference on Natural Language Processing (Volume 1: Long Papers)*, volume 1, pages 253–263.

Xinjie Zhou, Xiaojun Wan, and Jianguo Xiao. 2016. Attention-based lstm network for cross-lingual sentiment classification. In *Proceedings of the 2016 Conference on Empirical Methods in Natural Language Processing*, pages 247–256.