

Searching for the closest-pair in a query translate

Jie Xue* Yuan Li† Saladi Rahul‡ Ravi Janardan*

Abstract

We consider a range-search variant of the closest-pair problem. Let Γ be a fixed shape in the plane. We are interested in storing a given set of n points in the plane in some data structure such that for any specified translate of Γ , the closest pair of points contained in the translate can be reported efficiently. We present results on this problem for two important settings: when Γ is a polygon (possibly with holes) and when Γ is a general convex body whose boundary is smooth. When Γ is a polygon, we present a data structure using $O(n)$ space and $O(\log n)$ query time, which is asymptotically optimal. When Γ is a general convex body with a smooth boundary, we give a near-optimal data structure using $O(n \log n)$ space and $O(\log^2 n)$ query time. Our results settle some open questions posed by Xue et al. [SoCG 2018].

1 Introduction

The range closest-pair (RCP) problem, as a range-search version of the closest-pair problem, aims to store a given set S of n points in some data structure such that for a specified query range $X \in \mathcal{X}$ chosen from a certain *query space* \mathcal{X} , the closest pair of points in $S \cap X$ can be reported efficiently. As a range-search problem, the RCP problem is non-decomposable in the sense that even if the query range X can be written as $X = X_1 \cup X_2$, the closest-pair in $S \cap X$ cannot be determined efficiently knowing the closest-pairs in $S \cap X_1$ and $S \cap X_2$. The non-decomposability makes the problem quite challenging and interesting, as many traditional range-search techniques are inapplicable.

The RCP problem in \mathbb{R}^2 has been well-studied over years [1, 4, 8, 9, 13, 14, 16, 17, 18]. Despite of much effort, the query ranges considered are still restricted to very simple shapes, typically orthogonal rectangles and halfplanes. It is then interesting to ask what if the query ranges are of more general shapes. In this paper, we consider a new variant of the RCP problem in which the query ranges are *translates* of a fixed shape (which can be quite general). Formally, let Γ be a fixed shape in \mathbb{R}^2 called *base shape* and \mathcal{L}_Γ be the collection of all translates of Γ . We investigate the RCP problem with the query space \mathcal{L}_Γ (or the \mathcal{L}_Γ -RCP problem). This type of query, which is for the first time mentioned in [18] (as an open question), is natural and well-motivated. First, in range-search problems, the query spaces considered are usually closed under translation; in this sense, the query space consisting of translates of a single shape seems the most “fundamental” query type. Some of the previously studied query ranges, e.g., quadrants and halfplanes [1, 9, 18], are in fact instances of translation queries (halfplanes can be viewed as translates of an “infinitely” large disc). Also, translation queries find motivation in practice. For instance, in many applications, the user may be interested in the information within a certain distance r from him/her. In this situation, the query ranges are discs of a fixed radius r , i.e., translates of a fixed disc; or more generally, if the distance r is considered under a general distance function induced by a norm $\|\cdot\|$, then the query ranges are translates of a $\|\cdot\|$ -disc of radius r . Finally, there is another view of the translation queries: the base shape Γ can be viewed as static while the dataset is translating. With this view, a motivation of the translation queries is to monitor the information in a fixed region (i.e., Γ) for moving points (where the movement pattern only includes translation).

We investigate the problem in two important settings: when Γ is a polygon (possibly with holes) and when Γ is a general convex body whose boundary is smooth (i.e., through each point on the boundary there is a unique tangent line to Γ). Our main goal is to design optimal or near-optimal data structures for the

*University of Minnesota - Twin Cities, MN, USA; {xuexx193, janardan}@umn.edu.

†Facebook Inc., Seattle, WA, USA; lydxlx@fb.com.

‡University of Illinois at Urbana-Champaign, IL, USA; saladi.rahul@gmail.com.

problems in terms of *space cost* and *query time*. The preprocessing of these data structures is left as an open question for future study.

Although we restrict the query ranges to be translates of a fixed shape, the problem is still challenging for a couple of reasons. First, the base shape Γ to be considered is quite general in both of our settings. When Γ is a polygon, it needs not be convex, and indeed can even have holes. In the case where Γ is a general convex body, we only need the aforementioned smoothness of its boundary. Second, we want the RCP data structures to be optimal or near-optimal, namely, use $O(n \cdot \text{poly}(\log n))$ space and have $O(\text{poly}(\log n))$ query time. This is usually difficult for a non-decomposable range-search problem.

1.1 Related work and our contributions

Related work. The closest-pair problem and range search are both classical topics; some surveys can be found in [3, 15]. The RCP problem in \mathbb{R}^2 has been studied in prior work [1, 4, 8, 9, 13, 14, 16, 17, 18]. State-of-the-art RCP data structures for quadrant, strip, rectangle, and halfplane queries were given in the recent work [18]. The quadrant and halfplane RCP data structures are optimal (i.e., with linear space and logarithmic query time). The strip RCP data structure uses $O(n \log n)$ space and $O(\log n)$ query time, while the rectangle RCP data structure uses $O(n \log^2 n)$ space and $O(\log^2 n)$ query time. The work [16] considered a colored version of the RCP problem and gave efficient approximate data structures. The paper [17] studied an approximate version of the RCP problem in which the returned answer can be slightly outside the query range.

Our contributions. We investigate a new variant of the RCP problem in which the query ranges are translates of a fixed shape Γ . In the first half of the paper, we assume Γ is a fixed polygon (possibly with holes), and give an RCP data structure for Γ -translation queries using $O(n)$ space and $O(\log n)$ query time, which is asymptotically optimal. In the second half of the paper, we assume Γ is a general convex body with a smooth boundary, and give a near-optimal RCP data structure for Γ -translation queries using $O(n \log n)$ space and $O(\log^2 n)$ query time. The $O(\cdot)$ above hides constants depending on Γ . Our results settle some open questions posed in [18], e.g., the RCP problem with fixed-radius disc queries, etc. In order to design these data structures, we make nontrivial geometric observations and exploit the properties of the problem itself (i.e., we are searching for the *closest-pair* in a *translate*). Many of our intermediate results are of independent interest and can probably be applied to other related problems. We describe our key ideas and techniques in Section 1.3 after establishing relevant notations in Section 1.2.

Organization. Section 1.2 presents the notations and preliminaries used throughout the paper. Section 1.3 gives an overview of the techniques we use to solve the problems. In Section 2, we study the problem when Γ is a polygon. In Section 3, we study the problem when Γ is a general convex body with a smooth boundary. To make the paper more readable, some proofs and details are deferred to the appendix.

1.2 Preliminaries

Basic notations and concepts. For $a, b \in \mathbb{R}^2$, we use $\text{dist}(a, b)$ to denote the Euclidean distance between a and b , and use $[a, b]$ to denote the segment connecting a and b . The *length* of a pair $\phi = (a, b)$ of points, denoted by $|\phi|$, is the length of the segment $[a, b]$, i.e., $|\phi| = \text{dist}(a, b)$. For a shape Γ in \mathbb{R}^2 and a point $p \in \mathbb{R}^2$, we denote by Γ_p the Γ -translate $p + \Gamma$. We write $\mathcal{L}_\Gamma = \{\Gamma_p : p \in \mathbb{R}^2\}$, i.e., the collection of all Γ -translates.

Candidate pairs. Let S be a set of points in \mathbb{R}^2 and \mathcal{X} a collection of ranges. A *candidate pair* in S with respect to \mathcal{X} refers to a pair of points in S that is the closest-pair in $S \cap X$ for some $X \in \mathcal{X}$. We denote by $\Phi(S, \mathcal{X})$ the set of the candidate pairs in S w.r.t. \mathcal{X} .

Wedges and co-wedges. A *wedge* is a range in \mathbb{R}^2 defined by an angle $\theta \in (0, \pi)$, which is the intersection of two halfplanes (see the left figure in Figure 1). A *co-wedge* is a range in \mathbb{R}^2 defined by an angle $\theta \in (\pi, 2\pi)$, which is the union of two halfplanes (see the right figure in Figure 1). The boundary of a wedge or co-wedge W consists of two rays sharing a common initial point, called the two *branches* of W . When appropriate, we refer to wedges and co-wedges collectively as (*co-*)*wedges*.

Convex bodies. A *convex body* in \mathbb{R}^2 refers to a compact convex shape with a nonempty interior. If C is a convex body in \mathbb{R}^2 , we denote by ∂C the boundary of C , which is a simple cycle, and by C° the interior

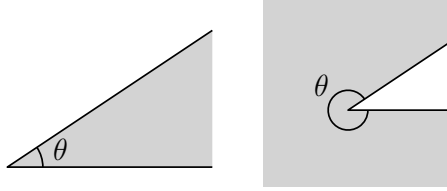


Figure 1: Examples of wedges and co-wedges.

of C , i.e., $C^\circ = C \setminus \partial C$.

The following two lemmas will be used in various places in this paper.

Lemma 1.1 *Let Γ be a fixed bounded shape in \mathbb{R}^2 , and $\mu > 0$ be a constant. Also, let S be a set of points in \mathbb{R}^2 . Then for any point $p \in \mathbb{R}^2$, either the closest-pair in $S \cap \Gamma_p$ has length smaller than μ , or $|S \cap \Gamma_p| = O(1)$.*

Lemma 1.2 *Let S be a set of points in \mathbb{R}^2 and \mathcal{X} be a collection of ranges in \mathbb{R}^2 . Suppose $(a, b), (a', b') \in \Phi(S, \mathcal{X})$ are two pairs such that the segments $[a, b]$ and $[a', b']$ cross. Then there exists $X \in \mathcal{X}$ such that either $X \cap \{a, b, a', b'\} = \{a, b\}$ or $X \cap \{a, b, a', b'\} = \{a', b'\}$.*

1.3 Overview of key ideas and techniques

When Γ is a polygon (possibly with holes), we solve the problem as follows. First, we use a grid-based approach to reduce the \mathcal{L}_Γ -RCP problem to the RCP problem with wedge/co-wedge translation queries and the range-reporting problem with Γ -translation queries. The range-reporting problem can be easily solved by again reducing to the wedge/co-wedge case. Therefore, it suffices to study the RCP problem with wedge/co-wedge translation queries. For both wedge and co-wedge translation queries, we solve the problem by using candidate pairs. Specifically, we store the candidate pairs and search for the answer among them. In this approach, the critical point is the number of the candidate pairs, which determines the performance of our data structures. For both wedge and co-wedge, we prove *linear* upper bounds on the number of the candidate pairs. Although the bounds are the same, the wedge case and co-wedge case require very different proofs, both of which are quite technical and may be of independent geometric interest. These upper bounds and the above-mentioned reduction are our main technical contributions for the polygonal case.

When Γ is a general convex body with a smooth boundary, we solve the problem as follows. First, exploiting the smoothness of $\partial\Gamma$, we show that “short” candidate pairs (i.e., of length upper bounded by some constant τ) cannot “cross” each other¹. It immediately follows that there are only a linear number of short candidate pairs (because they form a planar graph). We try to store these short candidate pairs in a data structure \mathcal{D}_1 such that the shortest one contained in any query Γ_q can be found efficiently. However, this is a nontrivial task, as Γ is quite general here. To this end, we reduce the task of “searching for the shortest pair in Γ_q ” to several point-location queries for q in planar subdivisions. We bound the complexity of these subdivisions (and thus the cost of \mathcal{D}_1) by making geometric observations for convex translates and using properties of the pseudo-discs. Using \mathcal{D}_1 , we can answer any query Γ_q in which the closest-pair is short. What if the closest-pair in Γ_q is long (i.e., of length greater than τ)? In this case, Γ_q contains only $O(1)$ points by Lemma 1.1. Therefore, if \mathcal{D}_1 fails to find the answer, we can simply report the $O(1)$ points contained in Γ_q and find the closest-pair by brute-force. The range-reporting is done by point location in the $\leq k$ -level of a pseudo-disc arrangement. These are our main contributions for this part.

2 Translation RCP queries for polygons

Let Γ be a fixed polygon (possibly with holes). Assume the boundary of Γ has no self-intersection². We investigate the \mathcal{L}_Γ -RCP problem (where the closest-pair is in terms of the Euclidean metric). Throughout

¹We say two pairs (a, b) and (a', b') cross if the segments $[a, b]$ and $[a', b']$ cross.

²That is, the outer boundary and the boundaries of holes are disjoint simple cycles.

this section, $O(\cdot)$ hides constants depending on Γ . Our main result is the following theorem, to prove which is the goal of this section.

Theorem 2.1 *Let Γ be a fixed polygon (possibly with holes) in \mathbb{R}^2 . Then there is an $O(n)$ -space \mathcal{L}_Γ -RCP data structure with $O(\log n)$ query time.*

Let S be the given dataset in \mathbb{R}^2 of size n . Suppose for convenience that the pairwise distances of the points in S are distinct (so the closest-pair in any subset of S is unique).

2.1 Reduction to (co-)wedge translation queries

Our first step is to reduce a Γ -translation RCP query to several wedge/co-wedge translation RCP queries and a range-reporting query. For a vertex v of Γ (either on the outer boundary or on the boundary of a hole), we define a wedge (or co-wedge) W^v as follows. Consider the two edges adjacent to v in Γ . These two edges define two (explementary) angles at v , one of which (say σ) corresponds to the interior of Γ (while the other corresponds to the exterior of Γ). Let W^v be the (co-)wedge defined by σ depending on whether $\sigma < \pi$ or $\sigma > \pi$.

Let $\mathcal{W}_\Gamma = \{W^v : v \text{ is a vertex of } \Gamma\}$. Without loss of generality, suppose that the outer boundary of Γ consists of at least four edges, and so does the boundary of each hole³; with this assumption, no three edges of Γ are pairwise adjacent. For two edges e and e' of Γ , let $\text{dist}(e, e')$ denote the minimum distance between one point on e and one point on e' . Define $\delta = \min\{\text{dist}(e, e') : e \text{ and } e' \text{ are non-adjacent edges of } \Gamma\}$. Clearly, δ is a positive constant depending on Γ only. Let \square be a square of side-length less than $\delta/\sqrt{2}$. Due to the choice of δ , for any $q \in \mathbb{R}^2$, \square cannot intersect two non-adjacent edges of Γ_q . It follows that \square intersects at most two edges of Γ_q (as no three edges of Γ are pairwise adjacent); moreover, if \square intersects two edges, they must be adjacent. Thus, $\square \cap \Gamma_q = \square \cap W_q$ for some $W \in \mathcal{W}_\Gamma$.

For a decomposable range-search problem (e.g. range reporting) on S , the above simple observation already allows us to reduce a Γ -translation query to (co-)wedge translation queries (roughly) as follows. Let G be a grid of width $\delta/2$ on the plane. For a cell \square of G , we define $S_\square = S \cap \square$. Due to the decomposability of the problem, to answer a query Γ_q on S , it suffices to answer the query Γ_q on S_\square for all \square that intersect Γ_q . Since each cell \square of G is a square of side-length $\delta/2$ (which is smaller than $\delta/\sqrt{2}$), we have $\square \cap \Gamma_q = \square \cap W_q$ for some $W \in \mathcal{W}_\Gamma$ and thus $S_\square \cap \Gamma_q = S_\square \cap W_q$. In other words, the query Γ_q on each S_\square is equivalent to a (co-)wedge translation query for some (co-)wedge $W \in \mathcal{W}_\Gamma$. Applying this idea to range-reporting, we conclude the following.

Lemma 2.2 *There exists an $O(n)$ -space range-reporting data structure for Γ -translation queries, which has an $O(\log n + k)$ query time, where k is the number of the reported points.*

However, the above argument fails for a non-decomposable range-search problem, since when the problem is non-decomposable, we are not able to recover efficiently the global answer even if the answer in each cell is known. Unfortunately, our RCP problem belongs to this category. Therefore, more work is required to do the reduction. We shall take advantage of our observation in Lemma 1.1. We still lay a planar grid G . But this time, we set the width of G to be $\delta/4$. A *quad-cell* \boxplus of G is a square consisting of 2×2 adjacent cells of G . For a quad-cell \boxplus of G , let $S_{\boxplus} = S \cap \boxplus$. Note that the side-length of a quad-cell of G is $\delta/2$, and each cell of G is contained in exactly four quad-cells of G , so is each point in S . Consider a query range $\Gamma_q \in \mathcal{L}_\Gamma$. The following observation follows from Lemma 1.1.

Lemma 2.3 *For a quad-cell \boxplus of G such that $|S_{\boxplus} \cap \Gamma_q| \geq 2$, let ϕ_{\boxplus} be the closest-pair in $S_{\boxplus} \cap \Gamma_q$. Define ϕ^* as the shortest element among all ϕ_{\boxplus} . If the length of ϕ^* is at most $\delta/4$, then ϕ^* is the closest-pair in $S \cap \Gamma_q$; otherwise $|S \cap \Gamma_q| = O(1)$.*

Using the above observation, we are able to do the reduction.

Theorem 2.4 *Let $f, g : \mathbb{N} \rightarrow \mathbb{N}$ be increasing functions where $f(a + b) \geq f(a) + f(b)$. If for any $W \in \mathcal{W}_\Gamma$ there is an $O(f(n))$ -space \mathcal{L}_W -RCP data structure with $O(g(n))$ query time, then there is an $O(f(n) + n)$ -space \mathcal{L}_Γ -RCP data structure with $O(g(n) + \log n)$ query time.*

³If this is not the case, we can add a new vertex at the midpoint of each edge to “break” it into two.

Proof. For a quad-cell \boxplus of G , let m_{\boxplus} be the number of the points in S_{\boxplus} . First, we notice that there are $O(n)$ quad-cells \boxplus of G such that $m_{\boxplus} > 0$ since each point in S is contained in at most four quad-cells; we call them *nonempty* quad-cells. For each nonempty quad-cell \boxplus and each $W \in \mathcal{W}_\Gamma$, we build an \mathcal{L}_W -RCP data structure on S_{\boxplus} ; by assumption, this data structure uses $O(f(m_{\boxplus}))$ space. Now observe that $m_{\boxplus} \leq n$ for all \boxplus and $\sum m_{\boxplus} \leq 4n$. From the condition $f(a+b) \geq f(a) + f(b)$, it follows that $\sum f(m_{\boxplus}) = O(f(n))$. Since $|\mathcal{W}_\Gamma| = O(1)$, the total space cost of these data structures is $O(f(n))$. Besides these data structures, we also build a range-reporting data structure on S for Γ -translation queries. As argued in Lemma 2.2, this data structure uses $O(n)$ space.

To answer a query $\Gamma_q \in \mathcal{L}_\Gamma$, we first find all nonempty quad-cells of G that intersect Γ_q . The number of these quad-cells is $O(1)$, as it is bounded by $O(\Delta^2/\delta^2)$ where Δ is the diameter of Γ . These quad-cells can be found in $O(\log n)$ time (see [19]). For each such quad-cell \boxplus , we find $W \in \mathcal{W}_\Gamma$ such that $\boxplus \cap \Gamma_q = \boxplus \cap W_q$ and query the \mathcal{L}_W -RCP data structure built on S_{\boxplus} to obtain the closest-pair ϕ_{\boxplus} in $S_{\boxplus} \cap \Gamma_q$, which takes $O(g(m_{\boxplus}))$ time. Since only $O(1)$ quad-cells are considered, the time for this step is $O(g(n))$. Once these ϕ_{\boxplus} are computed, we take the shortest element ϕ^* among them. If the length of ϕ^* is at most $\delta/4$, then ϕ^* is the closest-pair in $S \cap \Gamma_q$ by Lemma 2.3 and we just report ϕ^* . Otherwise, $|S \cap \Gamma_q| = O(1)$ by Lemma 2.3. We then compute the $O(1)$ points in $S \cap \Gamma_q$ using the range-reporting data structure, and compute the closest-pair in $S \cap \Gamma_q$ by brute-force (in constant time). Since the query time of the range-reporting data structure is $O(\log n + k)$ and $k = O(1)$ here, the overall query time is $O(g(n) + \log n)$, as desired. \square

By the above theorem, it now suffices to give efficient RCP data structures for wedge and co-wedge translation RCP queries. We resolve these problems in the following two sections.

2.2 Handling wedge translation queries

Let W be a fixed wedge in \mathbb{R}^2 and $\theta \in (0, \pi)$ be the angle of W . We denote by r and r' the two branches of W . For convenience, assume the vertex of W is the origin, and thus the vertex of a W -translate W_p is the point p . In this section, we shall give an $O(n)$ -space \mathcal{L}_W -RCP data structure with $O(\log n)$ query time.

The key ingredient of our result is a nontrivial linear upper bound for the number of the candidate pairs in S with respect to \mathcal{L}_W . This generalizes a result in [9], and requires a much more technical proof. Before working on the proof, we first establish an easy fact.

Lemma 2.5 *Let $A \subseteq \mathbb{R}^2$ be a finite set. There exists a (unique) smallest W -translate (under the \subseteq -order) that contains A . Furthermore, a W -translate is the smallest W -translate containing A iff it contains A and its two branches both intersect A .*

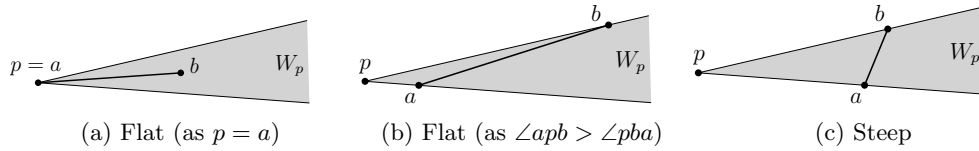


Figure 2: Examples of flat and steep pairs (the wedge W_p shown in the figures is the smallest W -translate containing $\{a, b\}$ described in Lemma 2.5).

We notice that if $\phi = (a, b)$ is a pair of points in S and W_p is the smallest W -translate containing $\{a, b\}$ described in Lemma 2.5, then $\phi \in \Phi(S, \mathcal{L}_W)$ iff ϕ is the closest-pair in $S \cap W_p$. Using Lemma 2.5, we define the following notions.

Definition 2.6 *Let $\phi = (a, b)$ be a pair of points in \mathbb{R}^2 , and W_p be the smallest W -translate containing $\{a, b\}$ described in Lemma 2.5. If $p \notin \{a, b\}$ and the smallest angle of the triangle Δpab is $\angle apb$, then we say ϕ is **steep**; otherwise, we say ϕ is **flat**. See Figure 2 for examples.*

Our first observation is the following.

Lemma 2.7 *If two candidate pairs $\phi, \phi' \in \Phi(S, \mathcal{L}_W)$ cross, then either ϕ or ϕ' is steep.*

Proof. Suppose $\phi = (a, b)$ and $\phi' = (a', b')$. Since ϕ and ϕ' cross, by Lemma 1.2 there exists some $W_t \in \mathcal{L}_W$ whose intersection with $\{a, b, a', b'\}$ is either $\{a, b\}$ or $\{a', b'\}$; assume $W_t \cap \{a, b, a', b'\} = \{a, b\}$. Let $p \in \mathbb{R}^2$ be the point such that W_p is the smallest W -translate containing $\{a, b\}$. It follows that $W_p \cap \{a, b, a', b'\} = \{a, b\}$, because $W_p \subseteq W_t$. Let c be the intersection point of the segments $[a, b]$ and $[a', b']$. Since $a, b \in W_p$ and W_p is convex, $c \in W_p$. The two endpoints a', b' of the segment $[a', b']$ are not contained in W_p (by assumption), but $c \in W_p$. Hence, the segment $[a', b']$ intersects the boundary of W_p at two points, say a^* and b^* ; assume

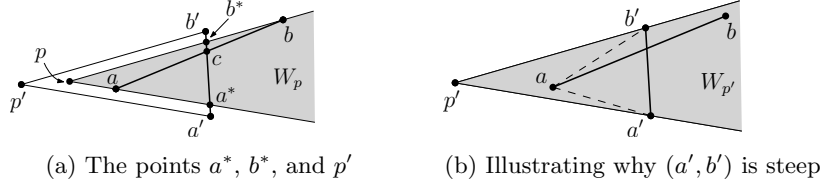


Figure 3: Illustrating Lemma 2.7.

a^* (resp., b^*) is the point adjacent to a' (resp., b'). Clearly, there exists a unique point $p' \in \mathbb{R}^2$ such that $\Delta pa^*b^* \subseteq \Delta p'a'b'$ and Δpa^*b^* is similar to $\Delta p'a'b'$. See Figure 3a. It is easy to see that $W_{p'}$ is the smallest W -translate containing $\{a', b'\}$. Indeed, $W_{p'}$ just corresponds to the angle $\angle a'p'b'$, so a' and b' lie on the two branches of $W_{p'}$ respectively (see Figure 3b). Thus, by the criterion given in Lemma 2.5, $W_{p'}$ is the smallest W -translate containing $\{a', b'\}$. Now we have $p \in W_{p'}$, which implies $W_p \subseteq W_{p'}$ and $a, b, a', b' \in W_{p'}$. Since the segments $[a, b]$ and $[a', b']$ cross, one of a and b must lie in the triangle $\Delta p'a'b'$, say $a \in \Delta p'a'b'$. Note that $\phi' = (a', b')$ is the closest-pair in $W_{p'}$, thus $\text{dist}(a', b') < \text{dist}(a, a')$ and $\text{dist}(a', b') < \text{dist}(a, b')$. It follows that $\angle a'ab' < \angle ab'a'$ and $\angle a'ab' < \angle aa'b'$. We further observe that $\angle aa'b' < \angle p'a'b'$ and $\angle ab'a' < \angle p'b'a'$, and hence $\angle a'ab' > \angle a'p'b'$. Thus, we have $\angle a'p'b' < \angle p'a'b'$ and $\angle a'pb' < \angle p'b'a'$, i.e., $\angle a'p'b'$ is the smallest angle of the triangle $\Delta p'a'b'$. As a result, ϕ' is steep. \square

Lemma 2.7 implies that the flat candidate pairs in $\Phi(S, \mathcal{L}_W)$ do not cross each other. Therefore, the segments corresponding to the flat candidate pairs are edges of a planar graph with vertices in S , which gives a linear upper bound for the number of flat candidate pairs.

It now suffices to bound the number of steep candidate pairs in $\Phi(S, \mathcal{L}_W)$. Unfortunately, two steep candidate pairs (or even one steep candidate pair and one flat candidate pair) can cross, making the above non-crossing argument fail. Therefore, we need some new ideas.

Definition 2.8 Two pairs $\phi, \phi' \in \Phi(S, \mathcal{L}_W)$ are **adjacent** if we can write $\phi = (a, b)$ and $\phi' = (a', b')$ such that $b \neq b'$; we call $\angle bab'$ the **angle** between ϕ and ϕ' , denoted by $\text{ang}(\phi, \phi')$.

Lemma 2.9 For adjacent $\phi, \phi' \in \Phi(S, \mathcal{L}_W)$, if ϕ and ϕ' are both steep, then $\text{ang}(\phi, \phi') \geq \theta$.

Proof. Since ϕ and ϕ' are adjacent, we can write $\phi = (a, b)$ and $\phi' = (a', b')$. Let $p \in \mathbb{R}^2$ be the point such that W_p is the smallest W -translate containing $\{a, b, b'\}$ described in Lemma 2.5. We first notice that $p \notin \{a, b, b'\}$. Indeed, if $p \in \{a, b\}$, then W_p is the smallest W -translate containing $\{a, b\}$ by the criterion given in Lemma 2.5. However, $\phi = (a, b)$ is steep by assumption, hence $p \notin \{a, b\}$, which results in a contradiction. So we have $p \notin \{a, b\}$. For the same reason, we have $p \notin \{a, b'\}$ and thus $p \notin \{a, b, b'\}$. We denote by r_p and r'_p the r -branch and r' -branch of W_p , respectively. To prove the lemma, we consider two cases separately: a is on the boundary of W_p or a is in the interior of W_p .

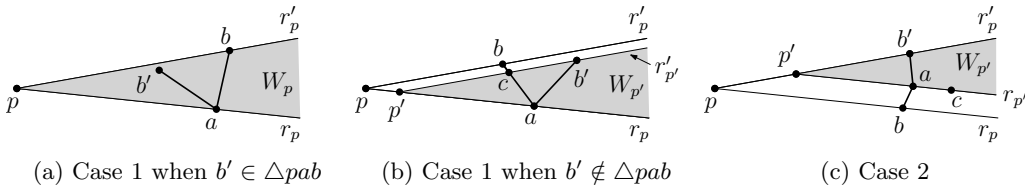


Figure 4: An illustration of the proof of Lemma 2.9.

[**Case 1**] Assume a is on the boundary of W_p . Since $p \notin \{a, b, b'\}$, we have $a \neq p$. Thus a must lie on exactly one of r_p and r'_p , say $a \in r_p$. Because W_p is the smallest W -translate containing $\{a, b, b'\}$, one of b and b' must lie on r'_p , by the criterion given in Lemma 2.5. Without loss of generality, assume $b \in r'_p$. Using the criterion in Lemma 2.5 again, we see that W_p is also the smallest W -translate containing $\{a, b\}$. Thus, ϕ is the closest-pair in $S \cap W_p$ and in particular we have $\text{dist}(a, b) < \text{dist}(b, b')$. It follows that $\angle ab'b < \angle bab' = \text{ang}(\phi, \phi')$. If $b' \in \Delta pab$, we are done, because in this case we have $\angle ab'b \geq \angle apb = \theta$ and thus $\text{ang}(\phi, \phi') = \angle bab' > \angle ab'b \geq \angle apb = \theta$. See Figure 4a for an illustration of this case. Next, assume $b' \notin \Delta pab$. This case is presented in Figure 4b. Let $p' \in \mathbb{R}^2$ be the point such that $W_{p'}$ is the smallest W -translate containing $\{a, b'\}$; thus, we have $W_{p'} \subseteq W_p$ and in particular $p' \in W_p$. Furthermore, p' must lie on the segment $[p, a]$, as $a \in W_{p'}$. Since $\phi' = (a, b')$ is steep, a and b' lie on the two branches of $W_{p'}$ respectively, and $\angle p'b'a > \angle ap'b' = \theta$. Clearly, b' lies on the r' -branch of $W_{p'}$, which we denote by $r'_{p'}$. Let c be the intersection point of $r'_{p'}$ and the segment $[a, b]$. See Figure 4b. We then have

$$\angle ab'b = \angle ab'c + \angle cb'b \geq \angle ab'c = \angle pb'a > \angle ap'b' = \theta.$$

Using the fact $\angle ab'b < \angle bab' = \text{ang}(\phi, \phi')$ obtained before, we conclude $\text{ang}(\phi, \phi') \geq \theta$.

[**Case 2**] Assume a is in the interior of W_p . This case is presented in Figure 4c. By the criterion given in Lemma 2.5, both r_p and r'_p intersect $\{a, b, b'\}$. Since $p \notin \{a, b, b'\}$ and $a \notin \partial W_p$, b and b' must lie on the two branches of W_p respectively, say $b \in r_p$ and $b' \in r'_p$. Let $p' \in \mathbb{R}^2$ be the point such that $W_{p'}$ is the smallest W -translate containing $\{a, b'\}$; thus, we have $W_{p'} \subseteq W_p$ and in particular $p' \in W_p$. Furthermore, p' must lie on the segment $[p, b']$, as $b' \in W_{p'}$. Since $\phi' = (a, b')$ is steep, a and b' are on the two branches of $W_{p'}$ respectively, and $\angle p'ab' > \angle ap'b' = \theta$. Clearly, a lies on the r -branch of $W_{p'}$, which we denote by $r_{p'}$. Take a point $c \in r_{p'}$ such that a lies on the segment $[p', c]$. See Figure 4c. Consider the two supplementary angles $\angle p'ab'$ and $\angle b'ac$. We have $\angle p'ab' > \theta$ as argued before. Also, we have $\angle b'ac > \theta$, because $\angle b'ac = \angle ap'b' + \angle p'b'a$ and $\angle ap'b' = \theta$. Note that the segments $[a, b']$ and $[a, b]$ are on opposite sides of $r_{p'}$. Therefore, either $\angle bab' = \angle p'ab' + \angle p'ab$ or $\angle bab' = \angle b'ac + \angle bac$. In either of the two cases, we have $\text{ang}(\phi, \phi') = \angle bab' > \theta$ because $\angle p'ab' > \theta$ and $\angle b'ac > \theta$. \square

For a point $a \in S$, consider the subset $\Psi_a \subseteq \Phi(S, \mathcal{L}_W)$ consisting of all steep candidate pairs having a as one point. We claim $|\Psi_a| = O(1)$. Suppose $\Psi_a = \{\psi_1, \dots, \psi_r\}$ where $\psi_i = (a, b_i)$ and b_1, \dots, b_r are sorted in polar-angle order around a . By Lemma 2.9, $\text{ang}(\psi_i, \psi_j) \geq \theta$ for any distinct $i, j \in \{1, \dots, r\}$. Since $\sum_{i=1}^{r-1} \text{ang}(\psi_i, \psi_{i+1}) \leq 2\pi$, we have $r \leq 2\pi/\theta + 1 = O(1)$. As such, $\sum_{a \in S} |\Psi_a| = O(n)$, implying that the number of steep candidate pairs is linear. As the numbers of flat and steep candidate pairs are both linear, we conclude the following.

Lemma 2.10 $|\Phi(S, \mathcal{L}_W)| = O(n)$, where $n = |S|$.

Suppose $\Phi(S, \mathcal{L}_W) = \{\phi_1, \dots, \phi_m\}$ where $\phi_i = (a_i, b_i)$ and ϕ_1, \dots, ϕ_m are sorted in increasing order of their lengths. We have $m = O(n)$ by Lemma 2.10. Now we only need a data structure which can report, for a query $W_q \in \mathcal{L}_W$, the smallest i such that $a_i, b_i \in W_q$ (note that ϕ_i is the closest-pair in $S \cap W_q$). We design this data structure as follows. Let $\tilde{W} = \{(x, y) : (-x, -y) \in W\}$, which is a wedge obtained by rotating W around the origin with angle π . For a point $p \in \mathbb{R}^2$, it is clear that $a_i, b_i \in W_p$ iff $p \in \tilde{W}_{a_i} \cap \tilde{W}_{b_i}$. Since the intersection of finitely many \tilde{W} -translates is a \tilde{W} -translate, we may write $\tilde{W}_{a_i} \cap \tilde{W}_{b_i} = \tilde{W}_{c_i}$ for some $c_i \in \mathbb{R}^2$. It follows that ϕ_i is contained in W_p iff $p \in \tilde{W}_{c_i}$. By successively overlaying $\tilde{W}_{c_1}, \dots, \tilde{W}_{c_m}$, we obtain a planar subdivision whose cells are $\Sigma_1, \dots, \Sigma_m$ where $\Sigma_i = \tilde{W}_{c_i} \setminus \bigcup_{j=1}^{i-1} \tilde{W}_{c_j}$. This subdivision has $O(m)$ complexity as overlaying a new \tilde{W} -translate can create at most two new vertices. The answer for a query W_q is i iff $q \in \Sigma_i$. Therefore, the problem can be solved by building on the subdivision an $O(m)$ -space point-location data structure with $O(\log m)$ query time. Since $m = O(n)$, we have the following conclusion.

Theorem 2.11 *There is an $O(n)$ -space \mathcal{L}_W -RCP data structure with $O(\log n)$ query time.*

2.3 Handling co-wedge translation queries

Let C be a fixed co-wedge in \mathbb{R}^2 and W be the *complementary* wedge of C , i.e., the closure of $\mathbb{R}^2 \setminus C$. We denote by r and r' the two branches of C (and also of W). For convenience, assume $r = \{(t, 0) : t \geq 0\}$ and

$r' = \{(\alpha t, t) : t \geq 0\}$ for some $\alpha \in \mathbb{R}$. With this assumption, the vertex of C (resp., W) is the origin and the vertex of C_p (resp., W_p) is p for all $p \in \mathbb{R}^2$. In this section, we present an $O(n)$ -space \mathcal{L}_C -RCP data structure with $O(\log n)$ query time.

Similar to the wedge case, the key step here is to establish a linear upper bound for $|\Phi(S, \mathcal{L}_C)|$. However, the techniques used here are very different. First of all, we exclude from $\Phi(S, \mathcal{L}_C)$ the candidate pairs with respect to halfplanes. Let \mathcal{H} be the collection of halfplanes, and $\Phi^* = \Phi(S, \mathcal{L}_C) \setminus \Phi(S, \mathcal{H})$. It was shown in [1] that $|\Phi(S, \mathcal{H})| = O(n)$. Therefore, it suffices to prove that $|\Phi^*| = O(n)$. For a pair $\phi = (a, b) \in \Phi^*$, define its *associated* C -translate, $\text{Ass}(\phi)$, as the smallest W -translate containing $\{a, b\}$ (Lemma 2.5). The pairs in Φ^* and their associated C -translates has the following property.

Lemma 2.12 *Let $\phi = (a, b) \in \Phi^*$ and $C_p = \text{Ass}(\phi) \in \mathcal{L}_C$. Then $p \notin \{a, b\}$ and a, b lie on the two branches of C_p respectively. Furthermore, ϕ is the closest-pair in $S \cap C_p$.*

Consider a pair $\phi \in \Phi^*$ and its associated C -translate $C_p = \text{Ass}(\phi)$. By Lemma 2.12, one point of ϕ lies on the r -branch of C_p and the other lies on the r' -branch of C_p ; we call them the r -point and r' -point of ϕ , respectively. Let $R \subseteq S$ (resp., $R' \subseteq S$) be the subset consisting of all the r -points (resp., r' -points) of the pairs in Φ^* .

Lemma 2.13 *We have $R \cap R' = \emptyset$, and thus the graph $G = (S, \Phi^*)$ is bipartite.*

For a pair $\phi = (a, b) \in \Phi^*$ where $a \in R$ and $b \in R'$, we define a vector $\mathbf{v}_\phi = \overrightarrow{ab}$. Our key lemma is the following. Let $\text{ang}(\cdot, \cdot)$ denote the angle between two vectors.

Lemma 2.14 *Let $\Psi \subseteq \Phi^*$ be a subset such that $\text{ang}(\mathbf{v}_\psi, \mathbf{v}_{\psi'}) \leq \pi/4$ for all $\psi, \psi' \in \Psi$. Then the graph $G_\Psi = (S, \Psi)$ is acyclic, and in particular $|\Psi| = O(n)$.*

Proof. Suppose there is a cycle in G_Ψ . Let $\psi = (a, a')$ be the shortest edge in the cycle where $a \in R$ and $a' \in R'$. Let $\psi_1 = (b, a') \in \Psi$ and $\psi_2 = (a, b') \in \Psi$ be the two adjacent edges of ψ in the cycle (so $b \in R$ and $b' \in R'$). Then $|\psi| < |\psi_1|$ and $|\psi| < |\psi_2|$. Let C_p, C_{p_1}, C_{p_2} be the associated C -translates of ψ, ψ_1, ψ_2 , respectively. Since $r = \{(t, 0) : t \geq 0\}$ is a horizontal ray by our assumption, b and p_1 have the same y -coordinate (as b is on the r -branch of C_{p_1}). Similarly, a, p, p_2 have the same y -coordinate. See Figure 5 for an illustration. We first show that $C_{p_1} \subseteq C_p$ and $a, b, b' \in C_{p_2}$. Note that a' is on the r' -branches of both C_p and C_{p_1} . Thus, a', p, p_1 are collinear and the line through them is parallel to r' . This further implies that either $C_p \subseteq C_{p_1}$ or $C_{p_1} \subseteq C_p$. Because $|\psi| < |\psi_1|$ and ψ_1 is the closest-pair in C_{p_1} by Lemma 2.12, C_{p_1} does not contain ψ and thus $C_{p_1} \subseteq C_p$ (as C_p contains ψ by Lemma 2.12); in fact, p is on the r' -branch of C_{p_1} . It follows that p_1 is below p (since $r' = \{(\alpha t, t) : t \geq 0\}$ is an upward ray). As argued before, b has the same y -coordinate as p_1 and p_2 has the same y -coordinate as p . Hence, b is below p_2 and $b \in C_{p_2}$. We have $a, b' \in C_{p_2}$ by Lemma 2.12. Now we see $a', b, b' \in C_{p_1}$. Using the same argument symmetrically, we can prove $C_{p_2} \subseteq C_p$ and $a', b, b' \in C_{p_1}$. Because $C_{p_1} \subseteq C_p$ and $C_{p_2} \subseteq C_p$, we have $a, a', b, b' \in C_{p_1} \cup C_{p_2} \subseteq C_p$.

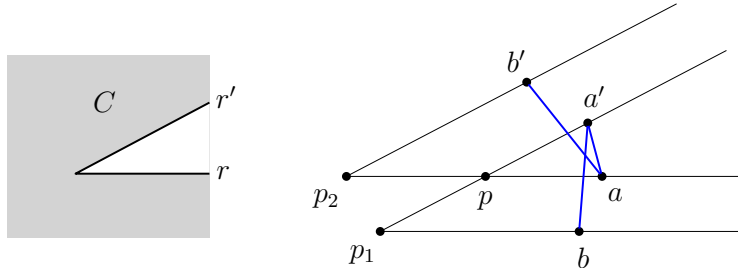


Figure 5: Illustration of the proof of Lemma 2.14

Since $a, a', b, b' \in C_p$ and ϕ is the closest-pair in C_p by Lemma 2.12, we have $|\phi| < \text{dist}(a, b)$ and hence $\angle aba' < \angle aa'b = \text{ang}(\mathbf{v}_\psi, \mathbf{v}_{\psi_1}) \leq \pi/4$. It follows that

$$\text{ang}(\overrightarrow{ba}, \mathbf{v}_\psi) \leq \text{ang}(\overrightarrow{ba}, \mathbf{v}_{\psi_1}) + \text{ang}(\mathbf{v}_\psi, \mathbf{v}_{\psi_1}) = \angle aba' + \text{ang}(\mathbf{v}_\psi, \mathbf{v}_{\psi_1}) < \pi/2.$$

From this we can further deduce that

$$\text{ang}(\overrightarrow{bb'}, \mathbf{v}_\psi) = \text{ang}(\overrightarrow{ba} + \mathbf{v}_{\psi_2}, \mathbf{v}_\psi) \leq \max\{\text{ang}(\overrightarrow{ba}, \mathbf{v}_\psi), \text{ang}(\mathbf{v}_{\psi_2}, \mathbf{v}_\psi)\} < \pi/2.$$

Next, we shall establish an inequality that contradicts the above inequality. Let l be the bisector of the segment $[b, b']$. Since $a', b, b' \in C_{p_1}$ and ψ_1 is the closest-pair in C_{p_1} , we have $\text{dist}(a', b') > \text{dist}(b, a')$, i.e., a' is on the same side of l as b . Using the same argument symmetrically, we can deduce that a is on the same side of l as b' . Since l is the bisector of $[b, b']$, this implies $\text{ang}(\overrightarrow{bb'}, \mathbf{v}_\psi) = \text{ang}(\overrightarrow{bb'}, \overrightarrow{aa'}) > \pi/2$, which is a contradiction. Therefore, we see that G_ψ is acyclic. \square

With the above lemma in hand, it is quite straightforward to prove $|\Phi^*| = O(n)$. We evenly separate the plane into 8 sectors K_1, \dots, K_8 around the origin. Define $\Psi_i = \{\phi \in \Phi^* : \mathbf{v}_\phi \in K_i\}$ for $i \in \{1, \dots, 8\}$. Now each Ψ_i satisfies the condition in Lemma 2.14 and thus $|\Psi_i| = O(n)$. Since $\Phi^* = \bigcup_{i=1}^8 \Psi_i$, we have $|\Phi^*| = O(n)$. Therefore, we conclude the following.

Lemma 2.15 $|\Phi(S, \mathcal{L}_C)| = O(n)$, where $n = |S|$.

Suppose $\Phi(S, \mathcal{L}_C) = \{\phi_1, \dots, \phi_m\}$ where $m = O(n)$ and ϕ_1, \dots, ϕ_m are sorted in increasing order of their lengths. Now we only need a data structure which can report, for a query $C_q \in \mathcal{L}_C$, the smallest i such that ϕ_i is contained in C_q . Similar to the wedge case, we obtain such a data structure with $O(m)$ space and $O(\log m)$ query time (see [19]).

Theorem 2.16 *There is an $O(n)$ -space \mathcal{L}_C -RCP data structure with $O(\log n)$ query time.*

Theorem 2.1 now follows from Theorem 2.4, 2.11, and 2.16.

3 Translation RCP queries for smooth convex bodies

Let Γ be a fixed convex body whose boundary is *smooth* (or *smooth convex body*), that is, through each point on the boundary there is a unique tangent line to Γ . Assume we can compute in $O(1)$ time, for any line l in \mathbb{R}^2 , the segment $\Gamma \cap l$. We investigate the \mathcal{L}_Γ -RCP problem (under the Euclidean metric). Throughout this section, $O(\cdot)$ hides constants depending on Γ . Our main result is the following, to prove which is the goal of this section.

Theorem 3.1 *Let Γ be a fixed smooth convex body in \mathbb{R}^2 . Then there is an $O(n \log n)$ -space \mathcal{L}_Γ -RCP data structure with $O(\log^2 n)$ query time.*

Let S be the given dataset in \mathbb{R}^2 of size n . Suppose for convenience that the pairwise distances of the points in S are distinct (so that the closest-pair in any subset of S is unique). Also, suppose that no three points in S are collinear. Our data structure is based on the two technical results presented below, both of which are of geometric interest. The first result states that sufficiently short candidate pairs do not cross when Γ is a smooth convex body.

Theorem 3.2 *Let Γ be a smooth convex body. Then there exists a constant $\tau > 0$ (depending on Γ only) such that if $(a, b), (c, d) \in \Phi(S, \mathcal{L}_\Gamma)$ are two pairs whose lengths are both at most τ , then the segments $[a, b]$ and $[c, d]$ do not cross.*

To introduce the second result, we need an important notion. For two convex bodies C, D in \mathbb{R}^2 such that $C \cap D \neq \emptyset$, we say C and D *intersect plainly* if $\partial C \cap D$ and $\partial D \cap C$ are both connected; see Figure 6 for an illustration. (The reader can intuitively understand this as “the boundaries of C and D cross each other at most twice”, but it is in fact stronger.) Note that a collection of convex bodies in \mathbb{R}^2 in which any two are disjoint or intersect plainly form a family of pseudo-discs [2]. Our second result is the following theorem.

Theorem 3.3 *Let C be a convex body in \mathbb{R}^2 , and $p_1, p_2, p'_1, p'_2 \in \mathbb{R}^2$ be four points (not necessarily distinct) such that $I^\circ \neq \emptyset$ and $I'^\circ \neq \emptyset$, where $I = C_{p_1} \cap C_{p_2}$ and $I' = C_{p'_1} \cap C_{p'_2}$. Suppose that any three of p_1, p_2, p'_1, p'_2 are not collinear unless two of them coincide. If the segments $[p_1, p_2], [p'_1, p'_2]$ do not cross and $I \cap I' \neq \emptyset$, then I and I' intersect plainly.*

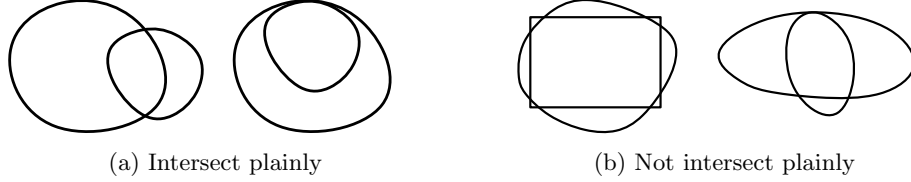


Figure 6: An illustration the concept of “intersect plainly”

Figure 7 gives an illustration of Theorem 3.3 in the case where C is a disc. Note that, even for the disc-case, without the condition that $[p_1, p_2], [p'_1, p'_2]$ do not cross, one can easily construct a counterexample in which I and I' do not intersect plainly.

In what follows, we first assume the correctness of the two theorems and present our \mathcal{L}_Γ -RCP data structure. The proofs of the theorems will appear later in Section 3.3. Our data structure consists of two parts \mathcal{D}_1 and \mathcal{D}_2 where \mathcal{D}_1 handles the queries for which the length of the answer (closest-pair) is “short” and \mathcal{D}_2 handles the queries for which the answer is “long”.

3.1 Handling short-answer queries

We describe the first part \mathcal{D}_1 of our data structure. Let $\tau > 0$ be the constant in Theorem 3.2 such that any two candidate pairs of lengths at most τ do not cross. For a query $\Gamma_q \in \mathcal{L}_\Gamma$, \mathcal{D}_1 reports the closest-pair in $S \cap \Gamma_q$ if its length is at most τ , and reports nothing otherwise.

Let $\Phi_{\leq \tau} \subseteq \Phi(S, \mathcal{L}_\Gamma)$ be the sub-collection consisting of the candidate pairs of lengths at most τ , and suppose $m = |\Phi_{\leq \tau}|$. We have $m = O(n)$, because the graph $G = (S, \Phi_{\leq \tau})$ is planar by Theorem 3.2. Define $\tilde{\Gamma} = \{(x, y) \in \mathbb{R}^2 : (-x, -y) \in \Gamma\}$. For a pair $\theta = (a, b) \in \Phi_{\leq \tau}$, we write $I^\theta = \tilde{\Gamma}_a \cap \tilde{\Gamma}_b$. Then θ is contained in a query range $\Gamma_q \in \mathcal{L}_\Gamma$ iff $q \in I^\theta$.

In order to design \mathcal{D}_1 , we first introduce a so-called *membership* data structure (MDS). Let $\Psi = \{\theta_1, \dots, \theta_r\} \subseteq \Phi_{\leq \tau}$ and $U = \bigcup_{\theta \in \Psi} I^\theta$. An MDS on Ψ can decide, for a given $\Gamma_q \in \mathcal{L}_\Gamma$, whether Γ_q contains a pair in Ψ or not. As argued before, Γ_q contains a pair in Ψ iff $q \in U$. Thus, to have an MDS on Ψ , it suffices to have a data structure that can decide if a given point is in U . By Theorem 3.2, the segments corresponding to any two pairs θ_i, θ_j do not cross each other. Also, no three points in S are collinear by assumption. Thus, by Theorem 3.3, I^{θ_i} and I^{θ_j} intersect plainly for any $i, j \in \{1, \dots, r\}$ such that $I^{\theta_i} \cap I^{\theta_j} \neq \emptyset$. It follows that $\{I^{\theta_1}, \dots, I^{\theta_r}\}$ is a family of pseudo-discs [2], and hence the complexity of their union U is $O(r)$ by [11]. As such, optimal point location data structures (e.g., [7, 12]) can be applied to decide whether a point is contained in U in $O(\log r)$ time, using $O(r)$ space. We remark that, although the edges defining the boundary of U are not line-segments (existing point-location results we know of work on polygonal subdivisions), each edge is a connected portion of $\partial \tilde{\Gamma}$ and hence can be decomposed into constant number of “fragments” that are both x -monotone and y -monotone. Recall our assumption that we can compute (in constant time) $\Gamma \cap l$ for any line l in \mathbb{R}^2 , and thus also $\tilde{\Gamma} \cap l$ for any line l . With this assumption, the existing data structures

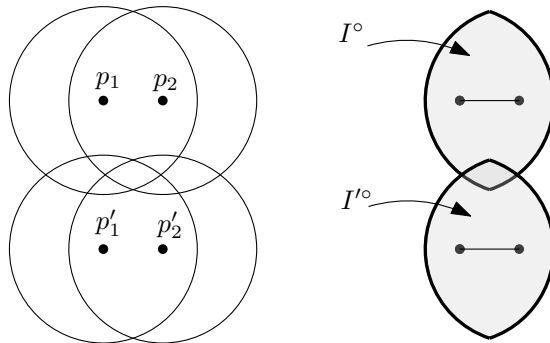


Figure 7: Illustration of Theorem 3.3 when C is a disc

[7, 12] can be generalized straightforwardly for our purpose. Thus, we have an MDS on Ψ with $O(r)$ space and $O(\log r)$ query time, which we denote by $\mathcal{M}(\Psi)$.

With the MDS in hand, we can now design \mathcal{D}_1 . For a sub-collection $\Psi = \{\theta_1, \dots, \theta_r\} \subseteq \Phi_{\leq \tau}$ where $\theta_1, \dots, \theta_r$ are sorted in increasing order of their lengths, let $\mathcal{D}_1(\Psi)$ be a data structure defined as follows. If $r = 1$, then $\mathcal{D}_1(\Psi)$ simply stores the only pair $\theta_1 \in \Psi$. If $r > 1$, let $\Psi_1 = \{\theta_1, \dots, \theta_{\lfloor r/2 \rfloor}\}$ and $\Psi_2 = \{\theta_{\lfloor r/2 \rfloor + 1}, \dots, \theta_r\}$. Then $\mathcal{D}_1(\Psi)$ consists of three parts: $\mathcal{D}_1(\Psi_1)$, $\mathcal{D}_1(\Psi_2)$, and \mathcal{M}_{Ψ_1} , where $\mathcal{D}_1(\Psi_1)$ and $\mathcal{D}_1(\Psi_2)$ are defined recursively. We show that we can use $\mathcal{D}_1(\Psi)$ to find, for a query $\Gamma_q \in \mathcal{L}_\Gamma$, the shortest pair $\theta^* \in \Psi$ contained in Γ_q . We first query $\mathcal{M}(\Psi_1)$ to see if Γ_q contains a pair in Ψ_1 . If so, θ^* must be in Ψ_1 , so we recursively query $\mathcal{D}_1(\Psi_1)$ to find it. Otherwise, we recursively query $\mathcal{D}_1(\Psi_2)$. In this way, we can eventually find θ^* . Now we simply define $\mathcal{D}_1 = \mathcal{D}_1(\Phi_{\leq \tau})$.

The space and query time of \mathcal{D}_1 can be bounded by a direct analysis. Define $\text{sp}(r)$ and $\text{qt}(r)$ as the maximum space and query time of $\mathcal{D}_1(\Psi)$ for any sub-collection $\Psi \subseteq \Phi_{\leq \tau}$ with $|\Psi| = r$, respectively. We show that $\text{sp}(r) = O(r \log r)$ and $\text{qt}(r) = O(\log^2 r)$. Let $\Psi = \{\theta_1, \dots, \theta_r\} \subseteq \Phi_{\leq \tau}$ where $\theta_1, \dots, \theta_m$ are sorted in increasing order of their lengths. Write $\Psi_1 = \{\theta_1, \dots, \theta_{\lfloor r/2 \rfloor}\}$ and $\Psi_2 = \{\theta_{\lfloor r/2 \rfloor + 1}, \dots, \theta_m\}$. Recall that $\mathcal{D}_1(\Psi)$ consists of three parts: $\mathcal{D}_1(\Psi_1)$, $\mathcal{D}_1(\Psi_2)$, and $\mathcal{M}(\Psi_1)$. We know that the space of $\mathcal{M}(\Psi_1)$ is $O(r)$, which implies the recurrence

$$\text{sp}(r) \leq 2 \cdot \text{sp}(r/2) + O(r).$$

The above recurrence solves to $\text{sp}(r) = O(r \log r)$. To analyze the query time, we recall the query process of $\mathcal{D}_1(\Psi)$. When querying $\mathcal{D}_1(\Psi)$, we first query $\mathcal{M}(\Psi_1)$ and then query either $\mathcal{D}_1(\Psi_1)$ or $\mathcal{D}_1(\Psi_2)$. We know that the query time of $\mathcal{M}(\Psi_1)$ is $O(\log r)$, which implies the recurrence

$$\text{qt}(r) \leq \text{qt}(r/2) + O(\log r).$$

The above recurrence solves to $\text{qt}(r) = O(\log^2 r)$. Since $\mathcal{D}_1 = \mathcal{D}_1(\Phi_{\leq \tau})$, we conclude that the space of \mathcal{D}_1 is $O(m \log m)$ and the query time of \mathcal{D}_1 is $O(\log^2 m)$ where $m = |\Phi_{\leq \tau}|$.

3.2 Handling long-answer queries

If \mathcal{D}_1 fails to answer the query Γ_q , then the length of the closest-pair in $S \cap \Gamma_q$ is greater than τ . In this case, we shall use the second part \mathcal{D}_2 of our data structure to answer the query. \mathcal{D}_2 simply reports all the points in $S \cap \Gamma_q$ and computes the closest-pair by brute-force. Since the length of the closest-pair in $S \cap \Gamma_q$ is greater than τ , we have $|S \cap \Gamma_q| = O(1)$ by Lemma 1.1 and hence computing the closest-pair takes $O(1)$ time. In order to do reporting, we consider the problem in the dual setting. Again, define $\tilde{\Gamma} = \{(x, y) \in \mathbb{R}^2 : (-x, -y) \in \Gamma\}$. Clearly, for any $a \in \mathbb{R}^2$, $a \in \Gamma_q$ iff $q \in \tilde{\Gamma}_a$. Thus, the problem is equivalent to reporting the ranges in $\mathcal{S} = \{\tilde{\Gamma}_a : a \in S\}$ that contain q . Define the *depth*, $\text{dep}(p)$, of a point $p \in \mathbb{R}^2$ as the number of the ranges in \mathcal{S} containing p . Let \mathcal{A} be the arrangement of the ranges in \mathcal{S} , and k be a sufficiently large constant. The $\leq k$ -level of \mathcal{A} , denoted by $\mathcal{A}_{\leq k}$, is the sub-arrangement of \mathcal{A} contained in the region $R_{\leq k} = \{p \in \mathbb{R}^2 : \text{dep}(p) \leq k\}$. By Theorem 3.3, any two ranges $\tilde{\Gamma}_a, \tilde{\Gamma}_b \in \mathcal{S}$ intersect plainly if they intersect (setting $p_1 = p_2 = a$ and $p'_1 = p'_2 = b$ when applying Theorem 3.3), which implies that \mathcal{S} is a family of n pseudo-discs and \mathcal{A} is a pseudo-disc arrangement. So we have the following well-known lemma.

Lemma 3.4 *The complexity of $\mathcal{A}_{\leq k}$ is $O(n)$ for a constant k .*

By the above lemma, we can build a point-location data structure on $\mathcal{A}_{\leq k}$ with $O(n)$ space and $O(\log n)$ query time. Also, we associate to each cell Δ of $\mathcal{A}_{\leq k}$ the (at most k) ranges in \mathcal{S} containing Δ . Now we can report the ranges in \mathcal{S} containing q as follows. Since $|S \cap \Gamma_q| = O(1)$ and k is sufficiently large, we have $|S \cap \Gamma_q| \leq k$ and hence q is in $\mathcal{A}_{\leq k}$. Using the point-location data structure, we find in $O(\log n)$ time the cell Δ of $\mathcal{A}_{\leq k}$ containing q . Then the ranges associated to Δ are exactly those containing q . Together with our argument above, this gives us the desired data structure \mathcal{D}_2 with $O(n)$ space and $O(\log n)$ time. Combining \mathcal{D}_2 with the data structure \mathcal{D}_1 in the last section, Theorem 3.1 is proved.

3.3 Proving the technical theorems

This section is dedicated to prove Theorem 3.2 and 3.3. To this end, we first introduce some basic notions and geometric results regarding convex bodies in \mathbb{R}^2 . Let C be a convex body in \mathbb{R}^2 . For a line l in \mathbb{R}^2 , we

denote by $\text{len}_C(l)$ the length of the segment $C \cap l$. Suppose l is given by the equation $ax + by + c = 0$, then it cuts \mathbb{R}^2 into two (closed) halfplanes, $ax + by + c \geq 0$ and $ax + by + c \leq 0$ (we call them the two *sides* of l hereafter). Let H be one side of l . For a real number $t \geq 0$, define l_t as the (unique) line parallel to l satisfying $l_t \subseteq H$ and $\text{dist}(l, l_t) = t$. Suppose $\lambda = \sup\{t \geq 0 : C \cap l_t \neq \emptyset\}$ (if $\{t \geq 0 : C \cap l_t \neq \emptyset\} = \emptyset$, set $\lambda = 0$).

Definition 3.5 We say H is a *C-vanishing* (resp., *strictly C-vanishing*) side of l , if $f(t) = \text{len}_C(l_t)$ is a monotonically non-increasing (resp., decreasing) function in the domain $[0, \lambda]$.

Note that at least one side of l is *C-vanishing* due to the convexity of C . Furthermore, if $\text{len}_C(l) \geq \text{len}_C(l')$ for any line l' parallel to l , then the two sides of l are both *C-vanishing*, otherwise one side of l is strictly *C-vanishing* while the other one is not *C-vanishing*; see Figure 8 for an illustration. In particular, for any line in \mathbb{R}^2 , either its two sides are both *C-vanishing* or it has a strictly *C-vanishing* side (this observation will be used later in the proofs of the theorems). With the above definition, we can introduce our first lemma regarding the intersection of two Γ -translates.

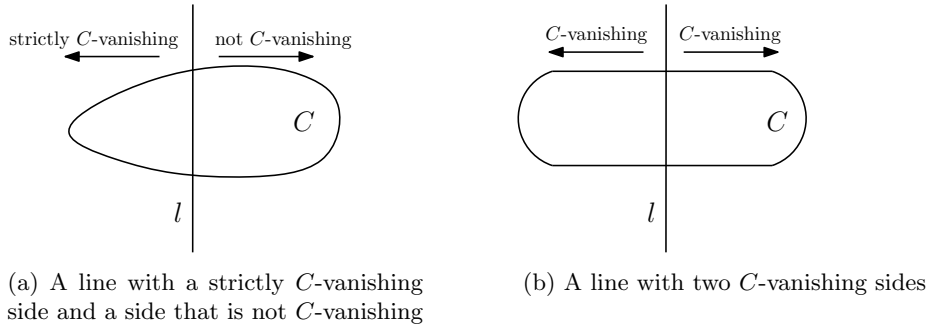


Figure 8: An illustration of “*C-vanishing*”

Lemma 3.6 Let C be a convex body in \mathbb{R}^2 and $p_1, p_2 \in \mathbb{R}^2$ be two points. Also, let $I = C_{p_1} \cap C_{p_2}$. If $I \neq \emptyset$, then C_{p_1} and C_{p_2} plainly intersect. In addition, if $I^\circ \neq \emptyset$, then there exist two distinct points $u, v \in \partial I$ and the line l through u, v such that

- (1) the two sides of l are both *I-vanishing*;
- (2) l is not parallel to the line through p_1, p_2 ;
- (3) u, v are the endpoints of the segment $I \cap l$;
- (4) the two arcs in ∂I connecting u, v are contained in ∂C_{p_1} and ∂C_{p_2} respectively.

An immediate corollary of the above lemma is presented below.

Corollary 3.7 Let C, p_1, p_2 be as in Lemma 3.6, and l be an arbitrary line in \mathbb{R}^2 .

- (1) Suppose $C_{p_1} \cap l \subsetneq C_{p_2} \cap l$ and V is a C_{p_1} -vanishing side of l . Then $C_{p_1} \cap V \subseteq C_{p_2}$.
- (2) Suppose $C_{p_1} \cap l$ is in the “interior” of $C_{p_2} \cap l$ (i.e., $C_{p_2} \cap l$ excluding both endpoints) and V is a C_{p_1} -vanishing side of l . Then $C_{p_1} \cap (V \setminus l) \subseteq C_{p_2} \setminus \partial C_{p_2}$.

The following two lemmas will be used frequently in the proof of Theorem 3.3.

Lemma 3.8 Let C, p_1, p_2 be as in Lemma 3.6 such that $I^\circ \neq \emptyset$ for $I = C_{p_1} \cap C_{p_2}$. Also, let u, v, l be the points and line satisfying the conditions in Lemma 3.6. For any point $p \in \mathbb{R}^2$ such that p, p_1, p_2 are not collinear, if $I \cap l \subseteq C_p$ (resp., $I \cap l \subseteq C_p^\circ$), then $I \subseteq C_p$ (resp., $I \subseteq C_p^\circ$).

Lemma 3.9 Let C, p_1, p_2 be as in Lemma 3.6 such that $I^\circ \neq \emptyset$ for $I = C_{p_1} \cap C_{p_2}$. Also, let u, v, l be the points and line satisfying the conditions in Lemma 3.6. For any point $p \in \mathbb{R}^2$ such that p, p_1, p_2 are not collinear, if $u, v \notin C_p^\circ$ and $I^\circ \cap C_p^\circ \neq \emptyset$, then $C_p \cap I = C_p \cap C_{p_i}$ for some $i \in \{1, 2\}$.

3.3.1 Proof of Theorem 3.2

In order to prove Theorem 3.2, we need the following key observation.

Lemma 3.10 *Let C be a smooth convex body in \mathbb{R}^2 . Then there exists a number $\tau > 0$ satisfying the following condition. For any line l with $0 < \text{len}_C(l) < \tau$ and any point $r \in C$ on a C -vanishing side of l , the distance between r and an (arbitrary) endpoint of $C \cap l$ is less than $\text{len}_C(l)$.*

Now we are able to prove Theorem 3.2. Suppose Γ is a smooth convex body in \mathbb{R}^2 . Taking $C = \Gamma$, we can find a constant τ satisfying the condition in Lemma 3.10. We claim that τ also satisfies the condition in Theorem 3.2. Suppose (a, b) and (c, d) are two candidate pairs of lengths at most τ . Assume that $[a, b]$ and $[c, d]$ cross. By Lemma 1.2, there exists $\Gamma_p \in \mathcal{L}_\Gamma$ such that $\Gamma_p \cap \{a, b, c, d\} = \{a, b\}$ or $\Gamma_p \cap \{a, b, c, d\} = \{c, d\}$. Assume $\Gamma_p \cap \{a, b, c, d\} = \{a, b\}$. Let $q \in \mathbb{R}^2$ be a point such that the closest-pair in Γ_q is (c, d) ; then $c, d \in \Gamma_q$. Let l be the line through c, d , and V be a Γ_p -vanishing side of l . See Figure 9 for an illustration of the notations. Since the segments $[a, b]$ and $[c, d]$ cross, $[c, d]$ must intersect Γ_p . But $c, d \notin \Gamma_p$, thus $\Gamma_p \cap l \subsetneq [c, d]$. Furthermore, because $[c, d] \subseteq \Gamma_q \cap l$, we have $\Gamma_p \cap l \subsetneq \Gamma_q \cap l$. This implies $\Gamma_p \cap V \subseteq \Gamma_q$ by (1) of Corollary 3.7. Note that one of a, b must be contained in $\Gamma_p \cap V$, say $b \in \Gamma_p \cap V$. Thus $b \in \Gamma_q$. We now show that $\text{dist}(b, c) < \text{dist}(c, d)$ and $\text{dist}(b, d) < \text{dist}(c, d)$. As $\Gamma_p \cap l \subsetneq [c, d]$ and the length of $[c, d]$ is at most τ , we have $\text{len}_{\Gamma_p}(l) < \tau$. We denote by c', d' the two endpoints of the segment $\Gamma_p \cap l$; see Figure 9. By Lemma 3.10, the distance from c' (or d') to any point in $\Gamma_p \cap V$ is less than $\text{len}_{\Gamma_p}(l) = \text{dist}(c', d')$. In particular, $\text{dist}(b, c') < \text{dist}(c', d')$ and $\text{dist}(b, d') < \text{dist}(c', d')$. Now $\text{dist}(b, c) \leq \text{dist}(b, c') + \text{dist}(c', c) < \text{dist}(c', d') + \text{dist}(c', c) = \text{dist}(c, d') < \text{dist}(c, d)$. For the same reason, we have $\text{dist}(b, d) < \text{dist}(c, d)$. Since $b, c, d \in \Gamma_q$, this contradicts the fact that (c, d) is the closest-pair in Γ_q . The proof of Theorem 3.2 is now complete.

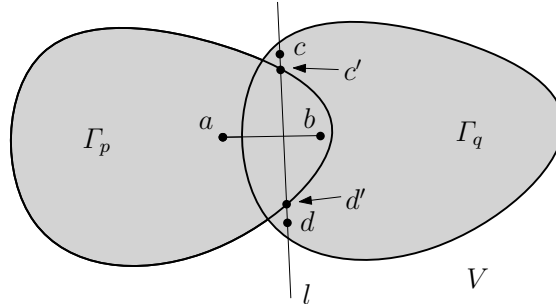


Figure 9: Illustrating the proof of Theorem 3.2.

3.3.2 Proof of Theorem 3.3

We first prove some special cases of Theorem 3.3. The conclusions will be used in the final proof of Theorem 3.3. The following lemma handles the special case $p'_1 = p'_2$. In this case, I' is a translate of C .

Lemma 3.11 *Let C, p_1, p_2 be as in Lemma 3.6 such that $I^\circ \neq \emptyset$ for $I = C_{p_1} \cap C_{p_2}$. For any point $p \in \mathbb{R}^2$ such that p, p_1, p_2 are not collinear, if $I \cap C_p \neq \emptyset$, then I and C_p plainly intersect.*

The next lemma considers another special case of Theorem 3.3.

Lemma 3.12 *Let C, p_1, p_2 be as in Lemma 3.6 such that $I^\circ \neq \emptyset$ for $I = C_{p_1} \cap C_{p_2}$, and u, v be the points satisfying the conditions in Lemma 3.6. Also, let $p'_1, p'_2 \in \mathbb{R}^2$ be two points such that $I'^\circ \neq \emptyset$ for $I' = C_{p'_1} \cap C_{p'_2}$. If $u \in I'^\circ$ or $v \in I'^\circ$, then I and I' plainly intersect.*

The last ingredient needed for proving Theorem 3.3 is the following observation.

Lemma 3.13 *Let C, p_1, p_2 be as in Lemma 3.6 such that $I^\circ \neq \emptyset$ for $I = C_{p_1} \cap C_{p_2}$. Suppose p_1, p_2 are on the x -axis. Also, let u, v be the points satisfying the conditions in Lemma 3.6. By (2) of Lemma 3.6, the line through u, v is not horizontal and thus $u.y \neq v.y$. Assume $u.y > v.y$. If $p \in \mathbb{R}^2$ is a point with $p.y > 0$, then $v \in C_p$ (resp., $v \in C_p^\circ$) only if $u \in C_p$ (resp., $u \in C_p^\circ$).*

Now we are able to prove Theorem 3.3. If $I^\circ \cap I'^\circ = \emptyset$, it is easy to verify that $\partial I \cap I' = \partial I' \cap I = I \cap I'$, which is connected. So assume $I^\circ \cap I'^\circ \neq \emptyset$. We consider two cases separately. In the first case, there exist $i, j \in \{1, 2\}$ such that $p_i = p'_j$. The second case is the complement of the first one.

To handle the first case is easy. Without loss of generality, we may assume $p_1 = p'_1$. Then $\partial I \cap I' = \partial I \cap C_{p'_2}$. If $p'_2 = p_2$ or $p'_2 = p_1$, then $\partial I \cap C_{p'_2} = \partial I$, which is clearly connected. If $p_1 = p_2$, then $\partial I \cap C_{p'_2} = \partial C_{p_1} \cap C_{p'_2}$, which is connected by Lemma 3.6. Otherwise, p_1, p_2, p'_2 are distinct and hence not collinear by assumption. In this situation, Lemma 3.11 implies the connectedness of $\partial I \cap C_{p'_2}$. Symmetrically, $\partial I' \cap I$ is also connected. Therefore, I and I' plainly intersect.

The second case is subtler. In this case, if $p_1 = p_2$ or $p'_1 = p'_2$, Lemma 3.6 and Lemma 3.11 apply to show that I and I' plainly intersect. So suppose p_1, p_2, p'_1, p'_2 are distinct. Then any three points are not collinear by assumption. Since the segments $[p_1, p_2]$ and $[p'_1, p'_2]$ do not cross, we may assume that p'_1, p'_2 are on the same side of the line through p_1, p_2 . Without loss of generality, assume that p_1, p_2 are both on the x -axis and p'_1, p'_2 are above the x -axis ($p'_1.y > 0$ and $p'_2.y > 0$). Let u, v, l be the points and line satisfying the conditions in Lemma 3.6, and u', v', l' be the counterparts of u, v, l for the convex bodies $C_{p'_1}, C_{p'_2}$. By (1) and (4) of Lemma 3.6, l has two I -vanishing sides (say H_1 and H_2), and the two arcs in ∂I connecting u, v are contained in ∂C_{p_1} and ∂C_{p_2} respectively (we denote by σ_i the arc contained in ∂C_{p_i} for $i \in \{1, 2\}$ and assume $\sigma_i \subseteq H_i$ for $i \in \{1, 2\}$ without loss of generality). Moreover, by (2) of Lemma 3.6, l is not horizontal and thus $u.y \neq v.y$. Assume that $u.y > v.y$. First, we prove the connectedness of $\partial I' \cap I$. If $u \in C_{p'_i}^\circ$ for all $i \in \{1, 2\}$, then $u \in I'^\circ$ and Lemma 3.12 immediately applies to show that I and I' plainly intersect. Otherwise $u \notin C_{p'_i}^\circ$ for some $i \in \{1, 2\}$, say $u \notin C_{p'_1}^\circ$. By Lemma 3.13, we have $v \notin C_{p'_1}^\circ$. In this situation, Lemma 3.9 implies that either $I \cap C_{p'_1} = C_{p_1} \cap C_{p'_1}$ or $I \cap C_{p'_1} = C_{p_2} \cap C_{p'_1}$ (recall that we already assumed $I^\circ \cap I'^\circ \neq \emptyset$). It follows that either $\partial I' \cap I = \partial I' \cap C_{p_1}$ or $\partial I' \cap I = \partial I' \cap C_{p_2}$ (since $\partial I' \subseteq C_{p'_1}$). We can then apply Lemma 3.11 to deduce the connectedness of $\partial I' \cap I$. Next, we prove the connectedness of $\partial I \cap I'$. If $v \in C_{p'_1}$ (resp., $v \in C_{p'_2}$), then by Lemma 3.13 we have $u \in C_{p'_1}$ (resp., $u \in C_{p'_2}$). In this situation, Lemma 3.8 applies to show that $I \subseteq C_{p'_1}$ (resp., $I \subseteq C_{p'_2}$) and $\partial I \cap I' = \partial I \cap C_{p'_2}$ (resp., $\partial I \cap I' = \partial I \cap C_{p'_1}$). Then Lemma 3.11 immediately implies the connectedness of $\partial I \cap I'$. The remaining case is that $v \notin C_{p'_i}$ for all $i \in \{1, 2\}$. We observe that $\partial I \cap I' = (\partial I \cap C_{p'_1}) \cap (\partial I \cap C_{p'_2})$. Now both $\partial I \cap C_{p'_1}$ and $\partial I \cap C_{p'_2}$ are connected by Lemma 3.11. In addition, they are both subsets of $\partial I \setminus \{v\}$. But $\partial I \setminus \{v\}$ is homeomorphic to the real line \mathbb{R} and the intersection of any connected subsets of \mathbb{R} is connected. Therefore, $\partial I \cap I'$ is connected. The proof of Theorem 3.3 is now complete.

References

- [1] M. A. Abam, P. Carmi, M. Farshi, and M. Smid. On the power of the semi-separated pair decomposition. In *Workshop on Algorithms and Data Structures*, pages 1–12. Springer, 2009.
- [2] P. K. Agarwal, J. Pach, and M. Sharir. State of the union (of geometric objects): A review. *Computational Geometry: Twenty Years Later. American Mathematical Society*, 2007.
- [3] Pankaj K Agarwal, Jeff Erickson, et al. Geometric range searching and its relatives. *Contemporary Mathematics*, 223:1–56, 1999.
- [4] Sang Won Bae and Michiel Smid. Closest-pair queries in fat rectangles. *arXiv preprint arXiv:1809.10531*, 2018.
- [5] Kenneth L Clarkson and Peter W Shor. Applications of random sampling in computational geometry, ii. *Discrete & Computational Geometry*, 4(5):387–421, 1989.
- [6] Mark De Berg, Marc Van Kreveld, Mark Overmars, and Otfried Schwarzkopf. Computational geometry. In *Computational geometry*. Springer, 1997.
- [7] Herbert Edelsbrunner, Leonidas J Guibas, and Jorge Stolfi. Optimal point location in a monotone subdivision. *SIAM Journal on Computing*, 15(2):317–340, 1986.
- [8] Prosenjit Gupta. Range-aggregate query problems involving geometric aggregation operations. *Nordic Journal of Computing*, 13(4):294–308, 2006.

- [9] Prosenjit Gupta, Ravi Janardan, Yokesh Kumar, and Michiel Smid. Data structures for range-aggregate extent queries. *Computational Geometry: Theory and Applications*, 2(47):329–347, 2014.
- [10] Sariel Har-Peled. *Geometric approximation algorithms*. Number 173. American Mathematical Soc., 2011.
- [11] K. Kedem, R. Livne, J. Pach, and M. Sharir. On the union of jordan regions and collision-free translational motion amidst polygonal obstacles. *Discrete & Computational Geometry*, 1(1):59–71, 1986.
- [12] N. Sarnak and R. E. Tarjan. Planar point location using persistent search trees. *Communications of the ACM*, 29(7):669–679, 1986.
- [13] Jing Shan, Donghui Zhang, and Betty Salzberg. On spatial-range closest-pair query. In *International Symposium on Spatial and Temporal Databases*, pages 252–269. Springer, 2003.
- [14] R. Sharathkumar and P. Gupta. Range-aggregate proximity queries. *Technical Report IIT/TR/2007/80. IIT Hyderabad, Telangana, 500032*, 2007.
- [15] Michiel Smid. Closest-point problems in computational geometry. In *Handbook of computational geometry*, pages 877–935. Elsevier, 2000.
- [16] Jie Xue. Colored range closest-pair problem under general distance functions. In *Proceedings of the Thirtieth Annual ACM-SIAM Symposium on Discrete Algorithms*, pages 373–390. SIAM, 2019.
- [17] Jie Xue, Yuan Li, and Ravi Janardan. Approximate range closest-pair search. In *Proceedings of the 30th Canadian Conference on Computational Geometry*, pages 282–287, 2018.
- [18] Jie Xue, Yuan Li, Saladi Rahul, and Ravi Janardan. New bounds for range closest-pair problems. In *Proceedings of the 34th International Symposium on Computational Geometry*, pages 73:1–73:14, 2018.
- [19] Jie Xue, Yuan Li, Saladi Rahul, and Ravi Janardan. Searching for the closest-pair in a query translate. *arXiv preprint arXiv:1807.09498*, 2018.

A Missing proofs

A.1 Proof of Lemma 1.1

Let α be the diameter of Γ , i.e., $\alpha = \sup_{a,b \in \Gamma} \text{dist}(a,b)$. Then we can find a square Z of side-length α such that $\Gamma \subseteq Z$. Define $c = \lceil \alpha/\mu \rceil$. Suppose $p \in \mathbb{R}^2$ is a point such that the closest-pair in $S \cap \Gamma_p$ has length greater than or equal to μ . We must show that $|S \cap \Gamma_p|$ is bounded by some constant. Note that $S \cap \Gamma_p \subseteq Z_p$. We evenly decompose Z_p into $2c \times 2c$ small squares of side-length $\alpha/(2c) \leq \mu/2$. Since the closest-pair in $S \cap \Gamma_p$ has length greater than or equal to μ , the distance between any two distinct points in $S \cap \Gamma_p$ is at least μ . Therefore, each small square contains at most one point in $S \cap \Gamma_p$. By the Pigeonhole Principle, $|S \cap \Gamma_p| \leq 4c^2$. This completes the proof as c is a constant.

A.2 Proof of Lemma 1.2

We prove the lemma by contradiction. Assume that no $X \in \mathcal{X}$ satisfies the desired property. Let $X, X' \in \mathcal{X}$ be the two ranges in which the closest-pairs are (a,b) and (a',b') , respectively. Then, $a,b \in X$ and $a',b' \in X'$. By our assumption, X contains at least one of a' and b' , while X' contains at least one of a and b . Without loss of generality, assume $a' \in X$ and $a \in X'$. Let c be the intersection point of the segments $[a,b]$ and $[a',b']$. Since (a,b) is the closest-pair in X and $a' \in X$, $\text{dist}(a,b) \leq \text{dist}(a',b)$. For the same reason, $\text{dist}(a',b') \leq \text{dist}(a,b')$. It follows that $\text{dist}(a,b) + \text{dist}(a',b') \leq \text{dist}(a',b) + \text{dist}(a,b')$. On the other hand, by the triangle inequality, $\text{dist}(a,c) + \text{dist}(b',c) > \text{dist}(a,b')$ and $\text{dist}(a',c) + \text{dist}(b,c) > \text{dist}(a',b)$. This implies $\text{dist}(a,b) + \text{dist}(a',b') = \text{dist}(a,c) + \text{dist}(b,c) + \text{dist}(a',c) + \text{dist}(b',c) > \text{dist}(a,b') + \text{dist}(a',b)$, which results in a contradiction.

A.3 Proof of Lemma 2.2

For a cell \square of G , let m_\square be the number of the points in S_\square . First, we notice that there are $O(n)$ cells \square of G such that $m_\square > 0$; we call them *nonempty* cells. For each nonempty cell \square and each $W \in \mathcal{W}_\Gamma$, we build a range-reporting data structure on S_\square for W -translation queries. There exists such a data structure with $O(m_\square)$ space and $O(\log m_\square + k)$ query time (where k is the number of the reported points), no matter whether W is a wedge or a co-wedge. Indeed, if W is a wedge, we can simply apply an affine transformation to the dataset so that a W -translation range-reporting query on the original dataset is equivalent to a quadrant range-reporting query (or dominance range-reporting query) on the new dataset. For example, if $W = \{\alpha x + \beta y + \gamma \geq 0\} \cap \{\alpha' x + \beta' y + \gamma' \geq 0\}$, we can apply the affine transformation $f : (x, y) \mapsto (\alpha x + \beta y + \gamma, \alpha' x + \beta' y + \gamma')$ to the dataset S and then a W -translation range-reporting query on S is equivalent to a northeast quadrant range-reporting query on $f(S)$. Note that the quadrant range-reporting can be solved optimally using, for example, priority search trees [6], which gives us an optimal range-reporting data structure on S_\square for W -translation queries. If W is a co-wedge, it is the union of two halfplanes. By the decomposability of range reporting, it suffices to do range-reporting for halfplane translation queries, which can clearly be solved optimally. Since $\sum m_\square = n$, the overall space cost of these data structures is $O(n)$.

To answer a query $\Gamma_q \in \mathcal{L}_\Gamma$, we first find all cells of G that intersect Γ_q . The number of these cells is $O(1)$, as it can be upper bounded by $\Delta^2/(\delta/2)^2$ where Δ is the diameter of Γ . Finding these cells can be easily done in $O(\log n)$ time; see Appendix B. For each such cell \square , we find the (co-)wedge $W \in \mathcal{W}_\Gamma$ such that $\square \cap \Gamma_q = \square \cap W_q$ and query the corresponding associated data structure to report the points in $S_\square \cap \Gamma_q$, which can be done in $O(\log m_\square + k_\square)$ time, where k_\square is the number of the reported points. Since $\sum k_\square = k$, the overall query time is $O(\log n + k)$.

A.4 Proof of Lemma 2.3

We first notice that for two points $a, b \in \mathbb{R}^2$ satisfying $\text{dist}(a, b) \leq \delta/4$, the segment $[a, b]$ crosses at most one horizontal line and one vertical line of G , and thus there must exist a quad-cell \boxplus of G such that $a, b \in \boxplus$. If the length of ϕ^* is at most $\delta/4$, the length of the closest-pair in $S \cap \Gamma_q$ is also at most $\delta/4$, which implies that the closest-pair is contained in some quad-cell of G , and hence it must be ϕ^* . On the other hand, if ϕ^* has a length greater than $\delta/4$, then either the closest-pair in $S \cap \Gamma_q$ is ϕ^* or it is not contained in any quad-cell of G . In either of the two cases, the length of the closest-pair in $S \cap \Gamma_q$ is greater than $\delta/4$, and we have $|S \cap \Gamma_q| = O(1)$ by Lemma 1.1.

A.5 Proof of Lemma 2.5

We first prove the existence of the smallest W -translate containing A . Suppose $A = \{a_1, \dots, a_n\}$. Let $\tilde{W} = \{(x, y) : (-x, -y) \in W\}$, which is a wedge obtained by rotating W around the origin with angle π . Clearly, $a_i \in W_p$ iff $p \in \tilde{W}_{a_i}$. Therefore, $A \subseteq W_p$ iff $p \in \bigcap_{i=1}^n \tilde{W}_{a_i}$. Note that $\bigcap_{i=1}^n \tilde{W}_{a_i} = \tilde{W}_q$ for some $q \in \mathbb{R}^2$ as the intersection of finitely many \tilde{W} -translates is a \tilde{W} -translate. We claim that W_q is the smallest W -translate containing A . It suffices to show that (i) $A \subseteq W_q$ and (ii) for any $q' \in \mathbb{R}^2$ with $A \subseteq W_{q'}$, $W_q \subseteq W_{q'}$. We have $A \subseteq W_q$ since $q \in \bigcap_{i=1}^n \tilde{W}_{a_i} = \tilde{W}_q$. Let $q' \in \mathbb{R}^2$ such that $A \subseteq W_{q'}$. Then $q' \in \bigcap_{i=1}^n \tilde{W}_{a_i} = \tilde{W}_{q'}$, which implies $q \in W_{q'}$ and $W_q \subseteq W_{q'}$.

Next, we prove the criterion given in the lemma. Let $p \in \mathbb{R}^2$ be a point. We denote by r_p and r'_p the r -branch and r' -branch of W_p , respectively. To see “if”, suppose $A \subseteq W_p$, $A \cap r_p \neq \emptyset$, and $A \cap r'_p \neq \emptyset$. We claim that W_p is the smallest W -translate containing A . Let $W_{p'}$ be the smallest W -translate containing A . Then we have $W_{p'} \subseteq W_p$ and $p' \in W_p$. If $p' \in W_p \setminus \{p\}$, then either $W_{p'} \cap r_p = \emptyset$ or $W_{p'} \cap r'_p = \emptyset$. But $A \cap r_p \neq \emptyset$ and $A \cap r'_p \neq \emptyset$, which implies $A \not\subseteq W_{p'}$, contradicting the assumption that $W_{p'}$ contains A . Thus, $p' = p$ and W_p is the smallest W -translate containing A . To see “only if”, suppose W_p is the smallest W -translate containing A . Clearly, $A \subseteq W_p$. It suffices to show that $A \cap r_p \neq \emptyset$ and $A \cap r'_p \neq \emptyset$. Assume $A \cap r_p = \emptyset$. Then one can always find a point $q \in r'_p \setminus \{p\}$ sufficiently close to p such that $A \subseteq W_q$, contradicting the fact that W_p is the smallest W -translate containing A . Therefore, $A \cap r_p \neq \emptyset$, and for the same reason $A \cap r'_p \neq \emptyset$.

A.6 Proof of Lemma 2.12

Recall that r and r' are the two branches of C . Let H be the downward-open halfplane bounded by r and H' be the leftward-open halfplane bounded by r' . Then $C = H \cup H'$ and $C_p = H_p \cup H'_p$ for all $p \in \mathbb{R}^2$.

Let $q \in \mathbb{R}^2$ such that $\phi = (a, b)$ is the closest-pair in $S \cap C_q$. Note that a and b cannot be contained in H_q simultaneously. Indeed, if $a, b \in H_q$, then ϕ is the closest-pair in $S \cap H_q$ (as $S \cap H_q \subseteq S \cap C_q$) and thus $\phi \in \Phi(S, \mathcal{H})$, contradicting the fact that $\phi \in \Phi^*$. For the same reason, a and b cannot be contained in H'_q simultaneously. So assume $a \in H_q \setminus H'_q$ and $b \in H'_q \setminus H_q$. Draw a line s parallel to r (i.e., horizontal) through a , and draw a line s' parallel to r' through b . Then s and s' intersect at a point $p \in H_q \cap H'_q$. We claim that C_p is the associated C -translate of ϕ and satisfies the conditions given in the lemma. First, both p and a lie on s , and p is to the left of a (as $p \in H'_q$ and $a \notin H'_q$). This implies that a lies on the r -branch of C_p . Using the same argument, we deduce that b is on the r' -branch of C_p . Therefore, $a, b \in C_p$ (and also $a, b \in W_p$). Furthermore, $C_p \subseteq C_q$ because $H_p \subseteq H_q$ and $H'_p \subseteq H'_q$. It follows that ϕ is the closest-pair in $S \cap C_p$. To see that C_p is the associated C -translate of ϕ , we only need to show that W_p is the smallest W -translate containing a and b . Since a and b lie on the two branches of W_p respectively, by Lemma 2.5, W_p is the smallest W -translate containing a and b .

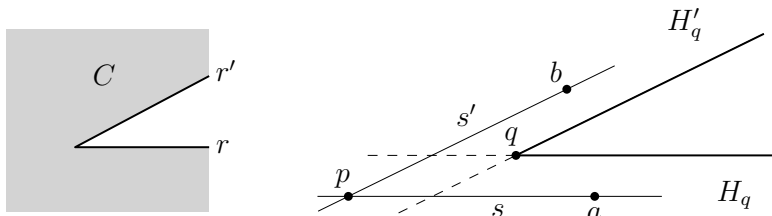


Figure 10: Illustrating the proof of Lemma 2.12

A.7 Proof of Lemma 2.13

Let H be the downward-open halfplane bounded by r and H' be the leftward-open halfplane bounded by r' . Then $C = H \cup H'$ and $C_p = H_p \cup H'_p$ for all $p \in \mathbb{R}^2$.

Assume $R \cap R' \neq \emptyset$ and $a \in R \cap R'$. Since $a \in R$, there exists $\phi = (a, b) \in \Phi^*$ such that a (resp., b) lies on the r -branch (resp., r' -branch) of C_p , where C_p is the associated C -translate of ϕ . Also, since $a \in R'$, there exists $\psi = (c, a) \in \Phi^*$ such that c (resp., a) lies on the r -branch (resp., r' -branch) of C_q , where C_q is the associated C -translate of ψ . We claim that $a, b, c \in C_p$ and $a, b, c \in C_q$. It actually suffices to show $a, b, c \in C_p$. Since C_p is the associated C -translate of ϕ , we have $a, b \in C_p$ by Lemma 2.12. To see $c \in C_p$, recall our assumption that $r = \{(t, 0) : t \geq 0\}$ and $r' = \{(\alpha t, t) : t \geq 0\}$. Because a lies on the r' -branch of C_q while c lies on the r -branch, a must be above c (i.e., the y -coordinate of a is greater than or equal to that of c). See Figure 11. Therefore, $c \in H_p \subseteq C_p$ (as H_p is the downward-open halfplane bounded by the horizontal line through a) and $a, b, c \in C_p$. Using the same argument, we can deduce $a, b, c \in C_q$. By Lemma 2.12, ϕ is the closest-pair in $S \cap C_p$ and thus the closest-pair in $\{a, b, c\}$. On the other hand, however, we also have that ψ is the closest-pair in $\{a, b, c\}$ (as it is the closest-pair in $S \cap C_q$), which results in a contradiction. As such, $R \cap R' = \emptyset$. It follows directly that $G = (S, \Phi^*)$ is a bipartite graph, since every pair (i.e., edge) in Φ^* has exactly one point in R and one point in R' .

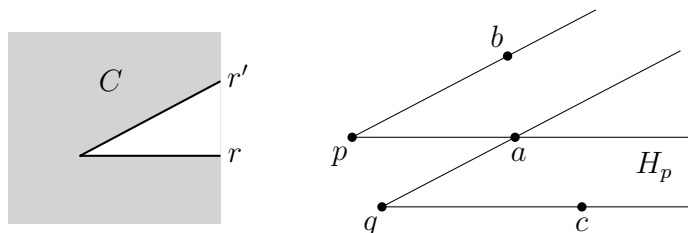


Figure 11: Illustrating the proof of Lemma 2.13

A.8 Proof of Lemma 3.4

The proof of this statement follows from the probabilistic arguments of Clarkson and Shor [5], but we still present it here for the sake of completeness. The presentation follows from the textbook of Har-Peled [10]. Pick a random sample $\mathcal{R} \subseteq \mathcal{S}$ where each object is picked with probability $1/k$. Therefore, $\mathbb{E}[|\mathcal{R}|] = n/k$. We use U to denote the union of the ranges in \mathcal{R} , and r be the number of the vertices of U which is a random variable. Since \mathcal{R} is a collection of pseudo-discs, the complexity of U is $O(|\mathcal{R}|)$ [2] and hence $\mathbb{E}[r] = O(\mathbb{E}[|\mathcal{R}|]) = O(n/k)$.

Let $V_{\leq k}$ be the set of the vertices of the $\leq k$ -level $\mathcal{A}_{\leq k}$. For a vertex $v \in V_{\leq k}$, let δ_v be a random variable which is 1 if v is a vertex of U and 0 otherwise. Note that δ_v is 1 iff **(a)** the two ranges in \mathcal{S} defining v are both sampled in \mathcal{R} , and **(b)** none of the other ranges in \mathcal{S} that contain v is sampled in \mathcal{R} . As such,

$$\mathbb{E}[\delta_v] = \Pr[\delta_v = 1] \geq \left(1 - \frac{1}{k}\right)^k \left(\frac{1}{k}\right)^2 \geq e^{-2} \frac{1}{k^2} = \frac{1}{(ek)^2},$$

since $1 - x \geq e^{-2x}$ for $x \in (0, 1/2]$. Now the goal is to find an upper bound and a lower bound for the quantity $\sum_{v \in V_{\leq k}} \mathbb{E}[\delta_v]$. For the lower bound, we have $\sum_{v \in V_{\leq k}} \mathbb{E}[\delta_v] \geq |V_{\leq k}|/(ek)^2$. To establish an upper bound, we notice that $\sum_{v \in V_{\leq k}} \delta_v \leq r$. Therefore,

$$\sum_{v \in V_{\leq k}} \mathbb{E}[\delta_v] = \mathbb{E} \left[\sum_{v \in V_{\leq k}} \delta_v \right] \leq \mathbb{E}[r] = O(n/k).$$

Combining the upper bound and the lower bound, we have $|V_{\leq k}|/(ek)^2 = O(n/k)$ and thus $|V_{\leq k}| = O(kn)$. Therefore, the complexity of $\mathcal{A}_{\leq k}$ is $O(kn)$. Since k is a constant, we further conclude that the complexity of $\mathcal{A}_{\leq k}$ is $O(n)$.

A.9 Proof of Lemma 3.6

Without loss of generality, assume that $p_1 = (1, 0)$ and $p_2 = (0, 0)$. Under this assumption, C_{p_2} is obtained by “moving” C_{p_1} leftward by distance 1, and we have $\text{len}_{C_{p_1}}(h) = \text{len}_{C_{p_2}}(h) = \text{len}_C(h)$ for any horizontal line h . Let h_t be the horizontal line $x = t$ for $t \in \mathbb{R}$. Then it is easy to see that $I \cap h_t \neq \emptyset$ iff $\text{len}_C(h_t) \geq 1$. Let $T = \{t : I \cap h_t \neq \emptyset\}$, $a = \inf T$, $b = \sup T$. Clearly, $T = [a, b]$. We denote by L (resp., R) the set of the left (resp., right) endpoints of the segments $I \cap h_t$ for $t \in T$; see the left figure of Figure 12. Since I is a convex body, L and R must be connected (intuitively, L is the left “boundary” of I while R is the right “boundary”). Define $L' = L \cup (I \cap h_a) \cup (I \cap h_b)$ and $R' = R \cup (I \cap h_a) \cup (I \cap h_b)$. One can also easily verify the connectedness of L' and R' .

To prove that C_{p_1} and C_{p_2} plainly intersect, suppose $I \neq \emptyset$. We claim that $\partial C_{p_1} \cap C_{p_2} = L'$ and $\partial C_{p_2} \cap C_{p_1} = R'$. It suffices to show $\partial C_{p_1} \cap C_{p_2} = L'$. First, we observe that $L \subseteq \partial C_{p_1}$. Indeed, the left endpoint of the segment $I \cap h_t$ for any $t \in T$ must be the left endpoint of $C_{p_1} \cap h_t$. Then we show that $I \cap h_a \subseteq \partial C_{p_1}$. To this end, we only need to consider the case that $\text{len}_I(h_a) > 0$ (otherwise $I \cap h_a$ contains a single point and $I \cap h_a \subseteq L \subseteq \partial C_{p_1}$). Note that $\text{len}_I(h_t) = \max\{\text{len}_C(h_t) - 1, 0\}$ for all $t \in \mathbb{R}$. Therefore, $\text{len}_C(h_a) > 1$. But $\text{len}_C(h_t) < 1$ for all $t < a$, as $I \cap h_t = \emptyset$ for all $t < a$. This situation happens only when C (as well as C_{p_1} and C_{p_2}) is entirely on the top side of h_a . It follows that $I \cap h_a \subseteq C_{p_1} \cap h_a \subseteq \partial C_{p_1}$. Using the same argument, we can show $I \cap h_b \subseteq \partial C_{p_1}$. Thus, $L' \subseteq \partial C_{p_1}$. In fact, $L' \subseteq \partial C_{p_1} \cap C_{p_2}$ because $L' \subseteq I \subseteq C_{p_2}$. The remaining task is to show that $\partial C_{p_1} \cap C_{p_2} \subseteq L'$. To this end, we first observe that $\partial C_{p_1} \cap C_{p_2} \subseteq \partial I$. Indeed, any point in $\partial C_{p_1} \cap C_{p_2}$ must be in I , and must be not in I° (for it is in ∂C_{p_1}). With this observation, it is sufficient to show that $\partial C_{p_1} \cap C_{p_2} \cap (\partial I \setminus L') = \emptyset$. Take a point $r \in \partial I \setminus L'$. Then r must be the right endpoint of a segment $I \cap h_t$ for some $t \in (a, b)$. Furthermore, since r is not the left endpoint of $I \cap h_t$ (otherwise $r \in L'$), we have $\text{len}_I(h_t) > 0$, which implies $\text{len}_C(h_t) > 1$. In this situation, it is easy to see that $r \in C_{p_1}^\circ$. It follows that $\partial C_{p_1} \cap (\partial I \setminus L') = \emptyset$ and thus $\partial C_{p_1} \cap C_{p_2} \cap (\partial I \setminus L') = \emptyset$. Therefore, $\partial C_{p_1} \cap C_{p_2} \subseteq L'$ and $\partial C_{p_1} \cap C_{p_2} = L'$. For the same reason, we have that $\partial C_{p_2} \cap C_{p_1} = R'$. Now both $\partial C_{p_1} \cap C_{p_2}$ and $\partial C_{p_2} \cap C_{p_1}$ are connected, so C_{p_1} and C_{p_2} plainly intersect.

The rest of the proof is dedicated to find the points u, v satisfying the desired properties. Suppose $I^\circ \neq \emptyset$. We define u (resp., v) as an arbitrary point in $I \cap h_a$ (resp., $I \cap h_b$). Let l be the line through u, v . The

property (3) is clearly satisfied. Since $I^\circ \neq \emptyset$, we have $a \neq b$ and thus (2) is satisfied. To see (4), consider the two arcs σ_1, σ_2 in ∂I connecting u, v ; see the right figure of Figure 12. Clearly, L is contained in one arc (say $L \subseteq \sigma_1$) while R is contained in the other one (say $R \subseteq \sigma_2$). Then $\sigma_1 \subseteq L' \subseteq \partial C_{p_1}$ and $\sigma_2 \subseteq R' \subseteq \partial C_{p_2}$. Finally, we show that (1) is also satisfied. Let H_1 (resp., H_2) be the left (resp., right) side of l (this makes sense as l is not horizontal). We have $\sigma_i \subseteq H_i$ for $i \in \{1, 2\}$. We only need to show that H_1 is I -vanishing, for the roles of H_1 and H_2 are symmetric. If $\sigma_1 \subseteq l$, then $I \subseteq H_2$ and we are done. If $\sigma_1 \not\subseteq l$, then we must have $I \cap H_1 = C_{p_1} \cap H_1$, because both sides of the equation are equal to $\mathcal{CH}(\sigma_1)$ in this case. As such, $\text{len}_{C_{p_1}}(l) = \text{len}_I(l) \leq \text{len}_{C_{p_2}}(l)$. Since $I \cap H_1 = C_{p_1} \cap H_1$, it suffices to show that H_1 is C_{p_1} -vanishing. For any point $z \in \mathbb{R}^2$, we define $d(z) = -\text{dist}(z, l)$ if $z \in H_1$ and $d(z) = \text{dist}(z, l)$ otherwise, where $\text{dist}(z, l)$ is the distance from z to l . Observing the locations of p_1, p_2 , we have that $d(p_1) > d(p_2)$. Let l' be the line parallel to l such that $l' \subseteq H_2$ and $\text{dist}(l, l') = d(p_1) - d(p_2)$, where $\text{dist}(l, l')$ is the distance between the parallel lines l and l' . Now it is easy to verify that $\text{len}_{C_{p_1}}(l') = \text{len}_{C_{p_2}}(l)$. Using the previous observation that $\text{len}_{C_{p_1}}(l) \leq \text{len}_{C_{p_2}}(l)$, we have $\text{len}_{C_{p_1}}(l) \leq \text{len}_{C_{p_1}}(l')$. However, this implies that H_2 is not strictly C_{p_1} -vanishing, and thus H_1 must be C_{p_1} -vanishing.

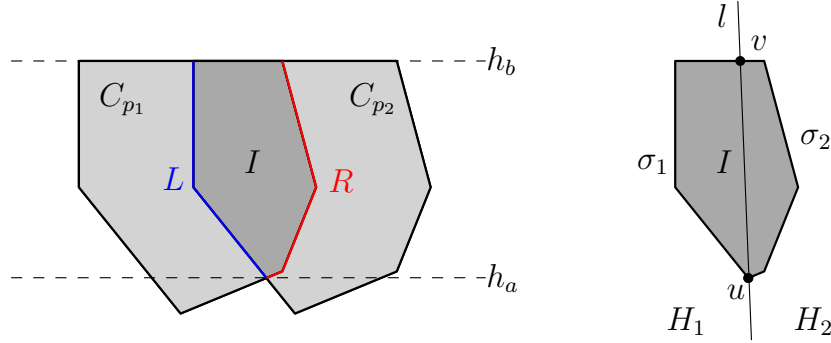


Figure 12: Illustrating the proof of Lemma 3.6

A.10 Proof of Corollary 3.7

Let $I = C_{p_1} \cap C_{p_2}$. First, we prove the statement (1). Due to the convexity of C_{p_2} , it suffices to show that $\partial C_{p_1} \cap V \subseteq C_{p_2}$. The statement is trivial if $I = \emptyset$, so suppose $I \neq \emptyset$. Then by Lemma 3.6, C_{p_1} and C_{p_2} plainly intersect, hence $\partial C_{p_1} \cap C_{p_2}$ is connected. It follows that either $\partial C_{p_1} \cap V \subseteq C_{p_2}$ or $\partial C_{p_1} \setminus V \subseteq C_{p_2}$, because $C_{p_1} \cap l \subseteq C_{p_2}$. We show that $\partial C_{p_1} \setminus V \not\subseteq C_{p_2}$. Without loss of generality, assume l is the line $x = 0$ and V is the side $x \leq 0$. Let s be a rightmost point in C_{p_1} , i.e., a point with a maximum abscissa; see Figure 13. Then $s \in \partial C_{p_1}$. Since $\text{len}_{C_{p_1}}(l) < \text{len}_{C_{p_2}}(l)$ and V is a C_{p_1} -vanishing side, we have $p_1.x > p_2.x$. This implies that s has a greater abscissa than any point in C_{p_2} . In particular, $s \notin C_{p_2}$. Furthermore, we have $s.x > 0$ (i.e., $s \notin V$), because $C_{p_2} \cap l \neq \emptyset$ and the abscissas of the points in $C_{p_2} \cap l$ are 0. Thus, $s \in \partial C_{p_1} \setminus V$. As $s \notin C_{p_2}$ and $s \in \partial C_{p_1} \setminus V$, we deduce that $\partial C_{p_1} \setminus V \not\subseteq C_{p_2}$, implying $\partial C_{p_1} \cap V \subseteq C_{p_2}$. Next, we prove the statement (2). The statement (1) already implies $C_{p_1} \cap (V \setminus l) \subseteq C_{p_2}$, thus it suffices to show that $\partial C_{p_2} \cap C_{p_1} \cap (V \setminus l) = \emptyset$. If $C_{p_2} \cap (V \setminus l) = \emptyset$, we are done. So suppose $C_{p_2} \cap (V \setminus l) \neq \emptyset$, then $\partial C_{p_2} \cap (V \setminus l) \neq \emptyset$. Let u, v be the two endpoints of $C_{p_2} \cap l$. Take a point $r \in \partial C_{p_2} \cap (V \setminus l)$. There are two arcs in ∂C_{p_2} connecting u, v , say σ_1 and σ_2 . Assume $\sigma_1 \subseteq V$ and σ_2 is on the other side of l than V . Then $r \in \sigma_1$, and $\sigma_1 \cap l = \{u, v\}$. We claim that $\sigma_2 \cap C_{p_1} \neq \emptyset$. We assume as before that l is the line $x = 0$ and V is the side $x \leq 0$. Let s be a rightmost point in C_{p_1} . As argued in the proof of the statement (1), $s.x > 0$ and $s \notin C_{p_2}$. Now take another point $s' \in C_{p_1} \cap l$. Since $s \notin C_{p_2}$ and $s' \in C_{p_2}$, there must exist a point w on the segment $[s, s']$ such that $w \in \partial C_{p_2}$; see Figure 13. Note that $w \in \partial C_{p_2} \cap C_{p_1}$, as $s, s' \in C_{p_1}$. Furthermore, as $s.x \geq 0$ and $s'.x \geq 0$, we have $w.x \geq 0$, i.e., $w \notin V \setminus l$. So we deduce that $w \in \sigma_2 \cap C_{p_1}$, i.e., $\sigma_2 \cap C_{p_1} \neq \emptyset$. This implies $\partial C_{p_2} \cap C_{p_1} \subseteq \sigma_2$, because $u, v \notin C_{p_1}$ and $\partial C_{p_2} \cap C_{p_1}$ is connected by Lemma 3.6. Therefore, $\partial C_{p_2} \cap C_{p_1} \cap (V \setminus l) \subseteq \sigma_2 \cap (V \setminus l) = \emptyset$, as desired.

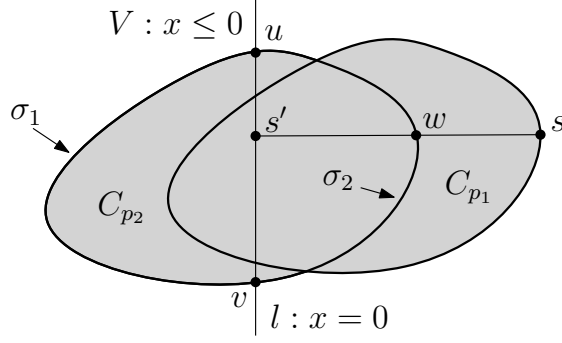


Figure 13: Illustrating the proof of Corollary 3.7

A.11 Proof of Lemma 3.8

In order to prove Lemma 3.8, we first establish the following basic fact. This fact will also be used in the proof of Lemma 3.9 and Lemma 3.11.

Fact A.1 *Let C, p_1, p_2 be as in Lemma 3.6 such that $I^\circ \neq \emptyset$ for $I = C_{p_1} \cap C_{p_2}$. Also, let u, v, l be the points and line satisfying the conditions in Lemma 3.6. If $I \cap l = C_p \cap l$ for some $p \in \mathbb{R}^2$, then p, p_1, p_2 are collinear.*

Proof. Without loss of generality, we may assume $u = (0, 1)$ and $v = (0, 0)$. Then l is the line $x = 0$. By (4) of Lemma 3.6, the two arcs in ∂I connecting u, v are contained in ∂C_{p_1} and ∂C_{p_2} respectively (we denote by σ_i the arc contained in C_{p_i} for $i \in \{1, 2\}$). Let H_1, H_2 be the two sides of l such that $\sigma_i \subseteq H_i$ for $i \in \{1, 2\}$. Since $I^\circ \neq \emptyset$, at least one of σ_1, σ_2 is not contained in l (say $\sigma_1 \neq l$). Then $I \cap H_1 = C_{p_1} \cap H_1$, because both sides of the equation are equal to $\mathcal{CH}(\sigma_1)$ when $\sigma_1 \neq l$. In particular, $C_{p_1} \cap l = I \cap l = C_p \cap l$. We consider two cases, $C_{p_2} \cap l \neq I \cap l$ and $C_{p_2} \cap l = I \cap l$. If $C_{p_2} \cap l \neq I \cap l$, then $I \cap l \subsetneq C_{p_2} \cap l$. In this case, we must have $\sigma_2 \subseteq l$ (otherwise $I \cap H_2 = C_{p_2} \cap H_2$ and $I \cap l = C_{p_2} \cap l$), i.e., σ_2 is the segment $[u, v]$. Since σ_2 is a portion of ∂C_{p_2} , C_{p_2} is entirely on one side of l (which must be H_1). We claim that there exists a unique $t \in \mathbb{R}$ such that $\text{len}_C(l_t) = 1$, where l_t denotes the line $x = t$. Assume now H_1 is the side $x \leq 0$. The existence is clear, because $\text{len}_{C_{p_1}}(l) = \text{len}_I(l) = \text{dist}(u, v) = 1$. To see the uniqueness, assume there exist $t_1, t_2 \in \mathbb{R}$ such that $t_1 < t_2$ and $\text{len}_C(l_{t_1}) = \text{len}_C(l_{t_2}) = 1$. Let $t^* = \sup\{t \in \mathbb{R} : C \cap l_t \neq \emptyset\}$, then $t^* \geq t_2 > t_1$. Note that $\text{len}_C(l_{t^*}) = \text{len}_{C_{p_2}}(l)$. Since $I \cap l \subsetneq C_{p_2} \cap l$, we have $\text{len}_{C_{p_2}}(l) > \text{len}_{C_{p_1}}(l) = 1$. It follows that $t^* \neq t_2$ and thus $t^* > t_2$. Now $\text{len}_C(l_{t^*}) > 1 = \text{len}_C(l_{t_2})$, so the side of l_{t_2} containing l_{t^*} is not C -vanishing, which implies that the other side of l_{t_2} (i.e., the side containing l_{t_1}) is strictly C -vanishing. But this contradicts the fact that $\text{len}_C(l_{t_1}) = 1$. Therefore, there exists a unique $t \in \mathbb{R}$ such that $\text{len}_C(l_t) = 1$. Using this observation and the fact that $\text{len}_{C_{p_1}}(l) = \text{len}_C(l) = 1$, we further deduce that $p_1.x = p.x$. This implies $p_1.y = p.y$, since $C_{p_1} \cap l = C_p \cap l$. Therefore, $p_1 = p$ and p, p_1, p_2 are collinear. Next, we consider the case that $C_{p_2} \cap l = I \cap l$. In this case, $C_{p_1} \cap l = C_{p_2} \cap l = C_p \cap l = [s, t]$ and $\text{len}_{C_{p_1}}(l) = \text{len}_{C_{p_2}}(l) = \text{len}_{C_p}(l) = 1$. As argued before, if any two points in $\{p, p_1, p_2\}$ have the same abscissa, then they must have the same ordinate and must coincide, which implies p, p_1, p_2 are collinear. So suppose p, p_1, p_2 have distinct abscissas x_0, x_1, x_2 , respectively. Let $t_i = -x_i$ for $i \in \{0, 1, 2\}$. Clearly, $\text{len}_{C_{p_i}}(l) = \text{len}_C(l_{t_i})$ for $i \in \{0, 1, 2\}$. We denote by u_i (resp., v_i) the top (resp., bottom) endpoints of the segment $C \cap l_{t_i}$ for $i \in \{0, 1, 2\}$; see Figure 14. Then we have the equations $u_i + p_i = u$ and $v_i + p_i = v$ for $i \in \{0, 1, 2\}$, where $p_0 = p$. To show p, p_1, p_2 are collinear, it suffices to show that u_0, u_1, u_2 (or equivalently, v_0, v_1, v_2) are collinear. Assume $t_0 < t_1 < t_2$. If u_1 is above the segment $[u_0, u_2]$, then v_1 is in the interior of the triangle $\Delta v_0 u_1 v_2$ and hence in C° , contradicting the fact that $v_1 \in \partial C$. Similarly, if u_1 is below $[u_0, u_2]$, then u_1 is in the interior of triangle $\Delta u_0 v_1 u_2$ and hence in C° , contradicting the fact that $u_1 \in \partial C$. Therefore, we have $u_1 \in [u_0, u_2]$, which implies u_0, u_1, u_2 are collinear. Note that the assumption $t_0 < t_1 < t_2$ is not necessary: the same argument applies no matter what the order of t_0, t_1, t_2 is. \square

Now we prove Lemma 3.8. Suppose $I \cap l \subseteq C_p$ (then $I \cap l \subseteq C_p \cap l$). Since p, p_1, p_2 are not collinear, by Fact A.1 (see above) we have $I \cap l \subsetneq C_p \cap l$. According to (1) and (4) of Lemma 3.6, l has two I -vanishing sides (say H_1 and H_2), and the two arcs in ∂I connecting u, v are contained in ∂C_{p_1} and ∂C_{p_2} respectively

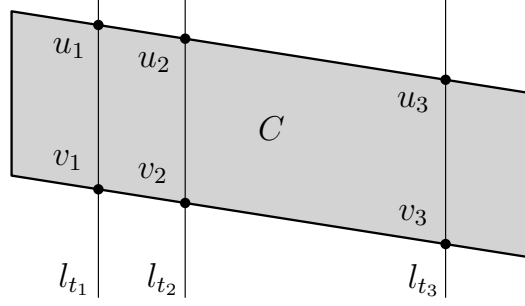


Figure 14: Illustrating the notations in the proof of Fact A.1

(we denote by σ_i the arc contained in C_{p_i} for $i \in \{1, 2\}$). Without loss of generality, assume $\sigma_i \subseteq H_i$ for $i \in \{1, 2\}$. To show $I \subseteq C_p$, it suffices to show $I \cap H_1 \subseteq C_p$, as $I \cap H_2 \subseteq C_p$ can be proved symmetrically. If $\sigma_1 \subseteq l$, then $I \cap H_1 = I \cap l \subseteq C_p$. If $\sigma_1 \not\subseteq l$, we must have $I \cap H_1 = C_{p_1} \cap H_1$, because both sides of the equation are equal to $\mathcal{CH}(\sigma_1)$ in this case. In particular, $C_{p_1} \cap l = I \cap l \subsetneq C_p \cap l$. By (1) of Corollary 3.7, this implies $C_{p_1} \cap H_1 \subseteq C_p$. It follows that $I \cap H_1 \subseteq C_p$ and thus $I \subseteq C_p$. Next, suppose $I \cap l \subseteq C_p^\circ$. By the above argument, we already have $I \subseteq C_p$. So it suffices to show $I \cap \partial C_p = \emptyset$. Assume $I \cap \partial C_p \neq \emptyset$ and take a point $r \in I \cap \partial C_p$. Since $u, v \in C_p^\circ$ and $r \in \partial C_p$, it is possible to choose a point p' in a sufficiently small neighborhood around p such that $u, v \in C_{p'}^\circ$ but $r \notin C_{p'}$. However, by the previous proof, if $u, v \in C_{p'}$, then $I \subseteq C_{p'}$, contradicting the fact that $r \notin C_{p'}$. Therefore, $I \cap \partial C_p = \emptyset$ and $I \subseteq C_p^\circ$.

A.12 Proof of Lemma 3.9

By (1) and (4) of Lemma 3.6, l has two I -vanishing sides (say H_1 and H_2), and the two arcs in ∂I connecting u, v are contained in ∂C_{p_1} and ∂C_{p_2} respectively (we denote by σ_i the arc contained in C_{p_i} for $i \in \{1, 2\}$). Without loss of generality, assume $\sigma_i \subseteq H_i$ for $i \in \{1, 2\}$. We first handle a special case in which $C_p \subseteq H_i$ for some $i \in \{1, 2\}$, say $C_p \subseteq H_1$. If $\sigma_1 \subseteq l$, then $I \subseteq H_2$ and thus $C_p \cap I \subseteq l$, contradicting the assumption that $I^\circ \cap C_p^\circ \neq \emptyset$. If $\sigma_1 \not\subseteq l$, we must have $I \cap H_1 = C_{p_1} \cap H_1$, because both sides of the equation are equal to $\mathcal{CH}(\sigma_1)$ in this case. Since $C_p \subseteq H_1$ by assumption, it follows that $C_p \cap I = C_p \cap I \cap H_1 = C_p \cap C_{p_1} \cap H_1 = C_p \cap C_{p_1}$. In the rest of the proof, we may assume that $C_p \not\subseteq H_i$ for all $i \in \{1, 2\}$. Note that this assumption implies $(C_p \cap l) \setminus \{s, s'\} \subseteq C_p^\circ$, where s, s' are the two endpoints of $C_p \cap l$. We consider two cases separately: $C_p \cap l \not\subseteq I \cap l$ and $C_p \cap l \subseteq I \cap l$. Suppose $C_p \cap l \not\subseteq I \cap l$. Because $u, v \notin C_p^\circ$ and $(C_p \cap l) \setminus \{s, s'\} \subseteq C_p^\circ$, we have either $C_p \cap I \cap l = \emptyset$ or $C_p \cap I \cap l$ contains a single point (which must be u or v); see the left figure of Figure 15 for an illustration of the latter case. In either of the two possibilities, $\text{len}_{C_p \cap I}(l) = 0$. Since $(C_p \cap I)^\circ = I^\circ \cap C_p^\circ \neq \emptyset$, it follows that $C_p \cap I \subseteq H_i$ for some $i \in \{1, 2\}$, say $C_p \cap I \subseteq H_1$. Based on this, we claim that $C_p \cap I = C_p \cap C_{p_1}$. If $\sigma_1 \subseteq l$, then $I \subseteq H_2$ and thus $C_p \cap I \subseteq H_1 \cap H_2 = l$, contradicting the assumption that $(C_p \cap I)^\circ \neq \emptyset$. Otherwise, $\sigma_1 \not\subseteq l$ and thus $I \cap H_1 = \mathcal{CH}(\sigma_1) = C_{p_1} \cap H_1$. Then we have $C_p \cap I = C_p \cap I \cap H_1 = C_p \cap C_{p_1} \cap H_1$. Now it suffices to show that $C_p \cap C_{p_1} \cap H_1 = C_p \cap C_{p_1}$, i.e., $C_p \cap C_{p_1} \subseteq H_1$. Since $C_p \cap I = C_p \cap C_{p_1} \cap H_1$, we have $(C_p \cap C_{p_1} \cap H_1)^\circ \neq \emptyset$. But $\text{len}_{C_p \cap C_{p_1}}(l) = \text{len}_{C_p \cap I}(l) = 0$ (as $I \cap l = C_{p_1} \cap l$). Therefore, $C_p \cap C_{p_1} \subseteq H_1$, as desired. This completes the case that $C_p \cap l \not\subseteq I \cap l$. Next, suppose $C_p \cap l \subseteq I \cap l$; see the right figure of Figure 15. In this case, we must have $C_p \cap l \subsetneq I \cap l$ (otherwise, p, p_1, p_2 are collinear by Fact A.1, contradicting our assumption). Without loss of generality, assume that H_1 is C_p -vanishing. By (1) of Corollary 3.7, we have $C_p \cap H_1 \subseteq C_{p_i}$ for all $i \in \{1, 2\}$, i.e., $C_p \cap H_1 \subseteq I$. Therefore, $C_p \cap H_1 = C_p \cap I \cap H_1 \subseteq C_p \cap C_{p_2} \cap H_1 \subseteq C_p \cap H_1$, which implies $C_p \cap I \cap H_1 = C_p \cap C_{p_2} \cap H_1$. On the other hand, we have $I \setminus H_1 = C_{p_2} \setminus H_1$, because $\partial I \setminus H_1 = \sigma_2 \setminus H_1 = \partial C_{p_2} \setminus H_1$. It then follows that $C_p \cap (I \setminus H_1) = C_p \cap (C_{p_2} \setminus H_1)$. By combining the observations that $C_p \cap I \cap H_1 = C_p \cap C_{p_2} \cap H_1$ and $C_p \cap (I \setminus H_1) = C_p \cap (C_{p_2} \setminus H_1)$, we can finally deduce $C_p \cap C_{p_2} = C_p \cap I$.

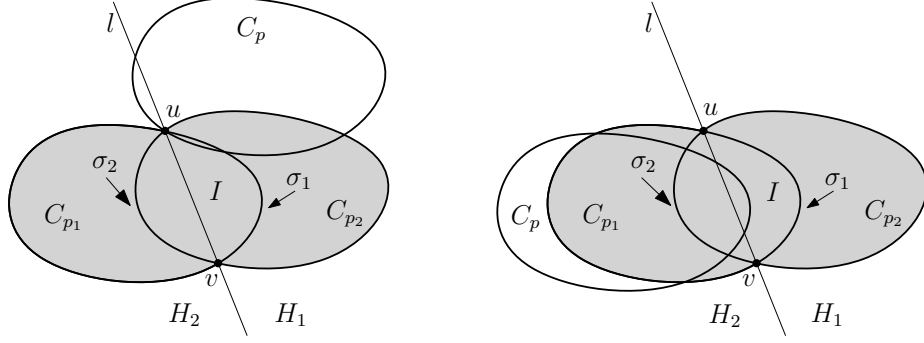


Figure 15: Illustrating the the proof of Lemma 3.9

A.13 Proof of Lemma 3.10

We first discuss the choice of the number τ . Since C is smooth, for every $a \in \partial C$ there is a unique tangent line $\text{tgt}(a)$ of C through a . Let \mathbf{v}_a be the *outward-pointing normal* at a , which is by definition a unit vector with initial point a whose direction is perpendicular to $\text{tgt}(a)$ and pointing to the exterior of C . Define a mapping $f : \partial C \rightarrow \mathbb{S}^1$ as $f(a) = \mathbf{v}_a$, where \mathbb{S}^1 is the unit circle. One can easily verify that f is a continuous surjective map from ∂C to \mathbb{S}^1 . For two points $\mathbf{u}, \mathbf{u}' \in \mathbb{S}^1$, we denote by $\text{ang}(\mathbf{u}, \mathbf{u}')$ the angle between \mathbf{u} and \mathbf{u}' (when regarded as unit vectors). At each point $\mathbf{v} \in \mathbb{S}^1$, we take a sufficiently small open neighborhood $U_{\mathbf{v}} \subseteq \mathbb{S}^1$ such that $\text{ang}(\mathbf{u}, \mathbf{u}') < \pi/2$ for any $\mathbf{u}, \mathbf{u}' \in U_{\mathbf{v}}$. Then $\mathcal{U} = \{U_{\mathbf{v}} : \mathbf{v} \in \mathbb{S}^1\}$ is an open cover of \mathbb{S}^1 , and $f^{-1}(\mathcal{U}) = \{f^{-1}(U_{\mathbf{v}}) : \mathbf{v} \in \mathbb{S}^1\}$ is an open cover of ∂C . Now we regard ∂C as a metric space equipped with the Euclidean metric. Since ∂C is compact, by Lebesgue's number lemma, there exists a number $\delta > 0$ such that any subset of ∂C having diameter less than δ is contained in some member of the open cover $f^{-1}(\mathcal{U})$. We then choose $\tau = \delta$.

Next, we verify that the number τ chosen above satisfies the desired property. Let l be a line such that $0 < \text{len}_C(l) < \tau$, and H be a C -vanishing side of l . We denote by e_1, e_2 the two intersection point of ∂C and l , then $C \cap l = [e_1, e_2]$. Let $r \in C \cap H$ be a point, and our goal is to show that $\text{dist}(r, e_1) < \text{len}_C(l)$ and $\text{dist}(r, e_2) < \text{len}_C(l)$. Since $\text{dist}(e_1, e_2) = \text{len}_C(l) < \tau$, i.e., the diameter of the set $\{e_1, e_2\}$ is less than τ , we have $e_1, e_2 \in f^{-1}(U_{\mathbf{v}})$ for some $\mathbf{v} \in \mathbb{S}^1$ (according to our choice of τ). It follows that $\mathbf{v}_{e_1}, \mathbf{v}_{e_2} \in U_{\mathbf{v}}$. Recall that $\text{ang}(\mathbf{u}, \mathbf{u}') < \pi/2$ for any $\mathbf{u}, \mathbf{u}' \in U_{\mathbf{v}}$. Therefore, $\text{ang}(\mathbf{v}_{e_1}, \mathbf{v}_{e_2}) < \pi/2$. Let $l_1 = \text{tgt}(e_1)$ and $l_2 = \text{tgt}(e_2)$ be the tangent lines of C through e_1 and e_2 respectively. Note that l_1 and l_2 are not parallel; indeed, if they are parallel, then $\text{ang}(\mathbf{v}_{e_1}, \mathbf{v}_{e_2}) = \pi$. Furthermore, the intersection point o of l_1 and l_2 must lie in H because H is C -vanishing. Consider the triangle $\Delta e_1 o e_2$. Clearly, we have $C \cap H \subseteq \Delta e_1 o e_2$, and thus $r \in \Delta e_1 o e_2$. Now $\angle e_1 r e_2 \geq \angle e_1 o e_2 = \pi - \text{ang}(\mathbf{v}_{e_1}, \mathbf{v}_{e_2}) > \pi/2$. Therefore, $\text{dist}(r, e_1) < \text{dist}(e_1, e_2) = \text{len}_C(l)$ and $\text{dist}(r, e_2) < \text{dist}(e_1, e_2) = \text{len}_C(l)$, which completes the proof.

A.14 Proof of Lemma 3.11

If $I^\circ \cap C_p^\circ = \emptyset$, then $\partial C_p \cap I = \partial I \cap C_p = C_p \cap I$, which is clearly connected. So suppose $I^\circ \cap C_p^\circ \neq \emptyset$. We need to show that $\partial C_p \cap I$ and $\partial I \cap C_p$ are connected. Let u, v, l be the points and line satisfying the conditions in Lemma 3.6. According to (1) and (4) of Lemma 3.6, l has two I -vanishing sides (say H_1 and H_2), and the two arcs in ∂I connecting u, v are contained in ∂C_{p_1} and ∂C_{p_2} respectively (we denote by σ_i the arc contained in C_{p_i} for $i \in \{1, 2\}$). Without loss of generality, assume $\sigma_i \subseteq H_i$ for $i \in \{1, 2\}$.

First, we prove the connectedness of $\partial C_p \cap I$. We may assume H_1 is C_p -vanishing (as the "roles" of H_1 and H_2 are symmetric). Since p, p_1, p_2 are not collinear, by Fact A.1 we have $I \cap l \neq C_p \cap l$. So we consider two cases: $C_p \cap l \subseteq I \cap l$ and $C_p \cap l \not\subseteq I \cap l$. If $C_p \cap l \subseteq I \cap l$, then $u, v \notin C_p^\circ$. By applying Lemma 3.9 (recall that we already assumed $I^\circ \cap C_p^\circ \neq \emptyset$), we have $C_p \cap I = C_p \cap C_{p_i}$ for some $i \in \{1, 2\}$. Therefore, $\partial C_p \cap I = \partial C_p \cap C_{p_i}$, which is connected by Lemma 3.6. If $C_p \cap l \not\subseteq I \cap l$, then there must be an endpoint e of $C_p \cap l$ that is not in I . We have $\partial C_p \cap I = (\partial C_p \setminus \{e\}) \cap I = L_1 \cap L_2$, where $L_i = (\partial C_p \setminus \{e\}) \cap C_{p_i}$ for $i = \{1, 2\}$. Note that $\partial C_p \setminus \{e\}$ is homeomorphic to the real line \mathbb{R} and the intersection of any connected subsets of \mathbb{R} is connected. Therefore, it suffices to show that L_1 and L_2 are connected subsets of $\partial C_p \setminus \{e\}$. If

$e \notin C_{p_1}$, then $L_1 = \partial C_p \cap C_{p_1}$, whose connectedness is implied by Lemma 3.6. If $e \in C_{p_1}$, then $e \in C_{p_1} \cap H_1$. But $e \notin I \cap H_1$, as $e \notin I \cap l$. It follows that $C_{p_1} \cap H_1 \neq I \cap H_1$. This happens only when $\sigma_1 \subseteq l$, i.e., σ_1 is the segment $[u, v]$. In this situation, $C_{p_1} = C_{p_1} \cap H_2$ and hence $L_1 = (\partial C_p \cap C_{p_1} \cap H_2) \setminus \{e\}$. Let $K = \partial C_p \cap H_2$, then $L_1 = (K \cap C_{p_1}) \cap (K \setminus \{e\})$. Now $K \cap C_{p_1} = \partial C_p \cap C_{p_1} \cap H_2 = \partial C_p \cap C_{p_1}$ is connected by Lemma 3.6 and $K \setminus \{e\}$ is also connected (as K is indeed a simple curve and e is an endpoint of K). Since K is homeomorphic to the closed interval $[0, 1]$ and the intersection of any connected subsets of $[0, 1]$ is connected, we deduce that L_1 is connected. Using the same argument, we can prove the connectedness of L_2 . Consequently, $\partial C_p \cap I = L_1 \cap L_2$ is connected.

Next, we prove the connectedness of $\partial I \cap C_p$. If $I \cap l \subseteq C_p$, then by Lemma 3.8 we have $I \subseteq C_p$ and thus $\partial I \cap C_p = \partial I$ is connected. If $I \cap l \not\subseteq C_p$, we investigate three cases. In the first case, $I \cap l$ and C_p are disjoint; see the left figure of Figure 16. Then we have either $C_p \cap I \subseteq (H_1 \setminus l)$ or $C_p \cap I \subseteq (H_2 \setminus l)$, as $C_p \cap I$ is connected. Therefore, either $\sigma_1 \cap C_p = \emptyset$ or $\sigma_2 \cap C_p = \emptyset$. Without loss of generality, we assume $\sigma_1 \cap C_p = \emptyset$. Then $\partial I \cap C_p = \sigma_2 \cap C_p$. Note that σ_2 is a connected portion of ∂C_{p_2} . Since $u, v \notin C_p$ and $\partial C_{p_2} \cap C_p$ is connected by Lemma 3.6, we have either $\partial C_{p_2} \cap C_p \subseteq \sigma_2$ (then $\sigma_2 \cap C_p = \partial C_{p_2} \cap C_p$) or $\partial C_{p_2} \cap C_p \subseteq \partial C_{p_2} \setminus \sigma_2$ (then $\sigma_2 \cap C_p = \emptyset$). It follows that $\sigma_2 \cap C_p$ is connected, and so is $\partial I \cap C_p$. This completes the first case. Then we study the second case, in which C_p contains one of u, v but does not contain the other one (assume $u \in C_p$ and $v \notin C_p$); see the middle figure of Figure 16. In this case, we claim that $\sigma_i \cap C_p$ is connected for all $i \in \{1, 2\}$. It suffices to show the connectedness of $\sigma_1 \cap C_p$. Since $v \notin C_p$ and $\sigma_1 \subseteq \partial C_{p_1}$, we have $\sigma_1 \cap C_p = (\sigma_1 \setminus \{v\}) \cap (\partial C_{p_1} \cap C_p)$. Now $\sigma_1 \setminus \{v\}$ and $\partial C_{p_1} \cap C_p$ are both connected subsets of $\partial C_{p_1} \setminus \{v\}$ (the connectedness of the latter is implied by Lemma 3.6), and $\partial C_{p_1} \setminus \{v\}$ is homeomorphic to the real line \mathbb{R} . Therefore, $\sigma_1 \cap C_p$ is connected. Symmetrically, $\sigma_2 \cap C_p$ is also connected. Note that both $\sigma_1 \cap C_p$ and $\sigma_2 \cap C_p$ contain the point u , hence $(\sigma_1 \cap C_p) \cup (\sigma_2 \cap C_p) = \partial I \cap C_p$ is connected. This completes the second case. Finally, we consider the last case, in which $C_p \cap l \subseteq (I \cap l) \setminus \{u, v\}$; see the right figure of Figure 16. Without loss of generality, assume H_1 is C_p -vanishing. We claim that $\sigma_1 \cap C_p = \emptyset$. Since $C_p \cap l \subseteq (I \cap l) \setminus \{u, v\} \subseteq I \cap l \subseteq C_{p_1} \cap l$, we can apply (2) of Corollary 3.7 to deduce that $C_p \cap (H_1 \setminus l) \subseteq C_{p_1} \setminus \partial C_{p_1}$, which implies $\sigma_1 \cap C_p \subseteq l$. If $\sigma_1 \not\subseteq l$, then $\sigma_1 \cap l = \{u, v\}$. Since $u, v \notin C_p$, we have $\sigma_1 \cap C_p = \sigma_1 \cap C_p \cap l = \emptyset$. If $\sigma_1 \subseteq l$, then σ_1 is the segment $[u, v]$. In this situation, we must have $C_{p_1} \subseteq H_2$. Without loss of generality, we assume that l is the line $x = 0$ and H_1 is the side $x \leq 0$. Because $\text{len}_{C_p}(l) < \text{len}_{C_{p_1}}(l)$ (as $C_p \cap l \subsetneq C_{p_1} \cap l$) and H_1 is C_p -vanishing by assumption, we have $p.x > p_1.x$. This implies $C_p \subseteq H_2 \setminus l$ (as $C_{p_1} \subseteq H_2$) and hence $\sigma_1 \cap C_p = \emptyset$. Therefore, we have $\partial I \cap C_p = (\sigma_1 \cup \sigma_2) \cap C_p = \sigma_2 \cap C_p$. But σ_2 is a connected portion of ∂C_{p_2} . Since $u, v \notin C_p$ and $\partial C_{p_2} \cap C_p$ is connected by Lemma 3.6, we have either $\partial C_{p_2} \cap C_p \subseteq \sigma_2$ (then $\sigma_2 \cap C_p = \partial C_{p_2} \cap C_p$) or $\partial C_{p_2} \cap C_p \subseteq \partial C_{p_2} \setminus \sigma_2$ (then $\sigma_2 \cap C_p = \emptyset$). It follows that $\sigma_2 \cap C_p$ is connected, and so is $\partial I \cap C_p$. This completes the last case as well as the entire proof.

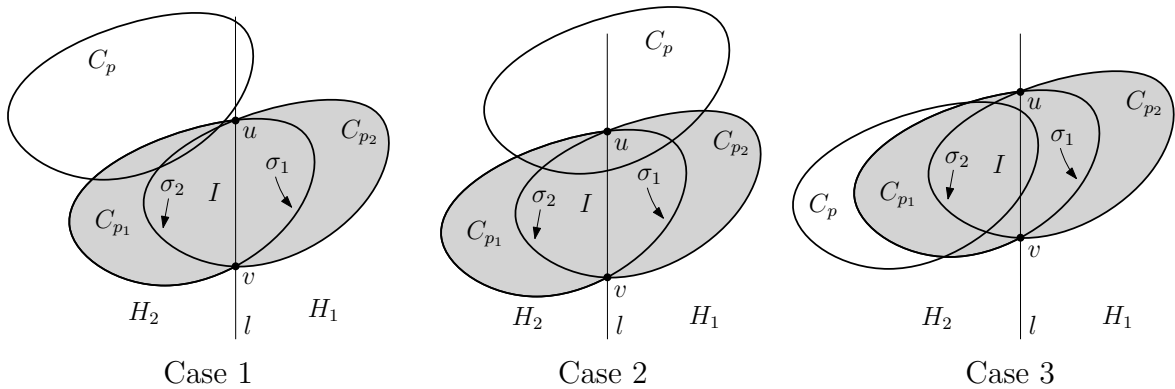


Figure 16: Illustrating the three cases

A.15 Proof of Lemma 3.12

We first establish an easy fact.

Fact A.2 *If two convex bodies C and D in \mathbb{R}^2 plainly intersect, then $\partial C \cap D^\circ$ and $\partial D \cap C^\circ$ are both connected.*

Proof. Clearly, we have $\partial C \cap D \subseteq \partial I$ and $\partial I = (\partial C \cap D) \cup (\partial D \cap C)$. It follows that $\partial C \cap D^\circ = \partial I \setminus \partial D = \partial I \setminus (\partial D \cap C)$. Since $\partial D \cap C$ is connected, $\partial C \cap D^\circ$ is connected. For the same reason, $\partial D \cap C^\circ$ is connected. \square

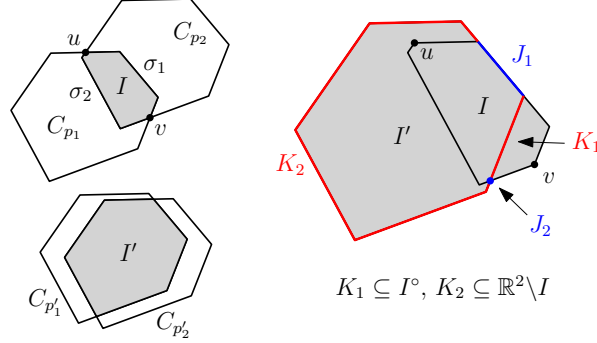


Figure 17: Illustrating the case that $K_2 \subseteq \mathbb{R}^2 \setminus I$

Now we are able to prove the lemma. Assume $u \in I^\circ$. Let σ_1, σ_2 be the two arcs in ∂I connecting u, v . By (4) of Lemma 3.6, we may assume $\sigma_i \subseteq \partial C_{p_i}$ for $i \in \{1, 2\}$. We consider three cases: $v \in I^\circ$, $v \in \partial I'$, $v \notin I'$. If $v \in I^\circ$, then $v \in C_{p_i}^\circ$ for all $i \in \{1, 2\}$. By Lemma 3.8, we have $I \subseteq C_{p_i}^\circ$ for $i \in \{1, 2\}$ and thus $I \subseteq I^\circ$. Therefore, $\partial I \cap I' = \partial I$ and $\partial I' \cap I = \emptyset$, which implies that I and I' plainly intersect. If $v \in \partial I'$, we can apply Lemma 3.8 to deduce $I \subseteq C_{p_i}^\circ$ for $i \in \{1, 2\}$. Hence, $I \subseteq I'$ and $\partial I \cap I' = \partial I$. It suffices to show the connectedness of $\partial I' \cap I$. Since $I^\circ \subseteq I^\circ$, we have $\partial I' \cap I^\circ = \emptyset$ and thus $\partial I' \cap I = \partial I' \cap \partial I = (\partial I' \cap \sigma_1) \cup (\partial I' \cap \sigma_2)$. We claim that $\partial I' \cap \sigma_i$ is connected for all $i \in \{1, 2\}$. Since $v \notin I^\circ$ and $\sigma_1 \subseteq \partial C_{p_1}$, we have $\sigma_1 \cap I^\circ = (\partial C_{p_1} \cap I^\circ) \cap (\sigma_1 \setminus \{v\})$. Note that both $\partial C_{p_1} \cap I^\circ$ and $\sigma_1 \setminus \{v\}$ are connected subsets of $\partial C_{p_1} \setminus \{v\}$ (the connectedness of the former is implied by Lemma 3.11 and Fact A.2). But $\partial C_{p_1} \setminus \{v\}$ is homeomorphic to the real line \mathbb{R} and the intersection of any connected subsets of \mathbb{R} is connected. Therefore, $\sigma_1 \cap I^\circ$ is a connected portion of σ_1 . It follows that $\sigma_1 \setminus (\sigma_1 \cap I^\circ)$ is connected, because $u \in \sigma_1 \cap I^\circ$ and u is an endpoint of σ_1 . The connectedness of $\partial I' \cap \sigma_1$ is then implied by the fact that $\partial I' \cap \sigma_1 = \sigma_1 \setminus (\sigma_1 \cap I^\circ)$. Symmetrically, we can show that $\partial I' \cap \sigma_2$ is also connected. Applying the fact that both $\partial I' \cap \sigma_1$ and $\partial I' \cap \sigma_2$ contain u , we finally deduce that $\partial I' \cap \partial I = (\partial I' \cap \sigma_1) \cup (\partial I' \cap \sigma_2)$ is connected. The rest of the proof is dedicated to the case $v \notin I'$. In this case, we again claim that $\partial I' \cap \sigma_i$ is connected for all $i \in \{1, 2\}$. Using the same argument as above, we can deduce that $\sigma_1 \cap I^\circ$ is connected (note that when proving the connectedness of $\sigma_1 \cap I^\circ$ in the previous case, we only used the fact $v \notin I^\circ$). Also, a similar argument applies to show the connectedness of $\sigma_1 \cap I'$. Indeed, $\sigma_1 \cap I' = (\sigma_1 \setminus \{v\}) \cap (\partial C_{p_1} \cap I')$. Now both $\sigma_1 \setminus \{v\}$ and $\partial C_{p_1} \cap I'$ are connected subsets of $\partial C_{p_1} \setminus \{v\}$, and $\partial C_{p_1} \setminus \{v\}$ is homeomorphic to \mathbb{R} . This implies the connectedness of $\sigma_1 \cap I'$. Since both $\sigma_1 \cap I^\circ$ and $\sigma_1 \cap I'$ are connected portions of σ_1 containing u , we deduce that $\partial I' \cap \sigma_1 = (\sigma_1 \cap I') \setminus (\sigma_1 \cap I^\circ)$ is connected. Symmetrically, $\partial I' \cap \sigma_2$ is also connected. Note that $u, v \notin \partial I' \cap \sigma_i$ for all $i \in \{1, 2\}$. Therefore, $\partial I' \cap \partial I$ consists of two connected components, namely, $J_1 = \partial I' \cap \sigma_1$ and $J_2 = \partial I' \cap \sigma_2$. It follows that $\partial I' \setminus \partial I = \partial I' \setminus (J_1 \cup J_2)$ also consists of two connected components, say K_1 and K_2 . By the connectedness of each K_i , we have either $K_i \subseteq I^\circ$ or $K_i \subseteq \mathbb{R}^2 \setminus I$. If $K_i \subseteq \mathbb{R}^2 \setminus I$ for all $i \in \{1, 2\}$, then either $I^\circ \subseteq I'$ or $I^\circ \cap I' = \emptyset$. The former is not true as $v \notin I'$ (one can take a point r sufficiently close to v such that $r \in I^\circ$ and $r \notin I'$), while the latter is not true as $u \in I^\circ$ (one can take a point r sufficiently close to u such that $r \in I^\circ$ and $r \in I^\circ$). As such, $K_i \subseteq I^\circ$ for some $i \in \{1, 2\}$, say $K_1 \subseteq I^\circ$. In this situation, either $\partial I' \cap I = \partial I'$ (if $K_2 \subseteq I^\circ$) or $\partial I' \cap I = J_1 \cup J_2 \cup K_1 = \partial I' \setminus K_2$ (if $K_2 \subseteq \mathbb{R}^2 \setminus I$), hence $\partial I' \cap I$ is connected; see Figure 17 for an illustration of the latter case. To show the connectedness of $\partial I \cap I'$ is easier. In the above argument, we already show that $\sigma_i \cap I'$ is connected for all $i \in \{1, 2\}$. Because both $\sigma_1 \cap I'$ and $\sigma_2 \cap I'$ contain u , it follows that $\partial I \cap I' = (\sigma_1 \cap I') \cup (\sigma_2 \cap I')$ is connected.

A.16 Proof of Lemma 3.13

We define $D = \{(x, y) \in \mathbb{R}^2 : (-x, -y) \in C\}$. Intuitively, D is the convex body in \mathbb{R}^2 obtained by rotating C around the origin by an angle of π (either clockwise or counterclockwise). One can easily verify that $u \in C_p$ (resp., $v \in C_p$) iff $p \in D_u$ (resp., $p \in D_v$). Therefore, to show that $v \in C_p$ only if $u \in C_p$ for any point $p \in \mathbb{R}^2$ with $p.y > 0$, it suffices to show that $D_v \cap Y^+ \subseteq D_u$, where $Y^+ = \{(x, y) \in \mathbb{R}^2 : y > 0\}$. Since $u \in \partial C_{p_i}$ for $i \in \{1, 2\}$, we have $p_i \in \partial D_u$ for $i \in \{1, 2\}$. For the same reason, $p_i \in \partial D_v$ for $i \in \{1, 2\}$. Consider the two arcs σ_1, σ_2 in ∂D_v connecting p_1, p_2 . Clearly, one arc is on the top side of the x -axis (say σ_1), while the other one is on the bottom side (say σ_2). See Figure 18 for an illustration of the notations. We claim that $\sigma_1 \subseteq D_u$. Note that D_u and D_v plainly intersect by Lemma 3.6, hence $\partial D_v \cap D_u$ is connected. Since $p_1, p_2 \in \partial D_v \cap D_u$, either $\sigma_1 \subseteq D_u$ or $\sigma_2 \subseteq D_u$. So it suffices to show that $\sigma_2 \not\subseteq D_u$. Let s be a bottommost point of D_v , i.e., a point with a minimum ordinate. Then $s \in \partial D_v$. Because $v.y < u.y$, s has a smaller ordinate than any point in D_u . In particular, $s \notin D_u$. Furthermore, we must have $s.y < 0$ (as $p_1.y = p_2.y = 0$ and $p_1, p_2 \in D_u$), which implies $s \in \sigma_2$. It follows that $\sigma_2 \not\subseteq D_u$ and thus $\sigma_1 \subseteq D_u$. Therefore, $D_v \cap Y^+ = \mathcal{CH}(\sigma_1) \cap Y^+ \subseteq D_u$, as desired. Next, we show that $v \in C_p^\circ$ only if $u \in C_p^\circ$ for any point $p \in \mathbb{R}^2$ with $p.y > 0$. Assume $v \in C_p^\circ$ and $u \notin C_p^\circ$. Since $v \in C_p^\circ \subseteq C_p$, by the previous proof, we can deduce that $u \in C_p$ and thus $u \in \partial C_p$. Now one can take a point $p' \in Y^+$ sufficiently close to p such that $v \in C_{p'}^\circ$ and $u \notin C_{p'}^\circ$. But by the previous proof, we must have $v \in C_{p'}^\circ$ only if $u \in C_{p'}^\circ$. This contradiction completes the proof.

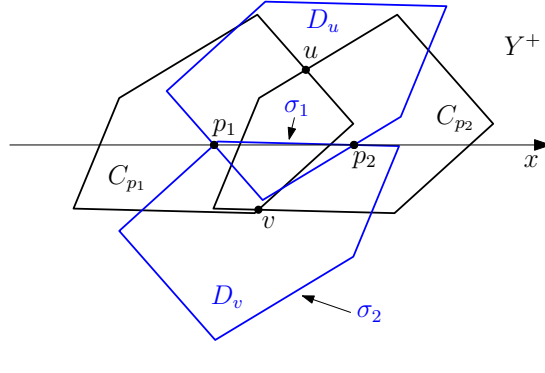


Figure 18: Illustrating the proof of Lemma 3.13

B Finding the nonempty cells intersecting a Γ -translate

In this section, we show how to build an efficient data structure to report the nonempty cells (and quad-cells) intersecting a given Γ -translate.

Let $\bar{G} = \{\square \in G : \square \cap S \neq \emptyset\}$ denote the set of all nonempty cells of G . Assume that the grid length is ℓ and the diameter of Γ is Δ . Note that both ℓ and Δ are constants as they only depend on Γ and Γ is fixed. Now let L be a sufficiently large constant such that $L > 2(\Delta + \ell)$.

For each $\square \in \bar{G}$, let c_\square be the center point of \square and $\text{Cand}(\square) = \{\square' \in \bar{G} : \text{dist}(c_\square, c_{\square'}) \leq L\}$. We have $|\text{Cand}(\square)| = O(L^2/\ell^2) = O(1)$. Next, we build a Voronoi Diagram \mathcal{VD} on the point-set $A = \{c_\square : \square \in \bar{G}\}$ and associate to each site c_\square the set $\text{Cand}(\square)$. Clearly, \mathcal{VD} occupies $O(n)$ space since $|\bar{G}| = O(n)$ and $|\text{Cand}(\square)| = O(1)$ for all $\square \in \bar{G}$.

Fix a point $o \in \Gamma$. Given a query $\Gamma_q \in \mathcal{L}_\Gamma$, we query \mathcal{VD} with the point $o + q$ to obtain the nearest-neighbor of $o + q$ in A , say c_{\square^*} , in $O(\log n)$ time. We claim that all the nonempty cells intersecting Γ_q are contained in $\text{Cand}(\square^*)$. Let $\square \in \bar{G}$ be a cell intersecting Γ_q . Since $o \in \Gamma$, we have $o + q \in \Gamma_q$. Therefore, $\text{dist}(o + q, c_\square) \leq D + \ell$. Since c_{\square^*} is the nearest-neighbor of $o + q$ in A and $c_\square \in A$, we have $\text{dist}(o + q, c_{\square^*}) \leq \text{dist}(o + q, c_\square) \leq D + \ell$. By the triangle inequality, $\text{dist}(c_\square, c_{\square^*}) \leq 2(\Delta + \ell) < L$. Thus, $\square \in \text{Cand}(\square^*)$ and our claim holds. Now we only need to check the $O(1)$ cells in $\text{Cand}(\square^*)$ one-by-one, and all the nonempty cells intersecting Γ_q can be found.

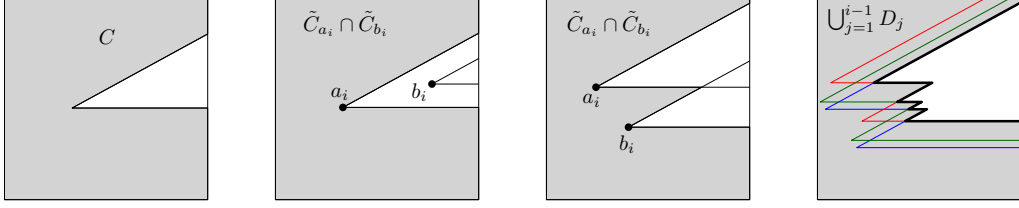


Figure 19: Illustrating a co-wedge, two examples of $\tilde{C}_{a_i} \cap \tilde{C}_{b_i}$, and an example of $\bigcup_{j=1}^{i-1} D_j$.

Reporting the nonempty quad-cells intersecting Γ_q can be simply done once the nonempty cells intersecting Γ_q are found.

C Reporting the shortest pair in a co-wedge translate

Suppose $\Phi(S, \mathcal{L}_C) = \{\phi_1, \dots, \phi_m\}$ where $\phi_i = (a_i, b_i)$ and ϕ_1, \dots, ϕ_m are sorted in increasing order of their lengths. We want to build a data structure which can report, for a query $C_q \in \mathcal{L}_C$, the smallest i such that $a_i, b_i \in C_q$.

The idea is similar to that in Section 2.2 for wedges but involves a more careful argument. Let $\tilde{C} = \{(x, y) : (-x, -y) \in C\}$, which is a co-wedge obtained by rotating C around the origin with angle π . For a point $p \in \mathbb{R}^2$, it is clear that $a_i, b_i \in C_p$ iff $p \in \tilde{C}_{a_i} \cap \tilde{C}_{b_i}$. Unlike the wedge case, depending on the position of a_i and b_i , $\tilde{C}_{a_i} \cap \tilde{C}_{b_i}$ may be a polygonal region whose boundary consists of at most four edges and three vertices; see the middle two figures in Figure 19 for an example. Denote $D_i = \tilde{C}_{a_i} \cap \tilde{C}_{b_i}$. By successively overlaying D_1, \dots, D_m , we obtain a planar subdivision whose cells are $\Sigma_1, \dots, \Sigma_m$ where $\Sigma_i = D_i \setminus \bigcup_{j=1}^{i-1} D_j$. (Note that, unlike the wedge-case, Σ_i here might not necessarily be connected.) Then, the answer of a query $C_q \in \Gamma_C$ is i iff $q \in \Sigma_i$.

It now suffices to analyze the complexity of the subdivision and then build on it an optimal point-location data structure to answer each query efficiently. As the subdivision forms a planar graph, it suffices to bound the total number of vertices. We argue that at most $O(1)$ new vertices can be created after we overlay D_i . To see why, we note that the boundary of $\bigcup_{j=1}^{i-1} D_j$ consists of segments that are parallel to one branch of \tilde{C} . See the rightmost figure in Figure 19 for an example. Furthermore, any line parallel to one branch of C intersects the boundary of $\bigcup_{j=1}^{i-1} D_j$ at most once. The boundary of D_i consists of at most four edges, each of which is a segment or a ray parallel to one branch of \tilde{C} . As such, the boundary of D_i can intersect the boundary of $\bigcup_{j=1}^{i-1} D_j$ at most four times. Including the vertices (at most three) of D_i , at most seven new vertices are created after we overlay D_i . Therefore, after overlaying all D_1, \dots, D_m , the complexity of the eventual subdivision is $O(m)$. As such, the data structure uses $O(m)$ space and $O(\log m)$ query time.