

RiffleScrambler – a memory-hard password storing function ^{*}

Karol Gotfryd
Wrocław University of
Science and Technology

Paweł Lorek
Wrocław University

Filip Zagórski[‡]
Wrocław University of
Science and Technology,
and Oktawave

Abstract

We introduce RiffleScrambler: a new family of directed acyclic graphs and a corresponding data-independent memory hard function with password independent memory access. We prove its memory hardness in the random oracle model.

RiffleScrambler is similar to Catena – updates of hashes are determined by a graph (bit-reversal or double-butterfly graph in Catena). The advantage of the RiffleScrambler over Catena is that the underlying graphs are not predefined but are generated per salt, as in Balloon Hashing. Such an approach leads to higher immunity against practical parallel attacks. RiffleScrambler offers better efficiency than Balloon Hashing since the in-degree of the underlying graph is equal to 3 (and is much smaller than in Balloon Hashing). At the same time, because the underlying graph is an instance of a Superconcentrator, our construction achieves the same time-memory trade-offs.

Keywords: Memory hardness, password storing, key derivation function, Markov chains, mixing time, Thorp shuffle.

1 Introduction

In early days of computers' era passwords were stored in plaintext in the form of pairs $(user, password)$. Back in 1960s it was observed, that it is not secure. It took around a decade to incorporate a more secure way of storing users' passwords – via a DES-based function `crypt`, as $(user, f_k(password))$ for a secret key k or as $(user, f(password))$ for a one-way function. The first approach (with encrypting passwords) allowed admins to learn a user password while both methods enabled to find two users with the same password. To mitigate that

^{*}Authors were supported by Polish National Science Centre contract number DEC-2013/10/E/ST1/00359.

[†]Accepted for ESORICS 2018

[‡]Corresponding author

problem, a random `salt` was added and in most systems, passwords are stored as $(user, f(password, salt), salt)$ for a one-way function f . This way, two identical passwords will with high probability be stored as two different strings (since the salt should be chosen uniformly at random).

Then another issue appeared: an adversary, having a database of hashed passwords, can try many dictionary-based passwords or a more targeted attack [WZW⁺16]. The ideal password should be random, but users tend to select passwords with low entropy instead. Recently, a probabilistic model of the distribution of choosing passwords, based on Zipf’s law was proposed [WCW⁺17]. That is why one requires password-storing function to be “**slow**” enough to compute for an attacker and “**fast**” enough to compute for the authenticating server.

To slow-down external attackers two additional enhancements were proposed. `Pepper` is similar to salt, its value is sampled from uniform distribution and passwords are stored as $(user, f(password, salt, pepper), salt)$ but the value of `pepper` is not stored – evaluation (and guessing) of a password is slowed down by the factor equal to the size of the space from which `pepper` is chosen. `Garlic` is also used to slow down the process of verifying a password – it tells how many times f is called, a password is stored as $(user, f^{garlic}(password, salt, pepper), salt, garlic)$. Using `pepper` and `garlic` has one bottleneck – it slows down at the same rate both an attack and the legitimate server. Moreover this approach does not guarantee required advantage over an adversary who can evaluate a function simultaneously using ASICs (Application Specific Integrated Circuit) or clusters of GPUs. The reason is that the cost of evaluation of hash functions like SHA-1, SHA-2 on an ASIC is even several thousands times smaller than on a CPU. For instance Antminer S9 has claimed performance of 14 TH/s [ant] (double SHA256) versus about 30 GH/s for the best currently available GPU cards (GeForce GTX 1080TI, Radeon RX Vega 56) and up to 1 GH/s for CPUs. Percival [Per] noted that memory cost is more comparable across various platforms than computation time. He suggested a memory-hard functions (MHF) and introduced `scrypt` [Per]. So the right approach in designing a password-storing function is not only to make a function slow, but to make it use relatively large amounts of memory.

One can think about an MHF as a procedure of evaluating a function F which uses some ordering of memory calls. Such a function can be described as a DAG (Directed Acyclic Graph) $G = G_F$. Vertex v represents some internal value, and if evaluating this value requires values at v_{i_1}, \dots, v_{i_M} , then v_{i_1}, \dots, v_{i_M} are parents of v in G . For example, calculating a function $F = H^N(x) = H(\dots H(H(x)) \dots)$ (H computed N times – like PBKDF2 – Password Based Key Derivation Function 2 [Bur00] where $N = 1024$) can be represented by a graph $G = (V, E)$ with vertices $\{v_0, v_1, \dots, v_{N-1}, v_N\}$ and edges $E = \{(v_i, v_{i+1}), i = 0, \dots, N-1\}$ (i.e., a path). Initially, the value at vertex v_0 is x , computations yield in value $F(x)$ at vertex v_N .

We can categorize MHFs into two groups: data dependent MHFs (dMHF) and data independent MHFs (iMHF). Roughly speaking, for iMHFs the order of computations (graph G_F) does not depend on a password (but it can still depend

on a *salt*), whereas the ordering of calculations in dMHFs depends on data (*i.e.*, a *password*). Because dMHFs may be susceptible to various side-channel attacks (via *e.g.*, timing attacks, memory access pattern) the main focus is on designing iMHFs.

Sequential vs Parallel attacks. Security of memory-hard functions can be analyzed in two models: sequential one and parallel one. In the sequential model, an adversary tries to invert a function by performing computation on a single-core machine while in the parallel model an adversary may use many processors to achieve its goal. The security of a given memory-hard function comes from the properties of the underlying graphs, *e.g.*, if an underlying graph is a *Superconcentrator* (see Definition 3) then a function is memory-hard in the sequential model while if the underlying graph is *depth-robust* then the function is memory-hard in the parallel model.

1.1 Related Work

To compare various constructions, besides iMHF and dMHF distinction, one considers the complexity of evaluation of a given function. The formal definitions of sequential/parallel complexity are stated in Section 2 (and are formalized as a pebble-game), here we provide the intuitive motivation behind these definitions. The sequential complexity $\Pi_{st}(G)$ of a directed acyclic graph G is the time it takes to label (pebble/evaluate) the graph times the maximal number of memory cells the best sequential algorithm needs to evaluate (pebble) the graph. In the similar fashion one defines cumulative complexity of parallel pebbling $\Pi_{cc}^{\parallel}(G)$ of G , here this is the sum of the number of used memory cells during labeling (pebbling) the graph by the best parallel algorithm. For detailed discussion on the pebbling game see *e.g.* [AS15, BCGS16, FLW, LT82].

For a graph that corresponds to evaluating PBKDF2 above values are equal to $\Pi_{st}(\text{PBKDF2}) = n$ and $\Pi_{cc}^{\parallel}(\text{PBKDF2}) = n$ while if a function is memory hard $\Pi_{st}(\text{PBKDF2}) = \Omega(n^2)$.

The Password Hashing Competition [phc] was announced in 2013 in the quest of a standard function in the area. Argon2i [BDK16] was the winner, while Catena [FLW15], Lyra2 [SAA⁺], yescript [yes14] and Makwa [Por15] were given a special recognition.

Let DFG_n^λ be the Catena Dragonfly Graph, BFG_n^λ be the Catena Butterfly Graph (see [ABP17, FLW15]) and $\text{BHG}_\sigma^\lambda$ be the graph corresponding to evaluating Balloon Hashing [BCGS16].

Concerning sequential attacks for DFG_N^λ and $\text{BHG}_\sigma^\lambda$ we have:

Lemma 1. *Any adversary using $S \leq N/20$ memory cells requires T placements such that*

$$T \geq N \left(\frac{\lambda N}{64S} \right)^\lambda$$

for DFG_N^λ .

Lemma 2. *Any adversary using $S \leq N/64$ memory cells, for in-degree $\delta = 7$ and λ rounds requires*

$$T \geq \frac{(2^\lambda - 1)N^2}{32S}$$

placements for BHG_σ^λ .

Concerning parallel attacks for BFG_n^λ , DFG_n^λ and BHG_σ^λ we have the following

Theorem 1 (Theorem 7 in [ABP17]). • *If $\lambda, n \in \mathbb{N}^+$ such that $n = 2^g(\lambda(2g - 1) + 1)$ for some $g \in \mathbb{N}^+$ then*

$$\Pi_{cc}^{\parallel}(BFG_n^\lambda) = \Omega\left(\frac{n^{1.5}}{g\sqrt{g\lambda}}\right)$$

- *If $\lambda, n \in \mathbb{N}^+$ such that $k = n/(\lambda + 1)$ is a power of 2 then*

$$\Pi_{cc}^{\parallel}(DFG_n^\lambda) = \Omega\left(\frac{n^{1.5}}{\sqrt{\lambda}}\right)$$

- *If $\tau, \sigma \in \mathbb{N}^+$ such that $n = \sigma \cdot \tau$ then with high probability*

$$\Pi_{cc}^{\parallel}(BHG_\tau^\sigma) = \Omega\left(\frac{n^{1.5}}{\sqrt{\tau}}\right)$$

Alwen and Blocki [AB16] show that it is possible (in parallel setting) that an attacker may save space for any iMHF (*e.g.*, Argon2i, Balloon, Catena, *etc.*) so the Π_{cc}^{\parallel} is not $\Omega(n^2)$ but $\Omega(n^2/\log n)$. The attack is applicable only when the instance of an MHF requires large amount of memory (*e.g.*, $> 1\text{GB}$) while in practice, MHFs would be run so the memory consumption is of the order of just several megabytes (*e.g.*, 16MB). In order to mount such an attack, a special-purpose hardware must be built (with lots of shared memory and many cores). While Alwen, Blocki and Pietrzak [ABP17] improve these attacks even further, it was still unclear if this type of attack is of practical concern. But recently Alwen and Blocki [AB17] improved these attacks even more and presented implementation which *e.g.*, successfully ran against the latest version of Argon (Argon2i-B).

1.2 Our contribution

In this paper (details given in Section 3) we introduce RiffleScrambler – a new family of directed acyclic graphs and a corresponding data-independent memory hard function with password independent memory access. We prove its memory hardness in the random oracle model.

For a password x , a salt s and security parameters (integers) g, λ :

1. a permutation $\rho = \rho_g(s)$ of $N = 2^g$ elements is generated using (time reversal of) Riffle Shuffle (see Algorithm 1) and

2. a computation graph $\text{RSG}_\lambda^N = G_{\lambda,g,s} = G_{\lambda,g}(\rho)$ is generated.

Evaluation of **RiffleScrambler** (a function on 2λ stacked RSG^N graphs) with $S = N = 2^g$ memory cells takes the number of steps proportional to $T \approx 3\lambda N$ (the max-indegree of the graph is equal to 3).

Our result on time-memory trade-off concerning *sequential attacks* is following.

Lemma 3. *Any adversary using $S \leq N/20$ memory cells requires T placements such that*

$$T \geq N \left(\frac{\lambda N}{64S} \right)^\lambda$$

for the RSG_λ^N .

The above lemma means that (in the sequential model) any adversary who uses S memory cells for which $S \leq N/20$ would spend at least T steps evaluating the function and $T \geq N \left(\frac{\lambda N}{64S} \right)^\lambda$ (the punishment for decreasing available memory cells is severe). The result for sequential model gives the same level as for Catena (see Lemma 1) while it is much better than for BallonHashing (see Lemma 2). The main advantage of **RiffleScrambler** (compared to Catena) is that each salt corresponds (with high probability) to a different computation graph, and there are $N! = 2^g!$ of them (while Catena uses one, *e.g.*, bit-reversal based graph). Moreover it is easy to modify **RiffleScrambler** so the number of possible computation graphs is equal to $N!^{2\lambda} = (2^g!)^{2\lambda}$ (we can use different – also salt dependent – permutations in each stack).

On the other hand **RiffleScrambler** guarantees better immunity against parallel attacks than Catena's computation graph. Our result concerning *parallel attacks* is following.

Lemma 4. *For positive integers λ, g let $n = 2^g(2\lambda g + 1)$ for some $g \in \mathbb{N}^+$. Then*

$$\Pi_{cc}^{\parallel}(\text{RSG}_\lambda^k) = \Omega \left(\frac{n^{1.5}}{\sqrt{g\lambda}} \right).$$

The **RiffleScrambler** is a password storing method that is immune to cache-timing attacks since memory access pattern is password-independent.

2 Preliminaries

For a directed acyclic graph (DAG) $G = (V, E)$ of $n = |V|$ nodes, we say that the indegree is $\delta = \max_{v \in V} \text{indeg}(v)$ if δ is the smallest number such that for any $v \in V$ the number of incoming edges is not larger than δ . Parents of a node $v \in V$ is the set $\text{parents}_G(v) = \{u \in V : (u, v) \in E\}$.

We say that $u \in V$ is a *source* node if it has no parents (has indegree 0) and we say that $u \in V$ is a *sink* node if it is not a parent for any other node (it has 0 outdegree). We denote the set of all sinks of G by $\text{sinks}(G) = \{v \in V : \text{outdegree}(v) = 0\}$.

The directed path $p = (v_1, \dots, v_t)$ is of length t in G if $(\forall i)v_i \in V, (v_i, v_{i+1}) \in E$, we denote it by $\text{length}(p) = t$. The *depth* $d = \text{depth}(G)$ of a graph G is the length of the longest directed path in G .

2.1 Pebbling and complexity

One of the methods for analyzing iMHFs is to use so called *pebbling game*. We will follow [ABP17] with the notation (see also therein for more references on pebbling games).

Definition 1 (Parallel/Sequential Graph Pebbling). *Let $G = (V, E)$ be a DAG and let $T \subset V$ be a target set of nodes to be pebbled. A pebbling configuration (of G) is a subset $P_i \subset V$. A legal parallel pebbling of T is a sequence $P = (P_0, \dots, P_t)$ of pebbling configurations of G , where $P_0 = \emptyset$ and which satisfies conditions 1 and 2 below. A sequential pebbling additionally must satisfy condition 3.*

1. *At some step every target node is pebbled (though not necessarily simultaneously).*

$$\forall x \in T \quad \exists z \leq t \quad : \quad x \in P_z.$$

2. *Pebbles are added only when their predecessors already have a pebble at the end of the previous step.*

$$\forall i \in [t] \quad : \quad x \in (P_i \setminus P_{i-1}) \Rightarrow \text{parents}(x) \subset P_{i-1}.$$

3. *At most one pebble is placed per step.*

$$\forall i \in [t] : |P_i \setminus P_{i-1}| \leq 1.$$

We denote with $\mathcal{P}_{G,T}$ and $\mathcal{P}_{G,T}^{\parallel}$ the set of all legal sequential and parallel peblings of G with target set T , respectively.

Note that $\mathcal{P}_{G,T} \subset \mathcal{P}_{G,T}^{\parallel}$. The most interesting case is when $T = \text{sinks}(G)$, with such a T we write \mathcal{P}_G and $\mathcal{P}_G^{\parallel}$.

Definition 2 (Time/Space/Cumulative Pebbling Complexity). *The time, space, space-time and cumulative complexity of a pebbling $P = \{P_0, \dots, P_t\} \in \mathcal{P}_G^{\parallel}$ are defined as:*

$$\Pi_t(P) = t, \quad \Pi_s(P) = \max_{i \in [t]} |P_i|, \quad \Pi_{st}(P) = \Pi_t(P) \cdot \Pi_s(P), \quad \Pi_{cc}(P) = \sum_{i \in [t]} |P_i|.$$

For $\alpha \in \{s, t, st, cc\}$ and a target set $T \subset V$, the sequential and parallel pebbling complexities of G are defined as

$$\Pi_{\alpha}(G, T) = \min_{P \in \mathcal{P}_{G,T}} \Pi_{\alpha}(P), \quad \Pi_{\alpha}^{\parallel}(G, T) = \min_{P \in \mathcal{P}_{G,T}^{\parallel}} \Pi_{\alpha}(P).$$

When $T = \text{sinks}(G)$ we write $\Pi_{\alpha}(G)$ and $\Pi_{\alpha}^{\parallel}(G)$.

2.2 Tools for sequential attacks

Definition 3 (*N-Superconcentrator*). A directed acyclic graph $G = \langle V, E \rangle$ with a set of vertices V and a set of edges E , a bounded indegree, N inputs, and N outputs is called *N-Superconcentrator* if for every k such that $1 \leq k \leq N$ and for every pair of subsets $V_1 \subset V$ of k inputs and $V_2 \subset V$ of k outputs, there are k vertex-disjoint paths connecting the vertices in V_1 to the vertices in V_2 .

By stacking λ (an integer) *N-Superconcentrators* we obtain a graph called (N, λ) -Superconcentrator.

Definition 4 ((N, λ) -Superconcentrator). Let $G_i, i = 0, \dots, \lambda-1$ be *N-Superconcentrators*. Let G be the graph created by joining the outputs of G_i to the corresponding inputs of $G_{i+1}, i = 0, \dots, \lambda-2$. Graph G is called (N, λ) -Superconcentrator.

Theorem 2 (Lower bound for a (N, λ) -Superconcentrator [LT82]). Pebbling a (N, λ) -Superconcentrator using $S \leq N/20$ pebbles requires T placements such that

$$T \geq N \left(\frac{\lambda N}{64S} \right)^\lambda.$$

2.3 Tools for parallel attacks

We build upon the results from [ABP17], hence we shall recall the definitions used therein.

Definition 5 (Depth-Robustness [ABP17]). For $n \in \mathcal{N}$ and $e, d \in [n]$ a DAG $G = (V, E)$ is (e, d) -depth-robust if

$$\forall S \subset V \quad |S| \leq e \Rightarrow \text{depth}(G - S) \geq d.$$

For (e, d) -depth-robust graph we have

Theorem 3 (Thm. 4 [ABP17]). Let G be an (e, d) -depth-robust DAG. Then we have $\Pi_{cc}^{\parallel}(G) > ed$.

We can obtain better bounds on $\Pi_{cc}^{\parallel}(G)$ having more assumptions on the structure of G .

Definition 6 (Dependencies [ABP17]). Let $G = (V, E)$ be a DAG and $L \subseteq V$. We say that L has a (z, g) -dependency if there exist nodes-disjoint paths p_1, \dots, p_z of length at least g each ending in L .

Definition 7 (Dispersed Graph [ABP17]). Let $g \geq k$ be positive integers. A DAG G is called (g, k) -dispersed if there exists ordering of its nodes such that the following holds. Let $[k]$ denote last k nodes in the ordering of G and let $L_j = [jg, (j+1)g-1]$ be the j^{th} subinterval. Then $\forall j \in [k/g]$ the interval L_j has a (g, g) -dependency. More generally, let $\varepsilon \in (0, 1]$. If each interval L_j only has an $(\varepsilon g, g)$ -dependency, then G is called (ε, g, k) -dispersed.

Definition 8 (Stacked Dispersed Graphs [ABP17]). A DAG $G \in \mathbb{D}_{\varepsilon, g}^{\lambda, k}$ if there exist $\lambda \in \mathbb{N}^+$ disjoint subsets of nodes $\{L_i \subseteq V\}$, each of size k , with the following two properties:

1. For each L_i there is a path running through all nodes of L_i .
2. Fix any topological ordering of nodes of G . For each $i \in [\lambda]$ let G_i be the sub-graph of G containing all nodes of G up to the last node of L_i . Then G_i is an (ε, g, k) -dispersed graph.

For stacked dispersed graphs we have

Theorem 4 (Thm. 4 in [ABP17]). Let G be a DAG such that $G \in \mathcal{D}_{\varepsilon, g}^{\lambda, k}$. Then we have

$$\Pi_{cc}^{\parallel}(G) \geq \varepsilon \lambda g \left(\frac{k}{2} - g \right).$$

3 Riffle Scrambler

The RiffleScrambler function uses the following parameters:

- s is a salt which is used to generate a graph G ,
- g - garlic, $G = \langle V, E \rangle$, i.e., $V = V_0 \cup \dots \cup V_{2\lambda g}$, $|V_i| = 2^g$,
- λ - is the number of layers of the graph G .

Let $HW(x)$ denote the Hamming weight of a binary string x (i.e., the number of ones in x), and \bar{x} denotes a coordinate-wise complement of x (thus $HW(\bar{x})$ denotes number of zeros in x).

Definition 9. Let $B = (b_0 \dots b_{n-1}) \in \{0, 1\}^n$ (a binary word of length n). We define a rank $r_B(i)$ of a bit i in B as

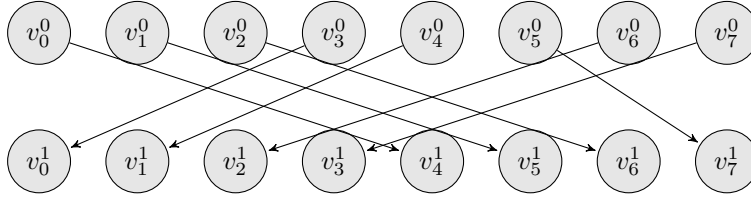
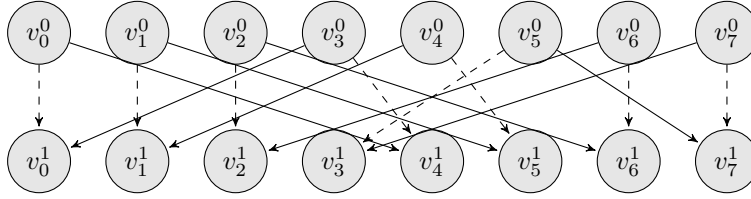
$$r_B(i) = |\{j < i : b_j = b_i\}|.$$

Definition 10 (Riffle-Permutation). Let $B = (b_0 \dots b_{n-1})$ be a binary word of length n . A permutation π induced by B is defined as

$$\pi_B(i) = \begin{cases} r_B(i) & \text{if } b_i = 0, \\ r_B(i) + HW(\bar{B}) & \text{if } b_i = 1 \end{cases}$$

for all $0 \leq i \leq n-1$.

Example 1. Let $B = 11100100$, then $r_B(0) = 0$, $r_B(1) = 1$, $r_B(2) = 2$, $r_B(3) = 0$, $r_B(4) = 1$, $r_B(5) = 3$, $r_B(6) = 2$, $r_B(7) = 3$. The Riffle-Permutation induced by B is equal to $\pi_B = \begin{pmatrix} 0 & 1 & 2 & 3 & 4 & 5 & 6 & 7 \\ 4 & 5 & 6 & 0 & 1 & 7 & 2 & 3 \end{pmatrix}$. For graphical illustration of this example see Fig. 1.

Figure 1: A graph of Riffle-Permutation induced by $B = 11100100$.Figure 2: An 8-Single-Layer-Riffle-Graph (with horizontal edges and edge (v_7^0, v_0^1) skipped) for $B = 11100100$. Permutation π_B is depicted with solid lines, whereas π_B is presented with dashed lines.

Definition 11 (N -Single-Layer-Riffle-Graph). Let $\mathcal{V} = \mathcal{V}^0 \cup \mathcal{V}^1$ where $\mathcal{V}^i = \{v_0^i, \dots, v_{N-1}^i\}$ and let B be an N -bit word. Let π_B be a Riffle-Permutation induced by B . We define N -Single-Layer-Riffle-Graph (for even N) via the set of edges E :

- 1 edge: $v_{N-1}^0 \rightarrow v_0^1$,
- N edges: $v_i^0 \rightarrow v_{\pi_B(i)}^1$ for $i = 0, \dots, N-1$,
- N edges: $v_i^0 \rightarrow v_{\pi_B(i)}^1$ for $i = 0, \dots, N-1$.

Example 2. Continuing with B and π_B from Example 1, the 8-Single-Layer-Riffle-Graph is presented in Fig. 2.

Algorithm 3 is responsible for generating an N -Double-Riffle-Graph which is defined in the following way. From now on, we assume that $N = 2^g$.

Definition 12 (N -Double-Riffle-Graph). Let V denote the set of vertices and E be the set of edges of $G = (V, E)$. Let B_0, \dots, B_{g-1} be g binary words of the length 2^g each. Then N -Double-Riffle-Graph is obtained by stacking $2g$ Single-Layer-Riffle-Graphs resulting in a graph consisting of $(2g+1)2^g$ vertices

- $\{v_0^0, \dots, v_{2^g-1}^0\} \cup \dots \cup \{v_0^{2g}, \dots, v_{2^g-1}^{2g}\}$,

and edges:

- $(2g+1)2^g$ edges: $v_{i-1}^j \rightarrow v_i^j$ for $i \in \{1, \dots, 2^g-1\}$ and $j \in \{0, 1, \dots, 2^g\}$,
- $2g$ edges: $v_{2^g-1}^j \rightarrow v_0^{j+1}$ for $j \in \{0, \dots, 2^g-1\}$,

- $g2^g$ edges: $v_i^{j-1} \rightarrow v_{\pi_{B_j}(i)}^j$ for $i \in \{0, \dots, 2^g - 1\}$, $j \in \{1, \dots, g\}$,
- $g2^g$ edges: $v_i^{j-1} \rightarrow v_{\pi_{\bar{B}_j}(i)}^j$ for $i \in \{0, \dots, 2^g - 1\}$, $j \in \{1, \dots, g\}$,

and the following edges for the lower g layers – which are symmetric with respect to the level g (and where we use inverse of permutations induced by $B_j, j \in \{0, \dots, g-1\}$):

- $g2^g$ edges: $v_i^{2g-j} \rightarrow v_i^{2g-j+1}$ for $i \in \{0, \dots, 2^g - 1\}$, $j \in \{1, \dots, g\}$,
- $g2^g$ edges: $v_i^{2g-j} \rightarrow v_{\pi_{B_j}^{-1}(i)}^{2g-j+1}$ for $i \in \{0, \dots, 2^g - 1\}$, $j \in \{1, \dots, g\}$.

Definition 13 ((N, λ) -Double-Riffle-Graph). *Let $G_i, i = 0, \dots, \lambda - 1$ be N -Double-Riffle-Graphs. The (N, λ) -Double-Riffle-Graph is a graph obtained by stacking λ times N -Double-Riffle-Graphs together by joining outputs of G_i to the corresponding inputs of $G_{i+1}, i = 0, \dots, \lambda - 2$.*

One of the ingredients of our main procedure is a construction of (N, λ) -Double-Riffle-Graph using specific binary words B_0, \dots, B_{g-1} . To continue, we have to introduce "trajectory tracing". For given σ – a permutation of $\{0, \dots, 2^g - 1\}$ – let \mathbf{B} be a binary matrix of size $2^g \times g$, whose j -th row is a binary representation of $\sigma(j), j = 0, \dots, 2^g - 1$. Denote by B_i the i -th column of \mathbf{B} , i.e., $\mathbf{B} = (B_0, \dots, B_{2^g-1})$. We call this matrix a *binary representation* of σ . Then we create a binary matrix $\mathfrak{B} = (\mathfrak{B}_0, \dots, \mathfrak{B}_{2^g-1})$ (also of size $2^g \times g$) in the following way. We set $\mathfrak{B}_0 = B_0$. For $i = 1, \dots, 2^g - 1$ we set $\mathfrak{B}_i = \pi_{\mathfrak{B}_{i-1}^T}(B_i)$. The procedure `TraceTrajectories` is given in Algorithm 2.

Roughly speaking, the procedure `RiffleScrambler`(x, s, g, λ) works in the following way.

- For given salt s it calculates a pseudorandom permutation σ (using inverse Riffle Shuffle), let \mathbf{B} be its binary representation.
- It calculates $\mathfrak{B} = \text{TraceTrajectories}(\mathbf{B})$.
- It creates an instance of N -Double-Riffle-Graph ($2g+1$ rows of 2^g vertices) using $\mathfrak{B}_0^T, \dots, \mathfrak{B}_{g-1}^T$ as binary words.
- It *evaluates* x on the graph, calculates values at nodes on last row, i.e., $v_0^{2g+1}, \dots, v_{2^g-1}^{2g+1}$.
- Last row is rewritten to first one, i.e., $v_i^0 = v_i^{2g+1}, i = 0, \dots, 2^g - 1$, and whole evaluation is repeated λ times.
- Finally, the value at $v_{2^g-1}^{2g}$ is returned.

The main procedure `RiffleScrambler`(x, s, g, λ) for storing a password x using salt s and memory-hardness parameters g, λ is given in Algorithm 4.

Example 3. An example of $(8, 1)$ -Double-Riffle-Graph which was obtained from a permutation $\sigma = \begin{pmatrix} 0 & 1 & 2 & 3 & 4 & 5 & 6 & 7 \\ 5 & 4 & 6 & 3 & 2 & 7 & 0 & 1 \end{pmatrix}$. Its binary representation is the following:

$$\mathbf{B} = (B_0, B_1, B_2), \quad \mathbf{B}^T = \begin{pmatrix} 1 & 1 & 1 & 0 & 0 & 1 & 0 & 0 \\ 0 & 0 & 1 & 1 & 1 & 1 & 0 & 0 \\ 1 & 0 & 0 & 1 & 0 & 1 & 0 & 1 \end{pmatrix}.$$

We obtain trajectories of the elements and we can derive words/permutations for each layer of the graph:

- $\mathfrak{B}_0 = B_0 = (11100100)^T$ (used in the previous examples) – obtained by concatenating first digits of elements, we have $\pi_{B_0} = \begin{pmatrix} 0 & 1 & 2 & 3 & 4 & 5 & 6 & 7 \\ 4 & 5 & 6 & 0 & 1 & 7 & 2 & 3 \end{pmatrix}$.
- $\mathfrak{B}_1 = \pi_{\mathfrak{B}_0^T}(B_1) = \pi_{\mathfrak{B}_0^T}(11100100) = (11000011)^T$, thus $\pi_{\mathfrak{B}_1} = \begin{pmatrix} 0 & 1 & 2 & 3 & 4 & 5 & 6 & 7 \\ 4 & 5 & 0 & 1 & 2 & 3 & 6 & 7 \end{pmatrix}$.
- $\mathfrak{B}_2 = \pi_{\mathfrak{B}_1^T}(B_2) = \pi_{\mathfrak{B}_1^T}(10010101) = (01011001)^T$, thus $\pi_{B_2} = \begin{pmatrix} 0 & 1 & 2 & 3 & 4 & 5 & 6 & 7 \\ 0 & 4 & 5 & 1 & 6 & 2 & 3 & 7 \end{pmatrix}$.
- Finally,

$$\mathfrak{B} = (\mathfrak{B}_0, \mathfrak{B}_1, \mathfrak{B}_2), \quad \mathfrak{B}^T = \begin{pmatrix} 1 & 1 & 1 & 0 & 0 & 1 & 0 & 0 \\ 1 & 1 & 0 & 0 & 0 & 0 & 1 & 1 \\ 0 & 1 & 0 & 1 & 1 & 0 & 0 & 1 \end{pmatrix}.$$

The resulting graph is given in Fig. 3.

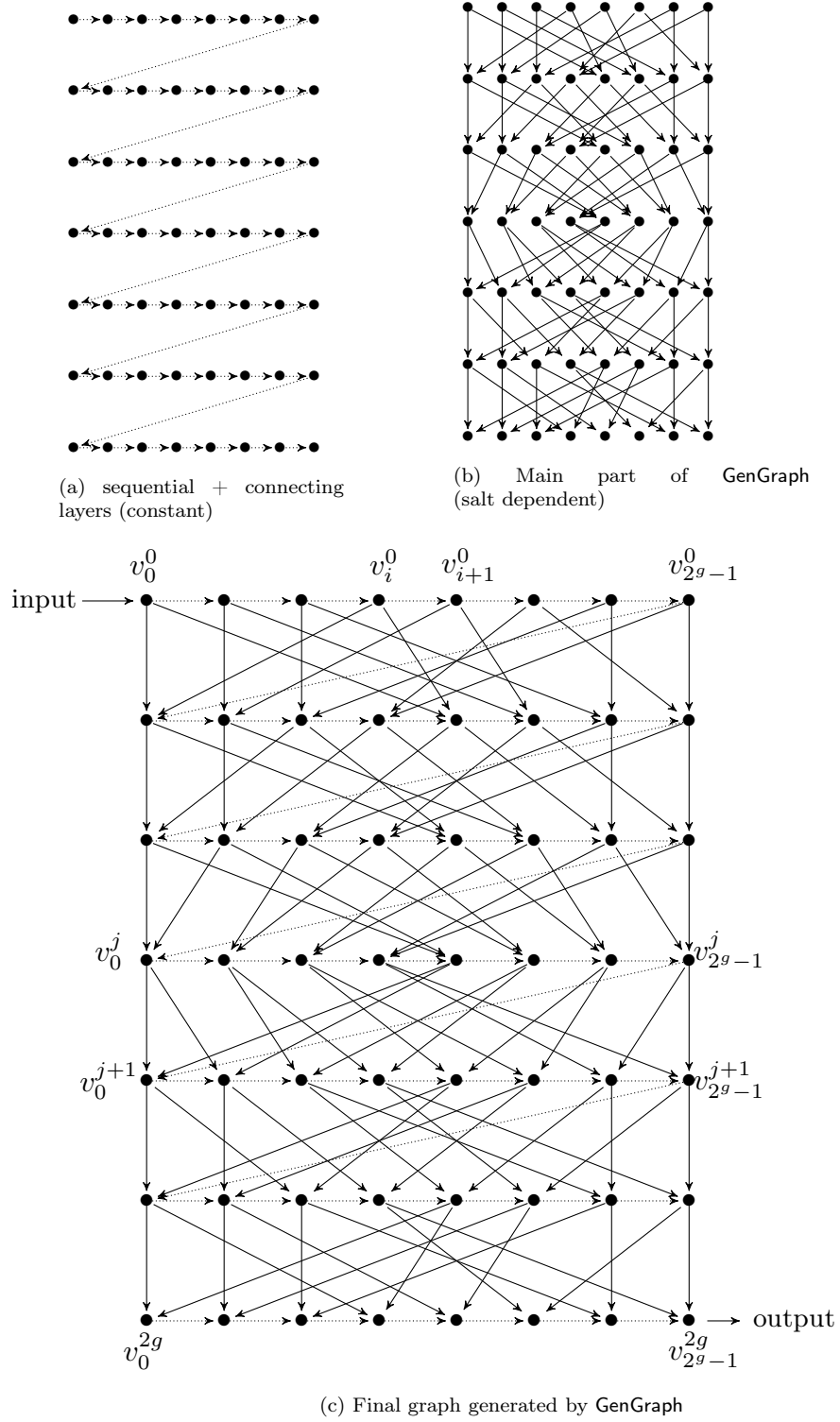


Figure 3: Instance of (8,1)-Double-Riffle-Graph the graph

3.1 Pseudocodes

Algorithm 1 RiffleShuffle $_H(n, s)$

```

1:  $\pi = \langle 1, \dots, n \rangle$ 
2: for  $i = 1$  to  $n$  do
3:   for  $j = 1$  to  $i - 1$  do
4:      $M[i, j] = 0$ 
5:   end for
6: end for
7: while  $\exists_{1 \leq i \leq n} \exists_{1 \leq j < i} M[i, j] = 0$  do
8:    $\mathcal{S}_0, \mathcal{S}_1 = \emptyset$ 
9:   for  $w := 1$  to  $n$  do
10:     $b = H(s, w, r)_1$ 
11:     $\mathcal{S}_b = \mathcal{S}_b \uplus \pi[w]$ 
12:   end for
13:   for  $i \in \mathcal{S}_0$  do
14:     for  $j \in \mathcal{S}_1$  do
15:        $M[\max(i, j), \min(i, j)] = 1$ 
16:     end for
17:   end for
18:    $\pi = \mathcal{S}_0 \uplus \mathcal{S}_1$ 
19: end while
20: return  $\pi$ 

```

Algorithm 2 TraceTrajectories(**B**)

Require: : $\mathbf{B} = (B_0, \dots, B_{g-1})$ {binary matrix of size $2^g \times g$ with columns $B_i, i = 0, \dots, g-1$ }

Ensure: : \mathfrak{B} {binary matrix of size $2^g \times g$ with recalculated trajectories}

```

1:  $\mathfrak{B}_0 = B_0$ 
2: for  $i := 1$  to  $g - 1$  do
3:    $\mathfrak{B}_i = \pi_{\mathfrak{B}_{i-1}^T}(B_i^T)$  //Riffle-Permutation induced by  $B_i^T$ 
4: end for
5: return  $\mathfrak{B} = (\mathfrak{B}_0, \dots, \mathfrak{B}_{g-1})$ 

```

Algorithm 3 GenGraph_H(g, σ)

```

1:  $N = 2^g$ 
2:  $V = \{v_i^j : i = 0, \dots, N-1; j = 0, \dots, 2g\}$ 
3:  $E = \{v_i^j \rightarrow v_{i+1}^j : i = 0, \dots, N-2; j = 0, \dots, 2g\}$ 
4:  $E = E \cup \{v_{n-1}^j \rightarrow v_0^{j+1} : j = 0, \dots, 2g-1\}$ 
5: Let  $\mathbf{B}$  be a binary representation of  $\sigma$ 
6: Calculate  $\mathfrak{B} = (\mathfrak{B}_0, \dots, \mathfrak{B}_{g-1}) = \text{TraceTrajectories}(\mathbf{B})$ . Let  $\mathfrak{B}_{2g+1-m} = \mathfrak{B}_m, m = 0, \dots, g-2$ . Let  $\mathfrak{B}_j = \mathfrak{B}_{j,0}\mathfrak{B}_{j,1} \dots \mathfrak{B}_{j,2^g-1}$ 
7: for  $i = 0$  to  $2g$  do
8:   end for
9: for  $j = 0$  to  $2g-1$  do
10:  | for  $i = 0$  to  $2^g-1$  do
11:  | |  $E = E \cup \{v_i^j \rightarrow v_{\pi_{\mathfrak{B}_j,i}}^{j+1}\} \cup \{v_i^j \rightarrow v_{\pi_{\mathfrak{B}_j,i}}^{j+1}\}$ 
12:  | end for
13: end for
14: return  $\pi$ 

```

Algorithm 4 RiffleScrambler(n, x, s, g, λ)

Require: s {Salt}, g {Garlic}, x {Value to Hash}, λ {Depth}, H {Hash Function}

Ensure: x {Password Hash}

```

1:  $\sigma = \text{RiffleShuffle}_H(2^g, s)$ 
2:  $G = (V, E) = \text{GenGraph}(g, \sigma)$ 
3:  $v_0^0 \leftarrow H(x)$ 
4: for  $i := 1$  to  $2^g-1$  do
5:  |  $v_i^0 = H(v_{i-1}^0)$ 
6: end for
7: for  $r := 1$  to  $\lambda$  do
8:  | for  $j := 0$  to  $2g$  do
9:  | | for  $i = 0$  to  $2^g-1$  do
10:  | | |  $v_i^{j+1} := 0$ 
11:  | | | for all  $v \rightarrow v_i^{j+1} \in E$  do
12:  | | | |  $v_i^{j+1} := H(v_i^{j+1}, v)$ 
13:  | | | end for
14:  | | end for
15:  | end for
16:  | for  $i = 0$  to  $2^g-1$  do
17:  | |  $v_i^0 = v_i^{2g+1}$ 
18:  | end for
19: end for
20:  $x := v_{n-1}^{2g}$ 
21: return  $x$ 

```

4 Proofs

4.1 Proof of Lemma 3

In this Section we present the security proof of our scheme in the sequential model of adversary. Recall that $N = 2^g$. To prove Lemma 3 it is enough to prove the following theorem (since then the assertion follows from Theorem 2).

Theorem 5. *Let $\rho = (\rho_0, \dots, \rho_{2^g-1})$ be a permutation of $N = 2^g$ elements, let \mathbf{B} be its binary representation and let $\mathfrak{B} = (\mathfrak{B}_0, \dots, \mathfrak{B}_{g-1}) = \text{TraceTrajectories}(\mathbf{B})$. Let G be an N -Double-Riffle-Graph using \mathfrak{B} . Then G is an N -Superconcentrator.*

Before we proceed to the main part of the proof, we shall introduce some auxiliary lemmas showing some useful properties of the N -Double-Riffle-Graph.

Lemma 5. *Let ρ be a permutation of $N = 2^g$ elements, $\rho = (\rho_0, \dots, \rho_{2^g-1})$ and let \mathbf{B} be its binary representation. Let $\mathfrak{B} = \text{TraceTrajectories}(\mathbf{B})$. Let \bar{G} be the subgraph of N -Double-Riffle-Graph G constructed using \mathfrak{B} , consisting of $g+1$ layers and only of directed edges corresponding to the trajectories defined by ρ . Then the index of the endpoint of the directed path from j th input vertex v_j^0 of \bar{G} is uniquely given by the reversal of the bit sequence \mathfrak{B}_j^T . The input vertex v_j^0 corresponds to the output vertex v_k^g , where $k = \mathfrak{B}_j(2^g-1) \dots \mathfrak{B}_j(1)\mathfrak{B}_j(0)$.*

The above lemma is very closely related to the interpretation of time-reversed Riffle Shuffle process and it follows from a simple inductive argument. Let us focus on the last layer of \bar{G} , i.e., the sets of vertices $V_{g-1} = \{v_0^{g-1}, \dots, v_{2^g-1}^{g-1}\}$, $V_g = \{v_0^g, \dots, v_{2^g-1}^g\}$ and the edges between them. Let us observe that from the construction of Riffle-Graph, the vertices from V_g with indices whose binary representation starts with 1 are connected with the vertices from V_{g-1} having the last bit of their trajectories equal to 1 (the same applies to 0). Applying this kind of argument iteratively to the preceding layers will lead to the claim.

Let us observe that choosing two different permutations ρ_1 and ρ_2 of 2^g elements will determine two different sets of trajectories, each of them leading to different configurations of output vertices in \bar{G} connected to respective inputs from $V_0 = \{v_0^0, \dots, v_{2^g-1}^0\}$. Thus, as a simple consequence of Lemma 5 we obtain the following corollary.

Corollary 1. *There is one-to-one correspondence between the set \mathbb{S}_2^g of permutations of 2^g elements determining the trajectories of input vertices in N -Double-Riffle-Graph and the positions of endpoint vertices from V_g connected with consecutive input vertices from V_0 in the graph \bar{G} defined in Lemma 5.*

In order to provide a pebbling-based argument on memory hardness of the RiffleScrambler, we need the result on the structure of N -Double-Riffle-Graph given by the following Lemma 6, which is somewhat similar to that of Lemma 4 from [Bra17].

Lemma 6. *Let G be an N -Double-Riffle-Graph with 2^g input vertices. Then there is no such pairs of trajectories that if in some layer $1 \leq i \leq g$ the vertices*

v_k^{i-1} and v_l^{i-1} on that trajectories are connected with some $v_{k'}^i$ and $v_{l'}^i$ (i.e., they form a size-1 switch) on the corresponding trajectories, there is no $0 < j < i$ such that the predecessors (on a given trajectory) of v_k^{i-1} and v_l^{i-1} are connected with predecessors of $v_{k'}^i$ and $v_{l'}^i$.

Proof. Assume towards contradiction that such two trajectories exist and denote by v and w the input vertices on that trajectories. For the sake of simplicity we will denote all the vertices on that trajectories by v^i and w^i , respectively, where i denotes the row of \mathcal{G} . Let j and k be the rows such that $v^j, v^{j+1}, w^j, w^{j+1}$ and $v^k, v^{k+1}, w^k, w^{k+1}$ are connected forming two size-1 switches. Without loss of generality, let $j < k$. Define the trajectories of v and w as

- $P_v = b_0^v b_1^v \dots b_{j-1}^v b b_{j+1}^v \dots b_{k-1}^v b' b_{k+1}^v \dots b_g^v$ and
- $P_w = b_0^w b_1^w \dots b_{j-1}^w \bar{b} b_{j+1}^w \dots b_{k-1}^w \bar{b}' b_{k+1}^w \dots b_g^w$.

Consider another two trajectories, namely

- $P_v^* = b_0^v b_1^v \dots b_{j-1}^v \bar{b} b_{j+1}^w \dots b_{k-1}^w \bar{b}' b_{k+1}^v \dots b_g^v$ and
- $P_w^* = b_0^w b_1^w \dots b_{j-1}^w b b_{j+1}^v \dots b_{k-1}^v b' b_{k+1}^w \dots b_g^w$.

Clearly, $P_v \neq P_v^*$ and $P_w \neq P_w^*$. Moreover, one can easily see that P_v and P_v^* move v^0 to v^g , P_w and P_w^* move w^0 to w^g . Since other trajectories are not affected when replacing P_u with P_u^* for $u \in \{v, w\}$, such replacement does not change the order of vertices in g^{th} row. If P_v and P_w differ only on positions j and k , then $P_v = P_v^*$ and $P_w = P_w^*$, what leads to two different sets of trajectories resulting in the same correspondence between vertices from rows 0 and g . This contradicts Corollary 1. Otherwise, there exist another two trajectories $P_x = P_v^*$ and $P_y = P_w^*$. However, in such situation, from Lemma 5 it follows that x^0 and v^0 should be moved to the same vertex $x^g = v^g$, but this is not the case (similar holds for y and w). Thus, the resulting contradiction finishes the proof. \square

Being equipped with the lemmas introduced above, we can now proceed with the proof of Theorem 5.

of Theorem 5. We need to show that for every $k : 1 \leq k \leq G$ and for every pair of subsets $V_{in} \subseteq \{v_0^0, \dots, v_{2g-1}^0\}$ and $V_{out} \subseteq \{v_0^{2g}, \dots, v_{2g-1}^{2g}\}$, where $|V_{in}| = |V_{out}| = k$ there are k vertex-disjoint paths connecting vertices in V_{in} to the vertices in V_{out} .

The reasoning proceeds in a similar vein to the proofs of Theorem 1 and Theorem 2 from [Bra17]. Below we present an outline of the main idea of the proof.

Let us notice that it is enough to show that for any V_{in} of size k there exists k vertex-disjoint paths that connect vertices of V_{in} to the vertices of $V_{middle} \subseteq \{v_0^g, \dots, v_{2g-1}^g\}$ with vertices of V_{middle} forming a line, i.e., either:

- $V_{middle} = \{v_i^g, v_{i+1}^g, \dots, v_{i+k-1}^g\}$ for some i ,

	BHG_7	BHG_3	Argon2i	Catena BFG	RiffleScrambler
Server - time T (for $S = N$)	$8\lambda N$	$4\lambda N$	$2\lambda N$	$4\lambda N$	$3\lambda N$
Attacker - time T ($S \leq \frac{N}{64}$)	$T \geq \frac{2^\lambda - 1}{32S} N^2$	$T \geq \frac{\lambda N^2}{32S}$	$T \geq \frac{N^2}{1536S}$	$T \geq (\frac{\lambda N}{64S})^\lambda N$	$T \geq (\frac{\lambda N}{64S})^\lambda N$
Attacker - time T ($\frac{N}{64} \leq S \leq \frac{N}{20}$)	unknown				
Salt-dependent graph	yes	yes	yes	no	yes

Figure 4: Comparison of the efficiency and security of BalloonHashing (BHG_3 is BalloonHashing with $\delta = 3$ and BHG_7 is BHG graph for $\delta = 7$), Argon2i, Catena (with Butterfly graph) and RiffleScrambler (RSG).

- or $V_{middle} = \{v_0^g, \dots, v_{i-1}^g\} \cup \{v_{2^g-k+i}^g, \dots, v_{2^g-1}^g\}$.

If the above is shown, we obtain the claim by finding vertex-disjoint paths between V_{in} and V_{middle} and then from V_{middle} to V_{out} from the symmetry of G -Double-Riffle-Graph.

Fix $1 \leq k \leq G$ and let V_{in} and V_{out} be some given size- k subsets of input and output vertices, respectively, as defined above. From Lemma 6 it follows that if some two vertices x and y are connected in i^{th} round forming a size-1 switch then they will never be connected again until round g . Thus, the paths from x and y can move according to different bits in that round, hence being distinguished (they will share no common vertex). Having this in mind, we can construct the nodes-disjoint paths from V_{in} to V_{middle} in the following way. Starting in vertices from V_{in} , the paths will move through the first $t = \lceil \log k \rceil$ rounds according to all distinct t -bits trajectories. Then, after round t , we will choose some fixed $g - t$ -sequence τ common for all k paths and let them follow according τ . Lemma 5 implies that the k paths resulting from the construction described above after g steps will eventually end up in some subset V_{middle} of k vertices forming a line, whereas Lemma 6 ensures that the paths are vertex-disjoint.

□

5 Summary

We presented a new memory hard function which can be used as a secure password-storing scheme. RiffleScrambler achieves better time-memory trade-offs than Argon2i and Balloon Hashing when the buffer size n grows and the number of rounds r is fixed (and the same as Catena-DBG).

On the other hand, in the case of massively-parallel adversaries the situation of Catena is much worse than RiffleScrambler. In Catena, only double-butterfly graph (Catena-DBG) offered a time-memory trade-off which depends on the number of layers of the graph. Unfortunately, Catena-DBG is just a single graph instance, so in theory an adversary may try to build a parallel hardware to achieve better trade-off. In the case of RiffleScrambler the time-memory trade-off is the same as for the Catena-DBG but for RiffleScrambler, a different salt corresponds (with high probability) to the computation on a different (one from

$N!$) graph. So an adversary cannot build just a single device for cracking all passwords (as in the case of Catena).

References

- [AB16] Joël Alwen and Jeremiah Blocki. Efficiently Computing Data-Independent Memory-Hard Functions. pages 241–271. 2016.
- [AB17] Joel Alwen and Jeremiah Blocki. Towards Practical Attacks on Argon2i and Balloon Hashing. In *2017 IEEE European Symposium on Security and Privacy (EuroS&P)*, pages 142–157. IEEE, April 2017.
- [ABP17] Joël Alwen, Jeremiah Blocki, and Krzysztof Pietrzak. Depth-Robust Graphs and Their Cumulative Memory Complexity. In *EUROCRYPT 2017*, pages 3–32. Springer, Cham, April 2017.
- [AD86] David Aldous and Persi Diaconis. Shuffling cards and stopping times. *American Mathematical Monthly*, 93(5):333–348, 1986.
- [AD87] David Aldous and Persi Diaconis. Strong Uniform Times and Finite Random Walks. *Advances in Applied Mathematics*, 97:69–97, 1987.
- [ant] The Antminer S9 Bitcoin Miner - Bitmain.
- [AS15] Joël Alwen and Vladimir Serbinenko. High Parallel Complexity Graphs and Memory-Hard Functions. In *Proceedings of the Forty-Seventh Annual ACM on Symposium on Theory of Computing - STOC '15*, pages 595–603, New York, New York, USA, 2015. ACM Press.
- [BCGS16] Dan Boneh, Henry Corrigan-Gibbs, and Stuart Schechter. Balloon Hashing: A Memory-Hard Function Providing Provable Protection Against Sequential Attacks. pages 220–248. Springer, Berlin, Heidelberg, December 2016.
- [BDK16] Alex Biryukov, Daniel Dinu, and Dmitry Khovratovich. Argon2: New Generation of Memory-Hard Functions for Password Hashing and Other Applications. In *2016 IEEE European Symposium on Security and Privacy (EuroS&P)*, pages 292–302. IEEE, March 2016.
- [Bra17] William F. Bradley. Superconcentration on a Pair of Butterflies. January 2017.
- [Bur00] Kaliski Burt. PKCS #5: Password-Based Cryptography Specification Version 2.0. Technical report, 2000.

- [FLW] Christian Forler, Stefan Lucks, and Jakob Wenzel. Catena: A Memory-Consuming Password-Scrambling Framework.
- [FLW15] Christian Forler, Stefan Lucks, and Jakob Wenzel. The Catena Password-Scrambling Framework. 2015.
- [LT82] Thomas Lengauer and Robert E. Tarjan. Asymptotically tight bounds on time-space trade-offs in a pebble game. *Journal of the ACM*, 29(4):1087–1130, October 1982.
- [Per] Colin Percival. STRONGER KEY DERIVATION VIA SEQUENTIAL MEMORY-HARD FUNCTIONS.
- [phc] Password Hashing Competition.
- [Por15] Thomas Pornin. The MAKWA Password Hashing Function Specifications v1.1. 2015.
- [SAA⁺] Marcos A Simplicio, Leonardo C Almeida, Ewerton R Andrade, Paulo C F Dos Santos, and Paulo S L M Barreto. Lyra2: Password Hashing Scheme with improved security against time-memory trade-offs.
- [WCW⁺17] Ding Wang, Haibo Cheng, Ping Wang, Xinyi Huang, and Gaopeng Jian. Zipf’s Law in Passwords. *IEEE Transactions on Information Forensics and Security*, 12(11):2776–2791, November 2017.
- [WZW⁺16] Ding Wang, Zijian Zhang, Ping Wang, Jeff Yan, and Xinyi Huang. Targeted Online Password Guessing. In *Proceedings of the 2016 ACM SIGSAC Conference on Computer and Communications Security - CCS’16*, pages 1242–1254, New York, New York, USA, 2016. ACM Press.
- [yes14] yescrypt -a Password Hashing Competition submission. Technical report, 2014.

A Markov chains, mixing times, strong stationary times

Consider an ergodic Markov chain $\mathbf{X} = \{X_k, k \geq 0\}$ on a finite state space \mathbb{E} with stationary distribution π . Ergodicity implies that $d_{TV}(\mathcal{L}(X_k), \pi) \rightarrow 0$ (total variation distance) as $k \rightarrow \infty$, where $\mathcal{L}(X_k)$ is the distribution of the chain at step k . Define

$$\tau_{mix}(\varepsilon) = \inf\{k : d_{TV}(\mathcal{L}(X_k), \pi) \leq \varepsilon\},$$

often called total variation *mixing time*.

Perfect simulation and strong stationary times. *Perfect simulation* refers to the art of converting an algorithm for running a Markov chain into an algorithm which returns an unbiased sample from its stationary distribution. *Coupling from the past* (CFTP) is one of the most known ones. However, it is not applicable to our models. Another method is based on *strong stationary times* (SSTs), a method whose prime application is studying the rate of convergence (of a chain to its stationary distribution).

Definition 14. A *stopping time* is a random variable $T \in \mathbb{N}$ such that the event $\{T = k\}$ depends only on X_0, \dots, X_k . A *stopping time* T is a **strong stationary time** (SST) if

$$\forall (i \in \mathbb{E}) P(X_k = i | T = k) = \pi(k).$$

Due to [AD87], we have

$$d_{TV}(\mathcal{L}(X_k), \pi) \leq \Pr(T > k). \quad (1)$$

Remark 1. An SST T can be *non-randomized*, i.e., an event $\{T = k\}$ depends only on the path X_0, \dots, X_k and *does not* use any extra randomness (which is the case for *randomized* SST). For non-randomized SST performing perfect simulation is relatively easy: simply run the chain X_k until event T occurs and stop. Then X_T has distribution π .

Obtaining a random permutation: SST for Riffle Shuffle. In our applications we will need a random permutation of N elements. We can think of these elements as of cards, and of a chain on permutations as of card shuffling. Consider the following shuffling scheme (one step of a corresponding Markov chain):

For each card in the deck, flip a coin and label the back of the card with 0 (if Heads occurred) or with 1 (if Tails occurred). Take all the cards labeled 1 out of the deck and put them on the top keeping their relative ordering.

This is the *inverse Riffle Shuffle*. The following rule is an SST for this shuffling (due to Aldous and Diaconis [AD86]):

Keep track of assigned bits (storing a sequence of assigned bits for each card). Stop when all the sequences are different.

Once stopped, we have a permutation obtained from *exactly* uniform distribution (which is the stationary distribution of this chain). On average, this takes $2 \log_2 N$ steps. What we considered was an *idealized model*, in a sense that if we use some shuffling scheme in cryptography, we do not have an infinite sequence of random numbers. In reality we must obtain them in a deterministic way, *e.g.*, from a private key or a salt (depending on applications). In our constructions, it depends on some salt s and some hash function H . The Algorithm 1 called $\text{RiffleShuffle}_H(n, s)$ takes as input a salt s , a hash function H and the number of elements n . It performs inverse Riffle Shuffle (with randomness obtained from salt s and hash function H) until above SST event occurs. Thus, its output is a random permutation of $\{1, \dots, n\}$ (in the random-oracle model).

B Parallel attacks

In this section we formulate lemmas which are used to prove Lemma 4.

These lemmas follow directly the proof of parallel security of Catena presented in [ABP17]. The proof technique is exactly the same as in [ABP17] since RSG_λ^k is a Superconcentrator. The only difference comes from the fact that each stack of Catena (Butterfly) is built out of $2g - 1$ layers while RSG_λ^k is built from $2g$ layers. First, let us collect some observations on RSG_λ^k .

Lemma 7. *Let $\lambda, n \in \mathbb{N}^+$ such that $n = n'(2c\lambda + 1)$ where $n' = 2^c$ for some $c \in \mathbb{N}^+$. Then the Riffle Shuffle graph RSG_λ^k consists of a stack λ sub-graphs such that the following holds.*

1. *The graph RSG_λ^k has n nodes in total.*
2. *The graph RSG_λ^k is built as a stack of λ sub-graphs $\{G_i\}_{i \in [\lambda]}$ each of which is a Superconcentrator. In the unique topological ordering of RSG_λ^k denote the first and final n' nodes of each G_i as $L_{i,0}$ and $L_{i,1}$ respectively. Then there is a path running through all nodes in each $L_{i,1}$.*
3. *Moreover, for any $i \in [\lambda]$ and subsets $S \subset L_{i,0}$ and $T \subset L_{i,1}$ with $|S| = |T| = h \leq n'$ there exist h nodes-disjoint paths p_1, \dots, p_h of length $2c$ from S to T .*

Using Lemma 7 and following the proof of Lemma 6 in [ABP17] we obtain the following lemma.

Lemma 8. *Let $\lambda, n \in \mathbb{N}^+$ be such that $n = n'(2\lambda c + 1)$ with $n' = 2^c$ for some $c \in \mathbb{N}^+$. Then it holds that $\text{RSG}_\lambda^k \in \mathcal{D}_{1,g}^{\lambda,n'}$ for $g = \lceil \sqrt{n'} \rceil$*

The above Lemma 7 together with Theorem 4 imply Lemma 4.