

Optimized Peltier cooling via an array of quantum dots with stair-like ground-state energy configuration

Aniket Singha^{1,*}

¹*Department of Electronics and Electrical Communication Engineering,
Indian Institute of Technology Kharagpur, Kharagpur-721302, India*

(Dated: February 21, 2022)

With the advancement in fabrication and scaling technology, the rising temperature in nano devices has attracted special attention towards thermoelectric or Peltier cooling. In this paper, I propose optimum Peltier cooling by employing an array of connected quantum dots with stair-like ground-state eigen energy configuration. The difference in ground state eigen energy between two adjacent quantum dots in the stair-like configuration is chosen to be identical with the optical phonon energy for efficient absorption of lattice heat. I show that in the proposed configuration, for a given optical phonon energy, one can optimize the cooling power by tuning the number of stages in the array of quantum dots. A further analysis demonstrates that the maximum cooling power at a given potential bias under optimal conditions doesnot depend strongly on the optical phonon energy or the number of stages at which the maximum cooling power is achieved, provided that the optical phonon energy is less than kT . The proposed concept can also be applied to $2 - D$ or bulk resonant tunnel and superlattice structures with stair-like resonant energy configuration.

I. INTRODUCTION

With the recent advancement in fabrication and scaling technology, the rising dissipated heat density and temperature in nano devices have drawn special attention towards Peltier cooling. Peltier cooling, the reverse phenomenon of thermoelectric generation [1–10], is achieved by an energy selective flow of electronic current via energy filtering. This results in a disturbance of quasi-equilibrium within a given energy range initiating absorption of lattice heat in an attempt to establish equilibrium among the electronic population [11–19]. Peltier coolers are mainly attractive because in addition to being light weight and cost efficient, they are also less prone to failure. Resonant tunneling and superlattice based Peltier coolers have been theoretically proposed as well as experimentally realized [11–17, 20–25]. However, the principal drawback of such coolers is inefficient absorption of heat energy due to a mismatch between the optical phonon energy and eigen energy (resonant energy) of adjacent quantum dots (resonant tunnel structures). In this paper, I propose an array of quantum dots with stair-like ground-state eigen energy configuration embedded in a nanowire-like structure to optimize cooling performance.

The motivation of this proposal stems from the fact that the absorption or emission rate of phonons in a Peltier cooler peak when the difference in energy levels between two adjacent quantum dots is identical to the phonon energy (this can be shown starting from the electron-phonon interaction Hamiltonian) [26–31]. However, when the difference in eigen energy is not identical to the optical phonon energy, the cooling performance deteriorates from the peak value. The aspect of thermoelectric generation and cooling using an array of two

quantum dots with different ground state energy has already been discussed in literature [20]. However, the optimization of cooling power based on the phonon energy and temperature by tuning (increasing) the number of stages of the quantum dot array is, indeed, new and deserves special attention.

In this paper, I propose that one can optimize the cooling performance by tuning the number of stages of a quantum dot array while keeping the ground state eigen-energy difference between the adjacent quantum dots identical to the optical phonon energy and the temperature. I show that in such an arrangement, the magnitude of optical phonon energy has minimal impact on the optimized cooling performance provided that the optical phonon energy is lower than kT . The optimum number of quantum dots in the array would, however, depend on the optical phonon energy. Although, in this paper, I perform an investigation of the cooling performance harnessed from an array of quantum dots, the proposed concept can be applied in $2 - D$ and bulk resonant tunnel or superlattice structures with stair-like resonant energy configuration.

II. PROPOSED DEVICE STRUCTURE

Fig. 1 demonstrates the schematic diagram of the proposed Peltier cooler employing an array of n quantum dots. The first and the last quantum dots are coupled to the left (source) and right (drain) contact respectively. The rate of inflow and outflow of electrons from the contacts to the dots is assumed to be γ_c . The flow of electrons between two adjacent quantum dots consists of two different mechanisms: (i) Elastic tunneling between the dots without exchange of energy between the electrons and the lattice (ii) Inelastic or phonon assisted tunneling between two dots via absorption (emission) of energy

* aniket@ece.iitkgp.ac.in

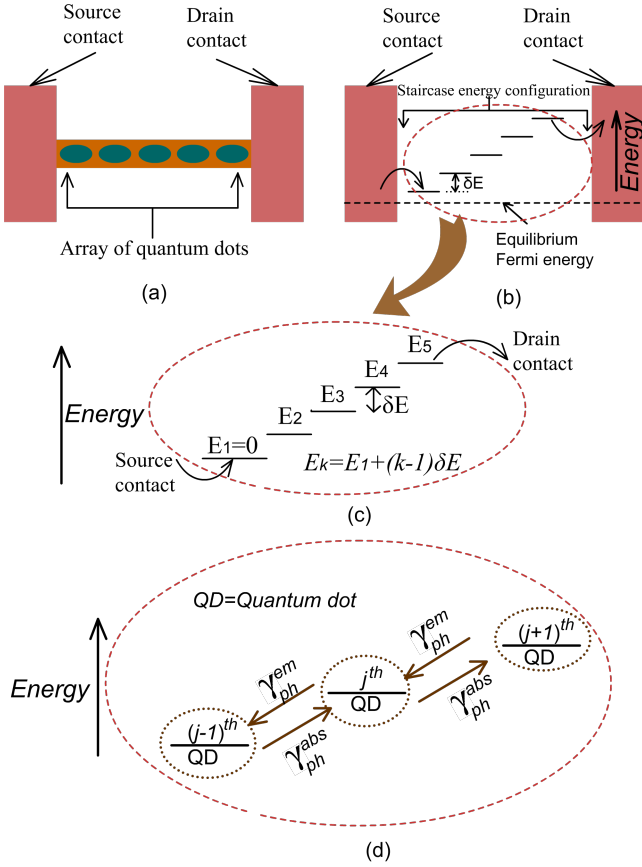


FIG. 1. Device schematics for an array of quantum dots with stair-like ground-state eigen energy configuration. (a) Schematic of the proposed arrangement depicting a nanowire embedded with an array of quantum dots. (b) Schematic of stair-like ground-state energy configuration in the array of quantum dots. (c) Magnified schematic of the stair-like ground-state eigen energy configuration in the array of quantum dots. The ground state eigen energy E_1 of the first quantum dot is assumed to be 0. (d) Schematic of the transport formulation used in this paper.

from the lattice. A staircase ground state energy configuration in an array of quantum dots aids in reducing the elastic tunneling rate compared to inelastic tunneling rate thereby improving the coefficient of performance of the Peltier cooler.

III. ANALYSIS METHODOLOGY AND TRANSPORT FORMULATION

There are two major pathways to improve the performance of Peltier coolers (i) decreasing the lattice thermal conductance (ii) enhancing the cooling power via suitable energy filtering techniques. Both of these techniques are widely employed to enhance the performance of thermoelectric generators [1–9] and coolers [11–17, 20–25]. Approaches towards the direction of nanostructuring

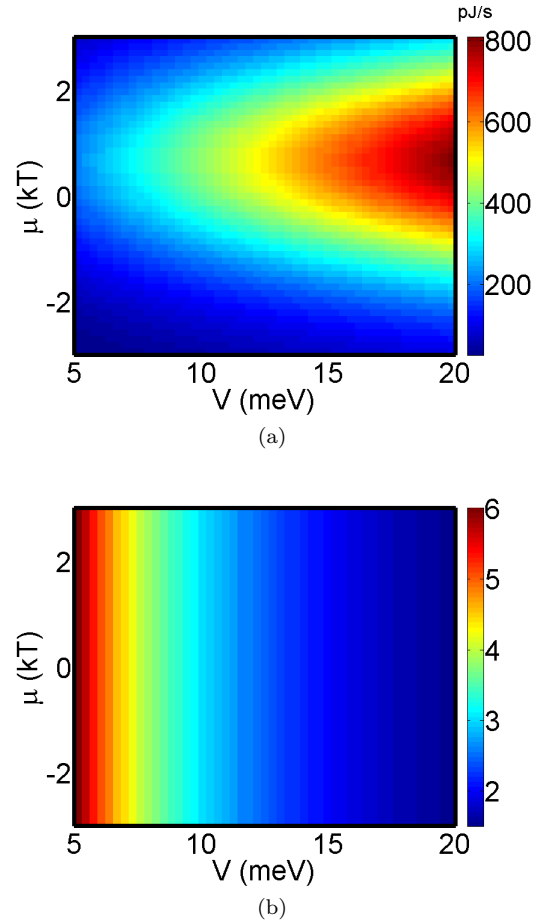


FIG. 2. Analysis of cooling performance in the proposed arrangement with an array of two quantum dots with $\delta E = \Delta E = 30 \text{ meV}$. Colour plot showing the variation of (a) cooling power with the position of the equilibrium Fermi energy and the applied bias voltage (b) the coefficient of performance (COP) with the position of the equilibrium Fermi energy and the applied bias voltage.

as well as heterostructuring has so far proven successful in the suppressing phonon mediated lattice thermal conductivity via scattering and confinement of long wavelength phonons [32–43]. Hence, in this paper, we focus on optimizing the cooling power without the consideration for lattice thermal conductance.

Without loss of generality, I will assume that the rate of inelastic tunneling between adjacent quantum dots via energy absorption (emission) is denoted by the parameter $\gamma_{ph}^{abs(em)}$, while elastic tunneling between adjacent quantum dots is assumed to be negligible due to the stair-case energy configuration. The rate of electronic transfer between the contacts and the leftmost (right-most) quantum dot, on the other hand, is denoted by γ_e . Assuming equilibrium among phonon population, the rate of inelastic tunneling ($\gamma_{ph}^{abs(em)}$) between adjacent quantum dots is related to the optical phonon number

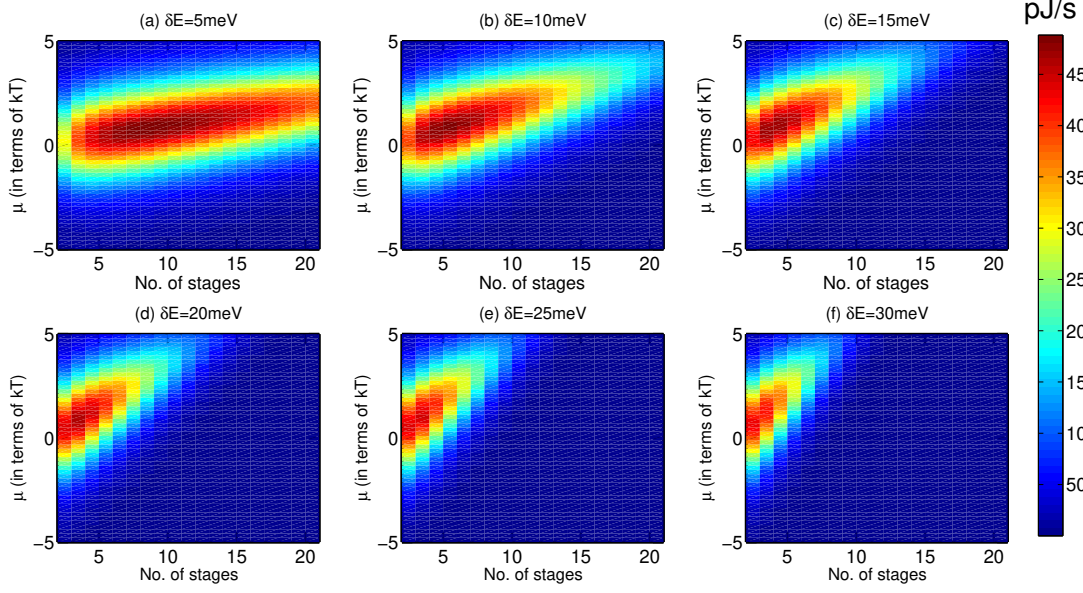


FIG. 3. Variation of the cooling power with the number of stages of the array of quantum dots for different optical phonon energy ($\hbar\omega = \delta E$) at $V = 10mV$ and $T = 300K$. The difference in ground-state energy of adjacent quantum dots is assumed to be equal to the optical phonon energy ($\delta E = \hbar\omega$). Plots shown for (a) $\delta E = 5meV$ (b) $\delta E = 10meV$ (c) $\delta E = 15meV$ (d) $\delta E = 20meV$ (e) $\delta E = 25meV$ (f) $\delta E = 30meV$

($N_{ph} = [\exp(\frac{\delta E}{kT}) - 1]^{-1}$) as:

$$\gamma_{ph}^{abs(em)} = t_{ph} \times \left[N_{ph} + \frac{1}{2} - (+)\frac{1}{2} \right], \quad (1)$$

where t_{ph} is related to the coupling between adjacent quantum dots due to optical phonon scattering. A schematic diagram depicting the transport formulation is shown in Fig. 1 (d). The temporal rate of change of probability of electronic occupancy in a particular quantum dot is dependent on the probability of occupancy of the adjacent quantum dots and is described via master equation. The first and the last quantum dots are connected directly to the contacts. In these cases, the rate of change of occupancy probability of the first quantum dot (P_1) is given by:

$$\begin{aligned} \frac{dP_1}{dt} = & \gamma_c f_L (1 - P_1) + \gamma_{ph}^{em} P_2 (1 - P_1) \\ & - \gamma_{ph}^{abs} P_1 (1 - P_2) - \gamma_c P_1 (1 - f_L), \end{aligned} \quad (2)$$

while that for the n^{th} quantum dot (P_n) is given by:

$$\begin{aligned} \frac{dP_n}{dt} = & \gamma_{ph}^{abs} P_{n-1} (1 - P_n) + \gamma_c f_R (1 - P_n) \\ & - \gamma_c P_n (1 - f_R) - \gamma_{ph}^{em} P_n (1 - P_{n-1}). \end{aligned} \quad (3)$$

The probability of electronic occupancy for the j^{th} quantum dot ($1 < j < n$) is given by:

$$\begin{aligned} \frac{dP_j}{dt} = & \gamma_{ph}^{abs} P_{j-1} (1 - P_j) + \gamma_{ph}^{em} P_{j+1} (1 - P_j) \\ & - \gamma_{ph}^{abs} P_j (1 - P_{j+1}) - \gamma_{ph}^{em} P_j (1 - P_{j-1}). \end{aligned} \quad (4)$$

where $f_L = [1 + \exp(-\frac{\mu+V/2}{kT})]^{-1}$ is the electronic occupancy at the energy corresponding to the ground-state of the 1^{st} quantum dot and $f_R = [1 + \exp(\frac{\Delta E - (\mu - V/2)}{kT})]^{-1}$ is the electronic occupancy at the energy corresponding to the ground-state of the n^{th} quantum dot, μ being the position of the equilibrium Fermi energy and $\Delta E = E_n = (n-1)\delta E$ defines the ground-state eigen energy of the n^{th} quantum dot ($E_1 = 0$). In steady state, $\frac{dP_j}{dt} = 0$ ($1 \leq j \leq n$). The interdependence among the set of Eqs. (2)-(4) is solved self-consistently using Newton-Raphson method assuming $\frac{dP_j}{dt} = 0$ ($1 \leq j \leq n$). The charge current at the left (source) and right (drain) contacts are given by:

$$\begin{aligned} I_L &= 2q [\gamma_c (1 - P_1) f_L - \gamma_c P_1 (1 - f_L)] \\ I_R &= 2q [\gamma_c (1 - P_n) f_R - \gamma_c P_n (1 - f_R)], \end{aligned} \quad (5)$$

where V is the applied voltage bias across the array of quantum dots. The multiplicative factor of 2 takes the spin degeneracy into account. The heat extracted at the j^{th} quantum dot may be given by the equation

$$I_j^Q = 2\delta E \times \{\gamma_{ph}^{abs} P_j (1 - P_{j+1}) - \gamma_{ph}^{em} (1 - P_j) P_{j+1}\} \quad (6)$$

The total heat current extracted from the system is the sum of the heat extracted from individual quantum dots.

$$I_{total}^Q = \sum_j I_j^Q \quad (7)$$

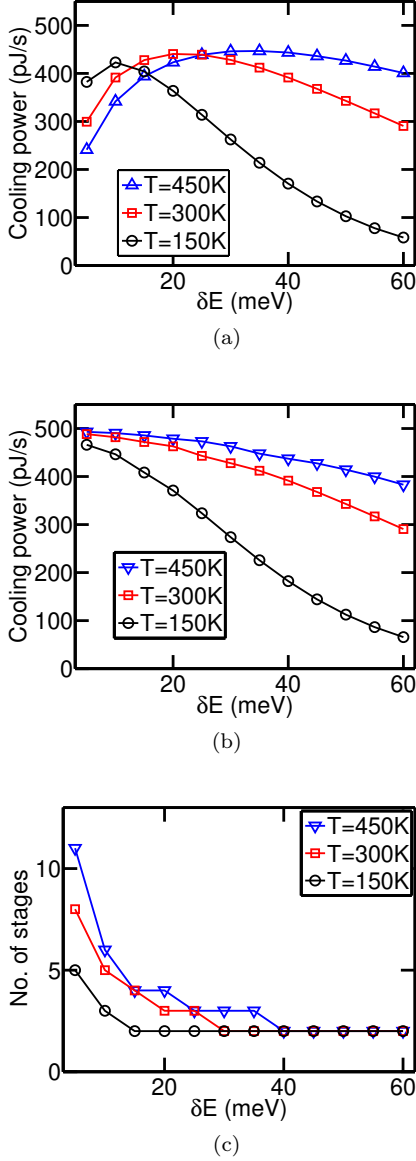


FIG. 4. Analysis of optimal cooling performance in the proposed arrangement at $V = 10mV$. (a) The maximum cooling power as a function of the optical phonon energy $\delta E(\hbar\omega)$ using an array of two quantum dots. (b) The maximum cooling power as a function of the optical phonon energy $\delta E(\hbar\omega)$ using the optimized number of quantum dots in the array (c) The optimum number of quantum dots which maximizes the cooling power as a function of the optical phonon energy $\delta E(\hbar\omega)$

The efficiency of the Peltier cooler is related to the coefficient of performance (COP) defined as:

$$COP = \frac{I_{total}^Q}{V \times I_{L(R)}}. \quad (8)$$

A list of parameters used for simulation is given in TABLE. I.

TABLE I. Parameters used for simulation.

Parameters	Values
T (kT)	300K (25.85 meV)
γ_c	$5 \times 10^{-3} q/\hbar \text{ sec}^{-1}$
t_{ph}	$5 \times 10^{-4} q/\hbar \text{ sec}^{-1}$
E_1	0

IV. RESULTS

Fig. 2 demonstrates the cooling performance of an array of two quantum dots with $\Delta E = \delta E = \hbar\omega = 30meV$. For a given voltage bias, the cooling power is maximum around $\mu = kT$ and increases with the applied voltage bias. The coefficient of performance on the other hand is a decreasing function of the applied voltage for a given position of the equilibrium Fermi energy. Fig 3 demonstrates the cooling power histogram over a range of the equilibrium Fermi energy and the number of stages of the array of quantum dot for several values of the optical phonon energy ($\hbar\omega = \delta E$) at $V = 10mV$ and $T = 300K$. The number of stages in the array of quantum dots for optimal cooling power decreases with the increase in optical phonon energy. However, the maximum cooling power is not strongly dependent on the optical phonon energy. Fig. 4 demonstrates the optimal characteristics of the proposed cooler at $V = 10mV$ for various operating temperatures. In particular, Fig. 4(a) demonstrates the maximum cooling power as a function of the optical phonon energy with an array of two quantum dots. Fig. 4(b), on the other hand, displays the maximum cooling power of the proposed cooler with variation in optical phonon energy when the number of quantum dots in the array is optimized. Clearly, we get an improved cooling power in the latter case for the regime $\hbar\omega < kT$. Fig. 4(c) shows the number of stages of the proposed cooler at which maximum cooling power is achieved as a function of optical phonon energy ($\delta E = \hbar\omega$). It is clear from Fig. 4 that the maximum cooling power using an array of two quantum dots (shown in Fig. 4 a) is identical to the optimized cooling power (Fig. 4 b) when the optical phonon energy is comparable or high compared to kT . On the other hand, when the optical phonon energy is low, the cooling power using an optimized number of quantum dots deviates significantly compared to the the achieved optimal cooling power. Although the number of stages for optimal cooling in the array of quantum dots increases with decrease in optical phonon energy, such an increase doesnot suppress the maximum cooling power. This is because a decrease in the optical phonon energy also increases the average phonon number (N_{ph}) which causes an increase in the average inelastic tunneling between adjacent quantum dots. This phenomenon compensates for the increase in

the number of stages with decrease in optical phonon energy when $\delta E < kT$. On the other hand, for $\delta E \geq kT$ the cooling power varies sharply with the optical phonon energy due to an exponential decrease in the phonon number N_{ph} with energy. As the optical phonon energy ($\hbar\omega$) increases towards kT , the optimal number of stages in the array of quantum dots reaches the limiting value of 2. It should be noted that the minimum number of quantum dots required in the proposed arrangement is 2 [20].

V. CONCLUSION

To conclude, in this paper, I have proposed a new arrangement for Peltier cooling with the help of an array of quantum dots with stair-like ground state energy configuration. It was shown that the cooling power of such a cooler improves compared to the traditional case ($n = 2$) for $\hbar\omega < kT$. An improvement in cooling power also facilitates a larger drop in temperature. It was also shown that the performance of such a Peltier cooler, in terms

of the maximum cooling power, is almost independent of the optical phonon energy provided that $\hbar\omega < kT$ and the number of stages in the array is optimized. Our considerations and results presented here are based on the assumption that the optical phonon energy is greater than the eigen energy broadening of the quantum dots, such that the effect of elastic tunneling can be suppressed. Elastic tunneling degrades the peak performance of such a refrigerator. Particularly, it would result in the degradation of the maximum cooling power and the coefficient of performance. Investigation of the effect of elastic tunneling in the limit of low optical phonon energy is left for future work. In addition, an investigation of the temperature drop in such a refrigerator under various conditions also constitute an interesting research problem. Although the proposed arrangement involves employment of an array of quantum dots embedded in a nanowire like structure, the concept presented is general and can be applied for optimal cooling in resonant tunnel or super-lattice structures with stair-like resonant energy configuration. The proposed Peltier cooler would lead enhancement in performance of experimentally fabricated coolers.

-
- [1] Goldsmid, *Introduction to Thermoelectricity* (Springer, 2009).
 - [2] F. J. DiSalvo, *Science* **285**, 703 (1999).
 - [3] A. Shakouri, *Annual Review of Materials Research* **41**, 399 (2011).
 - [4] A. N. Jordan, B. Sothmann, R. Sánchez, and M. Büttiker, *Phys. Rev. B* **87**, 075312 (2013).
 - [5] Y. Choi and A. N. Jordan, *Physica E: Low-dimensional Systems and Nanostructures*, (2015).
 - [6] F. Giazotto, T. T. Heikkilä, A. Luukanen, A. M. Savin, and J. P. Pekola, *Rev. Mod. Phys.* **78**, 217 (2006).
 - [7] J. T. Muhonen, M. Meschke, and J. P. Pekola, *Reports on Progress in Physics* **75**, 046501 (2012).
 - [8] M. Paulsson and S. Datta, *Phys. Rev. B* **67**, 241403 (2003).
 - [9] P. Reddy, S.-Y. Jang, R. A. Segalman, and A. Majumdar, *Science* **315**, 1568 (2007).
 - [10] G. D. Mahan and J. O. Sofo, *Proc. Natl. Acad. Sci. U.S.A.* **93**, 7436 (1996).
 - [11] G. J. Snyder, E. S. Toberer, R. Khanna, and W. Seifert, *Phys. Rev. B* **86**, 045202 (2012).
 - [12] A. Shakouri and J. E. Bowers, *Applied Physics Letters* **71**, 1234 (1997).
 - [13] X. Fan, G. Zeng, E. Croke, C. LaBounty, D. Vashaee, A. Shakouri, and J. E. Bowers, *Electronics Letters* **37**, 126 (2001).
 - [14] R. Kim, C. Jeong, and M. S. Lundstrom, *Journal of Applied Physics* **107**, 054502 (2010).
 - [15] F. Giazotto, T. T. Heikkilä, A. Luukanen, A. M. Savin, and J. P. Pekola, *Rev. Mod. Phys.* **78**, 217 (2006).
 - [16] H. L. Edwards, Q. Niu, and A. L. de Lozanne, *Applied Physics Letters* **63**, 1815 (1993).
 - [17] K. A. Chao, M. Larsson, and A. G. Malshukov, *Applied Physics Letters* **87**, 022103 (2005).
 - [18] R. S. Whitney, *Phys. Rev. B* **91**, 115425 (2015).
 - [19] R. S. Whitney, *Physical Review Letters* **112**, 130601 (2014).
 - [20] G. Benenti, G. Casati, K. Saito, and R. S. Whitney, *Physics Reports* **694**, 1 (2017), fundamental aspects of steady-state conversion of heat to work at the nanoscale.
 - [21] Y. Apertet, H. Ouerdane, A. Michot, C. Goupil, and P. Lecoeur, *EPL (Europhysics Letters)* **103**, 40001 (2013).
 - [22] A. Shakouri, E. Y. Lee, D. L. Smith, V. Narayanamurti, and J. E. Bowers, *Microscale Thermophysical Engineering* **2**, 37 (1998).
 - [23] X. Fan, G. Zeng, E. Croke, G. Robinson, C. LaBounty, A. Shakouri, and J. E. Bowers, in *ITHERM 2000. The Seventh Intersociety Conference on Thermal and Thermomechanical Phenomena in Electronic Systems (Cat. No.00CH37069)*, Vol. 1 (2000) p. 307.
 - [24] J. p. Zhu and G. x. Li, *Phys. Rev. A* **86**, 053828 (2012).
 - [25] Z.-Z. Li, S.-H. Ouyang, C.-H. Lam, and J. Q. You, *EPL (Europhysics Letters)* **95**, 40003 (2011).
 - [26] M. Lundstrom, *Measurement Science and Technology* **13**, 230 (2002).
 - [27] S. Datta, *Quantum Transport: Atom to Transistor* (Cambridge Press, 2005).
 - [28] S. Datta, *Electronic Transport in Mesoscopic Systems* (Cambridge University Press, 1997).
 - [29] A. Fetter and J. Walecka, *Quantum Theory of Many-particle Systems*, Dover Books on Physics (Dover Publications, 2003).
 - [30] J. Sakurai and J. Napolitano, *Modern Quantum Mechanics* (Addison-Wesley, 2011).
 - [31] D. Griffiths, *Introduction to Quantum Mechanics*, Pearson international edition (Pearson Prentice Hall, 2005).

- [32] N. Mingo and D. A. Broido, [Phys. Rev. Lett. **93**, 246106 \(2004\)](#).
- [33] N. Mingo, [Applied Physics Letters **84**, 2652 \(2004\)](#).
- [34] F. Zhou, J. Szczech, M. T. Pettes, A. L. Moore, S. Jin, and L. Shi, [Nano Letters **7**, 1649 \(2007\)](#), pMID: 17508772.
- [35] F. Zhou, A. L. Moore, M. T. Pettes, Y. Lee, J. H. Seol, Q. L. Ye, L. Rabenberg, and L. Shi, [Journal of Physics D: Applied Physics **43**, 025406 \(2010\)](#).
- [36] A. I. Boukai, Y. Bunimovich, J. Tahir-Kheli, J.-K. Yu, W. A. Goddard, and J. R. Heath, [Nature **451**, 168 \(2008\)](#).
- [37] A. I. Hochbaum, R. Chen, R. D. Delgado, W. Liang, E. C. Garnett, M. Najarian, A. Majumdar, and P. Yang, [Nature Publishing Group **451**, 163 \(2008\)](#).
- [38] A. Balandin, A. Khitun, J. Liu, K. Wang, T. Borca-Tasciuc, and G. Chen, in [Eighteenth International Conference on Thermoelectrics](#) (1999) pp. 189–192.
- [39] G. Chen, [Phys. Rev. B **57**, 14958 \(1998\)](#).
- [40] T. Koga, S. B. Cronin, M. S. Dresselhaus, J. L. Liu, and K. L. Wang, [Applied Physics Letters **77** \(2000\)](#).
- [41] B. L. Davis and M. I. Hussein, [Phys. Rev. Lett. **112**, 055505 \(2014\)](#).
- [42] Y. Pan, G. Hong, S. N. Raja, S. Zimmermann, M. K. Tiwari, and D. Poulikakos, [Applied Physics Letters **106**, 093102 \(2015\)](#).
- [43] J. P. Feser, J. S. Sadhu, B. P. Azeredo, K. H. Hsu, J. Ma, J. Kim, M. Seong, N. X. Fang, X. Li, P. M. Ferreira, S. Sinha, and D. G. Cahill, [Journal of Applied Physics **112**, 114306 \(2012\)](#).