
GTPack: A Mathematica group theory package for application in solid-state physics and photonics

R. Matthias Geilhufe^{1,*} and Wolfram Hergert²

¹*Nordita, KTH Royal Institute of Technology and Stockholm University, Roslagstullsbacken 23, SE-106 91 Stockholm, Sweden*

²*Institute of Physics, Martin Luther University Halle-Wittenberg, Von-Seckendorff-Platz 1, 06120 Halle, Germany*

Correspondence*:

R. M. Geilhufe, W. Hergert

geilhufe@kth.se, wolfram.hergert@physik.uni-halle.de

ABSTRACT

We present the Mathematica group theory package GTPack providing about 200 additional modules to the standard Mathematica language. The content ranges from basic group theory and representation theory to more applied methods like crystal field theory, tight-binding and plane-wave approaches capable for symmetry based studies in the fields of solid-state physics and photonics. GTPack is freely available via <http://GTPack.org>. The package is designed to be easily accessible by providing a complete Mathematica-style documentation, an optional input validation and an error strategy. We illustrate the basic framework of the package and show basic examples to present the functionality. Furthermore, we give a complete list of the implemented commands including references for algorithms within the supplementary material.

INTRODUCTION

Symmetry and symmetry breaking are basic concepts of nature. Thus, arguments based on the symmetry of the considered system play a significant role within almost all branches of physics. Group theory represents the mathematical language to deal with symmetry, since all transformations that leave a physical system invariant (usually described in terms of transformations of algebraic or differential equations) naturally form a group. The application of group theory in physics has a long tradition ranging back to the beginning of the 20th century [1, 2]. Concentrating on solid-state and condensed matter physics, examples for the application of group theory can be found in the theory of the degeneracy of energy bands [3], color centers, d^0 magnetism and impurity states [4, 5, 6], optical transitions [7], phase transitions, atoms and molecules on surfaces [8], x-ray diffraction and crystallography in Fourier space [9], construction of effective low-energy excitation Hamiltonians [10], the classification of the superconducting states of matter [11, 12, 13, 14, 15], and, more recently, topological band theory [16, 17, 18, 19, 20] and topological quantum computation [21]. Due to the similarity of the underlying formalism, several concepts can be transferred to the field of photonics, for example, the band theory of photonic crystals [22, 23, 24], impurities and defect modes [25], and selection rules and uncoupled modes [26, 27].

In many cases, non-trivial results can be obtained from basic group theoretical information like the characters of the irreducible representations or the Clebsch-Gordan coefficients. In the past decades these information were tabulated in various books (e.g., [28, 29]). A comprehensive and widely used online group theory tool is provided by the Bilbao crystallographic server [30]. The work with printed group theory tables is not suitable for automation and the probability of copying and pasting misprints is high. However, modern computer algebra systems are capable to provide the same information, assumed that the necessary algorithms are implemented. Especially, the computer algebra system GAP (groups, algorithms and programming) [31] represents a powerful program to deal with computationally demanding questions in abstract algebra. Similarly, the computer algebra system Mathematica is well established within the research community. However, a stable group theory package designed for applications in solid-state physics and photonics is not included in the standard version.

The development of the Mathematica group theory package GTPack was designed to fill this gap. The functionality was planned to cover both, an application in active research and an application in university teaching. Therefore a main focus is the development of a user-friendly application, via self-explanatory names for new commands, a comprehensive documentation system and an optional input validation.

The aim of the paper is to report on the initial version of the Mathematica group theory package GTPack which is freely available for academic usage via <http://GTPack.org>. In the first part of the paper we introduce the main functionality and structure of the package. Afterwards we give general information about the implementation of the commands. In the last part we provide simple examples to illustrate the package. The supplementary material contains a full reference of all implemented modules. A more comprehensive guide about applied group theory in connection to GTPack can be found in Ref. [32].

FUNCTIONALITY AND STRUCTURE

According to the functionality of the modules, GTPack is divided into various subpackages as illustrated in Fig. 1. In general, the subpackages can be assembled in three groups, “basic functionality”, “structure” and “applications”. Subpackages belonging to the class of “basic functionality” are *Auxiliary.m*, *Basic.m*, *Install.m* and *RepresentationTheory.m*. The package *Auxiliary.m* contains modules which are needed by GTPack or extend the general Mathematica language. Among others tesseral harmonics (real spherical harmonics) were added and also the Cartesian form of tesseral and spherical harmonics was implemented. Furthermore, the package contains modules for the handling with quaternions, the calculation of Gaunt coefficients, Dirac matrices or SU(2)-rotation matrices, to name but a few. The package *Basic.m* concentrates on general abstract group theory and, for example, provides modules for the calculation of classes, multiplication tables, left and right cosets and several logical commands to check for groups, Abelian groups, subgroups or invariant subgroups. Modules needed for basic representation theory are

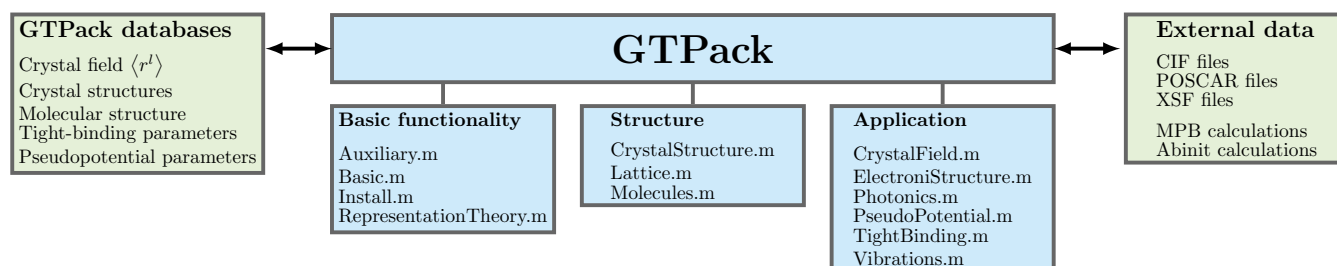


Figure 1. Subpackage structure of GTPack and interaction with external data.

contained in the package *RepresentationTheory.m*. This package comprises the calculation of character tables, handling of irreducible representations, the calculation of Clebsch-Gordan coefficients, etc.. Modules for the installation of point and space groups or symmetry elements can be found in *Install.m*.

The second class “structure” comprises of the packages *CrystalStructure.m*, *Lattice.m* and *Molecules.m*. Within *CrystalStructure.m*, modules for loading, saving and handling of crystal structures can be found. Modules with similar functionality but specialized on molecules are contained within *Molecules.m*. The construction and manipulation of atomic clusters as well as several commands for dealing with the reciprocal space are summarized in the package *Lattice.m*.

Next to basic group theory GTPack also contains subpackages for particular applications in solid state physics and photonics. The third class “Applications” contains the subpackages *CrystalField.m*, *ElectronicStructure.m*, *Photonics.m*, *PseudoPotential.m*, *TightBinding.m* and *Vibrations.m*. The crystal field package *CrystalField.m* is capable of automatically generating crystal field Hamiltonians. Furthermore, it contains the generation of standard operator equivalents like Stevens [?] and Buckmaster-Smith-Thornley [33] operators. GTPack also allows for electronic structure calculations for periodic systems, i.e. crystals, in the framework of the tight-binding and the pseudopotential approximation. Modules to construct tight-binding Hamiltonians are summarized in *TightBinding.m* and modules for the pseudopotential approximation in *PseudoPotential.m*. The calculation of band structures, density of states as well as the calculation of a Fermi surface is practically independent of the underlying model Hamiltonian. Therefore such commands are contained within the package *ElectronicStructure.m*. In the framework of plane-waves it is also possible to calculate the band structure of photonic crystals. The necessary modules for the construction of the master equation for various geometrical objects can be found in the package *Photonics.m*. Commands for the investigation of phonons or molecular vibrational modes are contained in *Vibrations.m*.

For various applications it is necessary to incorporate data, for example, tight-binding parameters, crystal field parameters and crystal structures. Therefore, GTPack contains several modules for the creation and handling of databases (cf. Fig. 1). Here, special file endings are used, such as **.parm* and **.struc*. Databases can be easily created, extended and modified by the user. Furthermore, GTPack includes commands for the interaction with external data formats and ab initio software. This concerns the import and export of structural data files **.cif* [34] and **.xsf* [35] and the output of the programs MIT Photonic Bands - MPB [36, 37]. For the future it is intended to implement similar modules for VASP [38] and abinit [39].

IMPLEMENTATION

To distinguish new commands provided by GTPack from the standard Mathematica language and to prevent conflicts with new versions of Mathematica, all GTPack commands are starting with the characters *GT* (e.g. *GTInstallGroup*, *GTCharacterTable*, ...). Options are denoted with a suffix *GO* (e.g. *GOVerbose*, *GOIrepNotation*, ...). One of the main features of GTPack is the symbolic representation of symmetry elements. Symmetry elements for various standard axes (see Figure 2)) are predefined and the respective symbols, such as C_3z for a 3-fold rotation about the z -axis are protected. As a standard form they are displayed with subscripts, i.e., C_{3z} . Internally all symmetry elements are represented using matrices. The conversion between symbols and matrices can be done using *GTGetMatrix* and *GTGetSymbol*, respectively. Every module is implemented such that it is capable to handle lists of matrices in arbitrary representations. Depending on the application, GTPack uses a certain standard representation to provide

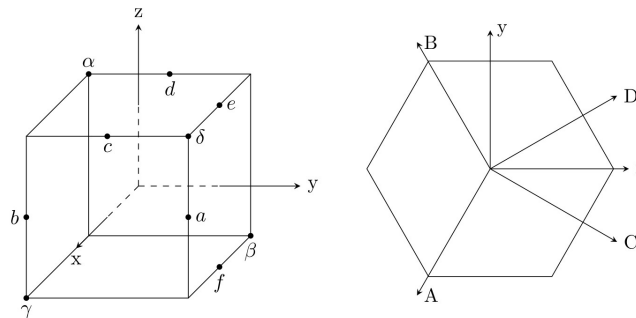


Figure 2. Rotation axes for symmetry elements in Schönflies notation.

a faithful matrix representation of point groups. Elements of ordinary point groups are represented by 3D rotation matrices of the group $O(3)$. In the special case of planar groups, the standard representation can be chosen to be $O(2)$. Symmetry elements within double groups are represented according to Damhus [40], where elements of groups not containing the inversion are represented by $SU(2)$ matrices and elements of groups containing the inversion are represented by matrices of the direct product group $SU(2) \otimes S$ with $S = \{1, -1\}$. Additionally, users can also define a group by providing a multiplication table. In this case GTPack automatically installs the provided elements within the multiplication table as new symmetry elements using permutation matrices as faithful representations.

Character tables are frequently needed and can be calculated using *GTCharacterTable*. The module uses the Burnside algorithm [41], which is a reasonable choice for relatively small groups, such as point groups. Representation matrices can be generated using *GTGetIrep*, where the algorithm of Flodmark and Blokker is implemented [42]. Clebsch-Gordan coefficients, which are necessary to generate the basis of a direct product representation, can be calculated using *GTClebschGordanCoefficients*. Here, the algorithm of van Den Broek and Cornwell is implemented [43]. To calculate band structures of solids, GTPack supports a plane-wave basis [44, 45] and a tight-binding method in the two- and three-center form [46, 47]. The Master equation for photonic crystals is constructed by *GTPhMaster* as described in Ref. [24].

INSTALLATION OF GTPACK

GTPack is installed similarly to all other Mathematica packages. After downloading and decompressing GTPack, the content of the package has to be copied to the application folder of Mathematica within the respective base directory. Here, the user can choose between making the package available for all users of the computer or only for her- or himself. If the package should be available for all users of the computer, the corresponding folder to copy to can be found by opening a Mathematica notebook and typing `$BaseDirectory`. If the package should be available exclusively for the current user of the computer the respective base directory can be found by typing `$UserBaseDirectory`. According to the path of the base or user base directory (called `$dir` in the following), the folder containing GTPack needs to be copied to the directory `$dir\Applications`. Afterwards, the package and the documentation are available. The package itself can be loaded within a Mathematica notebook by typing `Needs["GroupTheory"]`.

EXAMPLES

Installation of groups and character table

In the first example, the installation of point groups and the calculation of character tables will be shown. Within the example, the point group T is considered. Using GTPack, the point group is installed with the command `GTInstallGroup` as shown in Fig. 3. The output is a list of symmetry elements, where each element is given in symbolic form. In total T contains 12 elements, where the symmetry elements are denoted using the Schönflies notation [32], where C_{na} denotes a rotation about the angle $2\pi/n$ about the rotation axis \vec{a} . The implemented standard axes are shown in Figure 2. Additional rotation axes can be installed using `GTInstallAxis`. Each symbol can be transformed into a rotation matrix using `GTGetMatrix`. A character table for a point group is installed using `GTCharacterTable`.

The command applies the Burnside algorithm for the calculation of the character table [41]. Within the command several options can be specified optionally, such as an input validation (`GOFast`), a

```

In[2]:= Needs["GroupTheory`"]
In[3]:= group = GTInstallGroup[T]
          The standard representation has changed to O(3)
Out[3]:= {Ee, C2z, C2y, C2x, C3β, C3γ, C3α, C3β-1, C3γ-1, C3α-1, C3β1/3, C3γ1/3, C3α1/3, C3β2/3, C3γ2/3, C3α2/3}
In[4]:= GTCharacterTable[group, GOIrepNotation -> "Mulliken", GOREality -> True];

```

	Ee	3 C _{2z}	4 C _{3β}	4 C _{3γ} ^{1/3}	Reality
A	1	1	1	1	potentially real
E ²	1	1	$-\frac{1}{2}i(-i+\sqrt{3})$	$\frac{1}{2}i(i+\sqrt{3})$	essentially complex
E ¹	1	1	$\frac{1}{2}i(i+\sqrt{3})$	$-\frac{1}{2}i(-i+\sqrt{3})$	essentially complex
T	3	-1	0	0	potentially real

```

C1 = {Ee}
C2 = {C2z, C2y, C2x}
C3 = {C3β, C3γ, C3α, C3δ}
C4 = {C3γ1/3, C3α1/3, C3β1/3, C3δ1/3}
In[5]:= doublegroup = GTInstallGroup[T, GOREpresentation -> "SU(2)"]
          The standard representation has changed to SU(2)
Out[5]:= {Ee, Eē, C3δ, C3γ1/3, C3β1/3, C3α, C3α1/3, C3β, C3γ, C3δ1/3, C2y,
          C2x, C2x, C2y, C2z, C2z, C3δ1/3, C3γ, C3β, C3α, C3β1/3, C3γ1/3, C3δ}
In[6]:= GTCharacterTable[doublegroup];

```

	Ee	4 C _{3δ}	4 C _{3γ} ^{1/3}	4 C _{3β} ^{1/3}	4 C _{3γ}	6 C _{2y}	Ee
Γ ¹	1	1	1	1	1	1	1
Γ ²	1	$-(-1)^{1/3}$	$\frac{1}{2}i(i+\sqrt{3})$	$\frac{1}{2}i(i+\sqrt{3})$	$-(-1)^{1/3}$	1	1
Γ ³	1	$\frac{1}{2}i(i+\sqrt{3})$	$-(-1)^{1/3}$	$-(-1)^{1/3}$	$\frac{1}{2}i(i+\sqrt{3})$	1	1
Γ ⁴	2	-1	-1	1	1	0	-2
Γ ⁵	2	$\frac{1}{2}(1-i\sqrt{3})$	$\frac{1}{2}(1+i\sqrt{3})$	$-(-1)^{1/3}$	$\frac{1}{2}i(i+\sqrt{3})$	0	-2
Γ ⁶	2	$\frac{1}{2}(1+i\sqrt{3})$	$\frac{1}{2}(1-i\sqrt{3})$	$\frac{1}{2}i(i+\sqrt{3})$	$-(-1)^{1/3}$	0	-2
Γ ⁷	3	0	0	0	0	-1	3

```

C1 = {Ee}
C2 = {C3δ, C3α, C3β, C3γ}
C3 = {C3γ1/3, C3β1/3, C3α1/3, C3δ1/3}
C4 = {C3β1/3, C3α1/3, C3γ1/3, C3δ1/3}
C5 = {C3γ, C3β, C3α, C3δ}
C6 = {C2y, C2x, C2x, C2y, C2z, C2z}
C7 = {Eē}

```

Figure 3. Installation of groups and double groups and calculation of the character tables using the commands `GTInstallGroup` and `GTCharacterTable`.

control of the printed output (*GOVerbose*), or the choice of notation for the irreducible representations (*GOIrepNotation*). For example, possible options for the names of irreducible representations are: the Mulliken notation [48, 49], which is widely used in chemistry and spectroscopy; the notation according to Bouckaert, Smoluchowski and Wigner [3], which is usually used in connection to band structure calculations; and a simple index notation, which is denoted by Bethe notation. To determine additional degeneracies of energy levels due to time-reversal symmetry, the reality of irreducible representations plays a central role [50]. Given a point group \mathcal{G} , a representation Γ of \mathcal{G} is called: potentially real, if Γ is equivalent to a real representation and $\Gamma \sim \Gamma^*$; pseudo-real, if Γ is not equivalent to a real representation, but $\Gamma \sim \Gamma^*$; and essentially complex, if $\Gamma \not\sim \Gamma^*$. This property can be determined by means of the equation of Frobenius and Schur [50], given by

$$\frac{1}{g} \sum_{T \in \mathcal{G}} \chi(T^2) = \begin{cases} 1 & \text{if } \Gamma \text{ is potentially real} \\ 0 & \text{if } \Gamma \text{ is essentially complex} \\ -1 & \text{if } \Gamma \text{ is pseudo-real} \end{cases} . \quad (1)$$

Equation (1) can be evaluated using *GTReality*, or during the calculation of the character table by specifying the option *GOReality*. In the second part of the example in Figure 3 the character table is calculated for the double group of T . The double group is installed by specifying the option *GOREpresentation* within the command *GInstallGroup* and choosing $SU(2)$ as standard representation. The additional symbols of the double group elements are denoted with an overline. Instead of four, the double group of T has seven classes and irreducible representations. The additional classes are classified by the theorem of Opechowski [51, 52]. The respective extra representations of the double group can be determined using *GTEExtraRepresentations*.

Crystal-field splitting

Crystal field theory represents a semi-empirical approach to describe localized states in an atomic or crystallographic surrounding. The crystallographic surrounding or crystal field is described in terms of a small perturbation $V_{\text{cr}}(\vec{r})$ leading to the total Hamiltonian

$$\left[-\frac{\hbar^2}{2m} \nabla^2 + V(\vec{r}) + V_{\text{cr}}(\vec{r}) \right] \psi(\vec{r}) = E\psi(\vec{r}). \quad (2)$$

The crystal field itself can be expanded in terms of spherical harmonics Y_m^l [32],

$$V_{\text{cr}}(\vec{r}) = \sum_l \sum_{m=-l}^l r^l A_{l,m} Y_m^l(\theta, \phi), \quad (3)$$

or more generally in terms of crystal field operators \hat{O}_m^l ,

$$\hat{V}_{\text{cr}} = \sum_l \sum_{m=-l}^l B_{l,m} \hat{O}_m^l. \quad (4)$$

GTPack contains various modules to calculate matrix elements $\langle jm_1 | \hat{O}_m^l | jm_2 \rangle$ for operator equivalents, such as spherical harmonics, Buckmaster-Smith-Thornley operators [33], and Stevens operators

[?]. The respective GTPack commands are given by *GTGauntCoefficients*, *GTBSTOperator*, and *GTStevensOperator*.

Depending on the underlying symmetry of the system some of the expansion coefficients $A_{l,m}$ or $B_{l,m}$ are zero. Given a symmetry group \mathcal{G} , then the Hamiltonian of the system and with that the crystal field expansion as to be invariant under the application of the projection operator of the identity representation,

$$\hat{P}^1 V_{\text{cr}}(r, \theta, \phi) = V_{\text{cr}}(r, \theta, \phi). \quad (5)$$

However, for any proper coordinate transformation $\hat{P}(T)$ corresponding to an element $T \in \mathcal{G}$ the spherical harmonics (and similarly crystal field operators \hat{O}_m^l) transform as

$$\hat{P}(T)Y_l^m = \sum_{m'=-l}^l D_{m'm}^l(T)Y_l^{m'}, \quad (6)$$

where $D_{m'm}^l$ denotes the Wigner-D function. For improper coordinate transformations (inversion, reflections, etc.) a factor of $(-1)^l$ has to be taken into account. Evaluating equation (5) by using the

```

We consider the point group  $O_h$  and calculate the crystal field Hamiltonian.
In[ ]:= Ohgroup = GTInstallGroup[Oh, G0Verbose -> "False"];
vcr = GTCrystalField[Ohgroup, 4]
Out[ ]:= A[0, 0] Y[0, 0] + r^4 A[4, 4] Y[4, -4] +  $\sqrt{\frac{14}{5}}$  r^4 A[4, 4] Y[4, 0] + r^4 A[4, 4] Y[4, 4]

According to linear perturbation theory the matrix  $A_{m_1, m_2}^l = \langle Y^{m_1}, V_{\text{cr}} Y^{m_2} \rangle$  is calculated. This can be
simplified by using GTGauntCoefficient.
In[ ]:= Amat = vcr /. Y[l_, m_] :=
Table[(-1)^m1 GTGauntCoefficient[2, -m1, l, m, 2, m2], {m1, -2, 2}, {m2, -2, 2}];
In the following the eigenvalues for an octahedral, a cubic and a tetrahedral crystal field are calculated
and the parameters Dq[oct] and e[oct] are introduced.
In[ ]:= rule = {q r^4 -> 24 π Dq[oct], q -> 2/3 π e[oct]};
Octahedron
In[ ]:= Roct = {{R, 0, 0}, {-R, 0, 0}, {0, R, 0}, {0, -R, 0}, {0, 0, R}, {0, 0, -R}} /. R -> 1;
In[ ]:= qoct = Table[q, {i, 1, 6}];
In[ ]:= Expand[Eigenvalues[Amat]] /.
A[l_, m_] -> GTCrystalFieldParameter[l, m, Roct, qoct] /. rule
Out[ ]:= {-4 Dq[oct] + e[oct], -4 Dq[oct] + e[oct],
-4 Dq[oct] + e[oct], 6 Dq[oct] + e[oct], 6 Dq[oct] + e[oct]}
Cube
In[ ]:= Rcube = {{R, R, R}, {-R, R, R}, {-R, -R, R}, {R, -R, R},
{R, R, -R}, {-R, R, -R}, {-R, -R, -R}, {R, -R, -R}} / Sqrt[3] /. R -> 1;
In[ ]:= qcube = Table[q, {i, 1, 8}];
In[ ]:= Expand[Eigenvalues[Amat]] /.
A[l_, m_] -> GTCrystalFieldParameter[l, m, Rcube, qcube] /. rule
Out[ ]:= { $\frac{32 Dq[oct]}{9} + \frac{4 e[oct]}{3}$ ,  $\frac{32 Dq[oct]}{9} + \frac{4 e[oct]}{3}$ ,
 $\frac{32 Dq[oct]}{9} + \frac{4 e[oct]}{3}$ ,  $-\frac{16 Dq[oct]}{3} + \frac{4 e[oct]}{3}$ ,  $-\frac{16 Dq[oct]}{3} + \frac{4 e[oct]}{3}$ }
Tetrahedron
In[ ]:= Rtet = {{R, -R, R}, {-R, R, R}, {-R, -R, -R}, {R, R, -R}} / Sqrt[3] /. R -> 1;
In[ ]:= qtet = Table[q, {i, 1, 4}];
In[ ]:= Expand[Eigenvalues[Amat]] /.
A[l_, m_] -> GTCrystalFieldParameter[l, m, Rtet, qtet] /. rule
Out[ ]:= { $\frac{16 Dq[oct]}{9} + \frac{2 e[oct]}{3}$ ,  $\frac{16 Dq[oct]}{9} + \frac{2 e[oct]}{3}$ ,
 $\frac{16 Dq[oct]}{9} + \frac{2 e[oct]}{3}$ ,  $-\frac{8 Dq[oct]}{3} + \frac{2 e[oct]}{3}$ }

```

Figure 4. Crystal field expansion and level splitting for a localized d -electron in an octahedral, a cubic and a tetrahedral crystal field.

expansion (3) and transformation behavior (6) leads to the under determined equation system

$$A_l^m = \frac{1}{g} \sum_{T \in \mathcal{G}} \sum_{m'=-l}^l D_{mm'}^l(T) A_l^{m'}. \quad (7)$$

From equation (7) it can be concluded which coefficients depend on each other and which coefficients vanish. The final symmetry adapted crystal field expansion can be calculated using GTPack by means of *GTCrystalField*. Figure 4 illustrates an example for the level splitting for a single d -electron in an octahedral, a cubic and a tetrahedral crystal field. The underlying point groups are O_h for the cubic and the octahedral case as well as T_d for the tetrahedral case. However, it turns out that both groups lead to the same crystal field expansion. First, the point group O_h is installed using *GTInstallGroup*. Afterwards the crystal field expansion is calculated using *GTCrystalField* up to a cutoff value of $2l$. As we discuss d -electrons, the expansion is truncated after $l = 4$. Next, we define the surrounding field in terms of the nearest neighbors and create lists containing their positions and ionic charges. The splitting is calculated from the eigenvalues of the matrix elements over radial wave functions $\psi_m^l(\vec{r}) = R^l(r)Y_m^l(\theta, \phi)$, as

$$V_{cr} = \sum_{l'=0}^{2l} \sum_{m=-l'}^{l'} \langle r^{l'} \rangle A_{l',m} \langle lm_1 | l'm | lm_2 \rangle, \quad (8)$$

where

$$\langle r^{l'} \rangle = \int dr r^2 r^{l'} R^l(r)^2, \quad (9)$$

and

$$\langle lm_1 | l'm | lm_2 \rangle = \int d\Omega Y_{m_1}^{l*}(\Omega) Y_m^{l'}(\Omega) Y_{m_2}^l(\Omega). \quad (10)$$

The latter integral is called Gaunt coefficient and can be calculated by means of GTPack using *GTGauntCoefficient*. The values for $\langle r^{l'} \rangle$ are materials specific and can be calculated, e.g., in the framework of the density functional theory [53]. GTPack provides commands to store and load explicit values from a database. However, in this example we introduce the generic parameters

$$\epsilon[\text{oct}] = \frac{3q \langle r^2 \rangle}{2\pi}, \quad (11)$$

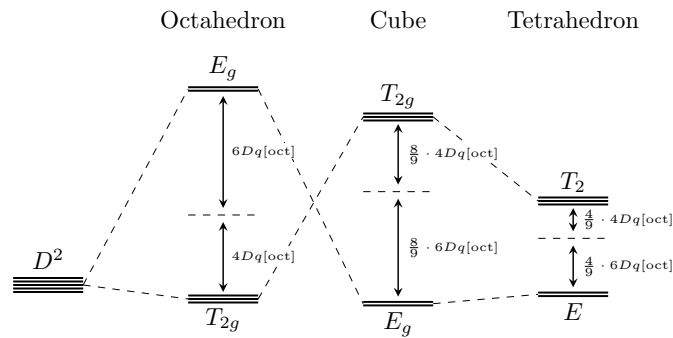


Figure 5. The level splitting for a localized d -electron into E_g (E) and T_{2g} (T_2) levels in an octahedral, a cubic and a tetrahedral crystal field.

and

$$Dq[\text{oct}] = \frac{q \langle r^4 \rangle}{24\pi}. \tag{12}$$

As can be verified from the Mathematica example in Figure 4, in all three cases a two-fold and a three-fold degenerate level can be found. In the cubic and octahedral case the two-fold degenerate state corresponds to the irreducible representation E_g and the three-fold degenerate level corresponds to the irreducible representation T_{2g} . For the tetrahedron the inversion symmetry is broken and the states are denoted by E and T_2 , respectively. The final result is plotted in Figure 5.

Tight-binding bandstructure of graphene

Due to the occurrence of Dirac nodes within the band structure and the resulting properties, graphene counts as one of the most studied materials to date [54, 55]. Within the following example the calculation of the band structure using the tight-binding approximation will be illustrated in the framework of GTPack. In Fig. 6 the structure and the construction of the tight-binding Hamiltonian is shown. At first, the structure is given as a list in the standard GTPack format. The list contains the name of the structure and a prototype, four different names for the space group (Pearson symbol, Strukturbericht designation, international notation, and space group number), the lattice, and the sites containing the atom name and the atom position. Note that the first five information are optional and not important for the generation

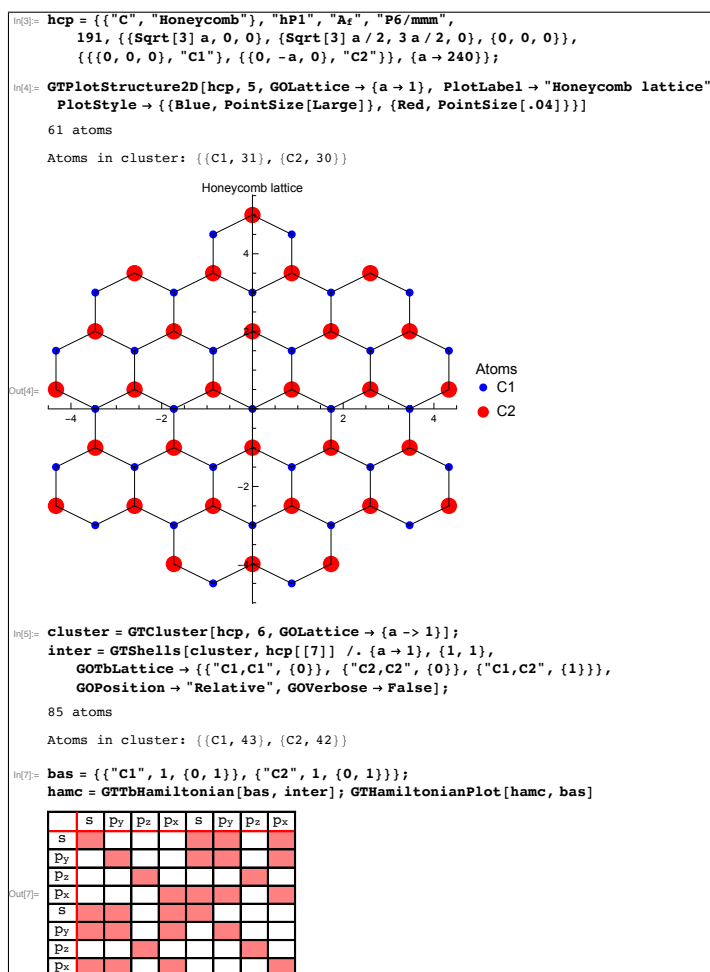


Figure 6. Structural information and construction of the tight-binding Hamiltonian for graphene.

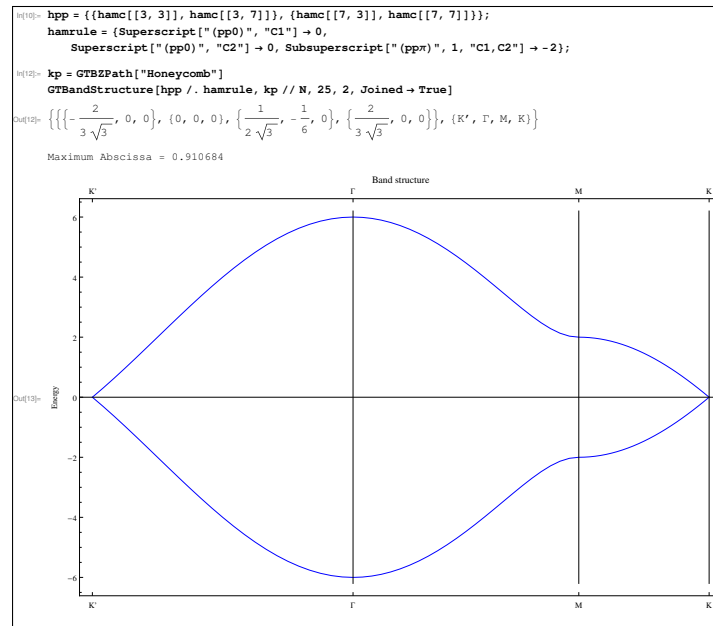


Figure 7. Band structure calculation for graphene.

of the tight-binding model. GTPack provides modules to import structures, e.g., in the cif-format using *GTImportCIF*. The structural information can be plotted using the command *GTPlotStructure2D*. For the construction of the tight-binding model it is necessary to construct a real space cluster. This cluster is reordered into different shells corresponding to nearest neighbor, next nearest neighbor, next next nearest neighbor interactions, etc.. The respective commands to do so are *GTCluster* and *GTShells*. From the information of the shells, the tight-binding Hamiltonian is constructed for *s*- and *p*-electrons. The zero and non-zero entries within the tight-binding Hamiltonian are illustrated using *GTHamiltonianPlot*. As can be seen within the plot, the p_z -orbitals do not hybridize with all the other orbitals. Hence, those can be considered to form a smaller tight-binding Hamiltonian of dimension 2×2 . Setting up and solving the reduced 2×2 tight-binding Hamiltonian is shown in Fig. 7. The high-symmetry path within the Brillouin zone (K' , Γ , M , K) is generated using the command *GTBZPath*. The points K and K' denote the corners of the hexagonal Brillouin zone, M points to the middle of an edge and Γ is the Brillouin zone center. The band structure itself is calculated and plotted using *GTBandStructure*.

ANALYZING PHOTONIC BAND STRUCTURES

Photonic crystals represent the optical analogues of ordinary crystals, where light is traveling through a periodic dielectric. Potential optical band gaps, i.e., forbidden frequencies where photons are not allowed to travel through the medium have motivated research towards for various applications replacing ordinary electronics and information technology [56]. Recently, photonic crystals have been discussed with respect to nodal points [57] and topological states in periodic and quasi periodic arrangements [58, 59, 60]. A group theory classification of the allowed modes yields to additional information, e.g., with respect to uncoupled bands [27]. For two-dimensional photonic crystals, the vectorial Maxwell's equations can be transformed into two sets of independent equations for two modes [24], which are referred to as transversal

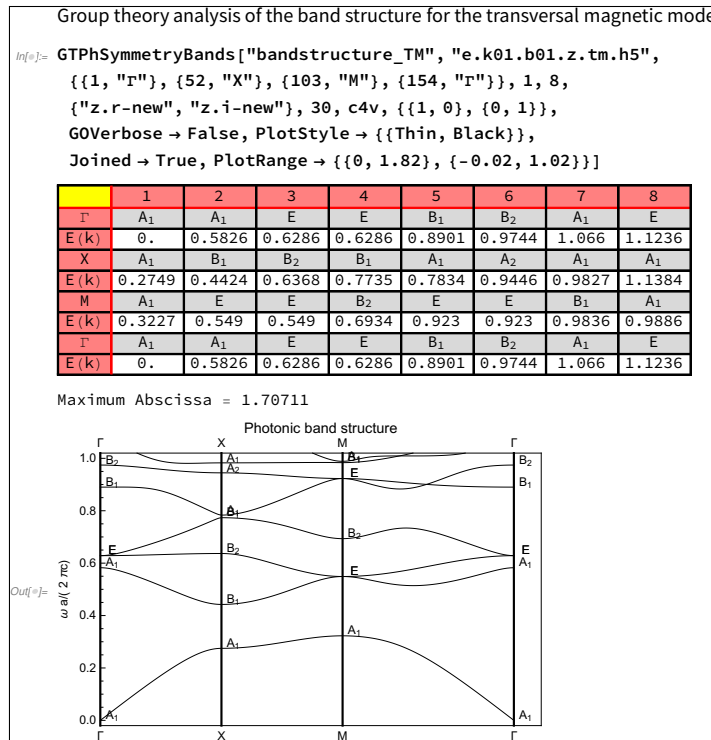


Figure 8. Photonic band structure for a two-dimensional square lattice of alumina rods in air calculated using MPB and analyzed with GTPack.

magnetic (TM) and transversal electric (TE) modes. The resulting master equations are given by

$$-\frac{1}{\varepsilon(\vec{r}_{\parallel})} \left\{ \frac{\partial^2}{\partial x^2} + \frac{\partial^2}{\partial y^2} \right\} E_z(\vec{r}_{\parallel}) = \frac{\omega^2}{c^2} E_z(\vec{r}_{\parallel}), \tag{13}$$

$$-\left\{ \frac{\partial}{\partial x} \frac{1}{\varepsilon(\vec{r}_{\parallel})} \frac{\partial}{\partial x} + \frac{\partial}{\partial y} \frac{1}{\varepsilon(\vec{r}_{\parallel})} \frac{\partial}{\partial y} \right\} H_z(\vec{r}_{\parallel}) = \frac{\omega^2}{c^2} H_z(\vec{r}_{\parallel}). \tag{14}$$

Here, the vector \vec{r}_{\parallel} denotes a vector in the xy plane. For the solution of the masters equation, a plane-wave approach can be applied which transforms the Masters equations into an eigenvalue problem. Such an approach is implemented in GTPack, but also within the code MPB [37]. GTPack can be applied to analyze photonic band structure calculations performed with MPB, as will be shown in the following. We consider a two-dimensional photonic crystal with a square lattice made of circular alumina rods ($\varepsilon = 8.9$) in air. The radius of the rods is given by $R = 0.2a$ (a -lattice constant). This corresponds to a filling factor of $\gamma = 0.126$. The photonic band structure was calculated using MPB incorporating a tolerance of 10^{-7} . The calculated band structure can be loaded, plotted and analyzed automatically using the command *GTPHSymmetryBands* as shown in Figure 8 for the transversal magnetic mode. The underlying point group is C_{4v} , which has four one-dimensional irreducible representation (A_1, A_2, B_1, B_2) and one two-dimensional irreducible representation (E). As can be seen in Figure 8, there is a spectral gap between the first and the second band. Degeneracies in the band structure correspond to the dimensions of the corresponding irreducible representation. Therefore, all single bands are associated to the one-dimensional irreducible representations. However, for example, for the second and the third band, a two-fold degeneracy can be found at the M point which corresponds to the two-dimensional irreducible representation E . To revise this point more clearly, the specific fields corresponding to the

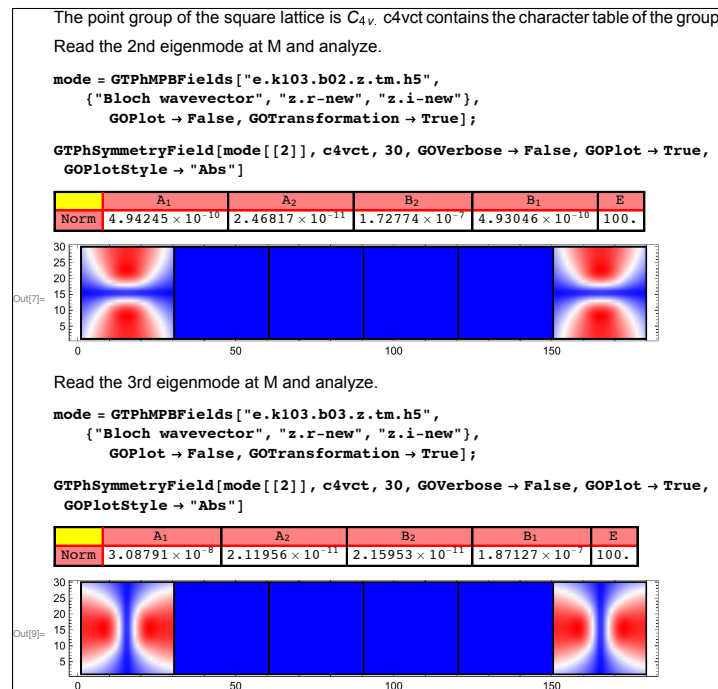


Figure 9. Application of the character projection operator to the field corresponding to the degeneracy between the second and third band of the transversal magnetic mode at M .

modes can be imported into the Mathematica notebook using *GTPhMPBFields*. Afterwards, the field is analyzed by applying the character projection operator for each irreducible representation. As expected, only the application of the operator corresponding to E shows non-zero results, as can be seen in Figure 9.

ADVANTAGES AND LIMITATIONS

As an additional package to the standard Mathematica framework, GTPack is embedded into the Mathematica framework. The new modules provided within GTPack are designed for application in solid state physics and photonics and use notations which are common in these research communities. Having a programming framework at hand comes with the advantage of easy automation which is in contrast to recently published group theory tables. Most of the provided modules are kept general and can be applied in connection to any set of matrices forming a group. This allows for applications way beyond the provided point and space group setup. As usual, the package is constructed in a modular form and can be extended easily.

GTPack is under ongoing development and therefore comes with limitations in the first version. Among others, these comprise of the calculation of character tables for space groups and groups containing anti-unitary symmetry elements. The implemented modules for the calculation of photonic band structures currently do not reach the same performance as specialized numeric implementations such as MPB. Thus, export and import modules connect MPB with GTPack. Additionally, modules to export analytically generated tight-binding Hamiltonians to Fortran help to generate more efficient numeric codes. An extension to a parallel implementation for the usage of the cluster version of Mathematica is currently not planned. Concerning the symmetry analysis, irreducible representations can currently only be

associated to the calculated bands if symmorphic space groups are taken into account. An extension for non-symmorphic groups is under development.

CONCLUSION

We presented the Mathematica group theory package GTPack together with four basic examples. The package contains about 200 additional commands dealing with basic group theory and representation theory and providing tools for applications in solid state physics and photonics. The package itself is structured into several subpackages. In connection to external databases it is possible to load, change and save data, like structural information or parameters for electronic and photonic band structure calculations. The package works externally with a symbolic representation of symmetry elements. Internally, matrices are used. GTPack can be obtained online via the web page <http://GTPack.org>.

ACKNOWLEDGMENTS

The authors acknowledge the support of Sebastian Schenk, especially with respect to his help in building up a documentation within the Mathematica framework. Furthermore, we are grateful for discussions and contributions from Markus Däne, Christian Matyssek, Stefan Thomas, Martin Hoffmann, and Arthur Ernst. This publication was funded by the German Research Foundation within the Collaborative Research Centre 762 (projects A4 and B1). Additionally, RMG acknowledges funding from the European Research Council under the European Union's Seventh Framework Program (FP/2207-2013)/ERC Grant Agreement No. DM-321031.

SUPPLEMENTARY MATERIAL

The supplementary material comprises of a complete list of implemented modules. Each table from Table 1 to Table 13 contains the respective modules of one subpackage (see main text Fig. 1). The tables contain the name of the module, a short and general explanation and in some cases (when appropriate) a reference to the implemented algorithm or to further information.

Auxiliary.m

Table 1 Modules of the subpackage *Auxiliary.m*. The package contains additional modules which were needed for GTPack but which were not covered in the standard Mathematica language.

Name	Functionality	Ref.
GTBlueRed	defines the color scheme for tables printed within GTPack	
GTCartesianSphericalHarmonicY	calculates spherical harmonics Y_l^m in Cartesian form	
GTCartesianTesseralHarmonicY	calculates tesseral harmonics S_l^m in Cartesian form	
GTClusterFilter	removes certain atoms from a given cluster	
GTCompactStore	stores sparse matrices in compact form	
GTDircMatrix	gives the Dirac matrices $\hat{\Gamma}_i$ in various representations	
GTEulerAnglesQ	checks if an input is a set of Euler angles	
GTFermiSurfaceXSF	calculates the band structure and stores results to XSF file	
GTGauntCoefficient	calculates the Gaunt coefficients	

GTGroupConnection	plots a graph illustrating the connection between several groups	
GTGroupHierarchy	plots a graph illustrating all subgroups of a group	
GTNeighborPlot	present information about input data to construct adjacency matrices	
GTPointGroups	illustrates the subgroup relationships of the 32 point groups	
GTQAbs	calculates the absolute value of a quaternion	
GTQConjugate	calculates the conjugate of a quaternion	
GTQInverse	calculates the inverse of a quaternion	
GTQMultiplication	multiplies two quaternions	
GTQPolar	calculates the polar angle of a quaternion	
GTQuaternionQ	checks if an input is a quaternion	
GTReadFromFile	reads an object from a file	
GTSetTableColors	defines a color function based on the MPB color code	
GTSU2Matrix	calculates a SU(2) matrix from a given angle and 3D vector	
GTSymbolQ	checks if an input is a GTPack symbol	
GT TesseralHarmonicY	calculates tesseral harmonics S_l^m	[61]
GTWriteToFile	writes an object to a file	

Basic.m

Table 2 Modules of the subpackage *Basic.m*. The package contains modules for basic group theory, like calculation of classes, multiplication tables, cosets, etc..

Name	Functionality	Ref.
GTAbelianQ	checks if list of elements forms an Abelian group	
GTAllSymbols	gives a listed of all currently installed symmetry elements	
GTCenter	calculates the center of a group	
GTClasses	calculates the classes of a group	
GTClassMult	calculates the class multiplication of two classes	
GTClassMultTable	calculates a class multiplication table	
GTConjugacyClass	constructs all conjugate subgroups for a given group and subgroup	
GTConjugateElement	calculates the conjugate element of an element	
GT CyclicQ	checks if list of elements forms a cyclic group	
GTGenerators	estimates a set of generators of a group	
GTGetEulerAngles	gives the Euler angles associated with a symmetry element	
GTGetMatrix	gives the matrix associated with a symmetry element	
GTGetQuaternion	gives the quaternion associated with a symmetry element	
GTGetRotationMatrix	gives the 3D rotation matrix associated with a symmetry element	
GTGetSU2Matrix	gives the SU(2) matrix associated with a symmetry element	
GTGetSubGroups	calculates the subgroups of a given group	
GTGetSymbol	gives the symbol associated with a symmetry element	
GTgmat	group multiplication	
GTGroupOrder	calculates the order of a group	

GTGroupQ	checks if list of elements forms a group
GTInverseElement	calculates the inverse of a symmetry element
GTInvSubGroupQ	checks if one group is an invariant subgroup of another one
GTInvSubGroups	calculates the invariant subgroups of a given group
GTLeftCosets	constructs left cosets for a given group and subgroup
GTMagnetic	logical module to allow for magnetic groups
GTMagneticQ	checks if magnetic groups are considered
GTMultTable	calculates the multiplication table of a group
GTNormalizer	calculates the normalizer of a group
GTOrderOfElement	calculates the order of a symmetry element
GTProductGroup	constructs the product group of two groups
GTProductGroupQ	checks if a group is a product of two given groups
GTQuotientGroup	constructs the quotient group of two groups
GTQuotientGroupQ	checks if two groups can form a quotient group
GTRightCosets	constructs right cosets for a given group and subgroup
GTSelfAdjointQ	checks if a symmetry element is self-adjoint
GTSetMultiplication	multiplies the elements of two sets with each other
GTSubGroupQ	checks if one group is a subgroup of another one
GTTransformation	applies a transformation operator to a given vector
GTTransformationOperator	applies a transformation operator to a given vector
GTType	gives a symmetry element in space group form
GTWhichInput	checks if the input is a symbol, matrix, quaternion or set of angles
GTWhichOutput	transforms an output to a symbol, matrix, quaternion or set of angles

CrystalField.m

Table 3 Modules of the subpackage *CrystalField.m*. The package contains modules needed within crystal field theory, like calculation of the crystal field Hamiltonian, crystal field operators and crystal field parameters.

Name	Functionality	Ref.
GTBSTOperator	calculates a matrix for Buckmaster-Smith-Thornley operator equivalent	[33]
GTBSTOperatorElement	calculates matrix elements for Buckmaster-Smith-Thornley operator equivalents	[33]
GTCFDatabaseInfo	gives a list of stored $\langle r^l \rangle$ expectation values	
GTCFDatabaseRetrieve	retrieves stored $\langle r^l \rangle$ expectation values from a file	
GTCFDatabaseUpdate	adds $\langle r^l \rangle$ expectation values to a file	
GTCrystalField	calculates an effective crystal field Hamiltonian	
GTCrystalFieldParameter	calculates crystal field parameters in the point-charge model	
GTCrystalFieldSplitting	calculates the decomposition of irreducible representations within a subgroup	
GTStevensOperator	calculates a matrix for Stevens operator equivalent	[62]
GTStevensOperatorElement	calculates matrix elements for Stevens operator equivalents	[62]

GTStevensTheta gives multiplet prefactors for the crystal field expansion [?]

CrystalStructure.m

Table 4 Modules of the subpackage *CrystalStructure.m*. The package contains modules for the handling of crystal structures and crystal structure databases.

Name	Functionality	Ref.
GTAllStructures	prints a list of currently installed structures	
GTBravaisLattice	gives lattice vectors for a specified crystal system	
GTBuckyBall	gives a cluster of carbon atoms in buckminsterfullerene structure	
GTClusterManipulate	allows for manipulation of atomic clusters	
GTCrystalData	provides information about crystal structures	
GTCrystalSystem	gives a list of point groups for a specified crystal system	
GTEExportXSF	exports structures to XCRYSDEN format	
GTGetStructure	gives an installed crystal structure	
GTGroupNotation	change notation between Schönflies and Hermann-Mauguin	
GTImportCIF	imports crystal structure information from CIF files	[34]
GTInstallStructure	installs new crystal structures	
GTLatticeVectors	constructs lattice vectors from lattice parameters and angles	
GTLoadStructures	load stored crystal structures	
GTPlotCluster	plots a cluster of atoms	
GTPlotStructure	plots an installed crystal structure	
GTPlotStructure2D	plots an installed 2D crystal structure	
GTSaveStructures	saves a set of installed crystal structures	
GTShowSymmetryElements	plots symmetry elements of a point group	
GTSpaceGroups	gives information about nomenclature of the 230 space groups	
GTTubeParameters	calculates the important geometric properties of single wall carbon nanotubes	
GTTubeStructure	constructs a (n, m) single wall carbon nanotube.	

ElectronicStructure.m

Table 5 Modules of the subpackage *ElectronicStructure.m*. The package contains general modules for electronic structure calculations like calculation of band structures or density of states from various effective Hamiltonians.

Name	Functionality	Ref.
GTBands	calculates the energy bands for an effective Hamiltonian	
GTBandsPlot	plots a calculated band structure	
GTBandStructure	calculates and plots the band structure for an effective Hamiltonian	
GTCompatibility	calculates the compatibility relations of two point groups	
GTDensityOfStates	calculates the density of states for an effective Hamiltonian	
GTDensityOfStatesPlot	plots a calculated density of states	

GTDensityOfStatesRS	calculates the density of states for an effective Hamiltonian in real space
GTFermiSurface	calculates the Fermi-surface

Install.m

Table 6 Modules of the subpackage *Install.m*. The package contains modules for the installation of groups and symmetry elements.

Name	Functionality	Ref.
GTChangeRepresentation	changes the standard representation used by GTPack (SO(3), SO(2), SU(2), ...)	
GTGroupFromGenerators	installs a finite group from a set of generators	
GTInstallAxis	installs symmetry elements for a given rotation axis	
GTInstallGroup	installs point and space groups	
GTReinstallAxes	changes between active and passive convention for symmetry elements	
GTTableToGroup	install a permutation group from the multiplication table	
GTWhichAxes	informs if active or passive convention for symmetry elements is used	
GTWhichRepresentation	gives the currently used standard representation (SO(3), SO(2), SU(2), ...)	

Lattice.m

Table 7 Modules of the subpackage *Lattice.m*. The package contains modules connected to crystallographic lattices, like calculation of reciprocal lattice vectors, illustration of Wigner-Seitz cells and Brillouin zones and the construction of atomic clusters.

Name	Functionality	Ref.
GTAdjacencyMatrix	calculates an adjacency matrix for a cluster of atoms	
GTBZLines	generates a set of \vec{k} -points for a Brillouin zone path	
GTBZMPBPointMesh	exports a set of \vec{k} -points in MPB data format	[36, 37]
GTBZPath	generates a standard \vec{k} -path in the Brillouin zone	
GTBZPointMesh	gives a \vec{k} -point mesh in the irreducible part of the Brillouin zone	
GTCluster	constructs a spherical cluster of atoms	
GTGroupOfK	calculates the group of the wave-vector \vec{k}	
GTLatCluster	constructs a spherical cluster of lattice points	
GTLatShells	separates a cluster of lattice points into distinct shells	
GTReciprocalBasis	calculates the reciprocal basis	
GTShells	separates a cluster of atoms into distinct shells	
GTStarOfK	calculates the star of the wave-vector \vec{k}	
GTVoronoiCell	plots the Brillouin zone or Wigner-Seitz cell	

Molecules.mTable 8 Modules of the subpackage *Molecules.m*. The package contains modules for the handling of molecules and molecule structure databases.

Name	Functionality	Ref.
GTMolChemicalData	gives molecular data from the Mathematica database in GTPack form	
GTMolDatabaseInfo	gives information of molecular data stored within a database	
GTMolDatabaseUpdate	add molecular information to a database	
GTMolGetMolecule	gives information of a particular molecule stored within a database	
GTMolPermutationRep	gives a representation of a group in terms of permutation matrices	
GTMolToCluster	transforms a molecule from a data set into a cluster of atoms	

Photonics.mTable 9 Modules of the subpackage *Photonics.m*. The package contains modules for the study of photonic crystals.

Name	Functionality	Ref.
GTPhBandsObjects		
GTPhCuboid	gives the structure factor for a cuboid	
GTPhDCObjects	calculates the Fourier transform of the inverse permittivity of a set of geometric objects	
GTPhDCPixel	calculates the Fourier transform of the inverse permittivity defined by a pixel map	
GTPhDielectric	calculates the Fourier transform of $\epsilon^{-1}(\vec{r})$	
GTPhEllipticRod	gives the structure factor of an elliptic rod	
GTPhFields	calculates the electro magnetic field in a photonic crystal	
GTPhMaster	constructs the master equation for a photonic crystal structure	[24]
GTPhMasterObjects	constructs the master equation from a list of objects	[24]
GTPhMasterPixel	constructs the master equation if the permittivity is given by a pixelmap	
GTPhMPBBands	imports a photonic band structure calculated by MPB	[36, 37]
GTPhMPBFields	imports electromagnetic field components calculated with MPB	[36, 37]
GTPhPermittivity	gives $\epsilon^{-1}(\vec{G})$ for all reciprocal lattice vectors used in the master equation	
GTPhPixelSmooth	gives a smoothed pixel map	
GTPhPixelStructure	allows to perform a modification of the permittivity distribution defined by a pixel map	
GTPhPrismaticRod	gives the structure factor of a prismatic rod	
GTPhRodSmooth	gives a smoothed structure factor of a rectangular rod	

GTPhShowStructure	plots an image of the arrangement of dielectric objects in a photonic structure	
GTPhSlab	gives the structure factor of a slab	
GTPhSlabSmooth	gives a smoothed structure factor of a slab	
GTPhSphere	gives the structure factor of a sphere	
GTPhSymmetryBands	performs a symmetry analysis of electromagnetic fields for a given band structure	[24]
GTPhSymmetryField	performs the symmetry analysis of an electromagnetic field	
GTPhSymmetryPoint	performs the symmetry analysis of electromagnetic fields given in datasets	

PseudoPotential.m

Table 10 Modules of the subpackage *PseudoPotential.m*. The package contains modules for the construction of plane-wave Hamiltonians.

Name	Functionality	Ref.
GTPwDatabaseInfo	gives information about the pseudopotential parameter sets stored in a database	
GTPwDatabaseRetrieve	retrieves pseudopotential parameter sets stored in a database	
GTPwDatabaseUpdate	adds pseudopotential parameter sets to a database	
GTPwDielectricF	defines a screening function	
GTPwEmptyLatticeIrep	determines the irreducible representations of the empty lattice band structure	
GTPwHamiltonian	constructs a Hamiltonian based on pseudopotential theory	[44, 45]
GTPwPrintParmSet	prints a parameter set form a pseudopotential database	

RepresentationTheory.m

Table 11 Modules of the subpackage *RepresentationTheory.m*. The package contains modules for basic representation theory, like calculation of character tables and installation and handling of irreducible representations.

Name	Functionality	Ref.
GTAngularMomentumChars	gives characters of a matrix representation in terms of Wigner D -matrices	
GTAngularMomentumRep	gives a matrix representation in terms of Wigner D -matrices	
GTCharacterTable	calculates the character table	[41]
GTCharProjectionOperator	applies the character projection operator to a given function	
GTClebschGordanCoefficients	calculation of Clebsch Gordan coefficients	[43]
GTClebschGordanSum	calculates the Clebsch-Gordan sum (direct sum) of two representation	
GTClebschGordanTable	illustrates calculated Clebsch-Gordan coefficients	
GTDirectProductChars	calculates characters of a direct product representation	
GTDirectProductRep	calculates matrices of a direct product representation	
GTEExtraRepresentations	calculates the extra representations within a double group	

GTGetIrep	calculates matrices of irreducible representations	[42]
GTIrep	calculates the number of times an irred. rep. occurs within a red. rep.	
GTIrepDimension	calculates the dimensions of the irreducible representations	
GTNumberOfIreps	calculates the number of inequivalent irreducible representations	
GTProjectionOperator	applies the projection operator to a given function	
GTReality	estimates if a representation is potentially real, essentially complex or pseudo-real	
GTRegularRepresentation	calculates the regular representation of a group	
GTSOCSplitting	calculates the splitting of states due to spin-orbit coupling	
GTSpinCharacters	calculates the characters of the spin representation	
GTWignerProjectionOperator	applies the projection operator to spherical harmonics	

TightBinding.m

Table 12 Modules of the subpackage *TightBinding.m*. The package contains modules for the construction of tight-binding Hamiltonians in two- and three-center form.

Name	Functionality	Ref.
GTFindStateNumbers	findes the number of states within a certain energy interval (real space)	
GTHamiltonianPlot	illustrates zero and non-zero entries within the tight-binding Hamiltonian	
GTPlotStateWeights	plots the contribution of atomic sites to an electronic state (real space)	
GTSymmetryBasisFunctions	calculates the associated irreducible representation of a wave function	
GTTbAtomicWaveFunction	calculates values of an atomic-like wave function	
GTTbDatabaseInfo	gives information about tight-binding parameters stored in a database	[63]
GTTbDatabaseRetrieve	retrieves tight-binding parameters from a database	
GTTbDatabaseUpdate	adds tight-binding parameters to a database	
GTTbGetParameter	gives a particular tight-binding parameter from a database	
GTTbHamiltonian	constructs a tight-binding Hamiltonian	[46]
GTTbHamiltonianElement	constructs a single element of a tight-binding Hamiltonian	
GTTbHamiltonianRS	constructs a real space tight-binding Hamiltonian	
GTTbNumberOfIntegrals	calculates the number of independent tight-binding integrals	[47]
GTTbParameterNames	creates a set of parameter names	
GTTbParmToRule	gives a rule to replace tight-binding symbols using a given parameter set	
GTTbPrintParmSet	prints a tight-binding parameter set from a database	
GTTbRealSpaceMatrix	constructs the interaction of two atoms in a tight-binding Hamiltonian	
GTTbSpinMatrix	gives elementary spin matrices for tight-binding Hamiltonians	[61]

GTTbSpinOrbit	adds spin-orbit coupling to a given tight-binding Hamiltonian
GTTbSymbol2C	gives a symbol according to the nomenclature of the two-center approximation
GTTbSymmetryBandStructure	performs a symmetry analysis of a given band structure
GTTbSymmetryPoint	performs a symmetry analysis of energy bands at a specified \vec{k} -point
GTTbSymmetrySingleBand	performs a symmetry analysis of a single energy band
GTTbToFortran	transforms a k-space tight-binding Hamiltonian into a FORTRAN module
GTTbToFortranList	prints a Hamiltonian as FORTRAN code
GTTbWaveFunction	constructs a tight-binding wave-function

Vibrations.m

Table 13 Modules of the subpackage *Vibrations.m*. The package contains modules for the study of vibrational modes of solids and molecules.

Name	Functionality	Ref.
GTVibDisplacementRep	gives the displacement representation of a molecule	
GTVibDynamicalMatrix	gives the dynamical matrix for a given structure	
GTVibModeSymmetry	gives the vibrational modes of a molecule	
GTVibSetParameters	substitutes spring constants and masses within a dynamical matrix	
GTVibTbToPhonon	transforms a tight-binding p-Hamiltonian into a dynamical matrix	[64]
GTVibTbToPhononRule	gives rules to transform a tight-binding p-Hamiltonian into a dynamical matrix	

REFERENCES

- [1] Wigner E. Fifty years of symmetry operators. *Understanding the Fundamental Constituents of Matter* (Springer) (1978), 879–892.
- [2] Ahmad S, International Centre for Theoretical Physics TI. Group theory, the new language of modern physics. Tech. rep., International Centre for Theoretical Physics (1990).
- [3] Bouckaert LP, Smoluchowski R, Wigner E. Theory of brillouin zones and symmetry properties of wave functions in crystals. *Physical Review* **50** (1936) 58–67. doi:10.1103/PhysRev.50.58.
- [4] Bethe HA. Splitting of terms in crystals. *Annalen der Physik* **3** (1929) 133.
- [5] Inui T, Uemura Y. Theory of color centers in ionic crystals i electronic states of f-centers in alkali halides. *Progress of Theoretical Physics* **5** (1950) 252–265.
- [6] Chanier T, Opahle I, Sargolzaei M, Hayn R, Lannoo M. Magnetic state around cation vacancies in ii–vi semiconductors. *Physical review letters* **100** (2008) 026405.
- [7] Bassani F, Parravicini GP. *Electronic states and optical transitions in solids* (Pergamon Press) (1975).
- [8] Miyamachi T, Schuh T, Märkl T, Bresch C, Balashov T, Stöhr A, et al. Stabilizing the magnetic moment of single holmium atoms by symmetry. *Nature* **503** (2013) 242–246.

- [9] König A, Mermin ND. Screw rotations and glide mirrors: Crystallography in fourier space. *Proceedings of the National Academy of Sciences* **96** (1999) 3502–3506.
- [10] Liu CX, Qi XL, Zhang H, Dai X, Fang Z, Zhang SC. Model hamiltonian for topological insulators. *Physical Review B* **82** (2010) 045122. doi:10.1103/PhysRevB.82.045122.
- [11] Volovik GE, Gor'kov LP. Superconducting classes in heavy-fermion systems. *Ten Years of Superconductivity: 1980–1990* (Springer) (1985), 144–155.
- [12] Blount EI. Symmetry properties of triplet superconductors. *Physical Review B* **32** (1985) 2935.
- [13] Sigrist M, Ueda K. Phenomenological theory of unconventional superconductivity. *Reviews of Modern Physics* **63** (1991) 239.
- [14] Geilhufe RM, Balatsky AV. Symmetry analysis of odd-and even-frequency superconducting gap symmetries for time-reversal symmetric interactions. *Physical Review B* **97** (2018) 024507.
- [15] Fernandes RM, Orth PP, Schmalian J. Intertwined vestigial order in quantum materials: nematicity and beyond. *arXiv preprint arXiv:1804.00818* (2018).
- [16] Bradlyn B, Elcoro L, Cano J, Vergniory MG, Wang Z, Felser C, et al. Topological quantum chemistry. *Nature* **547** (2017) 298 EP –. Article.
- [17] Geilhufe RM, Bouhon A, Borysov SS, Balatsky AV. Three-dimensional organic dirac-line materials due to nonsymmorphic symmetry: A data mining approach. *Physical Review B* **95** (2017) 041103.
- [18] Geilhufe RM, Borysov SS, Bouhon A, Balatsky AV. Data mining for three-dimensional organic dirac materials: Focus on space group 19. *Scientific reports* **7** (2017) 7298.
- [19] Wieder BJ, Kane CL. Spin-orbit semimetals in the layer groups. *Physical Review B* **94** (2016) 155108. doi:10.1103/PhysRevB.94.155108.
- [20] Bouhon A, Black-Schaffer AM. Global band topology of simple and double dirac-point semimetals. *Physical Review B* **95** (2017) 241101.
- [21] Nayak C, Simon SH, Stern A, Freedman M, Sarma SD. Non-abelian anyons and topological quantum computation. *Reviews of Modern Physics* **80** (2008) 1083.
- [22] López-Tejiera F, Ochiai T, Sakoda K, Sánchez-Dehesa J. Symmetry characterization of eigenstates in opal-based photonic crystals. *Physical Review B* **65** (2002) 195110.
- [23] Hergert W, Däne M. Group theoretical investigations of photonic band structures. *physica status solidi (a)* **197** (2003) 620–634.
- [24] Sakoda K. *Optical properties of photonic crystals*, vol. 80 (Springer Science & Business Media) (2004).
- [25] Sakoda K, Shiroma H. Numerical method for localized defect modes in photonic lattices. *Physical Review B* **56** (1997) 4830.
- [26] Stefanou N, Karathanos V, Modinos A. Scattering of electromagnetic waves by periodic structures. *Journal of Physics: Condensed Matter* **4** (1992) 7389.
- [27] Sakoda K. Symmetry, degeneracy, and uncoupled modes in two-dimensional photonic lattices. *Physical Review B* **52** (1995) 7982.
- [28] Altmann S, Herzig P. *Point-group theory tables* (Oxford University Press) (1994).
- [29] Bradley C, Cracknell A. *The mathematical theory of symmetry in solids: representation theory for point groups and space groups* (Oxford University Press) (2010).
- [30] Aroyo MI, Perez-Mato J, Orobengoa D, Tasci E, De La Flor G, Kirov A. Crystallography online: Bilbao crystallographic server. *Bulg. Chem. Commun* **43** (2011) 183–97.
- [31] GAP. *GAP – Groups, Algorithms, and Programming, Version 4.8.5*. The GAP Group (2016).
- [32] Hergert W, Geilhufe M. *Group Theory in Solid State Physics and Photonics. Problem Solving with Mathematica* (Wiley-VCH) (2018).

- [33] Smith D, Thornley JHM. The use of ‘operator equivalents’. *Proceedings of the Physical Society* **89** (1966) 779.
- [34] Hall SR, Allen FH, Brown ID. The crystallographic information file (CIF): a new standard archive file for crystallography. *Acta Crystallographica Section A* **47** (1991) 655–685. doi:10.1107/S010876739101067X.
- [35] Kokalj A. Xcrysden—a new program for displaying crystalline structures and electron densities. *Journal of Molecular Graphics and Modelling* **17** (1999) 176–179.
- [36] Johnson SG, Joannopoulos JD. Block-iterative frequency-domain methods for maxwell’s equations in a planewave basis. *Optics express* **8** (2001) 173–190.
- [37] [Dataset] <http://ab-initio.mit.edu/mpb> (????).
- [38] Kresse G, Furthmüller J. Software vasp, vienna (1999). *Physical Review B* **54** (1996) 169.
- [39] Gonze X, Amadon B, Anglade PM, Beuken JM, Bottin F, Boulanger P, et al. Abinit: First-principles approach to material and nanosystem properties. *Computer Physics Communications* **180** (2009) 2582–2615.
- [40] Damhus T. Double groups as symmetry groups for spin-orbit coupling hamiltonians. *submitted to Match* (1984).
- [41] Holt DF, Eick B, O’Brien EA. *Handbook of computational group theory* (CRC Press) (2005).
- [42] Flodmark S, Blokker E. A computer program for calculation of irreducible representations of finite groups. *International Journal of Quantum Chemistry* **1** (1967) 703–711.
- [43] van Den Broek P, Cornwell J. Clebsch-gordan coefficients of symmetry groups. *physica status solidi (b)* **90** (1978) 211–224.
- [44] Yu P, Cardona M. *Fundamentals of semiconductors, Physics and Materials Properties* (Springer) (2010).
- [45] Dresselhaus MS, Dresselhaus G, Jorio A. *Group Theory - Application to the Physics of Condensed Matter* (Springer-Verlag) (2008).
- [46] Slater JC, Koster GF. Simplified LCAO Method for the Periodic Potential Problem. *Physical Review* **94** (1954) 1498–1524.
- [47] Egorov RF, Reser BI, Shirokovskii VP. Consistent treatment of symmetry in the tight binding approximation. *physica status solidi (b)* **26** (1968) 391–408.
- [48] Report on notation for the spectra of polyatomic molecules. *The Journal of Chemical Physics* **23** (1955) 1997–2011.
- [49] Mulliken RS. Erratum : Report on notation for the spectra of polyatomic molecules. *The Journal of Chemical Physics* **24** (1956) 1118–1118.
- [50] Cornwell J. *Group Theory in Physics* (Academic Press) (1984).
- [51] Altmann SL. *Rotations, Quaternions and Double Groups* (Mineola, New York: Dover Publications, Inc.) (2005).
- [52] Opechowski W. Sur les groupes cristallographiques doubles. *Physica* **7** (1940) 552 – 562.
- [53] Forstreuter J, Steinbeck L, Richter M, Eschrig H. Density-functional calculations for rare-earth atoms and ions. *Physical Review B* **55** (1997) 9415.
- [54] Abergel D, Apalkov V, Berashevich J, Ziegler K, Chakraborty T. Properties of graphene: a theoretical perspective. *Advances in Physics* **59** (2010) 261–482.
- [55] Novoselov K, Geim AK, Morozov S, Jiang D, Katsnelson M, Grigorieva I, et al. Two-dimensional gas of massless dirac fermions in graphene. *Nature* **438** (2005) 197–200.
- [56] Joannopoulos JD, Villeneuve PR, Fan S. Photonic crystals: putting a new twist on light. *Nature* **386** (1997) 143.

-
- [57] Lu L, Fu L, Joannopoulos JD, Soljačić M. Weyl points and line nodes in gyroid photonic crystals. *Nature photonics* **7** (2013) 294.
- [58] Wu LH, Hu X. Scheme for achieving a topological photonic crystal by using dielectric material. *Physical review letters* **114** (2015) 223901.
- [59] Lu L, Joannopoulos JD, Soljačić M. Topological photonics. *Nature Photonics* **8** (2014) 821.
- [60] Verbin M, Zilberberg O, Kraus YE, Lahini Y, Silberberg Y. Observation of topological phase transitions in photonic quasicrystals. *Physical review letters* **110** (2013) 076403.
- [61] Podolskiy AV, Vogl P. Compact expression for the angular dependence of tight-binding hamiltonian matrix elements. *Physical Review B* **69** (2004) 233101.
- [62] Ryabov I. On the generation of operator equivalents and the calculation of their matrix elements. *Journal of Magnetic Resonance* **140** (1999) 141–145.
- [63] Papaconstantopoulos DA. *Handbook of the band structure of elemental solids* (New York, Heidelberg, Dordrecht, Lonon: Springer) (2015).
- [64] Martin RM. *Electronic structure : basic theory and practical methods* (Cambridge, UK; New York: Cambridge University Press) (2004).