

Modern Approaches to Exact Diagonalization and Selected Configuration Interaction with the Adaptive Sampling CI Method

Norm M. Tubman, C. Daniel Freeman, Daniel S. Levine, Diptarka Hait, Martin Head-Gordon, K. Birgitta Whaley¹

¹*Kenneth S. Pitzer Center for Theoretical Chemistry, Department of Chemistry,
University of California, Berkeley, California 94720, USA and Chemical Sciences Division,
Lawrence Berkeley National Laboratory Berkeley, California 94720, USA*

(Dated: October 15, 2018)

Recent advances in selected CI, including the adaptive sampling configuration interaction (ASCI) algorithm and its heat bath extension, have made the ASCI approach competitive with the most accurate techniques available, and hence an increasingly powerful tool in solving quantum Hamiltonians. In this work, we show that a useful paradigm for generating efficient selected CI/exact diagonalization algorithms is driven by fast sorting algorithms, much in the same way iterative diagonalization is based on the paradigm of matrix vector multiplication. We present several new algorithms for all parts of performing a selected CI, which includes new ASCI search, dynamic bit masking, fast orbital rotations, fast diagonal matrix elements, and residue arrays. The algorithms presented here are fast and scalable, and we find that because they are built on fast sorting algorithms they are more efficient than all other approaches we considered. After introducing these techniques we present ASCI results applied to a large range of systems and basis sets in order to demonstrate the types of simulations that can be practically treated at the full-CI level with modern methods and hardware, presenting double- and triple-zeta benchmark data for the G1 dataset. The largest of these calculations is Si_2H_6 which is a simulation of 34 electrons in 152 orbitals. We also present some preliminary results for fast deterministic perturbation theory simulations that use hash functions to maintain high efficiency for treating large basis sets.

I. INTRODUCTION

Selected configuration interaction techniques (SCI) have seen a recent revival for performing quantum chemistry simulations, especially for treating strongly correlated systems [1–5]. Much of the recent interest in selected CI was sparked by the demonstration that the adaptive sampling CI method (ASCI) can attain an accuracy comparable to the density matrix renormalization group (DMRG) for Cr_2 with relatively little computational cost [1, 2]. Selected CI techniques can be applied to a wide range of atomic, molecular, and solid state chemical systems. As such, they are a fundamentally different from DMRG, which is often the method of choice for low dimensional solid state systems.

Notable selected CI approaches developed in the last few years include ASCI [1] and the similarly titled adaptive CI approach (ACI) [3]. An integral driven search extension to ASCI, known as heat bath CI (HBCI), was also recently developed [2]. Additionally the classic configuration interaction perturbatively selected iteratively (CIPSI) algorithm has also seen recent advances [3, 6–9]. The development of the ASCI method [1] also demonstrated a connection between selected CI and the full configuration interaction quantum Monte Carlo (FCIQMC) technique [10–18]. In contrast to FCIQMC however, the ASCI method utilizes a significantly more computationally efficient deterministic approach for searching Hilbert space, allowing it to produce nearly identical results at significantly reduced cost. Overall, the ASCI method is complementary to and competitive with density matrix renormalization group (DMRG)[1] with regards to accuracy and computational cost. For one-dimensional systems DMRG is the method of choice due to the low entanglement of the wave functions [19–25]. However, DMRG is not an optimal choice

when the entanglement is large, and virtually all chemically relevant systems have large entanglement [22, 26–30]. This makes ASCI superior for many systems which include 2D and 3D systems, as well as for systems with large basis sets and for simulations of excited states [31, 32].

The ASCI algorithm of ref. [1] improves upon the perturbative approach of the CIPSI algorithm [6, 7, 9, 33–37] by introducing approximate search algorithms for finding the important determinants. In the original application of the ASCI algorithm, simulations of up to 48 electrons in 42 orbitals were made [1, 38]. This work describes advances in the methodology that permit simulations with hundreds of orbitals on single workstations. Few other methods are known to provide this level of speed and accuracy. Auxiliary field quantum Monte Carlo (AFQMC) is a competitive method, but it has several limitations that prevent consistent production of chemically accurate numbers [39–41]. However there is always room to improve AFQMC type techniques with better trial wave functions [42].

The algorithms developed in this work are fundamentally driven by sorting based algorithms that are relevant to all current selected CI approaches. Our approach addresses the critical issue that selected CI methods are largely based on manipulation of large amounts of data. As such, selected CI methods need to be designed to efficiently process and move data to and from the CPU. Many of the improvements presented here make use of optimized tools and libraries that have not yet made their way into the selected CI literature. We demonstrate here all these newly designed algorithms as extensions to the ASCI formalism. This includes algorithms that allow for different levels of parallelization and computing architectures, such as GPUs. With these ideas, we are able to optimize the ASCI algorithm beyond what has been done with previous

selected CI approaches.

The different techniques presented in this work are outlined in the sections designated below.

- ▷ Constructing the Hamiltonian and density matrices (Section IV B)
- ▷ Search and pruning based on fast sorting algorithms (Section IV C)
- ▷ Other algorithm improvements (Section IV D)
 - Fast diagonal matrix elements (Section IV D 1)
 - Informed bit string representations (Electron representation and Difference representation) (Section IV D 2)
 - Hashed bit string representations (Section IV D 3)

After we present these techniques, we apply our algorithm to 55 benchmark molecular systems in the G1 set (Section V). Before presenting the details of the new algorithms however, we first present some timings and accuracy results to demonstrate their capabilities.

II. NEW ALGORITHMS AND TIMINGS

Figure 1 presents an overview of the ASCI algorithm. The main components of the algorithm involve building the Hamiltonian, diagonalization, search, and second order perturbation theory (PT2). We break up the wave function construction into a growth and a refinement process. The growth process involves several steps in which the wave function is increased in size and the orbitals are rotated. The refinement process is a set of final steps in which the size of the wave function is kept fixed, but the quality is improved. In the following sections we introduce new algorithms for ASCI, which include approaches for search and Hamiltonian construction. We present several algorithm choices for these components. Our current recommendation is to use the following algorithms for constructing a selected CI: *New ASCI search* (described in this work), *dynamic bit masking* for Hamiltonian construction (described in this work), *fast orbital rotations* (described in this work) and a *deterministic PT2* based on sorting, which will be described in a future work. We also introduce the residue arrays algorithm for Hamiltonian construction, which may be more efficient than dynamic bit masking for certain Hamiltonians. In particular, the size of a residue array is determined by the number of electrons being simulated, thus a residue array is more efficient in the limit in which a system has a small number of electrons. To illustrate the current set of algorithms, and to compare them to previously published work, we present a series of timings in Tables I, II, and III.

In Table I, we present ASCI timing results for C_2 and Cr_2 . These timings represent a careful simulation of the variational wave function that is designed to generate highly accurate results. More aggressive approximations can lead to much faster

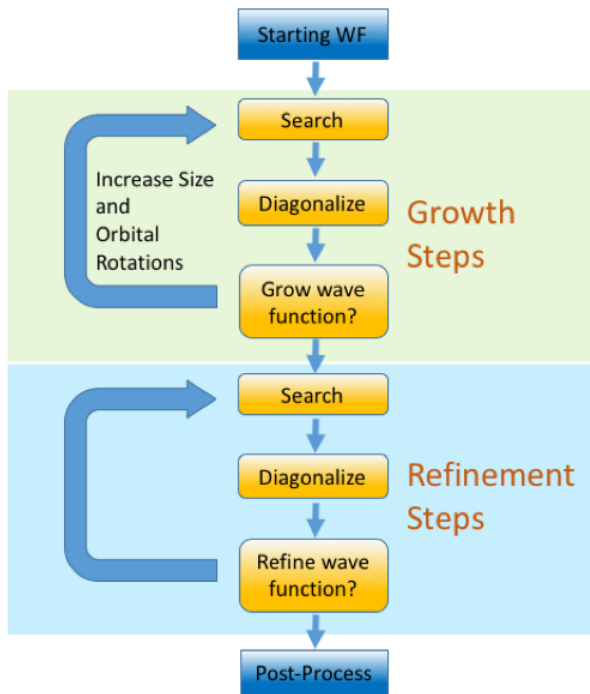


FIG. 1. A flowchart of the ASCI algorithm. The main computational parts are the search, diagonalization, and post processing steps. The growth steps are done in the first set of iterations of ASCI to bring the variational wave function from the Hartree-Fock determinant to a wave function of size N_{tdets} . We grow the wave function, since we find it is slower to perform diagonalizations on a full size but inaccurate wave function. We use the refinement steps when we want to generate a very high accurate variational wave function. During the refinement step we fix the size of the wave function but continue to improve upon it through search/diagonalization iterations.

calculation of the variational wave function. In Table II we demonstrate the timings for such an aggressive approach in order to make a comparison to HBCI. The timings for the PT2 simulations presented here represent the fastest published timings for deterministic algorithms that we are aware of. Indirect comparisons to stochastic PT2 in Table II demonstrate that stochastic algorithms are only competitive if large stochastic errors are acceptable. Recent papers [43] have suggested that stochastic PT2 is the best way to efficiently simulate large system with selected CI. However, our comparisons to the stochastic method, indicate that it is unclear when this would be true and for which ranges of accuracy. In fact, the errors on stochastic methods get even larger when energy differences are taken, which is important for chemically relevant results. The details of the sorting based deterministic perturbation theory algorithms will be published in a future work, and we hope in that work to provide a detailed analysis to compare with stochastic approaches to perturbation theory.

The timings for ASCI in Table I include the initial SCF calculations, orbital rotations, and extra diagonalization steps that are required after performing an orbital rotation. Additionally after the growth of the wave function we perform sev-

System	Dets	Basis	Main ASCI(s)	PT2(s)	Total time	ASCI Energy (Ha)	Ref. Energy (Ha)
C ₂ (12e, 28o)	10 ⁴	cc-pVDZ	7	4	11	-75.731895	-75.731958 [22]
C ₂ (12e, 28o)	10 ⁵	cc-pVDZ	110	44	154	-75.731954	
C ₂ (12e, 28o)	10 ⁶	cc-pVDZ	3740	570	4310	-75.731962	
C ₂ (12e, 60o)	10 ⁴	cc-pVTZ	45	70	115	-75.808698	-75.809285 [22]
C ₂ (12e, 60o)	10 ⁵	cc-pVTZ	360	600	960	-75.809190	
C ₂ (12e, 110o)	10 ⁴	cc-pVQZ	300	401	701	-75.856781	-75.85728 [22]
C ₂ (12e, 110o)	10 ⁵	cc-pVQZ	1020	4290	5310	-75.856822	
Cr ₂ (24e,30o)	10 ⁴	SVP	18	11	29	-2086.417192	-2086.420948 [22]
Cr ₂ (24e,30o)	10 ⁵	SVP	100	112	212	-2086.419546	
Cr ₂ (24e,30o)	10 ⁶	SVP	1250	1111	2361	-2086.420438	
Cr ₂ (24e,30o)	2*10 ⁶	SVP	2680	2215	4895	-2086.420517	

TABLE I. An example demonstration of ASCI calculations performed in this work. All timings are in seconds. The basic ASCI algorithm includes an initial SCF calculation (Hartree-Fock), ASCI Search, diagonalization, orbital rotations. It includes extra diagonalizations that we perform after the orbital rotations, as well as refinement search and diagonalization steps after we finish growing the ASCI wave function. Many of these additional steps are included to make sure that we have a high quality wave function for benchmarking purposes. The orbital rotations and the extra diagonalization steps are not necessary to converge most of the simulations presented in the results section to chemical accuracy. See Table II for direct comparisons to the HBCI algorithm. The calculations presented here were performed on a single core of a Intel Xeon CPU E5-2620 2.1 GHz.

Comparisons	Dets	Basis	Time PT2	E(Variational)	E(HBCI+PT2)	E(Exact PT2)
C ₂ (8e,58o) HBCI [43]	142467	cc-pVTZ	80	-75.7738	-75.7846(3)	
C ₂ (8e,58o) ASCI	50000	cc-pVTZ	60	-75.768939		-75.784113
C ₂ (8e,58o) ASCI	100000	cc-pVTZ	117	-75.773560		-75.784468
C ₂ (8e,58o) ASCI	142467	cc-pVTZ	166	-75.775386		-75.784589
F ₂ (14e,58o) HBCI [43]	395744	cc-pVTZ	120	-199.2782	-199.2984(9)	
F ₂ (14e,58o) ASCI	20000	cc-pVTZ	60	-199.254301		-199.295491
F ₂ (14e,58o) ASCI	100000	cc-pVTZ	300	-199.270670		-199.296289
F ₂ (14e,58o) ASCI	300000	cc-pVTZ	891	-199.278140		-199.296686
F ₂ (14e,58o) ASCI	395744	cc-pVTZ	1163	-199.279209		-199.296767

TABLE II. A comparison of HBCI to ASCI ground state energies. HBCI results are taken from ref. [43]. HBCI uses a stochastic algorithm to perform the PT2 for these system sizes. The results here show that HBCI is inefficient in generating a variational wave function, and does not always give accurate PT2 energies, due to its large error bars. In simulations where ASCI and HBCI use the same variational wave function, the deterministic ASCI results will be always be arbitrarily more accurate due to lack of stochastic error. The HBCI results were performed on nodes with 2 Intel Xeon E5-2680 v2 processors of 2.80 GHz. These processors have 20 computational cores per node. The ASCI simulations were performed on a single core of a Intel Xeon E5-2620 v5 processor of 2.10 GHz. We have calculated the equivalent single core time in order to make a comparison to our calculations and we have scaled the ASCI timings to be representative of a 2.8 GHz core. For the PT2 simulations, we truncate the contributions less than 10⁻⁸, as in Ref. [43]. Orbital rotations and refinement steps were turned off for these ASCI simulations, as these extra steps are not present in HBCI. For a given number of determinants, the ASCI wave functions is better than the HBCI wave functions (as expected), even without the extra steps. An HBCI simulation with stochastic PT2 accurate to 0.1 mHa (with 68% probability) would be 6 and 11 times slower than the ASCI timings presented here for C₂(N_{dets}=100000) and F₂(N_{dets}=300000), respectively. However, stochastic HBCI calculations with 0.1 mHa accuracy (with 95% probability) for calculating energy differences between two calculations (like an atomization energy), would be 48 and 88 times slower than ASCI.

eral refinement iterations, which includes both search and diagonalization steps, to improve the wave function as much as possible before the PT2. The column labeled ‘Main ASCI’ incorporates all of these different steps. When using the new ASCI algorithms for Hamiltonian building, orbital rotations, and search, the Hamiltonian diagonalization is now the dominant bottleneck in the limit of large determinants. Performing an accurate search step can be done quickly with the new ASCI search algorithms, and thus is no longer the bottleneck of a simulation.

In Table III we present a comparison to selected CI calculations from previous published works, as well as CIPSI simulations as implemented in the Quantum Package suite for the Cr₂ dimer [44]. We present a comparison to our original ASCI implementation ‘old ASCI’ (the details of which can be found in Ref. [1]), which uses a memory efficient but com-

putationally slow PT2 correction. The next sets of results are generated with ‘HBCI’ and ‘ASCI (fast)’, which use a less accurate, but faster, search algorithm than ASCI and CIPSI. These results illustrate problems that arise from using an inaccurate search algorithm and generating medium quality variational wave functions. We observe in some situations that low quality wave functions can result in significant non-variational behavior for the perturbation theory correction. Unconverged wave functions can also lead to slow energy convergence from above, as can be seen in comparing HBCI to ASCI results for the C₂ dimer in Table III.

In Table II, we remove the orbital rotations and extra diagonalization steps after the growth algorithm in order to make more direct comparisons (in terms of computational timing) to HBCI. In these comparisons HBCI perturbation theory results are generated using a stochastic algorithm in order to

Comparisons	Dets	Basis	Time(s)	E+PT2(Ha)
old ASCII Cr ₂ (24e,30o) [1]	10 ⁴	SVP	1000	-2086.4177
old ASCII Cr ₂ (24e,30o) [1]	10 ⁶	SVP	133000	-2086.4203
CIPSI Cr ₂ (24e,30o) [44]	4*10 ⁴	SVP	4290	-2086.41818
ASCII Cr ₂ (24e,30o)	4*10 ⁴	SVP	82	-2086.41808
HBCI [2] Cr ₂ (24,30)	4*10 ⁴	SVP	120	-2086.42130
ASCII (fast) Cr ₂ (24e,30o)	4*10 ⁴	SVP	55	-2086.42099
ASCII C ₂ (12e,60o)	4*10 ⁴	cc-pVTZ	280	-75.80898
HBCI [2] C ₂ (12e,60o)	4*10 ⁴	cc-pVTZ	540	-75.80873

TABLE III. A comparison of the current work with the original ASCII results and other selected CI methods. In the original ASCII paper (labeled 'old ASCII'), slow but memory-efficient algorithms were used for the PT2. The Cr₂ comparisons in the middle columns demonstrate the difference between accurate wave functions (CIPSI and ASCII) and wave functions in which a minimal search algorithm is used such as in HBCI, and 'ASCII (fast)'. For 'ASCII (fast)' the search parameters are turned down significantly so as to be similar to HBCI. Although the energies for HBCI and 'ASCII (fast)' are close to the converged DMRG results, this is because, for these inaccurate wave functions, the energy is converging from below. The HBCI energy for Cr₂ will observe significant non-monotonic behavior before converging. The timings for the different algorithms were performed on different computing architectures. The CIPSI simulation was performed on a single core of an Intel Xeon E5-2680v3 processors of 2.5 GHz. The ASCII simulations were performed on a single core of an Intel Xeon E5-2620 v5 processor of 2.10 GHz. The HBCI timings were taken directly from ref. [2]. The timings are meant only to give a semi-quantitative comparison, as the timings for the ASCII includes many extra steps which are not included in the CIPSI and HBCI timings, as discussed in the main text.

treat large basis sets. This is not necessary for ASCII, and all the ASCII simulations presented in this work are completely deterministic. The results presented here show that ASCII generates lower energy variational wave functions than HBCI for the same number of determinants. For example, the C₂ ASCII($N_{dets}=100,000$) and F₂ ASCII($N_{dets}=300,000$) give comparable variational energies to HBCI but with 42,000 and 95,000 fewer determinants, respectively. This means that the HBCI wave function is missing many important determinants, as evidenced by the more compact ASCII wave function.

It needs to be emphasized that the PT2 comparisons have to be done with care, since the stochastic HBCI results have both systematic bias and stochastic bias, whereas the ASCII algorithm presented here has no stochastic errors. For timing comparisons of the PT2 results, we will consider the C₂ ASCII($N_{dets}=100,000$) and F₂ ASCII($N_{dets}=300,000$) simulations because they have nearly the same variational energy as the HBCI results. The error bar for stochastic perturbation theory decreases like $\frac{1}{\sqrt{N_{samp}}}$, where N_{samp} is the number of samples for computing the stochastic average. For an accuracy of 0.1 mHa, the C₂ and F₂ ASCII perturbation theory timings would be 6 times faster and 11 times faster than HBCI, respectively. This is for a 68% likelihood that the result is within 0.1 mHa of the actual answer. A more definitive result with a 95% likelihood would be 24 and 44 times faster with ASCII than HBCI. To calculate energy differences, such as for calculating atomization energies, another factor of

two is needed to make sure the energy difference is 0.1 mHa accurate, for which ASCII would be 48 and 88 times faster than HBCI for these two systems respectively. In these scenarios, the ASCII results would still be more accurate than HBCI, as the ASCII results are calculated without stochastic errors. For an accuracy of 0.01 mHa, the ASCII timings presented are several hundred times faster than the HBCI.

In the case of C₂, the fully converged ASCII simulation, which we perform with orbital rotations, has an energy of 75.78508(Ha). The results in Table III show slow convergence because these results are calculated with Hartree-Fock orbitals. In comparing to ASCII, these results show how both systematic errors and stochastic errors play a role in the HBCI result. The HBCI F₂ results are significantly non-variational, which is likely due to the large stochastic errors, coupled with a variational wave function that is of only medium quality. We also note that for all ASCII simulations in this work, other than those in Table II, orbital rotations are always included and significantly improve the convergence. Orbital rotations allow ASCII to generate a more compact wave function with fewer determinants. The calculation of the 1-RDM used in orbital rotations in ASCII are calculated for almost no cost (described in Section IV D 1).

We also note here that comparable DMRG simulations use a significant amount of CPU time and memory compared to the results presented here. The largest DMRG calculations in ref. [22] (butadiene: 22e,88o) reportedly used 850 GB of memory, 17 TB of disk space, and over a 1000 CPU hours per sweep with a bond dimension of 3000. Although similar sized systems (and even larger) are presented in this work, we note that DMRG is variational whereas ASCII+PT2 is not. Regardless, both methods produce high level results and can be used to provide validation of each other as they use very different approaches to solving quantum Hamiltonians.

III. THEORETICAL BACKGROUND: SELECTED CI ALGORITHMS

The main idea behind the selected CI approach is to perform diagonalization on a determinant space in which one captures as many important degrees of freedom as possible. This is the principle behind all exact diagonalization and CI techniques, although most methods do not allow for explicit searching for important determinants [35, 45–55]. Thus in contrast to more traditional CI techniques, the idea of using a selected CI approach is to generate determinants that account for 90% or more of the top contributions to the full CI wave function.

In the ASCII method, as well as in most selected CI methods, a wave function, ψ_k , is iteratively improved to reach a desired accuracy. Here we use k to index the current iteration of the algorithm. The search part of the algorithm requires two rules: a selection criterion to determine what part of Hilbert space to search from (pruning) and a ranking criterion to determine the best determinants to include in the improved wave

function ψ_{k+1} . For the algorithms considered here the ranking criterion is derived from a consistency relationship among the coefficients of eigenstates of the Schrödinger equation. The consistency equation is given as follows if we consider an expansion of an eigenstate in terms of its coefficients C_i :

$$C_i = \frac{\sum_{j \neq i} H_{ij} C_j}{(E - H_{ii})} \quad (1)$$

where H_{ij} is the Hamiltonian matrix element between the i th and j th determinant, and E is the energy of the eigenstate. If we reinterpret this equation, we can use it to predict a new and better set of determinants for expanding ψ_{k+1} by taking the LHS as an estimate of the magnitude of the expansion coefficients,

$$A_i = \frac{\sum_{j \neq i} H_{ij} C_j^k}{(E_k - H_{ii})}, \quad (2)$$

where C_j^k is the CI expansion coefficient of the j th determinant and E_k is the energy of the wave function in the k th iteration. It is useful to think of C_i^k as the coefficients of an input wave function, and the output coefficients, A_i , as an estimate of coefficients of an improved wave function (close to the ground state). Since the goal of selected CI is to include the most important weight determinants in the expansion, we use this equation to define a ranking, where A_i is the rank value of the i th determinant. These A_i coefficients are related to a first-order perturbation estimate for CI coefficients in many body perturbation theory [6].

In practice this iterative approach generates all the top contributions to the wave function. Having the top contributions is critical to obtain highly accurate energies, as was recently shown with the ASCI method in combination with second order many body perturbation theory [1]. The perturbation theory energy is calculated with Epstein-Nesbet PT2 which is given as,

$$E_{PT2} = \sum_i \frac{|\langle \psi | H | D_i \rangle|^2}{H_{ii} - E}. \quad (3)$$

To facilitate the following discussion, we introduce the following notation: ψ_k is the wave function at the k th iteration of the selected CI algorithm, C_i is the coefficient of the i th determinant in the expansion of ψ_k , D_i is the i th determinant in ψ_k , $\{D\}$ is the set of all determinants in ψ_k , $\{D_i^{sd}\}$ is the set of all determinant which are single or double excitations from determinant i . In general, $i \in \{D\}$, and $\{D^{sd}\}$ is the set of all determinants which are single and double excitations from $\{D\}$ (that is $\{D^{sd}\} = \bigcup_i \{D_i^{sd}\}$). We describe two determinants which differ by a single or double excitation as *connected*. The notation we use here is summarized in Table IV.

Symbol	Explanation
ψ_k	The wave function in the current ASCI step
C_i	The coefficients of the i th determinant D_i of ψ_k
D_i	The i th determinant in ψ_k
$\{C\}$	The set of coefficients in ψ_k
$\{D\}$	The set of determinants in ψ_k
$\{D^{sd}\}$	The set of all single and double excitations that are connected to ψ_k
$\{D_i^{sd}\}$	The set of all single and double excitations that are connected to the determinant D_i
N_{tdets}	Number of determinants in the current wave function.
N_{cdets}	Core space size, used for pruning in ASCI

TABLE IV. A reference to a list of the symbols used in this work.

1. Introduction to the Computational Challenge

The modern implementations to exact diagonalization and selected CI described in this work are in part focused on calculating Eq. 2 and Eq. 3 efficiently. The main issue for using these equations is that they involve all the elements in $\{D^{sd}\}$, which can be extremely large. For general systems of interest a set size of 10^{12} and larger is not uncommon. Furthermore, for each element i in $\{D^{sd}\}$, all ways in which the Hamiltonian connects from $\{D\}$ to i must be found. This can be computationally expensive, especially for wave functions that can have between 10^5 to 10^9 determinants (although recent full CI simulations have recently gone all the way up to 10^{12} elements [46]). The straightforward and slow approach to performing this calculation is as follows: for all i in $\{D\}$ generate the set $\{D_i^{sd}\}$. Then, for each element a in $\{D_i^{sd}\}$, search $\{D\}$ to find all the elements b such that H_{ab} is non-zero (that is b is singly or doubly connected to a). This approach scales as $\mathcal{O}((N_{tdets} * N_{occ} * N_{virt})^2)$, where N_{occ} is the number of occupied orbitals and N_{virt} is the number of virtual orbitals. The asymptotic scaling for N_{tdets} (that is, for a fixed number of orbitals we ignore N_{occ} and N_{virt}) can be seen as follows: the number of terms in $\{D^{sd}\}$ is proportional to N_{tdets} , and, for each term, a search over the N_{tdets} determinants of the wave function is needed to find all connections. Constructing the Hamiltonian also requires a similar algorithm, where connections among the elements of $\{D\}$ need to be found. Improvements to this problem has been studied previously with the introduction of residue trees [56]. For both the search and Hamiltonian construction, we present new algorithms in the modern implementation sections.

2. CIPSI

A straightforward idea for searching for important determinants is to generate all terms in $\{D^{sd}\}$, rank them by Eq. 2, and take the top N_{tdets} of them to form the basis for creating ψ_{k+1} . This is the approach used in CIPSI and is defined by a single parameter N_{tdets} that determines the number of determinants that are retained in a simulation. No effort is made to

Algorithm 1 Generic Search (pruning and ranking)

- 1: Input ψ_k and an initially empty array $\{V\}$ that will hold information in pairs of (determinant bit string, ranking value)
 - 2: Generate D^{sd} from ψ_k .
 - ▷ Iterate through $i \in \{D\}$, and find $\{D_i^{sd}\}$
 - ▷ If CIPSI search, generate all $\{D_i^{sd}\}$
 - ▷ If original ASCI search, prune terms in $\{D_i^{sd}\}$ based on $\{C\}$
 - ▷ If HB search, prune terms in $\{D_i^{sd}\}$ based on $\{C\}$ and H_{ij}
 - 3: Calculate a ranking either approximately or exactly from Eq. 2.
 - 4: Gather all the top contributing determinants to determine ψ_{k+1} for use in the next iteration
-

prune the search space in such an approach. As demonstrated explicitly in the ASCI approach, this pruning is important for computational efficiency and results in no significant loss in accuracy. For most CIPSI applications the generation of the search space is the most costly step of the calculation. Pruning the search space and approximating the ranking algorithm become critical for going to larger system sizes.

3. ASCI

The ASCI algorithm, introduced in ref. [1], allows selected CI approaches to be more computationally efficient in the search algorithm. In ASCI, only a subset of $\{D^{sd}\}$ are considered for ranking, resulting in a significant increase in efficiency. This is made possible by having a good criterion (using the structure of the wave function) for quickly determining which sets $\{D_i^{sd}\}$ are likely to have highly ranked connections, allowing one to avoid searching unimportant parts of Hilbert space.

The ASCI pruning algorithm uses the magnitude of the $\{C\}$. Only connections from the top N_{cdets} determinants in ψ_k (where these are ranked by C_i value) are considered. Each ASCI algorithm iteration is parametrized by two determinant subspaces: a *core space* of size N_{cdets} and a *target space* of size N_{tdets} . This leads to an iterative algorithm with significantly more efficient performance than CIPSI methodologies.

4. Integral driven search extension of ASCI (Heat Bath)

The speed of the search component of ASCI may be accelerated by sacrificing some accuracy. In the HBCI approach, a new pruning criterion was introduced, using a combination of the wave function coefficients and the Hamiltonian matrix elements. This can be understood as an integral driven search approach in the ASCI formalism. The vast majority of connections in the search step are due to double excitations, whose matrix elements are just the antisymmetrized two-electron integrals, which can be sorted once at the beginning of the al-

gorithm run. The HBCI pruning criterion is as follows: all single excitation and only those double excitations such that $c_i H_{ij} > \epsilon$ are selected for ranking, where ϵ is a parameter that replaces N_{cdets} to define the integral driven search algorithm.

In the original heat bath approach [2], the ranking criterion was replaced by $A_j = \max_j(H_{ij}C_i)$ for the doubles contributions, which essentially allows for the pruning and ranking to occur simultaneously. With this modified ranking criterion, both the denominator and the phase information are ignored. This approximation is less justifiable for more difficult quantum chemistry problems. As shown in Table III, this reduces HBCI's ability to generate a compact wave function for C_2 and Cr_2 . Additionally, as the basis set size is increased, the energy denominator can become large and many determinants can become unimportant due to the involvement of high energy orbitals. Thus, the denominator in Eq. 2 can become increasingly important for pruning Hilbert space. For ASCI, we find that the new search algorithms are sufficiently fast that we do not need to use the approximations in the HBCI formalism. Nevertheless, integral driven search algorithms are compatible with the sorting algorithms presented in this work.

IV. MODERN IMPLEMENTATION

In this section, we present the newest algorithms for ASCI. The selected CI algorithms presented here are extremely efficient on modern computing architectures, with added functionality that allows for scaling to large numbers of electrons and basis sets. This section is organized by first presenting several different algorithms for the critical ASCI functions of determinant search and Hamiltonian build, and then describing how the best of these algorithms can be efficiently implemented. The main parts of the algorithm that we describe here are the *Hamiltonian construction step*, presented in Section IV B, and the *search algorithm*, presented in Section IV C. We also briefly discuss the *perturbation theory step*, but the optimal algorithmic implementations of this will be presented in a future work.

A. Sorting as a paradigm for selected CI

In this section we present evidence for the efficiency of using sorting based algorithms in selected CI on modern computers. We start by first considering both a generic 'search algorithm' and the 'Epstein-Nesbet perturbation theory' algorithm in the limit of unlimited memory. The following results were developed through extensive testing of various libraries such as the standard template library (STL) [57] and Boost [58]. We specifically considered different solutions that can be developed through sorting, hash tables, and search trees.

The idealized unlimited memory algorithm is as follows: Generate $\{D^{sd}\}$ by going through each i in $\{D\}$ and retain both i and the connected bit string $j \in \{D^{sd}\}$ in an array. Sort

the array based on j and now the elements will be grouped together such that that calculation of Eq. 2 or Eq. 3 can be done with a single pass over the sorted list. We hypothesize that there is no faster way to perform this process than by using a sorting algorithm on modern computing architectures. However, very recent advances with hash tables suggest that such structures might eventually also become competitive, particularly for large basis sets [59]. For realistic algorithms with limited memory, the sorting algorithm can be modified in different ways. We present the most efficient new ASCI search algorithm using this approach in section IV C.

1. The world of sorting

The dominant bottleneck in many selected CI algorithms is cache inefficiency, that is, an inability to get all of the necessary data to the CPU in a way that computation can occur in an efficient manner. Practical sorting algorithms are developed to be as cache efficient as possible and are thus a natural choice for ASCI. Research on sorting algorithms is an active field with new algorithms being developed to work with modern computing architectures [60–65]. There have been many significant innovations even within the last few years [66, 67]. Additionally, parallelization of sorting algorithms is quite different on GPUs versus CPUs, and efficient parallelization approaches are only starting to be developed [68, 69].

Since the selected CI algorithms presented in this work are based on sorting; any developments made in improving sorting algorithms also improves these algorithms. We emphasize that sorting based algorithms allow for easy access to parallelization which include GPU implementations. To demonstrate the efficiency of different sorting algorithms, we present a comparison of different methods in Table V. The STL implementation is a quicksort and PDQ is a pattern defeating quicksort. The Boost sorting algorithm is spreadsort. Spreadsor is a hybrid algorithm that uses a radix sort in most situations. The IPS⁴O algorithm is a sorting algorithm designed to be run in parallel. For our small tests, we found the algorithm to be nearly linear scaling up to 8 cores. Our GPU tests were performed with the Thrust library [70] and the timing results include the time it takes to move the data on and off the GPU.

B. Hamiltonian construction

Constructing the Hamiltonian requires some considerations beyond those required for traditional CI algorithms. At any given step of an iterative selected CI calculation, one has to determine which Hamiltonian matrix elements are non-zero [47]. In a typical active space calculation, all determinants within the active space are present and it is trivial to find the non-zero matrix elements. For a selected CI simulation this is not the case. The tests we present in this section take a list of determinants as input, and output a unique set of matrix coordinates that are the non-zero matrix elements. These

Algorithm	Timing(s)
(STL) Quick Sort [57]	30
PDQ Sort [61]	29
(Boost) Spreadsor [58]	31
IPS ⁴ O 1-core [68]	37
IPS ⁴ O 4-cores [68]	9
IPS ⁴ O 8-cores [68]	5
(Thrust) GPU sort [70]	2.3

TABLE V. Comparison of different sorting techniques over 128 bit determinants from a Cr₂ SVP ASCI simulation. The test is for sorting 300 million integers. Most of the sorting algorithms presented here have similar performance. STL, Boost, and Thrust are popular libraries that include many application tools. The PDQ is a pattern defeating quick sort. The IPS4O and GPU results show that the sorting parts of the ASCI algorithm can be either parallelized or off-loaded to a GPU for enhanced performance. The CPU simulations were performed on an Intel Xeon E5-2620 v5 processor of 2.10 GHz. The GPU calculation was performed on a NVIDIA Kepler K80.

Algorithm 2 Hamiltonian Construction: Double Loop

- 1: Generate all determinant pairs in ψ_k
 - 2: Determine if they are singly or double connected
 - 3: If yes, calculate the matrix element
-

matrix elements must be ordered by row to be used in a sparse matrix diagonalization routine.

There are two straightforward approaches typically used in Hamiltonian construction that are however computationally inefficient in the limit of large numbers of determinants. These algorithms are presented for completeness in algorithms 2 and 3. The ‘double loop’ algorithm is fast for wave functions in which few determinants are being considered, since the number of operations scales as $O(N_{tdets}^2)$. The ‘singles/doubles’ algorithm can be efficient when there are not many orbitals or electrons but a lot of determinants retained. In the limit of a large number of either determinants, electrons, or orbitals, these methods can become inefficient.

1. Hamiltonian Construction: Residue Arrays

An alternative approach to constructing the Hamiltonian uses a data structure called a residue tree. Residue trees are one of the fastest techniques currently in the literature for constructing Hamiltonians [56]. The residue tree is a simple data structure that makes it straightforward to find connections be-

Algorithm 3 Hamiltonian Construction: Singles and Doubles

- 1: Generate D_i^{sd} , all singles and doubles from a determinant D_i in current wave function ψ_k
 - 2: For every determinant $j \in D_i^{sd}$, check if $j \in \{D\}$
 - 3: For each match, calculate the matrix element
-

Algorithm 4 Hamiltonian Construction: Residue Trees

- 1: For each determinant in ψ_k , create all bit strings/determinants in which two electrons are removed. Each one of these bit strings is called a residue.
- 2: Store the following two things together: (residue, list of all determinants that generate the residue) in a tree object $\{V\}$. Each time a new residue is found, query the tree for its existence. If it is new, add it to the tree. If the residue is already there, add the generating determinant to the residue's list.
- 3: Once the tree is finished, go through every residue. All pairs of determinants in a residue list are doubly connected, and have a non-zero Hamiltonian matrix element.
- 4: Go through the list of Hamiltonian matrix elements and remove any duplicates (Determinant pairs that are singly connected will appear in multiple residues with each other).

tween determinants. The *residues* that can be generated from a reference determinant is a set of determinants that is generated by removing two electrons in all possible ways from the reference determinant. Each node of a residue tree contains a residue and a list of all the determinants in $\{D\}$ that can generate the residue. The full residue tree consists of all the distinct residues that can be generated from $\{D\}$. The residue tree is created as a tree so that any node in it can be queried and found in $\mathcal{O}(\log(N))$ time (where N is the number of nodes in the tree).

The number of possible residues is approximately $N_{tdets} \binom{N_{elec}}{2}$, where N_{elec} is the number of electrons in the system. In the case of Cr_2 with 48 electrons and $N_{tdets}=300,000$, the number of residues is on the order of 200 million. For our testing, the residue trees are implemented as red-black trees and related search trees through STL and Boost libraries. After experimenting with residue arrays we realized that the idea of a residue can be made even more efficient with a sorting-based algorithm on such arrays rather than a tree based algorithm.

Residue arrays are very similar to residue trees, but the tree structure is completely removed. Instead, each residue, together with the determinant that generated it, is stored in an unsorted array. After all residues have been generated, the array is sorted by residue. It is then in a form in which all non-zero matrix elements of the Hamiltonian can be generated, exactly as in the case of residue trees. Figure 2 and Table VI provide comparisons of residue arrays to other techniques for finding the non-zero Hamiltonian matrix elements. Figure 2 shows that in our Cr_2 ASCI test, residue arrays are second only to dynamic bit masking (discussed in Section IV B 2).

2. Hamiltonian Construction: Dynamic Bit Masking

The dynamic bit masking algorithm is based on the property that any two bit strings that are at most doubly connected, differ by at most four orbitals. For a pair of bit strings that are

Algorithm 5 Hamiltonian Construction: Residue Arrays

- 1: For each determinant in ψ_k , create all bit strings/determinants in which two electrons are removed. Each one of these bit strings is called a residue.
- 2: Store the following two things together: (residue, determinant that generated residue) in an array $\{V\}$.
- 3: Once all the residues have been generated, sort the array by residues. All residues that are equal will now be adjacent in the array. Pairs of determinants that generate a residue are doubly connected, and have a non-zero Hamiltonian matrix element.
- 4: Store all connections and then remove any duplicates (Determinant pairs that are singly connected will appear in multiple residues with each other).

Algorithm 6 Hamiltonian Construction: Dynamic Bit Masking

- 1: Determine the number n of bit masks to use, and set the bit masks. This is done by looking at the occupation of the orbitals given by ψ_k . The more orbitals that are close to being 50/50 occupied, the more efficient the dynamic bit masking becomes on increasing n .
- 2: Apply each bit mask to each determinant in ψ_k , and save the masked value $\text{mask}(j) \& \text{detstring}(i) = \text{mv}(i,j)$: i.e., determinant i with mask j applied to it.
- 3: Pick (n-4) of the bit masks and using the related $\text{mv}(i,j)$, create a composite number out of them for each i .
- 4: Find all pairs of determinants with the same composite number. These are non-zero matrix elements of the Hamiltonian (check for false positives). Repeat the last two steps for all $\binom{n}{n-4}$ possible ways of picking (n-4) bit masks.
- 5: Go through the list of Hamiltonian matrix elements and remove duplicates.

doubly connected, there exists a set of four orbitals such that we can delete those orbitals and the two quadruply-deleted bit strings will become equivalent. Consider the example strings "111000011" and "111001100". By removing the first four orbitals (right to left ordering), both strings become "11100". Another way of doing this is simply to mask the bits (to zero), instead of deleting them. Either way, we will call the resulting bit string a 'reduced' bit string. Thus by checking all possible ways of removing four orbitals, we can determine if two bit strings are singly or doubly connected. To create an algorithm that is efficient and works for large number of bit strings, we have to expand this example in two essential ways. To compare a large list of reduced bit strings, after deleting the four orbitals in all bit strings, the reduced strings are sorted (which requires $\mathcal{O}(n \log(n))$ time), and then a final pass on the reduced strings is performed to look for blocks of adjacent reduced strings that are equal. The final pass can be $\mathcal{O}(n^2)$ in the limit of dense matrices. For sparse Hamiltonians simulated in this work, this step is essentially linear in the number of determinants.

# dets	10000					100000					270000				
	NNZ	DL	RT	RA	DB	NNZ	DL	RT	RA	DB	NNZ	DL	RT	RA	DB
Cr ₂ ASCI	412336	0.1	4.6	1.7	0.3	7238098	10	59	19	4.2	24095545	75	196	55	14.5
Cr ₂ CISD	5440608	0.1	5.5	3.1	1.4	105791967	10	84	43	29	469933565	75	261	144	147

TABLE VI. Timing (in seconds) to construct the Hamiltonian with algorithms 2, 4, 5, 6, described in the text on two test cases: i) ASCI determinants for the Cr₂ SVP basis, and ii) a set of determinants that are generated from all singles and doubles of the Hartree-Fock reference for Cr₂ SVP. The ASCI test is also plotted in figure 2. The abbreviations are as follows: DL (Double Loop, algorithm 2), RT (Residue Tree, algorithm 4), RA (Residue Array, algorithm 5), and DB (Dynamic Bit Masking, algorithm 6). NNZ stands for number of non-zero elements, and indicates the sparsity of the Hamiltonian. The number above each group of algorithms indicates the number of determinants used in the test. While still sparse, the singles and doubles test represents a much denser Hamiltonian than typically encountered in an ASCI simulation and it a worse case scenario for dynamic bit masking which takes advantage of Hamiltonian sparsity. Timings for a full Hamiltonian build, which includes the calculation of matrix elements, is presented in Table VII.

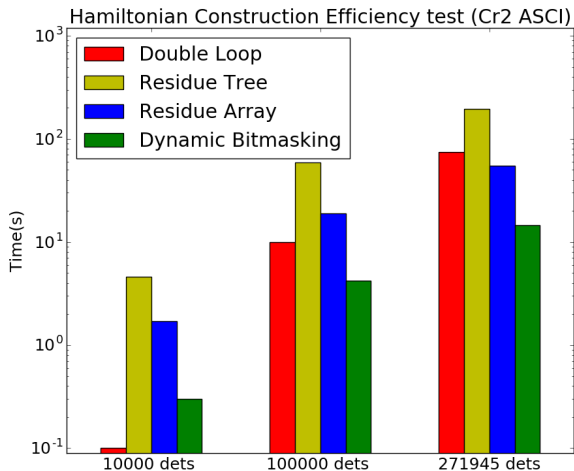


FIG. 2. A comparison of different techniques to determine the non-zero matrix elements given a set of determinants from a Cr₂ ASCI simulation (smaller timings are better). The data is compared in detail in Table VI. Both dynamic bit masking (Algorithm 6) and residue arrays (Algorithm 5) are new algorithms presented in this work and are based on sorting. The double loop algorithm is plotted as a baseline comparison, and is not competitive for large number of determinants.

The second key step is to reduce the number of quadruplets of orbitals to remove. In this current example, we search over all ways to remove four orbitals, of which there are $\binom{N_{orbs}}{4}$. Since this number can be quite large this approach would normally be a very slow way of constructing the Hamiltonian. To reduce the number of combinations of orbital removals, we use a coarse graining of the bit string by considering the bit string as non-overlapping substrings. If we break a pair of bit strings into some number m of non-overlapping substrings (regardless of how this is done), at most four substrings can be different if the bit strings are singly or doubly connected. Hence all pairs of determinants, where the remaining $m - 4$ substrings match, are candidates to have a non-zero matrix element between them. The trade off to this coarse graining is that there will be some false positives, which need to be checked for and removed.

The way in which the bit strings are subdivided can be re-

Bit-masking	$det_1: 0011 $	$det_2: 0110 $	$det_3: 1100 $
$mask_1: 1100 $	$ 0000 = 0$	$ 0100 = 4$	$ 1100 = 12$
$mask_2: 0110 $	$ 0010 = 2$	$ 0110 = 6$	$ 0100 = 4$
$mask_3: 0011 $	$ 0011 = 3$	$ 0010 = 2$	$ 0000 = 0$
$mask_4: 1010 $	$ 0010 = 2$	$ 0010 = 2$	$ 1000 = 8$
$mask_5: 0101 $	$ 0001 = 1$	$ 0100 = 4$	$ 0100 = 4$
$mask_6: 1001 $	$ 0001 = 1$	$ 0000 = 0$	$ 1000 = 8$

FIG. 3. This table provides an example calculation for the logical AND of the $\binom{4}{2}$ bit masks that allow one to detect up to two differences between determinants. All bit masks are calculated for three sample determinants. Common entries along a row indicate that those determinants differ in no more than two places. These common entries are shaded in yellow and green to aid the eye.

presented with bit masks. A simple but inefficient approach, as mentioned at the beginning of this section, is to have a bit mask for each orbital. However, it is easy to understand the approach in this limit. We provide a simple example for how bit masking can allow one to efficiently identify determinants that differ by up to two occupancies in figure 3.

Coarse-graining is most effective when the the orbitals that are closest to being occupied 50% of the time are put on different masks. Thus, one can pre-calculate orbital occupation over all the determinants in ψ_k . The "dynamic" part of this bit masking approach is named for this step where we use the wave function information to generate the bit masks. Once the bit masks have been selected, the algorithm proceeds as follows. For all determinants in the determinant list, compute the bitwise AND of the bit string representations of the determinants with the m bit masks. Then, for all possible ways of selecting $m - 4$ bit masks, create a unique value that is generated by the $m - 4$ masked values. This can be done in any number of ways. A simple way is to create a combined integer by using shifting and adding operations to move all the masked values into the memory of a large integer. Sort this list of N_{dets} combined integers to find repeated numbers, which correspond to non-zero elements of the Hamiltonian (checking for any false positives). For the tests we used in this work, we generally used 10 bit masks, which correspond to $\binom{10}{6} = 210$ different bit mask subsets. This corresponds to the number of sorting steps needed in the algorithm, which

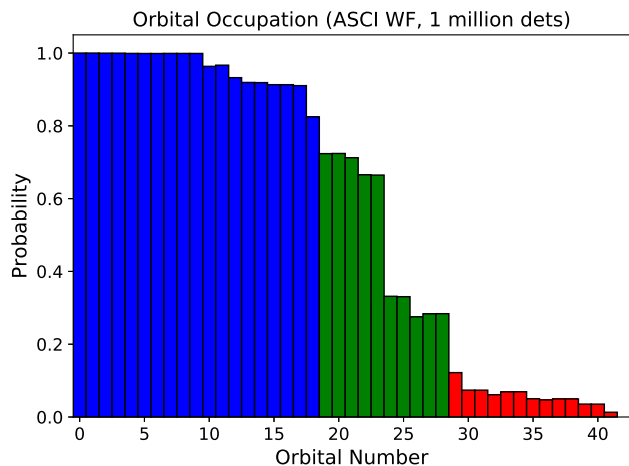


FIG. 4. Spin averaged orbital occupation plot (not weighted by determinant coefficient) for Cr_2 in the SVP basis. There are 10 critical spatial orbitals (20 spin orbitals) that are near 50% occupied, and are colored in green. The rest are mostly occupied (blue) or mostly empty (red). For our general Hamiltonian construction algorithms we fixed our calculations to 10 bit masks. Thus, for the Cr_2 SVP test, 2 critical orbitals are assigned to each bit mask. Conversely, none of the orbitals in the CISD wave function are near 50% occupation, and therefore the orbitals can be assigned without much concern to the different bit masks.

is one of the main costs. The more bit masks used, the fewer false positives. Timings for a full Hamiltonian build, which includes the calculation of matrix elements, are presented in section IV C.

3. Hamiltonian Construction: Algorithm comparisons

We summarize our main algorithmic results for the new diagonalization algorithms in figure 2. For these tests, we considered Hamiltonian construction for an all-electron Cr_2 SVP simulation as described in previous work [1]. As noted above, residue arrays and dynamical bit masking are both based on sorting algorithms. We have also tested many other approaches that do not use sorting algorithms, such as the residue tree algorithm [56]. Search trees and hash tables, which are used in every current published implementation of selected CI that we are aware of, were found for the most part to be not competitive in any of our tests. However, recent advances with hash tables and their related benchmarks need to be investigated further [59].

4. Orbital rotations and calculating the 2RDM

The dynamical bit masking technique is useful not only for calculating the Hamiltonian, but also for generating the 1-RDM and 2-RDM. In the case of a traditional full CI calculation, the single particle orbitals do not affect the final result. In a SCI simulation, which includes ASCI and HBCI,

the single particle orbitals can influence the convergence of a simulation with regards to N_{tdets} . This suggests that single particle orbitals can be optimized and used to improve the energy convergence. In our initial ASCI implementation, we ran an iterative loop around our ASCI simulations, in which we performed orbital rotations using the 1-RDM at each step. At the end of a given ASCI run, the 1-RDM from the final wave function would be used to rotate to the natural orbital basis and the integrals would be recalculated. We would then use the new integrals as input for the next ASCI simulation. For C_2 and Cr_2 , we found this procedure converged quite rapidly and needed fewer than four iterations of this in all the simulations presented here.

In our current implementation we perform orbital rotations after each iteration during the wave function growth phase (see figure 1). After each diagonalization step in the growth phase, we rotate to the natural orbitals of the current wave function. We then immediately rediagonalize the Hamiltonian. This extra diagonalization step is important, since the expansion coefficients of the wave function are affected by the orbital rotation. After we finish the growth process, we fix the orbitals during the refinement steps.

C. Search Algorithm

1. Search: new ASCI search

The new ASCI search combines the pruning and ranking steps together such that the information generated in the pruning step is used to accelerate the ranking step. The new algorithm works as follows: generate all possible contributions of interest and store them in an array along with the generating determinant i . For an integral driven search, generate only those $\{D^{sd}\}$ such that $H_{ij} > \epsilon$. For a coefficient driven search, generate all $\{D^{sd}\}$ from the top N_{cdets} determinants in $\{D\}$. Either way, once the pruning is done, sort the array. With the sorted array, it is possible to calculate an approximate ranking of Eq. 2,

$$A_i = \frac{\sum'_{j \neq i} H_{ij} C_j^k}{(H_{ii} - E_k)}. \quad (4)$$

The prime on the sum indicates we are only including connections that fit our pruning criteria. For practical cases in which memory is limited, one can sort a partial array (after the maximum number of elements allowed in memory is reached), combine elements with the same bit string representation (that is, carry out a partial sum of Eq. 4), and retain some percentage of the largest terms before continuing with the search.

The ranking approximation developed for the HBCI were used in Ref. [2] to reduce the cost of the search in the original ASCI algorithm. With the improved algorithms described here, this approximation is unnecessary (see Tables II and III). The accuracy of this new ASCI search is close to that of the original ASCI search algorithm. In the HBCI ranking

System	Basis	Time (secs)			NNZ(millions)
		H(Build)	H(Diag)	Search	
OH (9e,44o)	cc-pVTZ	16	11	3	47
CH (7e,44o)	cc-pVTZ	20	17	3	63
Li ₂ (6e,60o)	cc-pVTZ	19	18	1	65
Li ₂ (6e,110o)	cc-pVQZ	40	34	4	92
F ₂ (18e,28o)	cc-pVDZ	6	2	1	14
F ₂ (18e,60o)	cc-pVTZ	12	7	12	47
N ₂ (14e,28o)	cc-pVDZ	10	10	1	25
N ₂ (18e,60o)	cc-pVTZ	19	14	8	60
C ₂ (12e,28o)	cc-pVDZ	8	6	1	21
C ₂ (12e,60o)	cc-pVTZ	12	24	7	50
C ₂ (12e,110o)	cc-pVQZ	26	32	48	68

TABLE VII. Timing of ASCI steps for various molecules. Timings presented for last step of growth algorithm in which 100,000 determinants are used. All timings are in seconds. NNZ is the number of non-zero matrix elements in the Hamiltonian. The column H(Build) is the timing for finding and calculating all non-zero matrix elements with dynamic bit masking. The column H(Diag) is the timing for matrix diagonalization with the Spectra package [71, 72]. The search column is the timing for the ASCI search algorithm. These search timings do not represent the fastest set of parameters that make the search accurate and the timings would change slightly between a coefficient driven search versus an integral driven search. However it is evident that the timing for ASCI search is of the same order of magnitude as the other steps in ASCI and is not the bottleneck of the simulation. There is no reason to avoid using an accurate search algorithm such as the ASCI search.

approximation, Eq. 2 was replaced with $\max(|C_i H_{ij}|)$, which is too approximate and yields less accurate results.

To further improve the computational efficiency of the new ASCI search approach, we speed up the calculation of the diagonal matrix elements, which are generally expensive to calculate and slow down the algorithm significantly (see Section IV D 1). The diagonal matrix elements are required for the denominator of Eq. 2. The algorithm for calculating fast diagonal matrix elements is described in algorithm 8. The new ASCI search algorithm (summarized in algorithm 7), is recommended for all compatible selected CI algorithms. In Table II and III, we present a small number of comparisons of ASCI search to previously published HBCI and CIPSI results. In Table VII, we demonstrate that the new search algorithm is not a bottleneck in terms of computational time and can generally be performed instead of less accurate searches. See also Table V for generic timings of sorting integers.

D. Other algorithmic improvements

In this work thus far, we have presented new algorithms that are efficient for performing the search and Hamiltonian construction. Most implementations of selected CI suffer significant performance penalties as a result of the growth of the data structures involved. In particular, the algorithms described in this work generally require the movement and manipulation of bit strings, which grow in size as more orbitals are included in a simulation. By studying and developing the sorting ap-

Algorithm 7 ASCI Search

- 1: Input ψ_k and an array $\{V\}$ that will hold information in pairs of (determinant bit string, ranking value (RV)))
 - 2: Order the determinants of ψ_k by coefficient magnitude
 - 3: Generate a set D^{sd} from ψ_k as follows:
 - ▷ Generate all single excitations j in $\{D^{sd}\}$ and calculate $C_i H_{ij}$
 - ▷ Generate double connections j from $\{D^{sd}\}$ with either a determinant driven or coefficient driven approach and calculate $C_i H_{ij}$
 - ▷ Add j to an array $\{V\}$ together with $RV = C_i H_{ij}$
 - ▷ Sort the array $\{V\}$ by bit string. For all repeated elements j , sum up RV to calculate the numerator of Eq. 2
 - ▷ In a situation when memory is limited, perform a partial sort (by RV) and retain the top elements in array $\{V\}$, erase the rest of the array elements and continue with the search
 - 4: Finish calculating Eq. 2 and gather all the top contributors for use in the next iteration
-

proaches contained in this work, we have been able to understand how most selected CI methods can benefit from cache efficient techniques. Additionally there are many helper algorithms that can be used in combination with the sorting algorithms described above to improve the over all efficiency.

1. Fast Diagonal Matrix Elements

During the calculation of the denominator of Eq. 2, the diagonal matrix element of the connection being considered (H_{ii}) is required. Calculating the diagonal matrix elements is a relatively expensive step because these involve sums over the numbers of both electrons and pairs of electrons. However, because the determinant whose diagonal matrix element is being sought (H_{ii}) is always a single/double excitation away from a reference determinant, H_{ref} , for which the diagonal element is already known, the new matrix element H_{ii} can be calculated quickly. This is to say that $H_{ref} - H_{ii}$ only involves a small subset of terms, and can be calculated much faster than H_{ii} from scratch. Algorithm 8 describes this protocol. Calculating the array of partial contributions described in algorithm 8 only has to be done once per reference determinant. This overhead turns out to be negligible, as in either the PT2 or search algorithms, many connections from a reference determinant are considered all at once. Thus the initial overhead is small compared to the number of diagonal matrix elements that need to be calculated for a given reference determinant.

Algorithm 8 Fast Diagonal Matrix elements

- 1: (Precalculation step) Input Determinant D_i , the diagonal matrix element H_{ii} , and the one-electron integrals h_{ii}
 - 2: (Precalculation step) Calculate the partial contribution: $p(i) = \sum_j^{occ} \langle ij || ij \rangle$
 - 3: Input D_k (connected to D_i) with set of orbitals excited into (A) and the set of orbitals excited out of (R)
 - 4: $E_{rem} = \sum_{i \in R} h_{ii} + p(i)$, $E_{add} = \sum_{i \in A} h_{ii} + p(i)$
 - 5: $H_{kk} = H_{ii} - E_{rem} + E_{add} - \sum_{i \in R, j \in A} \langle ii || jj \rangle$
 - 6: **if** A, R have two elements from the same spin space **then** $H_{kk} = H_{kk} + \langle R_1 R_1 || R_2 R_2 \rangle - \langle A_1 A_1 || A_2 A_2 \rangle - \langle R_1 R_1 || A_2 A_2 \rangle - \langle R_2 R_2 || A_1 A_1 \rangle$
 - 7: **else if** A, R have two elements from different spin spaces **then** $H_{kk} = H_{kk} + \langle R_\alpha R_\alpha | R_\beta R_\beta \rangle + \langle A_\alpha A_\alpha | A_\beta A_\beta \rangle - \langle A_\alpha A_\alpha | R_\beta R_\beta \rangle - \langle R_\alpha R_\alpha | A_\beta A_\beta \rangle$
 - 8: **end if**
-

2. Bit string representation

Larger basis sets become more costly for ASCI for several reasons. One of the biggest costs comes from the cost associated with manipulating the larger bit strings associated with the larger basis set. Some of this cost can be mitigated by using more compact bit string representations. We first review the standard bit string representation before introducing selected CI adapted representations.

Standard bit string representations use one bit for each spin orbital. Often these bits will be divided into a spin up string α and a spin down string β . When orbital i is occupied by an α or β electron, its bit will be set to 1 in either the alpha or beta string, respectively. For simplicity and alignment purposes within modern computing architectures, the number of bits is rounded up to the nearest power of 2. As an example the Cr₂ SVP basis set has 42 orbitals [73]. Thus a 64-bit integer would be used for the alpha and beta bit strings, combining to form a 128-bit string to represent the determinant.

Comparisons and manipulations of larger integers take more time because larger blocks of memory must be compared and copied. Relatedly, parallel algorithms in which communication is the bottleneck also benefit from using smaller datatypes. Moreover, because large integers take up more space, fewer of them may be stored in the small cache available on the CPU. Additionally, most modern CPUs only implement 64-bit integer operations in hardware, so there is additional overhead required to perform bit manipulations in the multi-precision libraries that are implemented for handling integer types with greater than 64 bits. While the effect of the size of the representation of bit strings has not been explored in detail previously in the selected CI literature, this issue will occur in other selected CI approaches.

In this work, we consider several different representations as well as an approach using hash functions. The length of these alternative representations (see Table VIII) can be much shorter than the standard representation. In the standard rep-

Representation	Size	Description
Standard	$2(N_{orbs})$	Regular
Electron	$N_{elec} * \log(N_{orbs})$	Electron occs
Difference	$N_{diff} (\log(N_{occ}) + \log(N_{virt}))$	HF diff
Hash	64 (32 or 128 possible)	Use a 64 bit hash

TABLE VIII. A list of different bit string representations we considered in this work. See text for details.

resentation, $2*(N_{orbs})$ bits are used to represent all possible bit strings with N_{orbs} spatial orbitals, regardless of how many quantum particles there are in the simulation.

In the *electron representation*, rather than specifying whether orbitals are occupied or not, the occupied orbital indices are listed. That is, if orbitals 1, 2, and 10 are occupied, this determinant may be represented by concatenating 1, 2, and 10 in binary. The amount of space required for this is $N_{elec} \log N_{orb}$ because the space required to store the maximum orbital index in binary is $\log N_{orb}$ and this is required for each electron. We use the convention that α electrons are concatenated before β electrons, and, moreover, that for each spin the electrons are labeled in order from smallest to largest. This thus provides a unique bit string for a given determinant. The number of α and β electrons does not have to be specified in each bit string since this is fixed for a given problem. This representation is best for systems with a small number of electrons but a large number of orbitals.

Another alternative is the *difference representation*. In this representation, the determinant is specified by a list of the orbitals excited from the Hartree-Fock determinant and the orbitals into which they are excited. That is, if the electrons in orbitals 1 and 3 have been excited to 8 and 9, then the excited determinant is stored by concatenating 1, 3, 8, 9, and 2 in binary, with the final 2 added to specify that the particular determinant has two excitations. This representation is most useful when a large majority of the determinants are only a few excitations away from the Hartree-Fock determinant. Since the space required to store the maximum orbital excited out of and in to are $\log N_{elec}$ and $\log N_{virt}$, respectively, the memory requirements for this representation is $N_{diff} (\log(N_{occ}) + \log(N_{virt}))$. The number of bits needed can be reduced by only working with groups of bit strings that have fixed excitation number at one time. In such a situation, no bits are needed to represent the number of beta excitations, since this would be set by the number of alpha excitations and the total excitation number.

3. Generalized compression with hash functions

The alternate bit string representations described above will not always reduce to the size of the standard bit string representation. A more generic approach can be considered through hash functions. Hash functions are a 'many to one' map that reduces large data sets into fixed length integers and are widely known for their use in cryptography. However hash functions also have wide usage for non-cryptographic

purposes [74, 75]. The compression aspect of a hash function as well as the general property that hash functions are fast to calculate, are what we aim to exploit for enhancing the efficiency of our sorting algorithms. To understand this, it is important to note that for large basis set calculations, we will often make use of bit strings larger than 64 bits in order to represent a determinant. For example there are over 10^{36} unique numbers that can be represented with a 128 bit integer. Yet we will only ever consider a very sparse number of determinants in this space. Based on the timings in this paper, we might expect to simulate systems on the order of 10^{13} determinants for a large scale PT2 calculation. Thus for purposes for sorting, the question arises whether it is possible to hash (compress) large bit strings, such as 128 and larger, to a smaller size, such as 64 bits, without generating too many collisions. Some collisions are unlikely to effect the overall result, and it is straightforward to quantify how any might be generated. We will present a full benchmarking of hashing for large basis set simulations in future work.

4. Perturbation Theory

One of the most exciting aspects of the ASCI method is the ability to converge the energy with post processing of the final ASCI wave function, allowing one to produce a wave function that is better than virtually all other approximate CI techniques. One of the main reasons that one might expect perturbation theory to be effective is that selected CI techniques finds all of the most important determinants in the Hilbert space and therefore anything that remains is necessarily small. There are multiple different ways in which the perturbation theory can be applied, including the Epstein-Nesbet perturbation theory that was introduced in Eq. 3.

Recent approaches have tested the use of Monte Carlo sampling of these equations [43, 76], and have been performed on roughly the same system sizes we presented here. Within the selected CI community, there have been only limited attempts to make fast and scalable deterministic perturbation theory algorithms, since the focus has been on stochastic approaches. However, we find that a deterministic approach will in many cases be faster than a stochastic approach in achieving chemical accuracy. Indeed, if high accuracy is desired, the cost to converge the stochastic error of sampling techniques will likely be higher than that of deterministic approaches. It should also be noted that many of the algorithmic improvements discussed in this work will also improve the stochastic approaches. In future studies we shall present the details of the deterministic PT algorithm we use in this work and a detailed discussion of where it is more efficient than stochastic methods.

V. RESULTS

We present several benchmark studies below in order to provide an overview of what can be done with selected CI today. The algorithms described above have been implemented in our own code [1] and in QChem 5.1 [80]. With the exception of a few instances, the results in this section were generated on a single core with an upper limit of 50 CPU (single core) hours. Many of these calculations were made over the course of developing the methods in these papers.

A. G1 dataset

Tables IX and X present ASCI results on the G1 test set of 55 molecules (all electron), a benchmark set of molecules that has been extensively studied with many different methods [77–79, 81–84]. Here we present ASCI benchmark data with both cc-pVDZ and cc-pVTZ basis sets. The molecular geometries were taken from the original G1 set [77, 81, 82], except for CN and CH₂ triplet where we use the geometries from Feller *et. al.* [78]. ASCI simulations with different numbers of determinants were performed to demonstrate the convergence with respect to this parameter.

Tables IX and X show that nearly all of the molecules are converged to within chemical accuracy for the cc-pVDZ simulations and many are also converged in the cc-pVTZ basis set. These results suggest that cc-pVQZ convergence will be possible for all the G1 molecules in the near future, using only modest computational resources.

We also make comparison of the ASCI results with CCSD(T) [85] and CCSDTQ. Before discussing the full benchmark set, we demonstrate in Figure 5 the convergence of ASCI for the cyanide radical (CN) and compare this with convergence of a set of coupled cluster simulations. The coupled cluster results, for both CCSD and CCSD(T), were performed in QChem 5.1 [80]. As seen in this figure, the ASCI + PT2 results are more accurate than the comparable CCSD(T) results, even for calculations with only 10^3 determinants for the variational wave function. Thus while simulations of fully converged ASCI calculations can take a few hours, small simulations that only take a few minutes (or less) already show similar or better accuracy than CCSD(T).

In the rest of this section we discuss the energies from our simulations that can serve as benchmarks for future methodological developments. Tables IX (cc-pVDZ) and Table X (cc-pVTZ) present the variational energies and the perturbation results from ASCI, as well as comparisons to CCSD(T). Table XII presents atomization energies and makes comparisons of these to values obtained from CCSD(T) and CCSDTQ.

The results for the cc-pVDZ basis set in Table IX show apparent convergences of the energy to below 1 mHa accuracy for all molecules. It is possible to extrapolate such results when extra accuracy is needed [2]. We note that when the perturbation correction is added to ASCI, neither this nor

System	E(10^5)	E($3*10^5$)	E(10^6)	E(10^5)+PT2	E($3*10^5$)+PT2	E(10^6)+PT2	E(CCSD(T))	ASCI-CCSD(T)(mHa)
BeH	-15.189251			-15.189270			-15.189067	-0.202
C ₂ H ₂	-77.111633	-77.113877	-77.114973	-77.116264	-77.116281	-77.116286	-77.114792	-1.493
C ₂ H ₄	-78.347897	-78.352665	-78.356526	-78.360534	-78.360736	-78.360870	-78.359679	-1.19
C ₂ H ₆	-79.562899	-79.569328	-79.575622	-79.586971	-79.587362	-79.587837	-79.587598	-0.238
CH	-38.381756			-38.381830			-38.381247	-0.583
CH ₂ _singlet	-39.024713			-39.024890			-39.023981	-0.908
CH ₂ _triplet	-39.043515			-39.043647			-39.043196	-0.451
CH ₃	-39.718247			-39.718698			-39.718161	-0.536
CH ₃ Cl	-499.429423	-499.435363	-499.440527	-499.448171	-499.448369	-499.448604	-499.447848	-0.756
CH ₄	-40.387284	-40.388797	-40.389683	-40.390483	-40.390461	-40.390449	-40.389881	-0.567
Cl ₂	-919.261710	-919.267269	-919.271444	-919.275248	-919.275433	-919.275637	-919.274483	-1.154
ClF	-559.193146	-559.197394	-559.200247	-559.203185	-559.203196	-559.203258	-559.201909	-1.349
ClO	-534.574415	-534.578708	-534.581433	-534.583682	-534.583783	-534.583873	-534.582017	-1.856
CN	-92.494095	-92.495493	-92.496013	-92.497001	-92.496990	-92.496993	-92.492776	-4.217
CO	-113.055788	-113.058002	-113.05905	-113.060133	-113.060112	-113.060115	-113.058554	-1.561
CO ₂	-188.124313	-188.133577	-188.142101	-188.155553	-188.155768	-188.155990	-188.154316	-1.673
CS	-435.606137	-435.610029	-435.612284	-435.614274	-435.614332	-435.614381	-435.612596	-1.784
F ₂	-199.096831	-199.099912	-199.101763	-199.103291	-199.103314	-199.103345	-199.101481	-1.863
H ₂ CO	-114.213577	-114.217838	-114.221088	-114.224420	-114.224415	-114.224453	-114.222990	-1.462
H ₂ O	-76.243432			-76.243908			-76.243266	-0.641
H ₂ O ₂	-151.180192	-151.185981	-151.191415	-151.199403	-151.199388	-151.199442	-151.197870	-1.571
H ₂ S	-398.871385	-398.871798	-398.871891	-398.872360	-398.872357	-398.872357	-398.871682	-0.675
H ₃ COH	-115.403262	-115.409733	-115.415589	-115.425482	-115.425525	-115.425695	-115.424943	-0.752
H ₃ CSH	-438.038163	-438.045231	-438.051720	-438.063596	-438.063899	-438.064300	-438.063831	-0.469
HCl	-460.260248			-460.26072			-460.260217	-0.502
HCN	-93.189422	-93.192245	-93.193804	-93.195281	-93.195268	-93.195273	-93.193547	-1.726
HCO	-113.571362	-113.575611	-113.578885	-113.582082	-113.58199	-113.581967	-113.580181	-1.785
HF	-100.229942			-100.230383			-100.229878	-0.504
HOCl	-535.221695	-535.227183	-535.231958	-535.237723	-535.237791	-535.237901	-535.236561	-1.34
Li ₂	-14.901321			-14.901337			-14.901331	-0.005
LiF	-107.157186			-107.157874			-107.157255	-0.618
LiH	-8.014688			-8.0147070			-8.014708	0.002
N ₂	-109.279470	-109.280666	-109.280941	-109.281912	-109.281927	-109.281933	-109.279982	-1.95
N ₂ H ₄	-111.547435	-111.554763	-111.561876	-111.575558	-111.575552	-111.575733	-111.575055	-0.678
Na ₂	-323.733949			-323.733997			-323.734047	0.051
NaCl	-621.595166			-621.595793			-621.595302	-0.49
NH	-55.093412			-55.093530			-55.093131	-0.399
NH ₂	-55.735042			-55.735304			-55.734737	-0.567
NH ₃	-56.403846	-56.404593	-56.404853	-56.405301	-56.405298	-56.405299	-56.404668	-0.631
NO	-129.597925	-129.600605	-129.601836	-129.603099	-129.60308	-129.603079	-129.60115	-1.926
O ₂	-149.986002	-149.988413	-149.989404	-149.990669	-149.990697	-149.990712	-149.988242	-2.469
OH	-75.561403			-75.561639			-75.561190	-0.449
P ₂	-681.733926	-681.736715	-681.738451	-681.740076	-681.740139	-681.740138	-681.737699	-2.439
PH ₂	-342.015274			-342.015912			-342.015208	-0.703
PH ₃	-342.643041	-342.644264	-342.644881	-342.645539	-342.645537	-342.645538	-342.644777	-0.76
S ₂	-795.334164	-795.338687	-795.341495	-795.344591	-795.344788	-795.344873	-795.343001	-1.872
Si ₂	-577.937111	-577.938035	-577.938624	-577.940646	-577.940670	-577.940685	-577.938371	-2.314
Si ₂ H ₆	-581.596630	-581.602802	-581.609336	-581.622553	-581.623534	-581.623600	-581.625045	1.445
SiH ₂ _singlet	-290.143803			-290.144185			-290.143496	-0.689
SiH ₂ _triplet	-290.101056			-290.101377			-290.100697	-0.68
SiH ₃	-290.754016	-290.754683	-290.755020	-290.755380	-290.755385	-290.755393	-290.754754	-0.64
SiH ₄	-291.396355	-291.398117	-291.399246	-291.400364	-291.400415	-291.400435	-291.399825	-0.61
SiO	-364.086144	-364.088978	-364.090533	-364.092085	-364.092087	-364.092108	-364.090065	-2.042
SO	-472.662216	-472.666953	-472.670542	-472.673837	-472.673857	-472.673893	-472.671759	-2.134
SO ₂	-547.683822	-547.696538	-547.707992	-547.732183	-547.732764	-547.733404	-547.731453	-1.95

TABLE IX. Ground state energies for the G1 molecules in a cc-pVDZ basis. The ASCI results (columns 1 - 6) are labeled by the number of determinants, with both variational and perturbation results presented. The best perturbation results (column 6) are compared with CCSD(T) (column 7). Some of the systems have small Hilbert spaces and showed convergence within 1 mHa between the variational and PT2 results, with less than 10^5 determinants (green rows). All geometries are taken from the original G1 set [77] except for CN and CH₂ triplet, for which we use the geometries from Ref. [78].

System	E(10^5)	E($3*10^5$)	E(10^6)	E(10^5)+PT2	E($3*10^5$)+PT2	E(10^6)+PT2	E(CCSD(T))	ASCI-CCSD(T)(mHa)
BeH	-15.202968			-15.203059			-15.202841	-0.218
C ₂ H ₂	-77.203740	-77.209351	-77.213467	-77.219532	-77.219470	-77.219436	-77.218046	-1.39
C ₂ H ₄	-78.441654	-78.450402	-78.457561	-78.471004	-78.471438		-78.470558	-0.88
C ₂ H ₆	-79.654252	-79.669309	-79.680275	-79.706885	-79.707123		-79.707843	0.72
CH	-38.422000			-38.422323			-38.421572	-0.751
CH ₂ _singlet	-39.074412	-39.074996	-39.075219	-39.075663	-39.075638	-39.075641	-39.074555	-1.086
CH ₂ _triplet	-39.091649			-39.092561			-39.091962	-0.599
CH ₃	-39.774767	-39.775888	-39.776526	-39.777381	-39.777335	-39.777308	-39.776688	-0.62
CH ₃ Cl	-499.558732	-499.574866	-499.586523	-499.613409	-499.613956		-499.614776	0.82
CH ₄	-40.445943	-40.449959	-40.452376	-40.455999	-40.455844	-40.455727	-40.455065	-0.662
Cl ₂	-919.443813	-919.456931	-919.467067	-919.489489	-919.490563		-919.491057	0.494
ClF	-559.385351	-559.397209	-559.406478	-559.424939	-559.425259	-559.425479	-559.424306	-1.173
ClO	-534.743221	-534.75429	-534.763177	-534.779342	-534.779876	-534.780297	-534.778399	-1.898
CN	-92.579322	-92.585386	-92.589739	-92.595444	-92.595278	-92.595193	-92.5907969	-4.396
CO	-113.164548	-113.170564	-113.174971	-113.181556	-113.18131	-113.181203	-113.179827	-1.376
CO ₂	-188.30436	-188.320873	-188.334374	-188.366900	-188.367270		-188.367412	0.142
CS	-435.711205	-435.720092	-435.727456	-435.739697	-435.740067	-435.740301	-435.738264	-2.037
F ₂	-199.297893	-199.305614	-199.311568	-199.322174	-199.322044	-199.322013	-199.320490	-1.523
H ₂ CO	-114.333293	-114.342815	-114.349969	-114.363196	-114.363265	-114.363298	-114.362161	-1.137
H ₂ O	-76.342531	-76.344107	-76.344966	-76.346114	-76.346046	-76.346017	-76.345555	-0.462
H ₂ O ₂	-151.328267	-151.346149	-151.358343	-151.38593	-151.385453		-151.383997	-1.456
H ₂ S	-398.963339	-398.966601	-398.968840	-398.971854	-398.971758	-398.971672	-398.970663	-1.009
H ₃ COH	-115.518981	-115.538789	-115.551947	-115.581707	-115.581297		-115.580557	-0.74
H ₃ CSH	-438.147677	-438.169313	-438.184286	-438.219185	-438.219443		-438.220721	1.278
HCl	-460.365313	-460.367443	-460.368720	-460.370542	-460.370467	-460.370428	-460.369640	-0.788
HCN	-93.283038	-93.290436	-93.295931	-93.304741	-93.304506	-93.304428	-93.302782	-1.646
HCO	-113.679998	-113.690685	-113.698435	-113.712574	-113.712376	-113.712248	-113.710567	-1.681
HF	-100.349364			-100.351308			-100.351011	-0.297
HOCl	-535.38483	-535.401621	-535.413545	-535.439971	-535.440168		-535.439573	-0.595
Li ₂	-14.930785			-14.930786			-14.930734	-0.05
LiF	-107.288594	-107.289889	-107.290477	-107.291433	-107.291471	-107.291499	-107.291267	-0.232
LiH	-8.036373			-8.036477			-8.036468	-0.009
N ₂	-109.386980	-109.391765	-109.395149	-109.399681	-109.399578	-109.399513	-109.397769	-1.744
N ₂ H ₄	-111.653829	-111.677219	-111.693657	-111.730173	-111.728936		-111.727644	-1.292
Na ₂	-323.768264			-323.769296			-323.769243	-0.053
NaCl	-621.715212	-621.718356	-621.720573	-621.723618	-621.723678	-621.723662	-621.723066	-0.596
NH	-55.152475			-55.153059			-55.152497	-0.562
NH ₂	-55.805235	-55.806328	-55.806869	-55.807663	-55.807618	-55.807603	-55.806951	-0.652
NH ₃	-56.482279	-56.484996	-56.486656	-56.489049	-56.488902	-56.488806	-56.488205	-0.601
NO	-129.723293	-129.730435	-129.73569	-129.743992	-129.743756	-129.743632	-129.741868	-1.764
O ₂	-150.128809	-150.137355	-150.144920	-150.154261	-150.154042	-150.154011	-150.151869	-2.142
OH	-75.649012			-75.650479			-75.649945	-0.521
P ₂	-681.858265	-681.867251	-681.875496	-681.891685	-681.892673	-681.893154	-681.890509	-2.645
PH ₂	-342.093796	-342.096363	-342.098130	-342.100204	-342.100126	-342.100058	-342.099026	-1.032
PH ₃	-342.724455	-342.729358	-342.732548	-342.737893	-342.737852	-342.737824	-342.736695	-1.129
S ₂	-795.479446	-795.492316	-795.501795	-795.523482	-795.524441		-795.52348	-0.961
Si ₂	-578.064458	-578.073053	-578.078038	-578.091580	-578.092361	-578.092722	-578.090310	-2.417
Si ₂ H ₆	-581.742988	-581.757872		-581.808668	-581.810282		-581.816405	6.123
SiH ₂ _singlet	-290.224640	-290.226524	-290.227658	-290.228906	-290.228859	-290.228837	-290.227976	-0.861
SiH ₂ _triplet	-290.179533	-290.181296	-290.182352	-290.183480	-290.183430	-290.183409	-290.182552	-0.857
SiH ₃	-290.836906	-290.840366	-290.842778	-290.845976	-290.845983	-290.845917	-290.845112	-0.805
SiH ₄	-291.482012	-291.487852	-291.492150	-291.498424	-291.498589	-291.498717	-291.498002	-0.715
SiO	-364.239919	-364.247764	-364.254334	-364.265039	-364.264860	-364.264922	-364.263351	-1.571
SO	-472.815828	-472.828155	-472.837710	-472.857033	-472.857111	-472.857246	-472.855188	-2.058
SO ₂	-547.901866	-547.936060	-547.958730	-548.026183	-548.026880		-548.030305	3.425

TABLE X. Ground state energies of the G1 molecules in a cc-pVTZ basis. The ASCI results are labeled by the number of determinants (columns 1-6), with both variational and perturbation results presented. The best perturbation results (column 6) are compared with CCSD(T). With the exception of Si₂H₆, we were able to run PT2 for all systems with at least $3*10^5$ determinants within the time limit of our computational resources (see text for details of these).

CCSD(T) is guaranteed to be variational. However, with the exception of Si₂H₆, all ASCI PT2 energies are below the CCSD(T) energies. We suggest that the difference between ASCI and CCSD(T) is a good estimate for the error

in CCSD(T) energies relative to the full configuration interaction (FCI) result. In general these differences are less than 1 mHa. However Table X shows that for several molecules it can be higher, with the largest difference being for the CN

Atoms	E(cc-pVDZ)	E(cc-pVTZ)
B	-24.59062	-24.60580
Be	-14.61740	-14.62379
C	-37.76190	-37.79003
Cl	-459.60432	-459.70385
F	-99.52947	-99.63240
H	-0.49927	-0.49980
Li	-7.43263	-7.44606
N	-54.48011	-54.52523
Na	-161.85418	-161.86990
O	-74.91171	-74.98526
P	-340.79727	-340.86128
S	-397.60643	-397.68672
Si	-288.92066	-288.98829

TABLE XI. Atomic energies for cc-pVDZ and cc-pVTZ atoms in the G1 set. All energies are in units of Ha. All atomic energy calculations are ASCI+PT2 energies. These atomic energies are very easy to simulate with ASCI and all of the presented results are more than 0.1 mHa accurate.

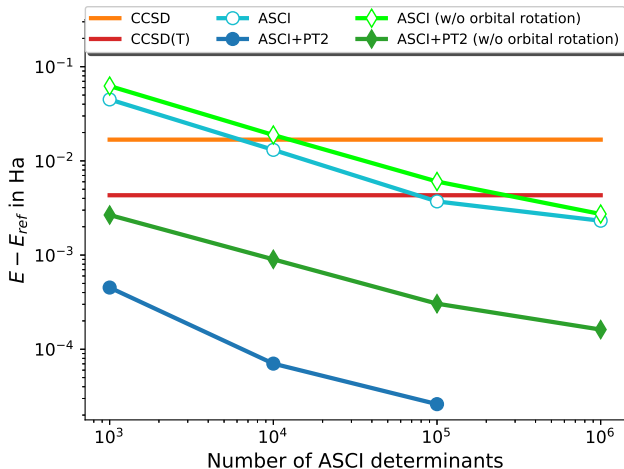


FIG. 5. Convergence rate of ASCI and ASCI+PT2 energies for the CN radical, with increasing size of ASCI wave functions. The reference energy E_{ref} is the ASCI+PT2 energy with 1 million determinants in the variational wave function, along with orbital rotations. We observe that ASCI+PT2 energies with as few as 1000 determinants are more accurate than the "gold standard" CCSD(T) results. The PT2 contribution is essential for this enhanced accuracy, and should be employed whenever possible. Natural orbital rotations are also found to reduce the error to a great extent, and are recommended at all times.

radical, which has a difference of 4.2 mHa. For many of the molecules, either the Hilbert space is small or the difference between the variational and PT2 estimates is less than 1 mHa for small N_{tdets} , and in these cases we do not require testing of convergence with up to 1 million determinants.

The results for the cc-pVTZ basis set (Table X) indicate that the ground state energies of many of the molecules are also converged in a larger basis set. For molecules not already converged with $N_{tdets} = 100,000$, we were able to run PT2 corrections with 100,000 and 300,000 determinants. The largest calculation made was for Si_2H_6 with 300,000 determinants, for which extra computing time was needed to con-

verge the simulation. We note that in contrast to results from ASCI in comparing to the cc-pVDZ basis set energies, several CCSD(T) energies lie below the ASCI results. The full significance of this will have to be investigated further with larger determinant calculations in the future. For many systems, the CCSD(T) error is very similar across the basis sets and does not actually get worse when comparing cc-pVDZ to cc-pVTZ.

Another way to understand the convergence errors in ASCI is to look at the size of the PT2 energy corrections. These are shown for the G1 dataset in figure 6. Within the G1 set, the SO_2 molecule has the largest PT2 correction. We note that while Si_2H_6 is one of the most time-consuming simulations here, it does not have the largest PT2 correction.

Table XI presents atomic ground state energies for the atoms contained in the G1 set that are obtained from ASCI with cc-pVDZ and cc-pVTZ basis sets. These are combined with the molecular data in Tables IX and X to calculate the atomization energies for the molecules in the G1 set, which are shown in Table XII and compared there to other benchmark simulations. For the cc-pVDZ results (columns 2 and 7), we compare with results from CCSDTQ [78]. These comparisons are necessarily indirect, since different geometries were used between the two sets of results, and the ASCI results are all electron. However the difference in geometries are not so large. Surveying the full set of molecules, we find less than 1 kcal differences between atomization energies. For the cc-pVTZ results (columns 4 and 9), we compare to benchmark complete basis set (CBS) frozen core results [78, 79]. Again the comparison is not direct, but it is clear that the atomization energies are trending in the right direction in comparison to the CBS limit. To demonstrate the similarity of geometries between the different calculations, in Table XIII we present results of ASCI with perturbation corrections for selected molecules using the geometries from Feller *et. al.* [78]. These can be compared with the corresponding energies from Table IX and X to estimate the energy difference between the two sets of geometries and confirm the similarity.

It is also interesting to compare with recent auxiliary field quantum Monte Carlo results (AFQMC) that are now able to calculate the G1 set [42]. AFQMC is accurate on many of these systems, but loses accuracy in certain situations such as for ionic systems like LiF and NaCl. This is likely due to deficiencies in the current trial wave functions used in AFQMC. See Ref. [42] for more details. Further comparisons between these methods will be interesting in the future. We also note that recent work on DMRG has also added perturbative corrections to that methodology [86, 87], although it is not clear whether the largest simulations required for the G1 set are feasible with DMRG, even with perturbation theory improvements. Entanglement in chemical systems can be quite large even in systems in which the many body interactions are not necessarily strong, and is thus a problem for efficient simulation with DMRG.

System	ASCI D _e cc-pVDZ	CCSDTQ D _e cc-pVDZ [78]	ASCI D _e cc-pVTZ	CCSD(T) D _e CBS FC [78, 79]	System	ASCI D _e cc-pVDZ	CCSDTQ D _e cc-pVDZ [78]	ASCI D _e cc-pVTZ	CCSD(T) D _e CBS FC [78, 79]
BeH	45.546		49.858	50.11	HOCl	139.668		157.654	165.5
C ₂ H ₂	372.692	371.71	401.442	402.78	Li ₂	22.635		24.245	24.49
C ₂ H ₄	527.077		560.148	561.51	LiF	122.846		133.676	137.7
C ₂ H ₆	670.406		707.948	710.5	LiH	51.955		56.852	58.11
CH	75.707		83.128	83.89	N ₂	201.877	201.44	219.031	227.14
CH ₂ _singlet	165.932	165.83	179.457	180.68	N ₂ H ₄	388.051		426.224	436.87
CH ₂ _triplet	177.702	177.6	190.074	189.85	Na ₂	16.081		18.504	16.7
CH ₃	288.002	287.62	306.124	306.71	NaCl	86.144		94.063	99.3
CH ₃ Cl	366.802		389.450	394.83	NH	71.625	71.61	80.331	82.85
CH ₄	396.229		418.203	419.14	NH ₂	161.042		177.429	182
Cl ₂	42.029	42.13	51.987	59.87	NH ₃	268.168		291.255	297.2
ClF	43.584		55.984	62.61	NO	132.562	132.8	146.296	151.77
ClO	42.561		57.215	64.56	O ₂	104.967	105.19	115.166	119.9
CN	160.001	160.3	175.653	179.2	OH	94.530	94.4	101.028	107.06
CO	242.529	242.04	254.708	258.59	P ₂	91.361	90.43	107.038	115.85
CO ₂	358.089		380.715	388.12	PH ₂	138.104		150.068	154.0
CS	154.395	154.1	165.372	170.93	PH ₃	219.898		236.637	241.65
F ₂	27.860	28.19	35.896	38.43	S ₂	82.836	82.43	94.750	103.52
H ₂ CO	346.558	345.79	369.213	373.15	Si ₂	61.811	61.94	70.958	75.95
H ₂ O	209.359	209.16	226.616	232.67	Si ₂ H ₆	493.601		523.189	535.0
H ₂ O ₂	236.853		260.611	268.32	SiH ₂ _singlet	141.169	140.64	151.183	153.9
H ₂ S	167.776		179.047	183.51	SiH ₂ _triplet	15.510		122.676	133.5
H ₃ COH	473.745		506.248	510.9	SiH ₃	211.405		224.771	228.7
H ₃ CSH	438.535		466.516	472.3	SiH ₄	302.872		320.774	324.3
HCl	98.588	98.29	104.643	107.39	SiO	162.981		182.836	191.77
HCN	284.877	283.38	307.070	311.37	SO	97.730	97.22	116.253	125.73
HCO	256.693		274.308	277.1	SO ₂	190.471		231.949	259.14
HF	126.525	126.52	137.468	141.59					

TABLE XII. Atomization energies from ASCI, compared to benchmark results. The coupled cluster results are from references [78, 79]. The geometries used in these references are slightly different than the geometries used in this work. However, for cc-pVDZ, the ASCI results compared to the CCSDTQ show strong agreement, less than 1 kcal/mol accurate across all provided results. The ASCI (cc-pVTZ, all electron) results compared to the CCSD(T)(CBS, Frozen Core) are presented to make a qualitative comparison of the convergence of ASCI/cc-pVTZ to the CBS limit.

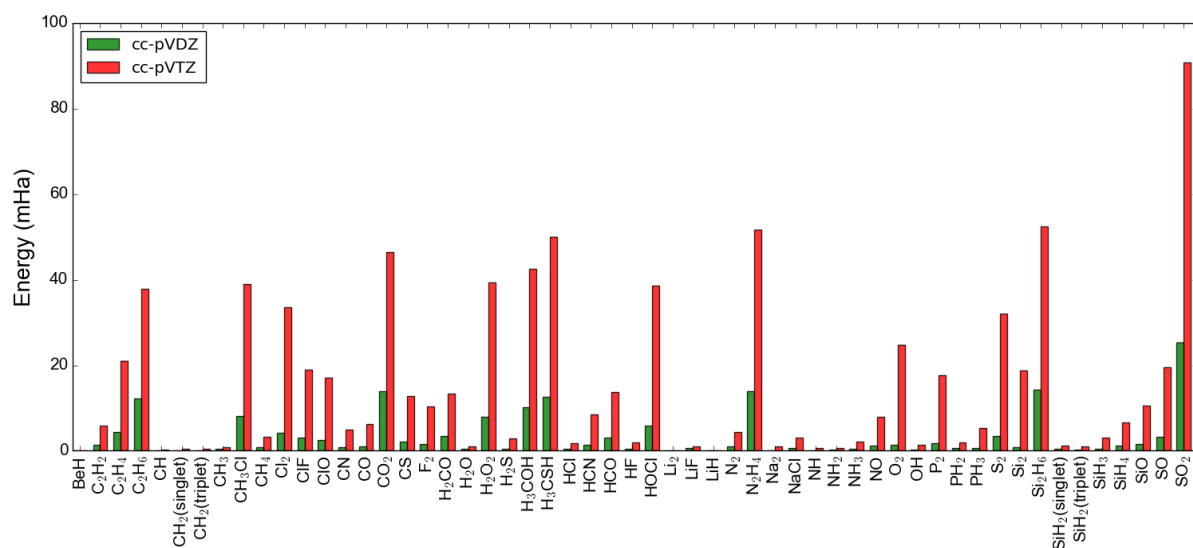


FIG. 6. Plot showing the PT2 energies for the G1 set, calculated with cc-pVDZ and cc-pVTZ basis sets. The PT2 energy is obtained from the most accurate calculation performed for each system. For specific values and details, see Table IX for the cc-pVDZ simulations and Table X for the cc-pVTZ simulations.

System	E(10^6)+PT2 (cc-pVDZ)	E($3*10^5$)+PT2 (cc-pVTZ)
C ₂ H ₄	-78.35920	-78.47061
C ₂ H ₆	-79.58738	-79.70721
CH ₃ Cl	-499.44827	-499.61401
CH ₄	-40.39016	-40.45587
Cl ₂	-919.27460	-919.48997
ClF	-559.20164	-559.42533
ClO	-534.58136	-534.77956
CO	-113.06008	-113.18187
CO ₂	-188.15522	-188.36808
CS	-435.61384	-435.73994
F ₂	-199.10299	-199.32210
H ₂ CO	-114.22396	-114.36354
H ₂ O ₂	-151.19915	-151.38581
H ₂ S	-398.87226	-398.97178
HCN	-93.19409	-93.30518
HCO	-113.58083	-113.71129
HOCl	-535.23687	-535.44029
N ₂	-109.28088	-109.40151
NH ₃	-56.40492	-56.48895
NO	-129.60369	-129.74398
P ₂	-681.73884	-681.89253
PH ₃	-342.64550	-342.73796
Si ₂	-577.94012	-578.09017
SiO	-364.09010	-364.26490
SO	-472.67119	-472.85738
SO ₂	-547.72710	-548.02811

TABLE XIII. Ground state energies calculated with ASCI and PT2 corrections for selected molecules using geometries from Feller *et al.* [78]. Energies are presented in units of Ha. Most of the energies shown here are within 2 mHa of the energies calculated with the geometries from the original G1 set that are shown in Tables IX and X.

VI. CONCLUSIONS

In this work we have presented a number of new algorithms and techniques for performing selected CI simulations and integrated them into an updated ASCI algorithm. These techniques include new ASCI search, dynamic bit masking, fast orbital rotations, and fast diagonal matrix elements. We also presented other techniques, such as residue arrays and alternative bit string representations, which will be important for simulating certain types of Hamiltonians.

Most of the new techniques presented here take advantage of modern sorting techniques that have been designed to be efficient on current computing architectures. Sorting based algorithms provide new avenues for using GPUs and parallel sorting on CPUs. Sorting and hashing techniques can be further combined together, to allow calculations with very large basis sets.

Our results indicate that the resulting algorithms are faster than other previously published selected CI approaches. To make comparison with stochastic approaches to CI such as HBCI, we have presented initial benchmarking calculations for C₂ and F₂ in Table II that show the new ASCI approach is about an order of magnitude faster than HBCI for target accuracies within 0.1 mHa and more than two orders of magnitude

faster for target accuracies within 0.01 mHa.

With the ideas presented in this work, we have demonstrated the importance of using modern algorithms and understanding computing architectures for design of efficient selected CI algorithms. The speed and accuracy of these new techniques over a wide range of systems were demonstrated with a full set of ground state calculations for the G1 dataset of small molecules. We presented comparisons to coupled cluster (CCSD(T) and CCSDTQ) and benchmarked the accuracy of this compared to ASCI. This demonstration shows the various convergence properties and the accuracy that can be expected from the latest ASCI approach today. Given the results presented here, it is evident that we are now at a new beginning for modern selected CI simulations and that many hitherto intractable new applications are now within reach.

VII. ACKNOWLEDGEMENTS

This work was supported through the Scientific Discovery through Advanced Computing (SciDAC) program funded by the U.S. Department of Energy, Office of Science, Advanced Scientific Computing Research and Basic Energy Sciences. We used the Extreme Science and Engineering Discovery Environment (XSEDE), which is supported by the National Science Foundation Grant No. OCI-1053575. CDF was supported by the NSF Graduate Research Fellowship under Grant DGE-1106400 and by the DOE Office of Science Graduate Student Research (SCGSR) program under contract number DESC0014664. DH was supported by a Berkeley Fellowship. DL and MHG acknowledge support from the Director, Office of Science, Office of Basic Energy Sciences, of the U.S. Department of Energy under Contract No. DE-AC02-05CH11231.

Appendix A: Hartree-Fock energies for G1 set molecules

The energies of the restricted Hartree-Fock determinants used to initialize the ASCI calculations are given in Tables XIV and XV. Stability analysis was performed to ensure that all SCF solutions were local minimas.

-
- [1] Norm M. Tubman, Joonho Lee, Tyler Y. Takeshita, Martin Head-Gordon, and K. Birgitta Whaley, “A deterministic alternative to the full configuration interaction quantum monte carlo method,” *J. Chem. Phys.* **145**, 044112 (2016), <http://dx.doi.org/10.1063/1.4955109>.
- [2] Adam A. Holmes, Norm M. Tubman, and C. J. Umrigar, “Heat-bath configuration interaction: An efficient selected configuration interaction algorithm inspired by heat-bath sampling,” *J. Chem. Theory Comp.* **12**, 3674–3680 (2016), <http://dx.doi.org/10.1021/acs.jctc.6b00407>.
- [3] Jeffrey B. Schriber and Francesco A. Evangelista, “Communication: An adaptive configuration interaction approach for strongly correlated electrons with tunable accuracy,” *J. Chem. Phys.* **144**, 161106 (2016).
- [4] Francesco A. Evangelista, “Adaptive multiconfigurational wave functions,” *J. Chem. Phys.* **140**, 124114 (2014).
- [5] Wenjian Liu and Mark R. Hoffmann, “ici: Iterative ci toward full ci,” *J. Chem. Theory Comput.* **12**, 1169 (2016).
- [6] B. Huron, J. P. Malrieu, and P. Rancurel, “Iterative perturbation calculations of ground and excited state energies from multi-configurational zeroth order wavefunctions,” *J. Chem. Phys.* **58**, 5745–5759 (1973).
- [7] Robert J. Harrison, “Approximating full configuration interaction with selected configuration interaction and perturbation theory,” *J. Chem. Phys.* **94**, 5021–5031 (1991).
- [8] A. Scemama and E. Giner, “An efficient implementation of Slater-Condon rules,” ArXiv e-prints (2013), [arXiv:1311.6244](https://arxiv.org/abs/1311.6244) [physics.comp-ph].
- [9] Emmanuel Giner, Anthony Scemama, and Michel Caffarel, “Using perturbatively selected configuration interaction in quantum monte carlo calculations,” *Can. J. Chemistry* **91**, 879–885 (2013).
- [10] George H. Booth, Alex J. W. Thom, and Ali Alavi, “Fermion monte carlo without fixed nodes: A game of life, death, and annihilation in slater determinant space,” *J. Chem. Phys.* **131**, 054106 (2009).
- [11] James J. Shepherd, George H. Booth, and Ali Alavi, “Investigation of the full configuration interaction quantum monte carlo method using homogeneous electron gas models,” *J. Chem. Phys.* **136**, 244101 (2012).
- [12] M. H. Kolodrubetz, J. S. Spencer, B. K. Clark, and W. M. C. Foulkes, “The effect of quantization on the full configuration interaction quantum monte carlo sign problem,” *J. Chem. Phys.* **138**, 024110 (2013).
- [13] J. S. Spencer, N. S. Blunt, W. A. Vigor, F. D. Malone, W. M. C. Foulkes, J. J. Shepherd, and A. J. W. Thom, “Open-source development experiences in scientific software: the HANDE quantum Monte Carlo project,” ArXiv e-prints (2014), [arXiv:1407.5407](https://arxiv.org/abs/1407.5407) [cs.SE].
- [14] George H Booth, Andreas Grüneis, Georg Kresse, and Ali Alavi, “Towards an exact description of electronic wavefunctions in real solids.” *Nature* **493**, 365–70 (2013).

System	cc-pVDZ	cc-pVTZ
BeH	-15.14945189	-15.15205222
C ₂ H ₂	-76.82472747	-76.84763525
C ₂ H ₄	-78.03990264	-78.06354855
C ₂ H ₆	-79.23494277	-79.25973681
CH	-38.26877842	-38.27690073
CH ₂ _singlet	-38.88108554	-38.89231068
CH ₂ _triplet	-38.92139886	-38.93217379
CH ₃	-39.55963482	-39.57296784
CH ₃ Cl	-499.1177293	-499.1476064
CH ₄	-40.19870854	-40.21331465
CN	-92.19603079	-92.21741416
CO	-112.7461016	-112.7766305
CO ₂	-187.6463113	-187.7018166
CS	-435.3293719	-435.3521612
Cl ₂	-918.9609562	-918.9983715
ClF	-558.8436442	-558.8989343
ClO	-534.2516809	-534.2964982
F ₂	-198.6847963	-198.7508413
H ₂ CO	-113.8746242	-113.9098452
H ₂ O	-76.02602772	-76.05613647
H ₂ O ₂	-150.7817569	-150.8331176
H ₂ S	-398.6946587	-398.7129979
H ₃ COH	-115.0486003	-115.0884306
H ₃ CSH	-437.7255248	-437.756402
HCN	-92.87969951	-92.90351433
HCO	-113.2518818	-113.2848402
HCl	-460.0894453	-460.1067487
HF	-100.0184682	-100.0569205
HOCl	-534.8720321	-534.9177714
Li ₂	-14.87000212	-14.87168961
LiF	-106.9451499	-106.9801182
LiH	-7.98363507	-7.986532056
N ₂	-108.9466732	-108.9743976
N ₂ H ₄	-111.1858923	-111.2234062
NH	-54.95953403	-54.97346363
NH ₂	-55.56273484	-55.58092764
NH ₃	-56.19548576	-56.21749393
NO	-129.254714	-129.2901963
Na ₂	-323.7047434	-323.7151846
NaCl	-621.4337887	-621.4537044
O ₂	-149.6014308	-149.6460477
OH	-75.3896954	-75.41403106
P ₂	-681.4629985	-681.4863607
PH ₂	-341.8675755	-341.8815522
PH ₃	-342.4706082	-342.4876397
S ₂	-795.0490094	-795.0805171
SO	-472.330077	-472.3804324
SO ₂	-547.1725083	-547.2750501
Si ₂	-577.756499	-577.7739636
Si ₂ H ₆	-581.338866	-581.3706463
SiH ₂ _singlet	-290.0184384	-290.0303487
SiH ₂ _triplet	-289.9952407	-290.0072341
SiH ₃	-290.6235912	-290.6386838
SiH ₄	-291.2428929	-291.2605406
SiO	-363.7883502	-363.8356554

TABLE XIV. Restricted Hartree-Fock energies for molecules in the G1 set (RHF for closed shell species and ROHF for open shell). Energies are presented in units of Ha. The geometries are the same as those employed in Tables IX and X (i.e. are taken from the original G1 set [77] except for CN and CH₂ triplet, for which we use the geometries from Ref. [78].)

- [15] Csaba Daday, Simon Smart, George H Booth, Ali Alavi, and Claudia Filippi, “Full Configuration Interaction Excitations of Ethene and Butadiene: Resolution of an Ancient Question.” *J.*

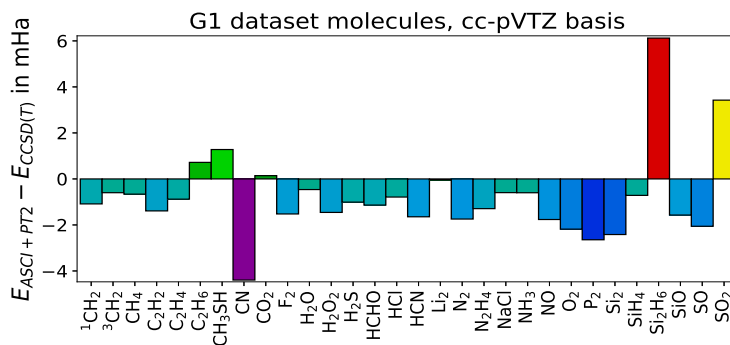


FIG. 7. Table of Contents Figure

System	cc-pVDZ	cc-pVTZ
C ₂ H ₄	-78.03884396	-78.0628233
C ₂ H ₆	-79.23488258	-79.25993592
CH ₃ Cl	-499.1177629	-499.1478118
CH ₄	-40.19865157	-40.21342364
Cl ₂	-918.9608245	-918.9987691
ClF	-558.8442574	-558.9009543
ClO	-534.2495837	-534.295923
CO	-112.7480967	-112.7789016
CO ₂	-187.6511077	-187.7072565
CS	-435.3296827	-435.3526846
F ₂	-198.6856445	-198.7520074
H ₂ CO	-113.8763719	-113.9119201
H ₂ O ₂	-150.78415	-150.8360866
H ₂ S	-398.694525	-398.7129408
HCN	-92.88324631	-92.90805477
HCO	-113.2530034	-113.28603
N ₂	-108.9541417	-108.9834898
NH ₃	-56.19563482	-56.21791293
NO	-129.2536412	-129.2889892
P ₂	-681.465778	-681.4896859
PH ₃	-342.4703141	-342.4873996
Si ₂	-577.7566459	-577.7741915
SiO	-363.7899104	-363.8389006
SO	-472.3332171	-472.386195
SO ₂	-547.1791953	-547.2876407

TABLE XV. Restricted Hartree-Fock energies (RHF for closed shell species and ROHF for open shell) for selected molecules using geometries from Feller *et. al.* [78].

Chem. Theory Comput. **8**, 4441–51 (2012).

- [16] Robert E Thomas, George H Booth, and Ali Alavi, “Accurate Ab initio calculation of ionization potentials of the first-row transition metals with the configuration-interaction quantum Monte Carlo technique.” *Phys. Rev. Lett.* **114**, 033001 (2015).
- [17] Deidre Cleland, George H Booth, Catherine Overy, and Ali Alavi, “Taming the First-Row Diatomics: A Full Configuration Interaction Quantum Monte Carlo Study.” *J. Chem. Theory Comput.* **8**, 4138–52 (2012).
- [18] N. S. Blunt, Simon D. Smart, George H. Booth, and Ali Alavi, “An excited-state approach within full configuration interaction quantum monte carlo,” *J. Chem. Phys.* **143**, 134117 (2015).
- [19] Garnet Kin-Lic Chan and Martin Head-Gordon, “Highly correlated calculations with a polynomial cost algorithm: A study of the density matrix renormalization group,” *J. Chem. Phys.* **116**, 4462 (2002).
- [20] Steven R White and Richard L Martin, “Ab initio quantum chemistry using the density matrix renormalization group,” *J. Chem. Phys.* **110**, 4127 (1999).
- [21] Steven R. White, “Density-matrix algorithms for quantum renormalization groups,” *Phys. Rev. B* **48**, 10345–10356 (1993).
- [22] Roberto Olivares-Amaya, Weifeng Hu, Naoki Nakatani, Sandeep Sharma, Jun Yang, and Garnet Kin-Lic Chan, “The ab-initio density matrix renormalization group in practice,” *J. Chem. Phys.* **142**, 034102 (2015).
- [23] Johannes Hachmann, Jonathan J Dorando, Michael Avilés, and Garnet Kin-Lic Chan, “The radical character of the acenes: a density matrix renormalization group study.” *J. Chem. Phys.* **127**, 134309 (2007).
- [24] Wataru Mizukami, Yuki Kurashige, and Takeshi Yanai, “More π Electrons Make a Difference: Emergence of Many Radicals on Graphene Nanoribbons Studied by Ab Initio DMRG Theory,” *J. Chem. Theory Comput.* **9**, 401–407 (2013).
- [25] Sandeep Sharma, Kantharuban Sivalingam, Frank Neese, and Garnet Kin Lic Chan, “Low-energy spectrum of iron-sulfur clusters directly from many-particle quantum mechanics,” *Nature Chem.* **6**, 927–933 (2014).
- [26] N. M. Tubman and J. McMinis, “Renyi Entanglement Entropy of Molecules: Interaction Effects and Signatures of Bonding,” ArXiv e-prints (2012), [arXiv:1204.4731 \[cond-mat.str-el\]](https://arxiv.org/abs/1204.4731).
- [27] J. McMinis and N. M. Tubman, “Renyi entropy of the interacting fermi liquid,” *Phys. Rev. B* **87**, 081108 (2013).
- [28] B. Swingle, J. McMinis, and N. M. Tubman, “Oscillating terms in the renyi entropy of fermi gases and liquids,” *Phys. Rev. B* **87**, 235112 (2013).
- [29] N. M. Tubman and D. C. Yang, “Calculating the entanglement spectrum in quantum monte carlo with application to ab initio hamiltonians,” *Phys. Rev. B* **90**, 081116 (2014).
- [30] N. M. Tubman and D. ChangMo Yang, “Quantum dissection of a covalent bond with the entanglement spectrum,” ArXiv e-prints (2014), [arXiv:1412.1495 \[cond-mat.str-el\]](https://arxiv.org/abs/1412.1495).
- [31] E.M. Stoudenmire and Steven R. White, “Studying two-dimensional systems with the density matrix renormalization group,” *Annual Review of Cond. Mat. Phys.* **3**, 111–128 (2012).
- [32] U. Schollwöck, “The density-matrix renormalization group,” *Rev. Mod. Phys.* **77**, 259–315 (2005).
- [33] Robert J. Buenker and Sigrid D. Peyerimhoff, “Individualized configuration selection in CI calculations with subsequent energy extrapolation,” *Theor. Chim. Acta* **35**, 33–58 (1974).
- [34] Stefano Evangelisti, Jean-Pierre Daudey, and Jean-Paul Malrieu, “Convergence of an improved {CIPSI} algorithm,” *Chem. Phys.* **75**, 91 – 102 (1983).

- [35] F. Illas, J. Rubio, J. M. Ricart, and P. S. Bagus, "Selected versus complete configuration interaction expansions," *J. Chem. Phys.* **95**, 1877–1883 (1991).
- [36] Emmanuel Giner, Anthony Scemama, and Michel Caffarel, "Fixed-node diffusion monte carlo potential energy curve of the fluorine molecule F_2 using selected configuration interaction trial wavefunctions," *J. Chem. Phys.* **142**, 044115 (2015), <http://dx.doi.org/10.1063/1.4905528>.
- [37] Nadia Ben Amor, Fabienne Bessac, Sophie Hoyau, and Daniel Maynaud, "Direct selected multireference configuration interaction calculations for large systems using localized orbitals," *J. Chem. Phys.* **135**, 014101 (2011).
- [38] Susi Lehtola, Norm M. Tubman, K. Birgitta Whaley, and Martin Head-Gordon, "Cluster decomposition of full configuration interaction wave functions: A tool for chemical interpretation of systems with strong correlation," *The Journal of Chemical Physics* **147**, 154105 (2017), <https://doi.org/10.1063/1.4996044>.
- [39] Shiwei Zhang and Henry Krakauer, "Quantum monte carlo method using phase-free random walks with slater determinants," *Phys. Rev. Lett.* **90**, 136401 (2003).
- [40] Wirawan Purwanto, Shiwei Zhang, and Henry Krakauer, "An auxiliary-field quantum monte carlo study of the chromium dimer," *The Journal of Chemical Physics* **142**, 064302 (2015), <https://doi.org/10.1063/1.4906829>.
- [41] Chia-Chen Chang, Brenda M. Rubenstein, and Miguel A. Morales, "Auxiliary-field-based trial wave functions in quantum monte carlo calculations," *Phys. Rev. B* **94**, 235144 (2016).
- [42] E. Josué Landinez Borda, J. A. Gomez, and M. A. Morales, "Non-Orthogonal Multi-Slater Determinant Expansions in Auxiliary Field Quantum Monte Carlo," ArXiv e-prints (2018), [arXiv:1801.10307](https://arxiv.org/abs/1801.10307) [physics.chem-ph].
- [43] Sandeep Sharma, Adam A. Holmes, Guillaume Jeanmairet, Ali Alavi, and C. J. Umrigar, "Semistochastic heat-bath configuration interaction method: Selected configuration interaction with semistochastic perturbation theory," *Journal of Chemical Theory and Computation* **13**, 1595–1604 (2017), pMID: 28263594, <https://doi.org/10.1021/acs.jctc.6b01028>.
- [44] "Quantum package," (2015).
- [45] Andreas M. Läuchli, Julien Sudan, and Erik S. Sørensen, "Ground-state energy and spin gap of spin 1/2 kagome-heisenberg antiferromagnetic clusters: Large-scale exact diagonalization results," *Phys. Rev. B* **83**, 212401 (2011).
- [46] Konstantinos D. Vogiatzis, Dongxia Ma, Jeppe Olsen, Laura Gagliardi, and Wibe A. de Jong, "Pushing configuration-interaction to the limit: Towards massively parallel mcscf calculations," *The Journal of Chemical Physics* **147**, 184111 (2017), <https://doi.org/10.1063/1.4989858>.
- [47] A. Szabo and N. Ostlund, *Modern Quantum Chemistry* (Dover, 1982).
- [48] Zhengting Gan, Daniel J. Grant, Robert J. Harrison, and David A. Dixon, "The lowest energy states of the group-iiiia group-va heteronuclear diatomics: Bn, bp, aln, and alp from full configuration interaction calculations," *J. Chem. Phys.* **125**, 124311 (2006).
- [49] Zhengting Gan and R.J. Harrison, "Calibrating quantum chemistry: A multi-teraflop, parallel-vector, full-configuration interaction program for the cray-x1," in *Supercomputing, 2005. Proceedings of the ACM/IEEE SC 2005 Conference* (2005) pp. 22–22.
- [50] C. David Sherrill and Henry F. Schaefer III., "The configuration interaction method: Advances in highly correlated approaches," (Academic Press, 1999) pp. 143 – 269.
- [51] Micah L Abrams and C David Sherrill, "Full configuration interaction potential energy curves for the $x\ 1\sigma_g^+$, $b\ 1\delta_g$, and $b'\ 1\sigma_g^+$ states of c 2: a challenge for approximate methods," *The Journal of chemical physics* **121**, 9211–9219 (2004).
- [52] Peter G. Szalay, Thomas Muller, Gergely Gidofalvi, Hans Lischka, and Ron Shepard, "Multiconfiguration self-consistent field and multireference configuration interaction methods and applications," *Chem. Rev.* **112**, 108–181 (2012).
- [53] Charles F. Bender and Ernest R. Davidson, "Studies in configuration interaction: The first-row diatomic hydrides," *Phys. Rev.* **183**, 23–30 (1969).
- [54] Robert J. Buenker, Sigrid D. Peyerimhoff, and Werner Butscher, "Applicability of the multi-reference double-excitation CI (MRD-CI) method to the calculation of electronic wavefunctions and comparison with related techniques," *Mol. Phys.* **35**, 771–791 (1978).
- [55] Robert Roth, "Importance truncation for large-scale configuration interaction approaches," *Phys. Rev. C* **79**, 064324 (2009).
- [56] P. Stampfuß and W. Wenzel, "Improved implementation and application of the individually selecting configuration interaction method," *J. Chem. Phys.* **122**, 024110 (2005).
- [57] P.J. Plauger, Meng Lee, David Musser, and Alexander A. Stepanov, *C++ Standard Template Library*, 1st ed. (Prentice Hall PTR, Upper Saddle River, NJ, USA, 2000).
- [58] Boris Schäling, *The boost C++ libraries* (Boris Schäling, 2011).
- [59] "Hash table benchmark," (2017).
- [60] M. Kokot, S. Deorowicz, and M. Dlugosz, "Even faster sorting of (not only) integers," ArXiv e-prints (2017), [arXiv:1703.00687](https://arxiv.org/abs/1703.00687) [cs.DS].
- [61] "Pattern defeating quicksort," (2016).
- [62] "Verge sort," (2016).
- [63] "Ska sort," (2016).
- [64] D. Musser, "Introspective sorting and selection algorithms," *Journal of Software:Practice and Experience* , 983 (1997).
- [65] "Tim sort," (2002).
- [66] B. Bramas, "Fast Sorting Algorithms using AVX-512 on Intel Knights Landing," ArXiv e-prints (2017), [arXiv:1704.08579](https://arxiv.org/abs/1704.08579) [cs.MS].
- [67] S. Edelkamp and A. Weiß, "BlockQuicksort: How Branch Mispredictions don't affect Quicksort," ArXiv e-prints (2016), [arXiv:1604.06697](https://arxiv.org/abs/1604.06697) [cs.DS].
- [68] M. Axtmann, S. Witt, D. Ferizovic, and P. Sanders, "In-place Parallel Super Scalar Samplesort (IPS⁴o)," ArXiv e-prints (2017), [arXiv:1705.02257](https://arxiv.org/abs/1705.02257) [cs.DC].
- [69] D. Bozidar and T. Dobravec, "Comparison of parallel sorting algorithms," ArXiv e-prints (2015), [arXiv:1511.03404](https://arxiv.org/abs/1511.03404) [cs.DC].
- [70] Nathan Bell and Jared Hoberock, "Thrust: A productivity-oriented library for cuda," in *GPU computing gems Jade edition* (Elsevier, 2011) pp. 359–371.
- [71] "Spectra," (2018).
- [72] "Eigen," (2018).
- [73] Yuki Kurashige and Takeshi Yanai, "High-performance ab initio density matrix renormalization group method: Applicability to large-scale multireference problems for metal compounds," *J. Chem. Phys.* **130**, 234114 (2009).
- [74] "https://github.com/aappleby/smhasher," (2015).
- [75] "https://github.com/rurban/smhasher," (2017).
- [76] Yann Garniron, Anthony Scemama, Pierre-Francois Loos, and Michel Caffarel, "Hybrid stochastic-deterministic calculation of the second-order perturbative contribution of multireference perturbation theory," *The Journal of Chemical Physics* **147**, 034101 (2017), <https://doi.org/10.1063/1.4992127>.

- [77] John A. Pople, Martin Head Gordon, Douglas J. Fox, Krishnan Raghavachari, and Larry A. Curtiss, "Gaussian-1 theory: A general procedure for prediction of molecular energies," *The Journal of Chemical Physics* **90**, 5622–5629 (1989), <https://doi.org/10.1063/1.456415>.
- [78] David Feller, Kirk A. Peterson, and David A. Dixon, "A survey of factors contributing to accurate theoretical predictions of atomization energies and molecular structures," *The Journal of Chemical Physics* **129**, 204105 (2008), <https://doi.org/10.1063/1.3008061>.
- [79] David Feller and Kirk A. Peterson, "Re-examination of atomization energies for the gaussian-2 set of molecules," *The Journal of Chemical Physics* **110**, 8384–8396 (1999), <https://doi.org/10.1063/1.478747>.
- [80] Yihan Shao *et al.*, "Advances in molecular quantum chemistry contained in the Q-Chem 4 program package," *Mol. Phys.* **113**, 184–215 (2015).
- [81] Jeffrey C. Grossman, "Benchmark quantum monte carlo calculations," *The Journal of Chemical Physics* **117**, 1434–1440 (2002), <https://doi.org/10.1063/1.1487829>.
- [82] A. Ma, M. D. Towler, N. D. Drummond, and R. J. Needs, "Scheme for adding electron-nucleus cusps to gaussian orbitals," *The Journal of Chemical Physics* **122**, 224322 (2005), <https://doi.org/10.1063/1.1940588>.
- [83] Narbe Mardirossian and Martin Head-Gordon, "Thirty years of density functional theory in computational chemistry: an overview and extensive assessment of 200 density functionals," *Molecular Physics* **115**, 2315–2372 (2017).
- [84] Diptarka Hait and Martin Head-Gordon, "How accurate is density functional theory at predicting dipole moments? an assessment using a new database of 200 benchmark values," *Journal of chemical theory and computation* **14**, 1969–1981 (2018).
- [85] Krishnan Raghavachari, Gary W Trucks, John A Pople, and Martin Head-Gordon, "A fifth-order perturbation comparison of electron correlation theories," *Chem. Phys. Lett.* **157**, 479–483 (1989).
- [86] S. Guo, Z. Li, and G. Kin-Lic Chan, "An efficient stochastic algorithm for the perturbative density matrix renormalization group in large active spaces," *ArXiv e-prints* (2018), [arXiv:1803.09943](https://arxiv.org/abs/1803.09943) [physics.chem-ph].
- [87] S. Guo, Z. Li, and G. Kin-Lic Chan, "A Perturbative Density Matrix Renormalization Group Algorithm for Large Active Spaces," *ArXiv e-prints* (2018), [arXiv:1803.07150](https://arxiv.org/abs/1803.07150) [physics.chem-ph].