

Enhancement of cooperation by giving high-degree neighbors more help

Han-Xin Yang^{1,2} and Zhi-Xi Wu³

¹Department of Physics, Fuzhou University, Fuzhou 350116, China

²Center for Discrete Mathematics, Fuzhou University, Fujian, 350116, China

³Institute of Computational Physics and Complex Systems, Lanzhou University, Lanzhou, Gansu 730000, People's Republic of China

E-mail: ¹hxyang01@gmail.com

E-mail: ³eric0724@gmail.com

Abstract. In this paper, we study the effect of preferential assistance on cooperation in the donation game. Cooperators provide benefits to their neighbors at some costs. Defectors pay no cost and do not distribute any benefits. The total contribution of a cooperator is fixed and he/she distributes his/her contribution unevenly to his/her neighbors. Each individual is assigned a weight that is the power of its degree, where the exponent α is an adjustable parameter. The amount that cooperator i contributes to a neighbor j is proportional to j 's weight. Interestingly, we find that there exists an optimal value of α (which is positive), leading to the highest cooperation level. This phenomenon indicates that, to enhance cooperation, individuals could give high-degree neighbors more help, but only to a certain extent.

PACS numbers: 02.50.Le, 89.75.Hc

Contents

1	Introduction	2
2	Model	3
3	Results and analysis	3
4	Conclusions	8

1. Introduction

Evolutionary game theory has been frequently employed as the theoretical framework to explain the emergence of cooperation among selfish individuals [1]. One of the most used game model is the prisoner's dilemma game (PDG) [2]. In PDG played by two individuals, each one simultaneously decides whether to cooperate or to defect. They both receive R upon mutual cooperation and P upon mutual defection. If one cooperates but the other defects, the defector gets the payoff T , while the cooperator gains the payoff S . The payoff rank for PDG is $T > R > P > S$. With the rapid development of network science, studies of PDG and other game models are implemented on various networks [3, 4, 5, 6, 7, 8], including regular lattices [9, 10, 11, 12, 13, 14, 15, 16], random graphs [17, 18], small-world networks [19], scale-free networks [20, 21, 22, 23, 24, 25], multiplex networks [26, 27] and so on. For a given network, nodes represent individuals and links reflect social relationships. Individuals play the PDG with their direct neighbors.

An important special case of the PDG is the so-called donation game, where a cooperator provides a benefit b to the other player at his/her cost c , with $0 < c < b$. A defector pays no cost and does not distribute any benefits. Thus, the payoff parameters in the donation game are $T = b$, $R = b - c$, $P = 0$, and $S = -c$. Ohtsuki *et. al.* discovered that natural selection favors cooperation if the benefit-to-cost b/c exceeds the average number of neighbors [28]. Allen *et. al.* provided a solution for weak selection that applies to any network and found that cooperation flourishes most in societies which are based on strong pairwise ties [29]. Wu *et. al.* investigated impact of heterogeneous activity and community structure on the donation game [30]. Hilbe *et. al.* showed that in large, well-mixed populations, extortion strategies can play an important role, but only as catalyzers for cooperation and not as a long-term outcome [31]. Szolnoki and Perc found that extortion is evolutionarily stable in structured populations if the strategy updating is governed by a myopic best response rule [32]. Xu *et. al.* discovered that extortion strategies can act as catalysts to promote the emergence of cooperation in structured populations via different mechanisms [33].

In previous studies of the spatial donation game, a cooperator treats all neighbors equally and contributes to each neighbor with the same cost. However, in real life, an individual usually has a preference for somebody and provides more benefit to him/her.

An example is that altruistic act happens more frequently among genetic relatives [34]. In this paper, we propose a heterogeneous donation game in which a cooperator helps one of his/her neighbors with the cost proportional to the neighbor's weight. We assign each individual i a weight k_i^α , where k_i is i 's degree and α is an adjustable parameter. We have found that, the cooperation level can be maximized at an optimal value of α .

2. Model

A cooperator i provides a benefit rc_{ij} to a neighbor j at a cost c_{ij} , where r is the benefit-to-cost ratio. For simplicity, we assume that r is the same for all pair interactions. The total cost of cooperator i is

$$c_i = \sum_{j \in \Omega_i} c_{ij}, \quad (1)$$

where the sum runs over all the direct neighbors of i (this set is indicated by Ω_i). A defector pays no cost and does not distribute any benefits.

Each individual i is assigned a weight k_i^α , where k_i is i 's degree and α is an adjustable parameter. For a fixed c_i , cooperator i helps one of its neighbors j with a cost c_{ij} proportional to j 's weight

$$c_{ij} = c_i \frac{k_j^\alpha}{\sum_{l \in \Omega_i} k_l^\alpha}. \quad (2)$$

For $\alpha > 0$ (< 0), cooperators give high-degree (low-degree) neighbors more help. In the case of $\alpha = 0$, a cooperator provides the same benefit to each neighbor.

The payoff of individual i is given by

$$M_i = -c_i s_i + r \sum_{j \in \Omega_i} c_{ji} s_j, \quad (3)$$

where $s_i = 1$ if i is a cooperator and $s_i = 0$ if i is a defector. Note that the donation is not symmetric, i.e., $c_{ij} \neq c_{ji}$.

After each time step, all individuals synchronously update their strategies as follows. Each individual i randomly chooses a neighbor j and adopts j 's strategy with the probability [35]

$$W(s_i \leftarrow s_j) = \frac{1}{1 + \exp[(M_i - M_j)/\beta]}, \quad (4)$$

where the parameter β (> 0) characterizes noise to permit irrational choices. As the noise β decreases, the individuals become more rational, i.e., they follow the strategies of neighbors who have obtained higher payoffs with greater probabilities.

3. Results and analysis

We carry out our model in Barabási-Albert (BA) scale-free network [36] with size $N = 5000$. Without loss of generality, we assume that each cooperator pays the same

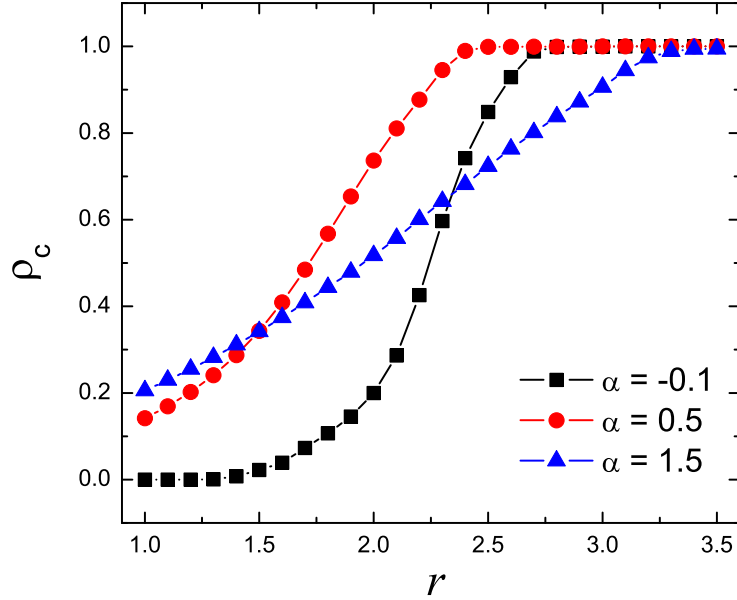


Figure 1. (Color online) The fraction of cooperators ρ_c as a function of the benefit-to-cost ratio r for different values of α . The average degree $\langle k \rangle = 10$ and the noise $\beta = 0.5$. For each α , ρ_c increases to 1 as r increases.

total cost ($c_i = 1$ for any cooperator i). Initially, the two strategies, cooperation and defection, are randomly distributed among the individuals with the equal probability $1/2$. The equilibrium fraction of cooperators ρ_c is obtained by averaging over the last 10^4 Monte Carlo time steps from a total of 10^5 steps. Each data point results from 20 different network realizations with 10 runs for each realization.

Figure 1 shows the fraction of cooperators ρ_c as a function of the benefit-to-cost ratio r for different values of α . One can see that for each value of α , ρ_c increases to 1 as r increases. For a small value of α (e.g., $\alpha = -0.1$), cooperators die out when r is close to 1. However, for a large value of α (e.g., $\alpha = 0.5$ or $\alpha = 1.5$), cooperators can still survive, even if $r = 1$.

Figure 2 shows the dependence of ρ_c on α . One can see that for fixed values of other parameters, there exists an optimal value of α (denoted as α_{opt}), leading to the maximal ρ_c . The value of α_{opt} is not fixed. From the insets of Fig. 2, one can see that α_{opt} decreases as r increases, but increases as the average degree $\langle k \rangle$ or the noise β increases. Moreover, α_{opt} is positive (around 0.6), indicating that cooperation can be optimally enhanced if individuals give large-degree neighbors more help, but only to a certain extent.

To explain the nonmonotonic behavior displayed in Fig. 2, we study an individual's payoff as a function of its degree. The theoretical analysis is provided as follow.

The cost that a cooperator j helps one of its neighbors i can be calculated as

$$c_{ji} = \frac{k_i^\alpha}{\sum_{l \in \Omega_j} k_l^\alpha} = \frac{k_i^\alpha}{k_j \sum_{k_l=k_{min}}^{k_{max}} P(k_l|k_j) k_l^\alpha}, \quad (5)$$

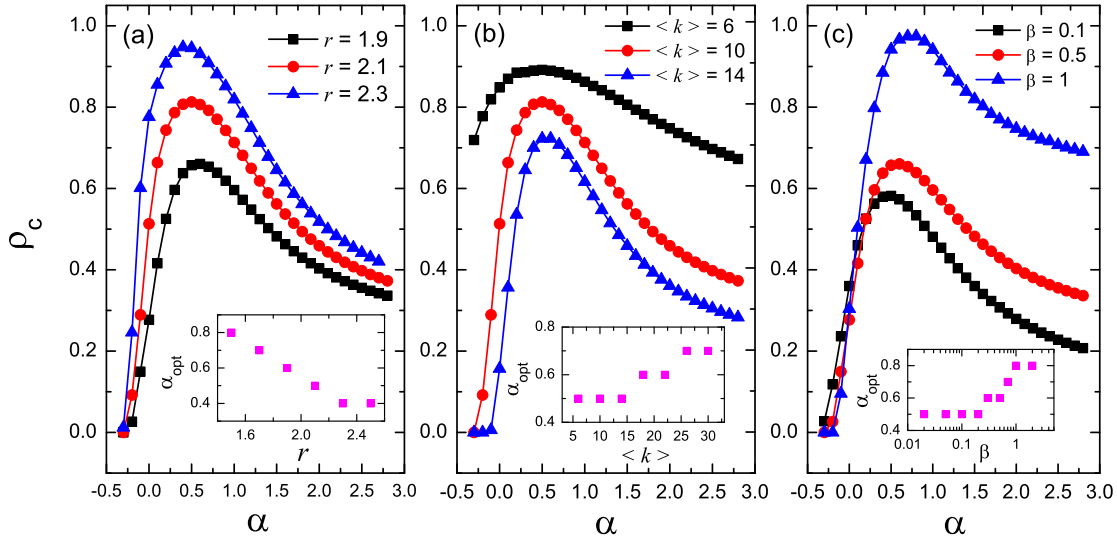


Figure 2. (Color online) The fraction of cooperators ρ_c as a function of α for different values of (a) the benefit-to-cost ratio r , (b) the average degree $\langle k \rangle$ and (c) the noise β , respectively. For (a), $\langle k \rangle = 10$ and $\beta = 0.5$. For (b), $r = 2.1$ and $\beta = 0.5$. For (c), $r = 1.9$ and $\langle k \rangle = 10$. For fixed values of other parameters, there exists an optimal value of α (denoted as α_{opt}), leading to the maximal ρ_c . The insets show the dependence of α_{opt} on r , $\langle k \rangle$ and β respectively.

where $P(k_l|k_j)$ is the conditional probability that a node of degree k_j has a neighbor of degree k_l , k_{min} and k_{max} are the minimum and maximum node degrees of the network. Since BA networks have negligible degree-degree correlation [37], we have approximately

$$P(k_l|k_j) = k_l P(k_l) / \langle k \rangle, \quad (6)$$

where $P(k_l)$ is the degree distribution of BA networks. Substituting Eq. (6) into Eq. (5), we obtain

$$c_{ji} = \frac{k_i^\alpha \langle k \rangle}{k_j \langle k^{\alpha+1} \rangle}. \quad (7)$$

According to Eq. (3) and the mean-field theory, we can write the payoff M_i as

$$\begin{aligned} M_i &= -\rho_c + r\rho_c \sum c_{ji} \\ &= -\rho_c + r\rho_c k_i \sum_{k_j=k_{min}}^{k_{max}} P(k_j|k_i) c_{ji}. \end{aligned} \quad (8)$$

Substituting Eqs. (6) and (7) into Eq. (8), we obtain

$$M_i = -\rho_c + \frac{r\rho_c k_i^{\alpha+1}}{\langle k^{\alpha+1} \rangle}. \quad (9)$$

From Eq. (9), one can find that for $\alpha > -1$ (< -1), higher-degree (lower-degree) individuals gain higher payoffs. In the case of $\alpha = -1$, individuals with different degree classes have the same payoffs.

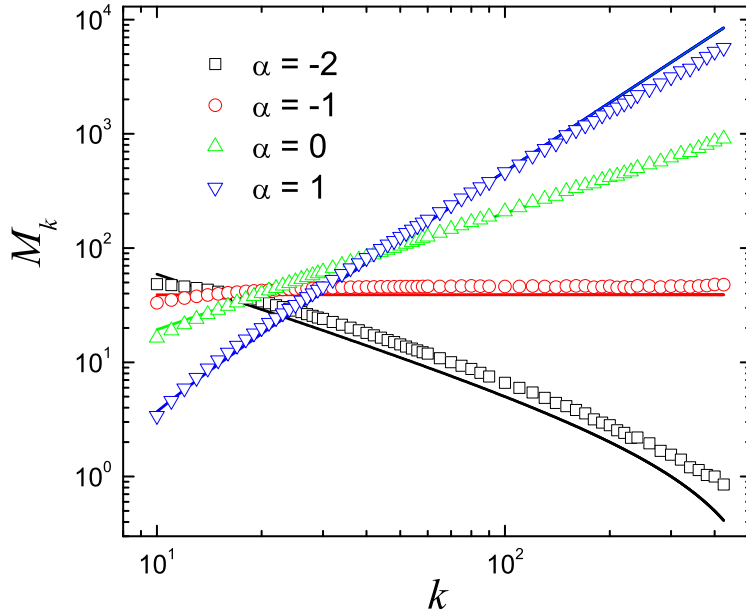


Figure 3. (Color online) The payoff M_k as a function of degree k for different values of α . The benefit-to-cost ratio $r = 40$ and the average degree $\langle k \rangle = 20$. All individuals are set to be cooperators. The data point are simulation results and the solid curves are theoretical results from Eq. (9).

The quantity $\langle k^{\alpha+1} \rangle$ can be calculated as $\langle k^{\alpha+1} \rangle = \int_{k_{min}}^{k_{max}} k^{\alpha+1} P(k) dk$, where the degree distribution of BA networks is $P(k) = 2k_{min}^2 k^{-3}$ [37] and the maximum node degree of the network is about $k_{max} = k_{min} \sqrt{N}$ [38]. After calculating the integral, we obtain $\langle k^2 \rangle = k_{min}^2 \ln N$ and $\langle k^{\alpha+1} \rangle = 2k_{min}^{\alpha+1} (N^{\frac{\alpha-1}{2}} - 1) / (\alpha - 1)$ (for $\alpha \neq 1$). From Fig. 3, one can see that the theoretical and numerical results are consistent.

For very small values of α , lower-degree individuals gain more payoffs. Besides, the scale-free network is mainly composed of low-degree nodes. In this case, strategies of low-degree individuals play important roles in the evolution of cooperation. Note that cooperators gain less payoff than defectors in the same degree class. Thus, the whole network will gradually fall into the state of full defection due to the presence of abundant low-degree defectors. For large values of α , high-degree individuals (so-called hubs) reap massive profits and gradually become cooperators [20, 21]. These hubs and some of their neighbors will form a cooperator cluster [39]. Within the cluster, cooperators can assist each other and the benefits of mutual cooperation outweigh the losses against the outside defectors. However, for very large α , most individuals inside the cooperator cluster gain nothing since almost all benefits are allocated to large-degree individuals. In this case, low-degree cooperators have negative payoffs since they have to pay the cost of cooperation. On the contrary, the payoffs of defectors are positive. As a result, for very large α , the cooperator cluster is vulnerable to the invasion of defectors and become difficult to expand. Combining the results of the two limits of α , the highest cooperation level should be achieved for some intermediate values of α .

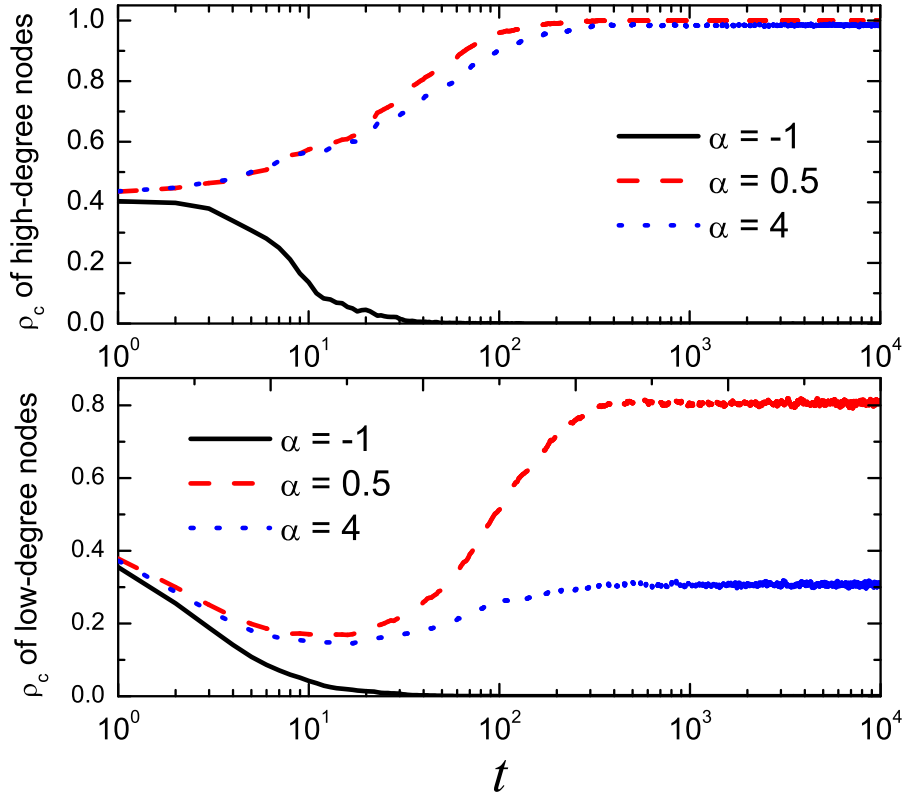


Figure 4. (Color online) Time series of the cooperator density ρ_c for high-degree nodes (top panel) and low-degree nodes (bottom panel) respectively. The average degree $\langle k \rangle = 10$, the benefit-to-cost ratio $r = 2.1$ and the noise $\beta = 0.5$. Without loss of generality, nodes with $k > 40$ ($k \leq 40$) are divided into the high-degree (low-degree) class. For $\alpha = -1$, both kinds of nodes gradually become defectors. For $\alpha = 0.5$, with time all high-degree nodes become cooperators and most low-degree nodes choose cooperation. For $\alpha = 4$, although all high-degree nodes finally become cooperators, most low-degree nodes choose defection in the equilibrium state.

To confirm the above analysis, we divide nodes into two classes: high-degree and low-degree ones. Then we study the time evolution of the cooperation density for high-degree and low-degree nodes respectively. From Fig. 4, one can see that, for a small value of α (e.g., $\alpha = -1$), the cooperator density for both kinds of nodes decreases to 0 as time evolves. For a larger value of α (e.g., $\alpha = 0.5$ or $\alpha = 4$), the cooperator density for high-degree nodes increases to 1 while the cooperator density for low-degree nodes first decreases and then increases to a steady value. For $\alpha = 0.5$, low-degree nodes inside the cooperator cluster can gain enough payoffs to resist the invasion of defectors, leading to a high value of the cooperator density (about 0.8) in the stable state. For $\alpha = 4$, low-degree nodes get little benefit and are vulnerable to the attack of defectors, resulting in a low cooperation level (about 0.3) in the equilibrium state.

Next, we study the cooperator density $\rho_c(k)$ in the steady state as a function of degree k for different values of α . From Fig. 5, one can see that for a small value of

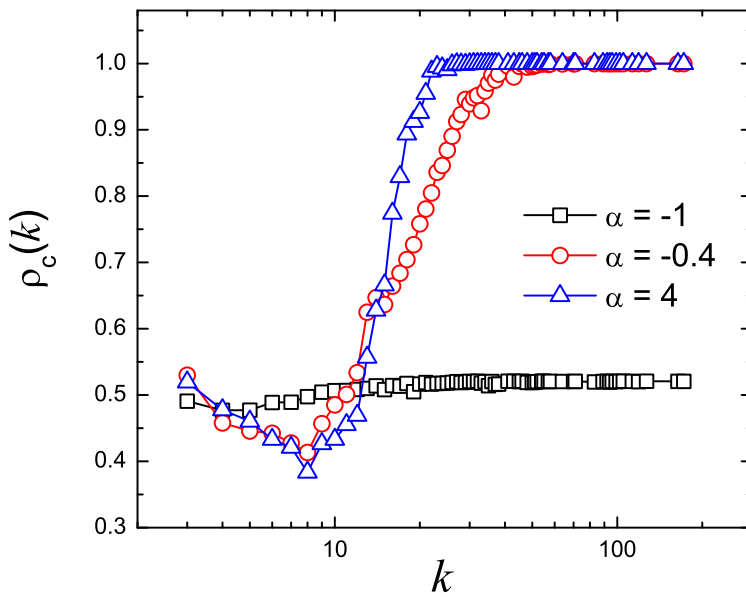


Figure 5. (Color online) The cooperator density $\rho_c(k)$ in the steady state as a function of degree k for different values of α . For each value of α , the fraction of cooperators in the equilibrium state $\rho_c = 0.5$, the average degree $\langle k \rangle = 6$ and the noise $\beta = 0.5$. For $\alpha = -1$, the benefit-to-cost ratio $r = 3.95$. For $\alpha = -0.4$, $r = 1.89$. For $\alpha = 4$, $r = 1.78$. For a very small values of α (e.g., $\alpha = -1$), $\rho_c(k)$ is almost independent of degree k . For a large value of α (e.g., $\alpha = -0.4$ or 4), high-degree nodes are occupied by cooperators and $\rho_c(k)$ is minimized for medium-degree nodes.

α (e.g., $\alpha = -1$), $\rho_c(k)$ is almost the same for different values of k . For a larger value of α (e.g., $\alpha = -0.4$ or $\alpha = 4$), almost all high-degree individuals become cooperators while some low-degree individuals still choose defection. Here, we also find that $\rho_c(k)$ is minimized for medium-degree individuals. Such phenomenon has been observed in the weak prisoner's dilemma game [40].

In the above studies, we assume that each cooperator contributes the same total cost $c_i = 1$. To validate the universality of the enhancement of cooperation by preferential assistance, we consider a case in which the total cost of a cooperator is not a constant but proportional to its degree, i.e., $c_i = k_i$. In this case, there also exists an optimal value of α , leading to the highest cooperation level, as shown in Fig. 6.

4. Conclusions

In conclusion, we have found that cooperation can be promoted when cooperators contribute more to high-degree neighbors, but only to some extent. In this case, high-degree individuals are proved to have high payoffs and act as cooperators. These hubs and some of their neighbors form a cooperator cluster, within which cooperators can assist each other and the benefits of mutual cooperation outweigh the losses against defectors. The above finding is robust with respect to different values of the benefit-

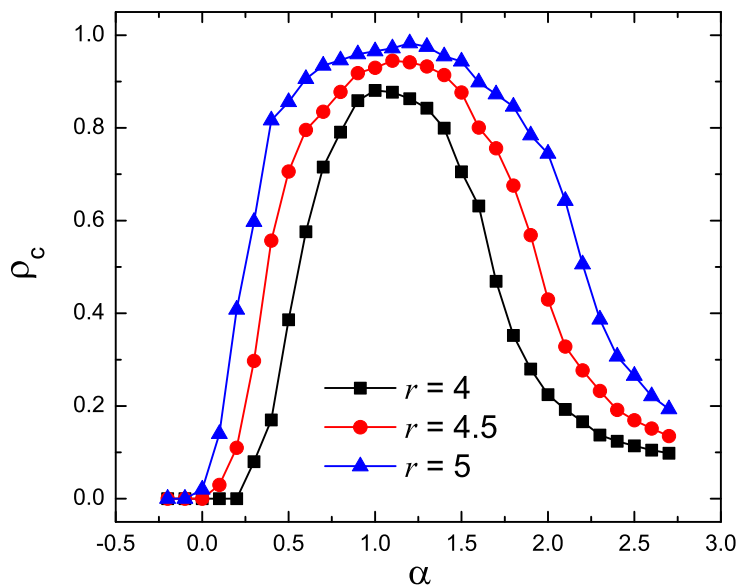


Figure 6. (Color online) The fraction of cooperators ρ_c as a function of α for different values of the benefit-to-cost ratio r . The average degree $\langle k \rangle = 6$ and the noise $\beta = 0.5$. The total cost of each cooperator is equal to its degree, i.e., $c_i = k_i$. For each r , ρ_c is maximized at an optimal value of α .

to-cost ratio, different kinds of network structure, different levels of the noise to permit irrational choices, and different choices of the total cost of a cooperator.

The heterogeneous resource allocation has also been considered in other kinds of game models such as the public goods game. Huang *et. al.* found that cooperation can be enhanced if individuals invest more to smaller groups [41]. Meloni *et. al.* allowed individuals to redistribute their contribution according to what they earned from the given group in previous rounds [42]. Their results showed that not only a Pareto distribution for the payoffs naturally emerges but also that if players do not invest enough in one round they can act as defectors even if they are formally cooperators. Note that the donation game and the public goods game are based on pair interactions and group interactions respectively. Together Refs. [41, 42] and our work offer a deeper understanding of the impact of the heterogeneous resource allocation on the evolution of cooperation.

Acknowledge

This work was supported by the National Science Foundation of China (Grant Nos. 61773121, 61403083, 11575072 and 11475074), and the fundamental research funds for the central universities (Grant No. lzujbky-2017-172).

References

- [1] Nowak M A 2006 *Evolutionary Dynamics: Exploring the Equations of Life* (Cambridge MA: Harvard University Press)
- [2] Axelrod R 1984 *The Evolution of Cooperation* (New York: Basic Books)
- [3] Szabó G and Fáth G 2007 Phys. Rep. **446** 97
- [4] Perc M, Gómez-Gardeñes J, Szolnoki A, Floría L M and Moreno Y 2013 J R Soc. Interface **10** 20120997
- [5] Wang Z, Wang L, Szolnoki A and Perc M 2015 Eur. Phys. J. B **88** 124
- [6] Perc M, Jordan J J, Rand D G, Wang Z, Boccaletti S and Szolnoki A 2017 Phys. Rep. **687** 1
- [7] Mazzoli M and Sánchez A 2017 J. Stat. Mech. 113403
- [8] Sánchez A 2018 J. Stat. Mech. 024001
- [9] Hauert C and Doebeli M 2004 Nature (London) **428** 643
- [10] Traulsen A and Claussen J C 2004 Phys. Rev. E **70** 046128
- [11] Helbing D, Szolnoki A, Perc M and Szabó G 2010 New J. Phys. **12** 083005
- [12] Amaral M A, Wardil L, Perc M and da Silva J K L 2016 Phys. Rev. E **93** 042304
- [13] Amaral M A, Wardil L, Perc M and da Silva J K L 2016 Phys. Rev. E **94** 032317
- [14] Amaral M A, Perc M, Wardil L, Szolnoki A, da Silva Júnior E J and da Silva J K L 2017 Phys. Rev. E **95** 032307
- [15] Szolnoki A and Perc M 2017 Phys. Rev. X **7** 041027
- [16] Szolnoki A and Perc M 2018 New J. Phys. **20** 013031
- [17] Fu F, Wang L, Nowak M A and Hauert C 2009 Phys. Rev. E **79** 046707
- [18] Dall'Asta L, Marsili M and Pin P 2012 Proc. Natl. Acad. Sci. USA **109** 4395
- [19] Chen X and Wang L 2008 Phys. Rev. E **77** 017103
- [20] Santos F C and Pacheco J M 2005 Phys. Rev. Lett. **95** 098104
- [21] Santos F C, Santos M D and Pacheco J M 2008 Nature (London) **454** 213
- [22] Perc M 2009 New J. Phys. **11** 033027
- [23] Gracia-Lázaro C, Ferrer A, Ruiz G, Tarancó A, Cuesta J A, Sánchez A and Moreno Y 2012, Proc. Natl. Acad. Sci. USA **109** 12922
- [24] Szolnoki A and Perc M 2016 EPL **113** 58004
- [25] Aleta A, Meloni S, Perc M and Moreno Y 2016 Phys. Rev. E **94** 062315
- [26] Wang Z, Szolnoki A and Perc M 2014 New J. Phys. **16** 033041
- [27] Battiston F, Perc M and Latora V 2017 New J. Phys. **19** 073017
- [28] Ohtsuki H, Hauert C, Lieberman E and Nowak M A 2006 Nature (London) **441** 502
- [29] Allen B, Ippner G, Chen Y-T, Fotouhi B, Momeni N, Yau S-T and Nowak M A 2017 Nature (London) **544** 227
- [30] Wu Z-X, Rong Z and Yang H-X 2015 Phys. Rev. E **91**, 012802
- [31] Hilbe C, Nowak M A and Sigmund K 2013 Proc. Natl. Acad. Sci. USA **110**, 6913
- [32] Szolnoki A and Perc M 2014 Phys. Rev. E **89** 022804
- [33] Xu X, Rong Z, Wu Z-X, Zhou T and Tse C K 2017 Phys. Rev. E **95** 052302
- [34] Hamilton W D 1964 J. Theor. Biol. **7** 1
- [35] Szabó G and Töke C 1998 Phys. Rev. E **58** 69
- [36] Barabási A-L and Albert R 1999 Science **286** 509
- [37] Albert R and Barabási A-L 2002 Rev. Mod. Phys. **74** 47
- [38] Cohen R, Erez K, ben-Avraham D and Havlin S 2001 Phys. Rev. Lett. **86** 3682
- [39] Gómez-Gardeñes J, Campillo M, Floría L M and Moreno Y 2007 Phys. Rev. Lett. **98** 108103
- [40] Assenza S, Gómez-Gardeñes J and Latora V 2008 Phys. Rev. E **78** 017101
- [41] Huang Z-G, Wu Z-X, Wu A-C, Yang L and Wang Y-H 2008 EPL **84** 50008
- [42] Meloni S, Xia C-Y and Moreno Y 2017 R. Soc. Open Sci. **4** 170092