

Relativistic motion under constant force: velocity and acceleration behavior

Jhonnatan G. Pereira, Victor E. Mouchrek-Santos, Manoel M. Ferreira Jr

*Departamento de Física, Universidade Federal do Maranhão (UFMA),
Campus Universitário do Bacanga, São Luís-MA, 65085-580 - Brasil**

In relativistic dynamics, force and acceleration are no longer parallel. In this article, we revisit the relativistic motion of a particle under the action of a constant force, \mathbf{f} . For a two-dimensional motion, the final velocity in each axis is $(f_i/f)c$, independently of the initial velocities, yielding an asymptotic velocity always parallel to the force. The particular case in which the force is applied in a single axis is analyzed in detail, with the behavior of velocity and acceleration being exhibited for several configurations. Some previous results of the literature concerning velocity and acceleration behavior are improved and better explored. Differently from which was previously claimed, it is shown that a negative acceleration component can exist in the direction of the biggest force component and that acceleration does not decrease monotonically to zero.

PACS numbers:

I. INTRODUCTION

In relativistic dynamics [1],[2],[3],[4], the usual concept of mass needs to be changed in order to preserve conservation of linear momentum, in such a way it becomes a function of velocity, $m(\mathbf{v}) = m_0\gamma(\mathbf{v})$, with $\gamma(\mathbf{v}) = 1/\sqrt{1 - \mathbf{v}^2/c^2}$. The 3-momentum and energy are accordingly redefined, $\mathbf{p} = m(\mathbf{v})\mathbf{v}$, $E = m_0\gamma(\mathbf{v})c^2$, with the 3-force given as $\mathbf{f} = d\mathbf{p}/dt$, or $\mathbf{f} = m\mathbf{a} + \dot{m}\mathbf{v}$. Relativistic dynamics has been studied in several interesting respects, involving methods for deriving force and momentum transformations [5],[6],[7], relativistic mass [8], and the description of relativistic collisions [9], [10].

The mass dependence on the velocity yields $\dot{m} = m_0\dot{\gamma} = m\gamma^2(\mathbf{v} \cdot \mathbf{a})/c^2$ ($\dot{m} = dm/dt$), so that the relativistic 3-force presents two components,

$$\mathbf{f} = m\mathbf{a} + m\gamma^2(\mathbf{v} \cdot \mathbf{a})\mathbf{v}/c^2, \quad (1)$$

one in the direction of acceleration, other parallel to velocity, becoming the force, in general, no longer parallel to the acceleration engendered by itself. This is a relativistic feature with no analogue in Newtonian dynamics, opening a diversity of dynamic scenarios very different from the usual ones. Taking the internal product of the force \mathbf{f} with \mathbf{v} , in eq. (1), it results $(\mathbf{f} \cdot \mathbf{v}) = m\gamma^2(\mathbf{v} \cdot \mathbf{a})$. Thus, eq. (1) can be rewritten as:

$$\mathbf{f} = m\mathbf{a} + (\mathbf{f} \cdot \mathbf{v})\mathbf{v}/c^2. \quad (2)$$

Taking the internal product of eq. (2) with force, it implies $\mathbf{f}^2 - m(\mathbf{a} \cdot \mathbf{f}) = (\mathbf{f} \cdot \mathbf{v})^2/c^2$. Since $(\mathbf{f} \cdot \mathbf{v})^2/c^2 \leq \mathbf{f}^2$, one has $(\mathbf{a} \cdot \mathbf{f}) > 0$, revealing that \mathbf{a}

and \mathbf{f} define an acute angle, as demonstrated in Ref. [11]. Another contribution investigated the orientation of the acceleration components relative to the force and its dependence on the system of reference [12].

One of the first studies examining the intricate relation between force and acceleration in relativistic dynamics is due to Tolman [13], which investigated the condition to have acceleration only in one axis. Tolman noticed that applying force in one direction causes acceleration in this axis and mass increases. Since the 3-momentum is conserved in the direction where there is no applied force, the velocity in that direction should decrease in order to assure a constant momentum. The x and y components of eq. (1) are

$$f_x = ma_x + m\gamma^2(v_x a_x + v_y a_y)v_x/c^2, \quad (3)$$

$$f_y = ma_y + m\gamma^2(v_x a_x + v_y a_y)v_y/c^2. \quad (4)$$

Supposing an applied force in two dimensions, $\mathbf{f} = (f_x, f_y)$, for acceleration only in the y-axis, $a_x = 0$, Tolman wrote the ratio,

$$\frac{f_x}{f_y} = \frac{\gamma^2 v_y v_x / c^2}{1 + \gamma^2 v_y^2 / c^2} = \frac{v_y v_x}{c^2 - v_x^2}, \quad (5)$$

which states the relation to be fulfilled to guarantee $a_x = 0$, involving force applied in both axis. Tolman also observed [14] the existence of two situations where force and acceleration remain parallel: (i) when force is applied longitudinally to the direction of the motion ($\mathbf{f} \parallel \mathbf{v}$), (ii) when force is applied in a direction orthogonal to the velocity of the particle, making it describe a circular motion ($\mathbf{f} \perp \mathbf{v}$). In both situations, the initial geometrical configuration is maintained in time: the force is kept parallel to acceleration as the motion evolves. For force parallel to velocity, eq. (2) provides $\mathbf{f} = m_{\parallel}\mathbf{a}$, with $m_{\parallel} = m_0\gamma^3$ being the longitudinal mass; for force orthogonal to velocity, it holds $\mathbf{f} = m_{\perp}\mathbf{a}$, where $m_{\perp} = m_0\gamma$ is orthogonal mass, with $(m_{\perp} < m_{\parallel})$.

*Electronic address: jhonnatangomes05@gmail.com, victor_mouchrek@hotmail.com, manoeljr.ufma@gmail.com

In most relativistic scenarios, force and velocity are not parallel. The richness of these situations was already addressed in some respects [11]. One of the remarkable consequences is the existence of a negative acceleration component [12],[16], in two-dimensional systems with force applied in both orthogonal axis, $f_x > 0, f_y > 0$. This motion was examined by plotting the value of the ratio a_y/a_x for several values of velocity (v_x and v_y) in the interval $[0, \sqrt{c^2/2}]$, for different values of the ratio $R = f_x/f_y$ [16]. A similar analysis was developed in three dimensions [15], so that the ratios a_x/a_y and a_z/a_y were plotted for values of velocities v_x, v_y and v_z in the interval $[0, \sqrt{c^2/3}]$, for different values of the ratios $R_1 = f_x/f_y, R_2 = f_y/f_z$. These authors asserted that the negative acceleration appears in the direction where the applied force is smaller, which is not always true, however. This kind of analysis, based on the ratio $R = f_x/f_y$, is restricted in some respects, namely: (i) the components of velocity are made equal ($v_x = v_y$) all the time in order to simplify the analysis, which exclude interesting situations where the velocities differ from each other; (ii) the behavior of the velocity components is not properly discussed; (iii) by studying the ratio between accelerations, it is not clear what happens with each acceleration component.

In this work, we reassess the description of a two dimensional relativistic motion under the action of a constant force, combining two different approaches, an analytical and numerical procedure, in order to shed light on the three main aspects highlighted above, which remain barely discussed until this moment.

II. TWO-DIMENSIONAL MOTION OF A PARTICLE UNDER THE ACTION OF A RELATIVISTIC 3-FORCE

In this section, we develop an analysis that goes beyond the aspects scrutinized in the previous works about force and acceleration in special relativity [16], [15]. Remembering that $\mathbf{f} = (f_x, f_y) = (d\mathbf{p}_x/dt, d\mathbf{p}_y/dt)$, and regarding the case the force is constant, one achieves

$$p_x(t) = p_{0x} + f_x t, \quad (6)$$

$$p_y(t) = p_{0y} + f_y t, \quad (7)$$

in which p_{0x} and p_{0y} are the initial x and y components of momentum, respectively. Knowing that the particle velocity is $\mathbf{v} = c^2 \mathbf{p}/E$, where \mathbf{p} is the 3-momentum and $E = \sqrt{m_0^2 c^4 + \mathbf{p}^2 c^2}$ is the relativistic energy, with $\mathbf{p}^2 = p_x^2 + p_y^2$, the velocity components are given as

$$v_i(t) = \frac{(p_{0i} + f_i t) c^2}{\sqrt{m_0^2 c^4 + \mathbf{p}^2 c^2}}, \quad (8)$$

where $i = 1, 2$ for x and y components. The direction of the force is given by the angle θ it forms with the x -axis, where $\tan \theta = f_y/f_x$. In the same way, the velocity of the particle points in the direction of the α angle, written as

$$\tan \alpha = \frac{v_y}{v_x} = \frac{p_{0y} + f_y t}{p_{0x} + f_x t}. \quad (9)$$

In the asymptotic limit ($t \rightarrow \infty$), eq. (9) tends to f_y/f_x , therefore $\alpha \rightarrow \theta$: the direction of the velocity approaches asymptotically the direction of the applied force. It is thus demonstrated that the velocity will always tend to be parallel to force after a long enough time. If the same limit $t \rightarrow \infty$ is applied to the velocity components (8), we attain the following asymptotic values:

$$v_x(\infty) = \frac{f_x c}{f}, \quad v_y(\infty) = \frac{f_y c}{f}, \quad (10)$$

where $f = \sqrt{f_x^2 + f_y^2}$ is the 3-force magnitude. Eq. (10) shows that the final value of the velocity is always c , that is, $v(\infty) = \sqrt{v_x^2(\infty) + v_y^2(\infty)} = c$. Further, the final velocity in each axis, $(f_i/f)c$, depends on the value of the corresponding component of force, independently of the initial velocities. If there is force applied only in one axis, the final velocity in this axis will be equal to c , being null in the other axis. The cases where there is force in only one axis are well appropriate to demonstrate the manifestation of the negative acceleration component, and will be discussed in the next sections.

A. Velocity behavior

A particle of rest mass m_0 , with initial velocity $\mathbf{v}_0 = (v_{0x}, v_{0y})$, when accelerated under the action of a constant 3-force $\mathbf{f} = (f_x, f_y)$, reaches asymptotic velocity components equal to $(f_i/f)c$ with f_i being the force component in the i -axis. We know the initial and final velocities, but some aspects of the motion evolution need to be better elucidated and discussed. As observed by Tolman [13],[14], if a force is applied in a single direction, there will appear a (negative) acceleration in the orthogonal axis. The situation ($f_x > 0, f_y = 0$), corresponding to $R = \infty$, was in principle depicted in the graph of Ref. [16], showing the existence of negative acceleration in the

y-axis. No additional details were explored, though, and are the goal of the present work.

Consider Eq. (2), written for the acceleration components:

$$a_x = \frac{1}{m} [f_x(1 - v_x^2/c^2) - f_y v_x v_y/c^2], \quad (11)$$

$$a_y = \frac{1}{m} [f_y(1 - v_y^2/c^2) - f_x v_x v_y/c^2]. \quad (12)$$

Now, we specify the case where force is applied only along the y-axis, $\mathbf{f} = (0, f_y)$, with $f_y > 0$, because this choice allows us to notice clearly the effects of negative acceleration. Eq. (10) shows that the particle will be progressively accelerated in the y-axis, having asymptotic velocity $v_y(\infty) = c$, while its component v_x decreases, tending to zero. For this situation Eqs. (11) and (12) simplify to:

$$\frac{dv_x}{dt} = -\frac{f_y v_x v_y}{mc^2}, \quad (13)$$

$$\frac{dv_y}{dt} = \frac{f_y(1 - v_y^2/c^2)}{m}, \quad (14)$$

wherein it was replaced $a_x = dv_x/dt$, $a_y = dv_y/dt$. These equations will be used to reveal some aspects not yet explored of this two-dimensional motion.

From the analysis of eqs. (13) and (14), we see that the y-acceleration is always positive regardless of the velocity. The x-acceleration, however, behaves differently, depending on the product $v_x v_y$. If $v_x(0) > 0$ and $v_y(0) = 0$ the component a_x is initially null and negative afterwards. This makes the velocity v_x to be initially constant and decreasing later. This initial behavior of velocity is demonstrated by the little plateau at $t = 0$, see Fig. 1.

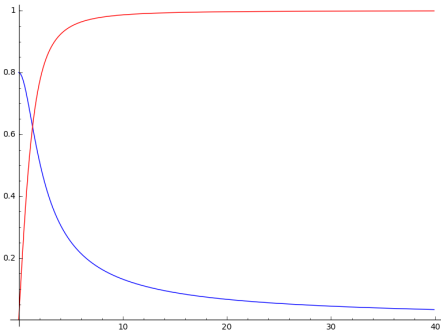


FIG. 1: Graph of velocities $v_x, v_y \times \text{time}$. The red and blue line represent v_y and v_x , respectively. The initial velocities are $v_x(0) = 0.8c$ and $v_y(0) = 0$.

If $v_x(0) > 0$ and $v_y(0) > 0$, the only difference in relation to the first case is that v_x decreases immediately from the start, as displayed in Fig. 2. When

$v_x(0) < 0$, $v_y(0) > 0$, Eq. (13) shows that a_x is positive. Since v_x is negative, the particle will decelerate in the x-axis, tending continuously to zero, as shown in Fig. 3.

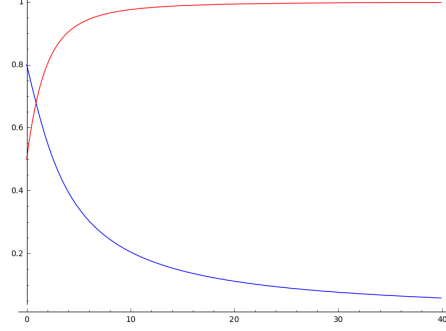


FIG. 2: Graph of velocities $v_x, v_y \times \text{time}$. The red and blue line represent v_y and v_x , respectively. The initial velocities are $v_x(0) = 0.8c$ and $v_y(0) = 0.5c$.

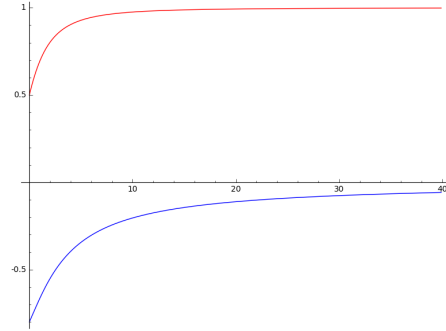


FIG. 3: Graph of velocities $v_x, v_y \times \text{time}$. The red and blue line represent v_y and v_x , respectively. The initial velocities are $v_x(0) = -0.8c$ and $v_y(0) = 0.5c$.

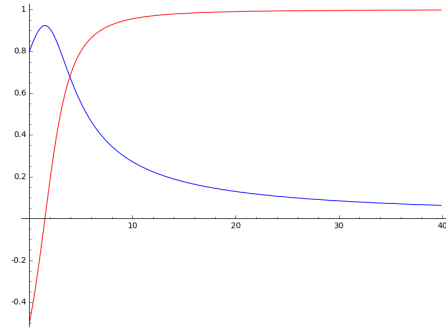


FIG. 4: Graph of velocities $v_x, v_y \times \text{time}$. The red line represents v_y , while the blue one represents v_x . The initial velocities are $v_x(0) = 0.8c$ and $v_y(0) = -0.5c$.

Another interesting situation is the one where $v_y(0) < 0$ and $v_x(0) > 0$. In that case, we see from

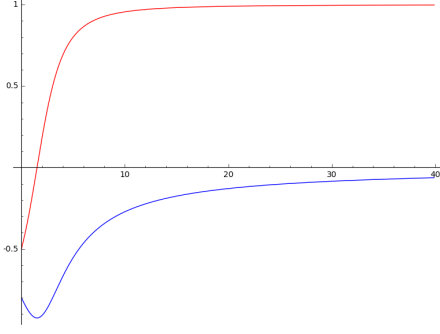


FIG. 5: Graph of velocities v_x , v_y x time. The red and blue line represent v_y and v_x , respectively. The initial velocities are $v_x(0) = -0.8c$ and $v_y(0) = -0.5c$.

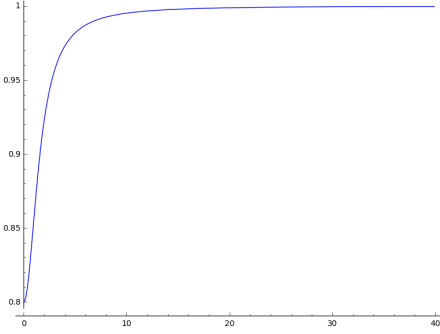


FIG. 6: Graph of $|\mathbf{v}|$ against time. This graph corresponds to the situation depicted in Fig. 1.

eq. (13) that a_x is initially positive and therefore the particle initially accelerates in the x-axis, as shown in Fig. 4. With the force acting on the positive sense of y-axis, it will reverse the direction of motion in the y-axis: v_y becomes positive and the particle starts to decelerate in the x-axis, similarly to the other cases previously discussed. For the case where both initial velocities are negative, $v_y(0) < 0$ and $v_x(0) < 0$, a_x is initially negative. The particle will first accelerate in x and then decelerate, but with v_x being negative, as illustrated in Fig. 5. These last two cases exhibit an initial acceleration regime followed by a deceleration one, behavior that was not reported in the literature yet.

As shown by Redding [11], the expression $m_0\gamma^3(\mathbf{v} \cdot \mathbf{a}) = (\mathbf{f} \cdot \mathbf{v})$ states the angle between force and velocity is of the same type as the one between acceleration and velocity. By analyzing the situation depicted in Fig. 1, we see that acceleration and velocity are initially perpendicular. After the initial moment, the particle presents a non null v_y and the angle between force and velocity becomes acute. The same holds for the angle between acceleration and velocity, in such a way that $(\mathbf{v} \cdot \mathbf{a}) > 0$, which implies increasing $|\mathbf{v}|$, since $d(v^2)/dt = 2(\mathbf{v} \cdot \mathbf{a})$. This is the scenario displayed in

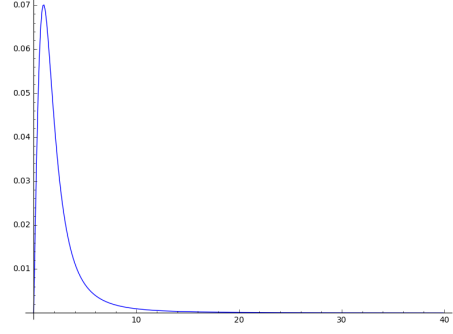


FIG. 7: Graph of $(\mathbf{a} \cdot \mathbf{v})$ against time. This graph corresponds to the situation depicted in Fig. 1.

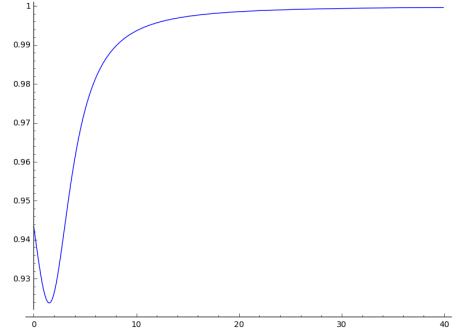


FIG. 8: Graph of $|\mathbf{v}|$ against time. This graph corresponds to the situation depicted in Figs. 4 and 5.

Figs. 6 and 7, which shows the behavior of $(\mathbf{v} \cdot \mathbf{a})$ and $|\mathbf{v}|$ for the situation of Fig. 1. When $v_y(0) < 0$, force and velocity make initially an obtuse angle, implying $(\mathbf{v} \cdot \mathbf{a}) < 0$, which yields a decreasing $|\mathbf{v}|$. Such scenario can be seen in the initial part of the graphs of Figs. 8 and 9, corresponding to the situation represented in Figs. 4 and 5. The absolute value $|\mathbf{v}|$ decreases while $(\mathbf{v} \cdot \mathbf{a}) < 0$, behavior that changes when $v_y = 0$. After v_y changes sign, becoming positive, one has $(\mathbf{f} \cdot \mathbf{v}) > 0$ and $(\mathbf{v} \cdot \mathbf{a}) > 0$, so that $|\mathbf{v}|$ increases continuously to its asymptotic value.

B. Acceleration behavior

In Ref. [11], it is claimed that the acceleration \mathbf{a} is a decreasing function of velocity, tending monotonically to zero when $\beta = v/c$ tends to unity. More specifically, we can say that \mathbf{a} magnitude goes to zero when the velocity components tend to their respective asymptotic values, but it does not go in a monotonic way. This fact, already highlighted in the last section, was not noticed in Ref. [11] and will be explored in this section. Taking the scalar product of Eq. 1 with the acceleration,

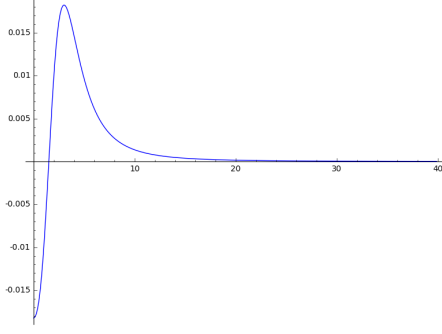


FIG. 9: Graph of $\mathbf{a} \cdot \mathbf{v}$ against time. This graph corresponds to the situation depicted in Figs. 4 and 5.

$$\mathbf{f} \cdot \mathbf{a} = m\mathbf{a}^2 + m\gamma^2(\mathbf{v} \cdot \mathbf{a})^2/c^2, \quad (15)$$

and $(\mathbf{f} \cdot \mathbf{a}) = |\mathbf{f}| |\mathbf{a}| \cos \phi$, $(\mathbf{v} \cdot \mathbf{a}) = |\mathbf{v}| |\mathbf{a}| \cos \sigma$, the resulting magnitude of the acceleration is

$$|\mathbf{a}| = \frac{|\mathbf{f}| \cos \phi}{m[1 + \gamma^2 |\mathbf{v}|^2 \cos \sigma / c^2]}, \quad (16)$$

which depends on $|\mathbf{v}|^2$ and on the factors $\cos \phi$ and $\cos \sigma$, that also change with time. As $|\mathbf{v}|^2$ does not have a monotonic behavior, the same can be expected for $|\mathbf{a}|$. Further, Ficken [16] and Gonzalez [15] claimed that under the action of a relativistic 3-force, there will exist a negative acceleration in the direction of the smallest force component, which is not exactly correct. To investigate the conditions in which the acceleration becomes negative, we differentiate the velocity components (8), obtaining:

$$a_x = \frac{c}{(m_0^2 c^2 + \mathbf{p}^2)^{3/2}} [\alpha f_y t + f_x m_0^2 c^2 + \alpha p_{0y}], \quad (17)$$

$$a_y = \frac{c}{(m_0^2 c^2 + \mathbf{p}^2)^{3/2}} [-\alpha f_x t + f_y m_0^2 c^2 - \alpha p_{0x}], \quad (18)$$

with

$$\alpha = (f_x p_{0y} - f_y p_{0x}). \quad (19)$$

Eqs. (17) and (18) reveal that the appearance of negative acceleration is not determined only by the force magnitude or the ratio $R = f_x/f_y$, as claimed in refs. [15] and [16], but by a combination of factors involving the initial momentum components as well. In the general two-dimensional case, $\mathbf{f} = (f_x, f_y)$, with $f_x \geq 0, f_y \geq 0$, the factor α can take on both signs.

1. Force in two directions

Case 1: we begin analyzing the situation $\alpha > 0$ or $R > p_{0x}/p_{0y}$, that is,

$$\frac{f_x}{f_y} > \frac{p_{0x}}{p_{0y}}, \quad (20)$$

for which there are two main possibilities.

Situation (a): for $p_{0y} > 0$, we have $a_x > 0$ for any time ($t \geq 0$). In the y-axis, a_y can begin positive or negative, depending on the sign of the factor $(f_y m_0^2 c^2 - \alpha p_{0x})$. If $a_y(0) > 0$, this acceleration component will become negative after $t = (f_y m_0^2 c^2 - \alpha p_{0x})/\alpha f_x$. Note that $p_{0x} < 0$ and $p_{0y} > 0$ also fulfills condition (20). One notices that one can have $a_y(t) < 0$ even for $f_y > f_x$, thus constituting a scenario of negative acceleration in the direction of the major force.

Situation (b): For $p_{0y} < 0$, we can have $a_x(0) < 0$, if $f_x m_0^2 c^2 < \alpha |p_{0y}|$. In such a situation, the acceleration a_x will be negative until $t = -(f_x m_0^2 c^2 + \alpha p_{0y})/\alpha f_y$, becoming positive afterwards. Again, one can have $p_{0x} < 0$ or $p_{0x} > 0$ in accordance with Eq. (20). So a_y can begin positive or negative, respectively. For $a_y(0) > 0$, this component will become negative after the moment $t = (f_y m_0^2 c^2 - \alpha p_{0x})/\alpha f_x$. This takes place even for $f_y > f_x$.

Case 2: The situation $\alpha < 0$ or $R < p_{0x}/p_{0y}$, that is,

$$\frac{f_x}{f_y} < \frac{p_{0x}}{p_{0y}}, \quad (21)$$

is similar to case 1, with a_x and a_y displaying the behavior of one another. The component p_{0x} determines whether a_y is always positive or starts negative and become positive in the sequel. Similarly, p_{0y} sign dictates if a_x starts positive ($p_{0y} < 0$ or $p_{0y} > 0$ with $f_x m_0^2 c^2 > -\alpha p_{0y}$) and then becomes negative or if a_x is always negative ($p_{0y} > 0$ and $f_x m_0^2 c^2 < |\alpha p_{0y}|$). The time in which the acceleration components switch signs can be obtained by making the substitutions $f_x \rightarrow f_y$ and $p_{0x} \rightarrow p_{0y}$ in the previous equations of case 1.

Case 3: An interesting situation happens for $\alpha = 0$, that is, $R = p_{0x}/p_{0y}$, so that

$$a_x = \frac{c}{(m_0^2 c^2 + \mathbf{p}^2)^{3/2}} [f_x m_0^2 c^2], \quad (22)$$

$$a_y = \frac{c}{(m_0^2 c^2 + \mathbf{p}^2)^{3/2}} [f_y m_0^2 c^2], \quad (23)$$

and no negative acceleration appears at all for any positive force components ($f_x > 0, f_y > 0$). This case is not included in previous analysis, as well.

2. Force in only one direction

In the circumstance where there is force applied in only one axis, the acceleration becomes negative (not always) in the axis where there is no force. For $\mathbf{f} = (0, f_y)$, one has $\alpha = -f_y p_{0x}$, and

$$a_x = \frac{c\alpha}{(m_0^2 c^2 + \mathbf{p}^2)^{3/2}} [f_y t + p_{0y}], \quad (24)$$

$$a_y = \frac{c}{(m_0^2 c^2 + \mathbf{p}^2)^{3/2}} [f_y m_0^2 c^2 - \alpha p_{0x}]. \quad (25)$$

Concerning such a scenario, there are 4 configurations for the acceleration, to be analysed as follows.

Situation 1: For $p_{0y} \geq 0$ and $p_{0x} \geq 0$ ($\alpha \leq 0$), we notice that $a_x \leq 0$ and $a_y(t) > 0$ for any time. This case is depicted in Fig. [10], corresponding to the situation of Fig. 1, with $v_x(0) = 0.8c$, $v_y(0) = 0$. Fig. 10 shows clearly that the component a_y decreases monotonically, but the same does not happen for a_x . Since $v_y(0) = 0$, from eq. (13) we have $a_x(0) = 0$. After the movement begins, we have $v_y > 0$, $v_x > 0$, and Eq. (13) provides a_x negative, that is, it starts from zero, decreases, reaches a minimum value and then rises (absolute value diminishes), tending continuously to zero. The component a_y , on the other hand, is always positive, in accordance with Eq. (14).

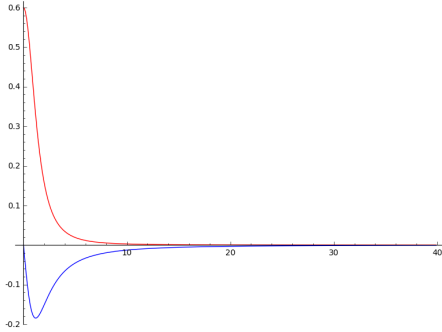


FIG. 10: Graphs of $a_x \times \text{time}$ (blue), $a_y \times \text{time}$ (red), corresponding to the scenario represented in Fig. 1; $v_x(0) = 0.8c$, $v_y(0) = 0$.

Situation 2: For $p_{0y} > 0$ and $p_{0x} < 0$ ($\alpha > 0$), we notice that $a_x(t) > 0$ and $a_y(t) > 0$ for any time. As the product $v_x v_y$ starts negative, we see from eq. (13) that $a_x(0) > 0$. The signs of both acceleration components are kept unaltered during the whole movement in this situation. In this circumstance, despite the positive $a_x(t)$, the absolute value of velocity v_x decreases steadily, due to the fact that v_x is negative, and therefore the positive x-acceleration slows down

the particle in that direction. This scenario is depicted in the graph of Fig. 3 and the corresponding acceleration graph is shown in Fig. 11.

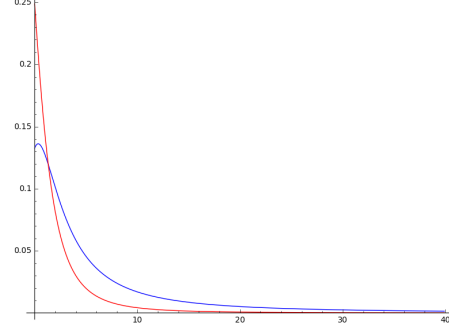


FIG. 11: Graphs of $a_x \times \text{time}$ (blue), $a_y \times \text{time}$ (red), corresponding to the scenario represented in Fig. 3; $v_x(0) = -0.8c$, $v_y(0) = 0.5c$.

Situation 3: For $p_{0y} < 0$ and $p_{0x} > 0$ ($\alpha < 0$), we notice that $a_x(0) > 0$, but a_x becomes negative from $t = -p_{0y}/f_y$ on, while $a_y(t) > 0$ for any time. This case is depicted in Fig. [12], corresponding to the scenario of Fig. 4, that is, $v_x(0) = 0.8c$, $v_y(0) = -0.5c$. As the product $v_x v_y$ begins negative, eq. (13) shows that x-acceleration is initially positive, $a_x(0) > 0$, being positive while $v_x v_y < 0$. As v_y becomes less negative (increases) under the action of the force, a_x decreases, becoming null when $v_y = 0$. From Eq. (14), one notices that the smaller v_y^2 is, the bigger is the factor $(1 - v_y^2/c^2)$ and the component a_y . For this reason, a_y reaches a maximum when $v_y = 0$, at the same point in which $a_x = 0$. From this point on the product $v_x v_y$ is positive, so that the acceleration profiles recover the same behavior of Fig. 10: the component a_y diminishes monotonically; a_x decreases, reaches a minimum value and then rises, tending continuously to zero.

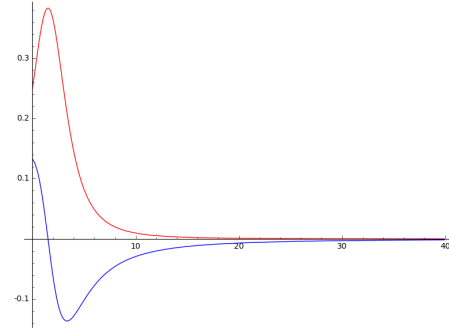


FIG. 12: Graphs of $a_x \times \text{time}$ (blue), $a_y \times \text{time}$ (red), corresponding to the scenario represented in Fig. 4; $v_x(0) = 0.8c$, $v_y(0) = -0.5c$.

Situation 4: For $p_{0y} < 0$ and $p_{0x} < 0$ ($\alpha > 0$), we

notice that $a_x(0) < 0$, but a_x becomes positive from $t = -p_{0y}/f_y$ on; and $a_y(t) > 0$ for any time. This case is depicted in Fig. [13], corresponding to the scenario of Fig. 5, where $v_x(0) = -0.8c$, $v_y(0) = -0.5c$. The product $v_x v_y$ is initially positive and a_x starts negative. Due to the action of the force f , $v_x v_y$ starts to decrease, until v_y and a_x become null. From this point on, $a_x > 0$, reaches a maximum and then tends continuously to zero. The graph of a_x in Fig. 13 is the negative of the one in Fig. 12, while the acceleration a_y displays the same behavior of the previous case - because it depends only on the absolute value of velocities. The overall behavior of movement in the x-direction is the same, acceleration followed by deceleration, with the difference being the sign of v_x and a_x . That explains why the graph of a_x in Fig. 13 is the negative of the one in Fig. 12.

In all of the previously discussed scenarios, the time at which a_x achieves its minimum or maximum can be found by differentiating twice eq. (8) and setting it equal to zero, which yields

$$t = \frac{\sqrt{2m_0^2 c^2 + 2p_{0x}^2} - 2p_{0y}}{2f_y} \quad (26)$$

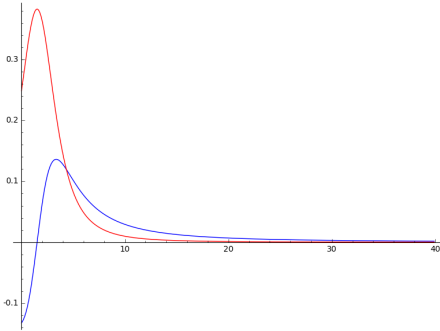


FIG. 13: Graphs of $a_x \times \text{time}$ (blue), $a_y \times \text{time}$ (red), corresponding to the scenario represented in Fig. 5.

The acceleration behavior for the case $\mathbf{f} = (0, f_y)$, shown in Figs. [10,11,12,13], corresponding to the situations of Figs. [1,3,4,5], reveal a non-monotonic behavior, in general. By analyzing such graphs, it is correct to claim that the acceleration absolute value becomes monotonically decreasing after it achieves a maximum or minimum point, but not since the beginning of movement.

III. FINAL REMARKS

In this article, we have revisited some aspects of the accelerated motion of a particle under the action of a constant relativistic force. The asymptotic velocity in each axis, $(f_i/f)c$, is proportional to the force component, f_i , so that after a very long time, force and velocity always tend to be parallel. In order to fulfill momentum conservation, it is possible to have acceleration in one axis where there is no force. Previous works in literature claimed that a particle will exhibit a negative acceleration component in the direction of the smallest force component, which is not always true. It was argued that a negative acceleration can exist in the direction of the biggest force. We have also shown that the acceleration magnitude does not decrease monotonically, as claimed before. The acceleration can reach a maximum or a minimum peak before decaying to zero. Several graphs were plotted illustrating the behavior of velocity and acceleration components for the case of a single force in the y-axis, $\mathbf{f} = (0, f_y)$.

-
- [1] W. Rindler, "Introduction to Special Relativity", Clarendon Press, Oxford, 1991.
 - [2] J. Aharoni, "The special theory of relativity", Oxford University Press, 1959.
 - [3] A. P. French, "Special Relativity", W.W. Norton & Company, New York, 1966.
 - [4] R. Hagedorn, "Relativistic Kinematics", W.A. Benjamin, INC. New York, 1963.
 - [5] R. A. Martins, "Force measurement and force transformation in special relativity", Am. J. Phys. 50, 1008 (1982).
 - [6] B. U. Stewart, "Simplified relativistic force transformation", Am. J. Phys. 57, 50 (1979); O. D. Jefimenko, "Derivation of relativistic force transformation equations from Lorentz force law", Am. J. Phys. 64, 618 (1996).
 - [7] P. Finkler, "Relativistic momentum", Am. J. Phys. 64, 655 (1996); L. Sartori, "On the derivation of the formula for relativistic momentum", Am. J. Phys. 62, 280 (1994); P. C. Peters, "An alternate derivation of relativistic momentum", Am. J. Phys. 54, 804 (1986).
 - [8] Leslie H. Bryant, "Simplification of Relativistic Mass Equations", Am. J. Phys. 25, 484 (1957); L. C. Baird, "Relativistic mass", Am. J. Phys. 48, 779 (1980); P. D. Gupta, "Relativistic mass", Am. J. Phys. 49, 890 (1981).
 - [9] Y. Chow, "The Kinematics of Two-Particle Collisions

- in Special Relativity", Am. J. Phys. 37, 397 (1969); R. H. Bacon, "Quanta and Material Particles", Am. J. Phys. 8, 354 (1940).
- [10] I. R. Lapidus, "Relativistic collision problem", Am. J. Phys. 53, 786 (1985); V. J. Menon, R. K. Dubey, and M. Mishra, B. K. Patra, "Momentum-energy change in elastic relativistic binary collisions", Am. J. Phys. 77, 447 (2009).
- [11] J. L. Redding, "Spatial relations between force and acceleration in relativistic mechanics", Am. J. Phys. 50, 163 (1982).
- [12] J. A. Lock, "Negative acceleration components for a relativistic particle", Am. J. Phys. 49, 693 (1981).
- [13] R. C. Tolman, Relativity Thermodynamics and Cosmology, Claredon, Oxford, 1934.
- [14] R. C. Tolman, Philos. Mag. 22, 458 (1911).
- [15] P. F. González-Díaz, "Relativistic negative acceleration components", American Journal of Physics 46, 932 (1978); <https://doi.org/10.1119/1.11520>
- [16] G. W. Ficken Jr., "A relativity paradox: The negative acceleration component", American Journal of Physics 44, 1136 (1976); <https://doi.org/10.1119/1.10210>.