

From chiral symmetry breaking to conformality in SU(2) gauge theory

Alessandro Amato,^{1,2,*} Viljami Leino,^{1,2,†} Kari Rummukainen,^{1,2,‡} Kimmo Tuominen,^{1,2,§} and Sara Tähtinen,^{1,2,¶}

¹*Department of Physics, University of Helsinki*

P.O. Box 64, FI-00014, Helsinki, Finland

²*Helsinki Institute of Physics,*

P.O. Box 64, FI-00014, Helsinki, Finland

We compute the spectrum of SU(2) gauge theory with two, four or six Dirac fermions in the fundamental representation of the gauge group. We investigate the scaling of the meson masses as a function of the quark mass when approaching the chiral limit. We find behavior compatible with the usual pattern of chiral symmetry breaking at $N_f \leq 4$ and with the existence of an infrared fixed point at $N_f = 6$. In the six flavor case we determine the anomalous dimension of the quark mass operator from the spectrum and find results fully consistent with earlier analyses.

I. INTRODUCTION

The Standard Model (SM) is incomplete, as it cannot explain the origin of dark matter or the observed matter-antimatter asymmetry. The fine-tuning and naturalness problems of the scalar sector of the SM provide further motivations for constructing beyond SM theories. These issues can be addressed within models where a new strong dynamics underlies the electroweak symmetry breaking of SM [1–4].

Constructing this type of theories provides challenges for our understanding of strong dynamics in general. A particularly important problem is the determination of the vacuum phase of gauge theory SU(N) and including some number N_f of fermions in some representation of the gauge group [5].

Consider SU(N) with fermions in the fundamental representation. As a function of N_f , there are several distinct features: Asymptotic freedom is lost above $N_f = 11N/2$, and directly below this value exists the conformal window. Within the conformal window the long distance behavior of the theory is governed by an infrared fixed point (IRFP).

The existence of a weakly coupled IRFP can be rigorously established in the limit of large number of colors and flavors [6]. Nonperturbatively, and for finite N , the conformal window is expected to extend to some critical value N_f^{crit} . If N_f is further decreased, the long distance vacuum properties of the theory become akin to QCD: at zero quark masses the chiral symmetry of fermions breaks spontaneously leading to the appearance of a corresponding multiplet of Goldstone bosons in the physical spectrum.

A simple template model framework where all these

dynamics can be realized is provided by SU(2) gauge theory with N_f massless Dirac fermions in the fundamental representation of the gauge group [5]. These theories have been studied on the lattice by several groups [7–15]. There is evidence that the theory with 10 and 8 flavors has a fixed point [9, 14] and the theory with $N_f = 2$ and 4 is outside the conformal window and breaks chiral symmetry according to the expected pattern. The case $N_f = 6$ has long remained inconclusive [8, 9, 11, 12], but recent results indicate that it is within the conformal window [15, 16].

In this paper we report the results of a systematic study of the spectrum of the SU(2) gauge theory with $N_f = 2, 4$ and 6 flavors. We measure the hadron masses as a function of the quark mass, and the two and four flavor cases are observed to follow the usual pattern of chiral symmetry breaking when approaching the chiral limit. We find that the six-flavor theory does not follow similar behavior. The scaling of the masses with respect to the quark mass is compatible with the interpretation that the six flavor theory is inside but near the lower boundary of the conformal window.

From the dependence of the hadron masses on the quark mass, we also extract the value of the anomalous dimension of the quark mass operator in the six flavor case. We compare our results on the mass anomalous dimension with the recent analysis in [15] where the step-scaling method was applied, and find that the two are fully compatible with each other, within the statistical errors, lending further support for the conclusion that the SU(2) gauge theory with six flavors is inside the conformal window.

The paper is organized as follows: We introduce the lattice model we study in section II and show the results of our numerical analysis in section III. In section IV we present our conclusion.

* alessandro.amato@helsinki.fi

† viljami.leino@helsinki.fi

‡ kari.rummukainen@helsinki.fi

§ kimmo.i.tuominen@helsinki.fi

¶ sara.tahtinen@helsinki.fi

II. LATTICE MODEL

We investigate SU(2) gauge theory with N_f Dirac fermions in the fundamental representation of the gauge group on the lattice. The lattice action is

$$S = (1 - c_g)S_G(U) + c_g S_G(V) + S_F(V), \quad (1)$$

where S_F is the HEX-smearred [17] clover improved Wilson fermion action and S_G is the plaquette gauge action. The smeared and unsmeared gauge fields are denoted by V and U , respectively. The gauge action smearing is set to $c_g = 0.5$. The partially smeared gauge action allows one to avoid the unphysical bulk phase transition at strong coupling [18] and the details of the smearing we use are described in [19]. Similar action was used in [15], where the evolution of the coupling constant in SU(2) gauge theory with $N_f = 6$ fermions was measured.

In Eq. (1) $S_F(V)$ is the usual clover improved Wilson fermion action and the Sheikholeslami-Wohlert coefficient is set equal to one. The approach to the chiral limit is investigated by tuning the physical quark mass, defined by the lattice PCAC relation [20]

$$aM(x_0) = \frac{(\partial_0^* + \partial_0)f_A(x_0)}{4f_P(x_0)}, \quad (2)$$

to zero. Here the axial current and density correlation functions are

$$f_A(x_0) = -\frac{1}{12L^6} \int d^3y d^3z \langle \bar{\psi}(x_0) \Lambda_{05}^a \psi(x_0) \bar{\zeta}(y) \Lambda_{05}^a \zeta(z) \rangle,$$

$$f_P(x_0) = -\frac{1}{12L^6} \int d^3y d^3z \langle \bar{\psi}(x_0) \Lambda_5^a \psi(x_0) \bar{\zeta}(y) \Lambda_5^a \zeta(z) \rangle$$

where $\Lambda_{05}^a = \gamma_0 \gamma_5 \lambda^a$ and $\Lambda_5^a = \gamma_5 \lambda^a$ in terms of Dirac gamma matrices and SU(N_f) generators λ^a , which act on the flavor components of the spinors. The masses of color singlet meson states are determined by fitting the time sliced average correlation functions with Coulomb gauge fixed wall sources.

III. MEASUREMENTS AND RESULTS

Let us then turn to the details of the measurements. We start with the spectrum of the two and four flavor theories. At $N_f = 2$ we expect to see clear QCD-like chiral symmetry breaking behaviour. In the analysis we use $\beta_L = 1$, $L^3 \times T = 24^3 \times 48$ lattices. The pseudoscalar (“ π ”) and vector (“ ρ ”) spectrum is shown in Figure 1 and the expected behavior is observed: the pseudoscalar mass is compatible with the behaviour $M_\pi \sim m_Q^{1/2}$ at small m_Q , while the vector mass has a finite intercept as the quark mass approaches zero. The ratio m_ρ/m_π diverges as $m_Q \rightarrow 0$.

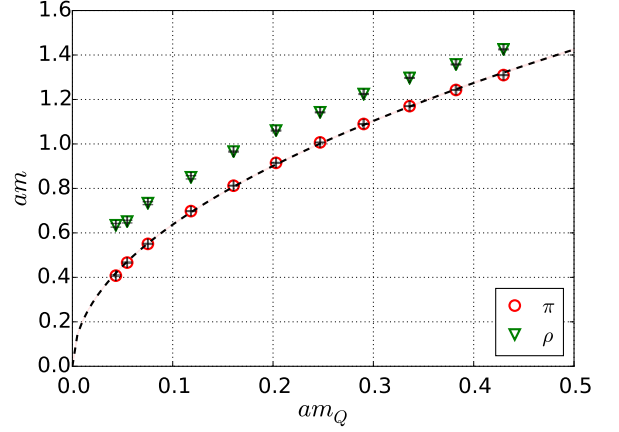


FIG. 1. Pseudoscalar and vector masses as a function of m_Q for the two flavor theory. The results correspond to lattices with $\beta_L = 1.0$. The pseudoscalar mass approaches zero in the chiral limit as $M_\pi \propto \sqrt{m_Q}$ (dashed curve), while the vector mass has a finite intercept.

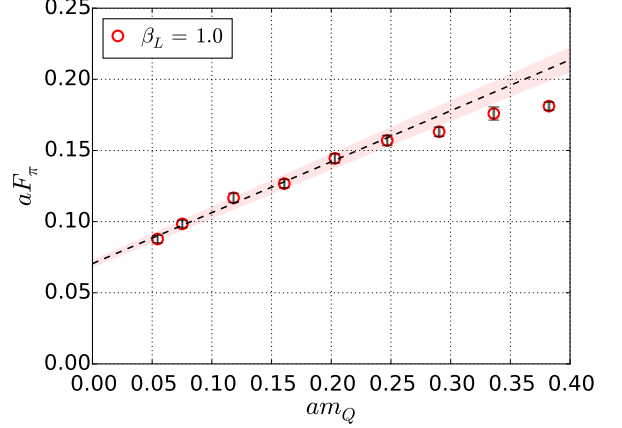


FIG. 2. Pseudoscalar decay constant as a function of m_Q for the two flavor theory with $\beta_L = 1.0$. The dashed line is a linear fit of the form $y = \alpha + kx$ with $\alpha = 0.070$ and $k = 0.36$.

We have also measured the corresponding decay constants; the results for F_π are shown in Figure 2. Towards the chiral limit the data is well described by a fit of the form

$$aF_\pi(m_Q) = aF_{\pi,0} + k(am_Q), \quad (3)$$

where $aF_{\pi,0} = 0.070 \pm 0.002$ and $k = 0.358 \pm 0.016$. The result is consistent with the condition $F_\pi L > 1$ at $L = 24a$, which indicates that the finite volume effects should be under control in the chiral extrapolation. In addition, $m_\pi L \gg 1$ for all of our measurements. Because the behaviour at $N_f = 2$ is uncontroversial, we do not repeat the simulations at different lattice spacings (different β_L) and volumes.

The $N_f = 4$ theory is expected to show similar behaviour. However, because we are approaching the conformal window the pseudoscalar decay constant is expected to be smaller and thus more difficult to measure in the chiral limit. In this case we use three different lattice couplings $\beta_L = 0.6, 0.8$ and 1.0 on lattice size $L^3 \times T = 24^3 \times 48$, with the addition of $32^3 \times 60$ lattices at $\beta_L = 0.8$ at small quark masses.

The vector and pseudoscalar mass measurements are shown in Figures 3 and 4. At the strongest coupling $\beta_L = 0.6$ we observe a clear $M_\pi \propto \sqrt{m_Q}$ behaviour, compatible with the chiral symmetry breaking, whereas the square root fit becomes progressively less satisfactory as β_L increases. This is likely caused by finite volume effects. These can be quantified by the pseudoscalar decay constant, shown in Figure 5. Again a linear fit of the form in Eq. (3), works well, with the result

$$\begin{aligned} \beta_L = 0.6 : \quad & aF_{\pi,0} = 0.061 \pm 0.006, \quad k = 0.532 \pm 0.030, \\ \beta_L = 0.8 : \quad & aF_{\pi,0} = 0.024 \pm 0.002, \quad k = 0.530 \pm 0.028, \\ \beta_L = 1.0 : \quad & aF_{\pi,0} = 0.020 \pm 0.001, \quad k = 0.278 \pm 0.014. \end{aligned}$$

In this case $F_\pi L < 1$ at weaker couplings $\beta_L = 0.8$ and 1.0 , for both $L/a = 24$ and 32 . This means that the physical volume is probably not large enough for a reliable chiral extrapolation, possibly explaining the questionable square root fits for the pseudoscalar masses. On the other hand, at $\beta_L = 0.6$ we have $F_\pi L \approx 1.6$. Indeed, it is this constraint which forces us to use small β_L (large lattice spacing) in simulations. We remark that $M_\pi L \gg 1$ for all measurements, implying that the finite volume effects due to pions propagating around the lattice are small. Thus, we conclude that the $N_f = 4$ data is consistent with chiral symmetry breaking, compatible with perturbative analysis and also with the non-perturbative lattice coupling constant measurement in ref. [9].

Let us then turn to the more interesting case of the six flavor theory. Here we observe strong volume dependence on the pseudoscalar and vector meson masses at small quark masses, as illustrated in Figures 6 and 7, respectively, measured using $\beta_L = 0.5, 0.6$ and 0.8 . This is especially clearly visible in the data at $\beta_L = 0.6$: meson masses saturate or start even increasing as m_Q becomes too small. The volume dependence is clearly observed as this levelling off point moves to smaller m_Q as the volume increases.

As shown in the figures, larger volumes allow one to run towards smaller masses, and extrapolating from these results, we conclude that both the vector and the pseudoscalar scale towards zero with quark mass. This behavior is consistent with the existence of an infrared fixed point.

We can determine the anomalous dimension of the quark mass operator from the spectrum: the scaling of

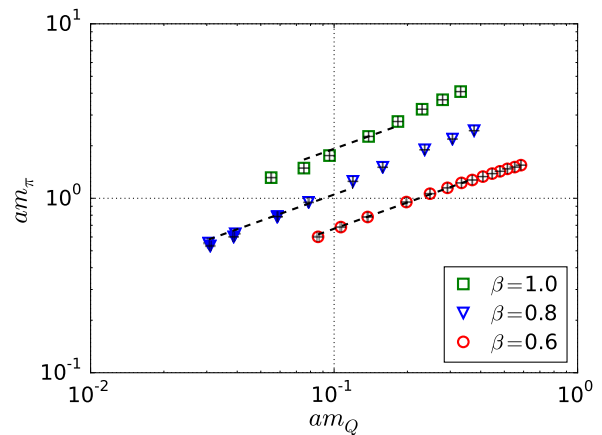


FIG. 3. The pseudoscalar mass as a function of the quark mass in the four flavor theory at $\beta_L = 0.6, 0.8$, and 1.0 . The pseudoscalar masses are multiplied by factors of 1, 2 and 4, respectively. Empty markers refer to lattice size $L^3 \times T = 24^3 \times 48$ and filled points to lattice size $L^3 \times T = 32^3 \times 60$. Strong finite volume effects appear towards the chiral limit, but larger lattices allow for consistent results at smaller masses.

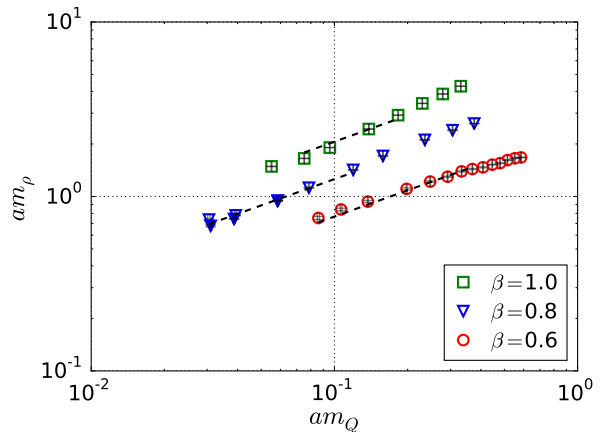


FIG. 4. The vector mass as a function of the quark mass in the four flavor theory at $\beta_L = 0.6, 0.8$, and 1.0 . The pseudoscalar masses are multiplied by factors of 1, 2 and 4, respectively. Empty markers refer to lattice size $L^3 \times T = 24^3 \times 48$ and filled points to lattice size $L^3 \times T = 32^3 \times 60$. Strong finite volume effects appear towards the chiral limit, but larger lattices allow for consistent results at smaller masses.

the hadron masses at the infrared fixed point is $M_h \sim m_q^{1/(1+\gamma(g^*))}$, where g^* is the fixed point coupling. On a lattice, this is the expected behaviour in the limit $m_q \rightarrow 0$ and $L \rightarrow \infty$, independent of the bare lattice gauge coupling g_0^2 . However, in practice it is not possible to reach small enough m_q and large enough L in order to observe this, unless the bare coupling tuned so that the coupling on the lattice scale is close to g^* . Instead, we

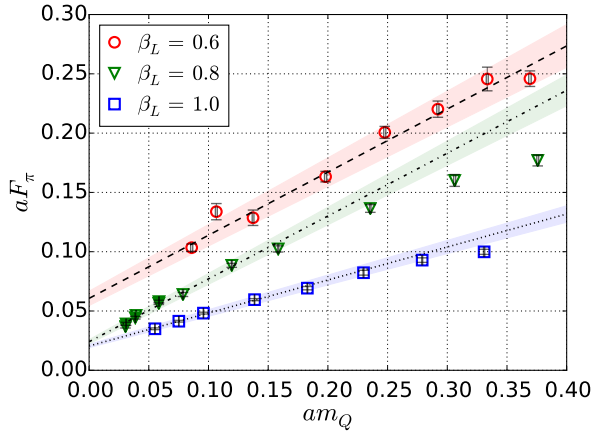


FIG. 5. The pseudoscalar decay constant as a function of m_Q for the four flavor theory with $\beta_L = 0.6, 0.8$ and 1.0 . Empty markers refer to lattice size $L^3 \times T = 24^3 \times 48$ and filled points to lattice size $L^3 \times T = 32^3 \times 60$.

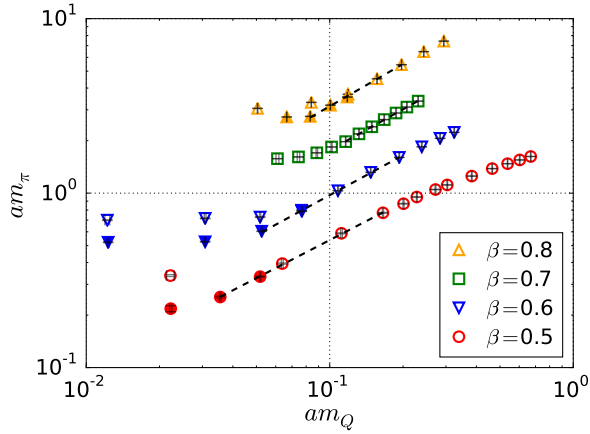


FIG. 6. The pseudoscalar mass as a function of the quark mass in the six flavor theory at $\beta_L = 0.5, 0.6, 0.7$ and 0.8 . The pseudoscalar masses are multiplied by factors of 1, 2, 4 and 8, respectively. Empty markers refer to lattice size $L^3 \times T = 24^3 \times 48$ and filled points to lattice size $L^3 \times T = 32^3 \times 60$. Strong finite volume effects appear towards the chiral limit, but larger lattices allow for consistent results at smaller masses.

expect that the hadron masses behave approximately as $M_h \sim m_q^{1/(1+\gamma(g(\Lambda)))}$, where the coupling is to be evaluated at the scale $\Lambda \sim 1/L$ or $1/M_h$. Because the coupling evolves very slowly near the fixed point and we have only one or two lattice sizes for each bare coupling $\beta_L = 4/g_0^2$, we expect that M_h obeys nearly pure power law behaviour with constant $\gamma(g(1/L))$. This is indeed the case, as can be seen in Figures 6 and 7, where power law fits at each β_L are shown, with the resulting γ -values shown in Figure 9.

Let us now relate the above result to physical cou-

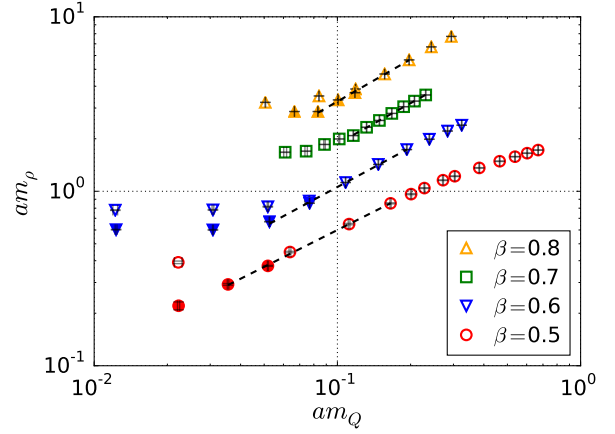


FIG. 7. The vector mass as a function of the quark mass in the six flavor theory at $\beta_L = 0.6, 0.7, 0.8$ and 1.0 . The vector masses are multiplied by factors of 1, 2, 4 and 8, respectively. Empty markers refer to lattice size $L^3 \times T = 24^3 \times 48$ and filled points to lattice size $L^3 \times T = 32^3 \times 60$.

plings measured at the lattice scale $1/L$. Here we can use the recent results in ref. [15], where the running coupling of $SU(2)$ with $N_f = 6$ fermions has been measured using the Schrödinger functional method in combination with gradient flow. Because the lattice action used in this paper was exactly the same as here, we can map our (β_L, L) combinations to the tabulated gradient flow scheme couplings g_{GF} , using the preferred scheme parameters of ref. [15].

In Figure 10 we show the values of the anomalous dimension determined from the spectra of pseudoscalar and vector mesons together with the result from [15]. The results of the present work are shown with open circles and triangles corresponding, respectively, to the pseudoscalar and vector mesons, while the earlier step-scaling result is shown by the shaded band. Also shown in the figure are the results from perturbation theory at different orders [21]. The observed very good agreement between the high-order perturbative result and the measurement from the hadron spectrum is partly coincidental, due to different schemes. However, the match between the step scaling and the hadron spectrum results does not suffer from scheme dependence and indicate that different non-perturbative methods yield results consistent with each other. At the fixed point $g^* \simeq 14.5$, determined in [15], the step scaling method gives $\gamma(g^*) = 0.283(2) \pm 0.01$ with systematic and statistical errors.

On these same lattices we have again measured also the decay constant of the pseudoscalar meson in the six flavor theory. The results are shown in Figure 8 for $\beta_L = 0.5, 0.6, 0.7$ and 0.8 . The pseudoscalar decay constant is observed to scale towards zero in the chiral limit which lends further support to interpreting the results of the spectral measurement as arising due to infrared conformality of

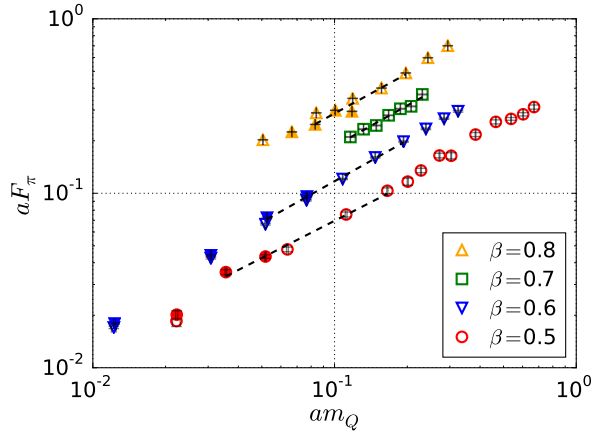


FIG. 8. The pseudoscalar decay constant as a function of m_Q for the six flavor theory corresponding to lattices $\beta_L = 0.5, 0.6$ and 0.8 . The pseudoscalar decay constants are multiplied by factors of 1, 2, 4 and 8, respectively. Empty markers refer to lattice size $L^3 \times T = 24^3 \times 48$ and filled points to lattice size $L^3 \times T = 32^3 \times 60$.

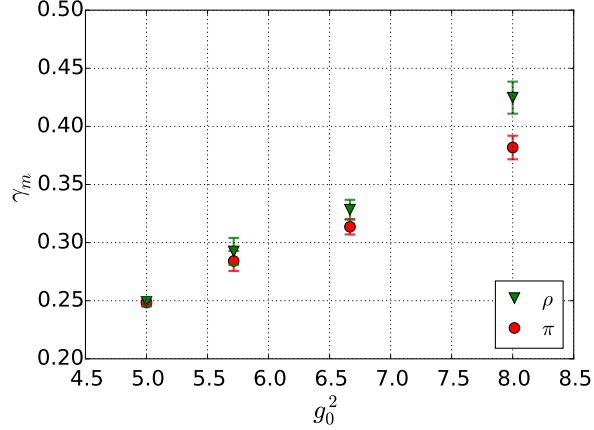


FIG. 9. The anomalous dimension as a function of the bare coupling β_L as determined from the spectrum of the six flavor theory.

the six flavor theory. The data can be fitted with a power law, $aF_\pi = \alpha(am_Q)^b$ with the exponent b taking similar values as in the mass spectrum case.

IV. CONCLUSIONS

In this paper we have studied the vacuum spectrum of $SU(2)$ gauge theory with various numbers of Dirac fermions in the fundamental representation of the gauge group. We focused on the properties of the spectra as a function of quark mass.

For a small numbers of flavors, $N_f = 2$ and 4 we ob-

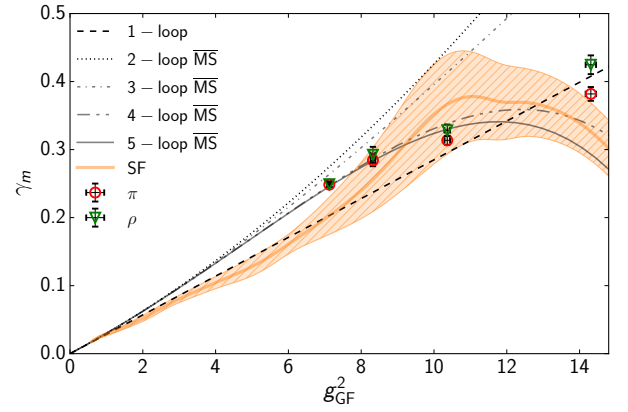


FIG. 10. The anomalous dimension as a function of the running coupling g_{GF} measured using the gradient flow method. The shaded band is the result from [15] obtained using the step-scaling method. The open symbols show the results obtained in this work from the pseudoscalar and vector meson spectra. The curves show perturbative results at different orders of perturbation theory.

served behavior consistent with the expectations based on a QCD-like theory: chiral symmetry is spontaneously broken in the vacuum leading to the usual m_q dependence of the pseudoscalar and vector meson masses. Different behavior was observed for the six flavor theory as we found behavior consistent with the existence of an infrared fixed point in this theory. All meson masses were shown to scale towards zero as quark mass is decreased. The approach to the chiral limit in the spectra showed strong volume dependence and we demonstrated how larger lattices allow simulations at smaller quark masses.

We then extracted the anomalous dimension of the mass operator from the scaling of meson masses. Using the results of [15] we were able to compare the result from the measurement of the spectra to the one obtained using step-scaling analysis. We found that the results of the present paper are fully consistent with the earlier work of [15]. The main consequence of our work therefore is to strengthen the conclusions of [15] by providing more evidence for the existence of a fixed point in the $SU(2)$ gauge theory with six flavors.

ACKNOWLEDGMENTS

This work is supported by the Academy of Finland grants 310130, 308791 and 267286. S.T. is supported by the Magnus Ehrnrooth foundation and V.L. by the Jenny and Antti Wihuri foundation. The simulations were performed at the Finnish IT Center for Science (CSC), Espoo, Finland.

-
- [1] L. Susskind, *Phys. Rev.* **D20**, 2619 (1979).
 - [2] S. Weinberg, *Phys. Rev.* **D19**, 1277 (1979).
 - [3] C. T. Hill and E. H. Simmons, *Phys. Rept.* **381**, 235 (2003), [Erratum: *Phys. Rept.* 390,553(2004)], [arXiv:hep-ph/0203079 \[hep-ph\]](#).
 - [4] F. Sannino, (2008), [arXiv:0804.0182 \[hep-ph\]](#).
 - [5] F. Sannino and K. Tuominen, *Phys. Rev.* **D71**, 051901 (2005), [arXiv:hep-ph/0405209 \[hep-ph\]](#).
 - [6] T. Banks and A. Zaks, *Nucl. Phys.* **B196**, 189 (1982).
 - [7] H. Ohki, T. Aoyama, E. Itou, M. Kurachi, C. J. D. Lin, H. Matsufuru, T. Onogi, E. Shintani, and T. Yamazaki, *Proceedings, 28th International Symposium on Lattice field theory (Lattice 2010)*, PoS **LATTICE2010**, 066 (2010), [arXiv:1011.0373 \[hep-lat\]](#).
 - [8] F. Bursa, L. Del Debbio, L. Keegan, C. Pica, and T. Pickup, *Phys. Lett.* **B696**, 374 (2011), [arXiv:1007.3067 \[hep-ph\]](#).
 - [9] T. Karavirta, J. Rantaharju, K. Rummukainen, and K. Tuominen, *JHEP* **05**, 003 (2012), [arXiv:1111.4104 \[hep-lat\]](#).
 - [10] R. Lewis, C. Pica, and F. Sannino, *Phys. Rev.* **D85**, 014504 (2012), [arXiv:1109.3513 \[hep-ph\]](#).
 - [11] M. Hayakawa, K. I. Ishikawa, S. Takeda, and N. Yamada, *Phys. Rev.* **D88**, 094504 (2013), [arXiv:1307.6997 \[hep-lat\]](#).
 - [12] T. Appelquist, R. Brower, M. Buchoff, M. Cheng, G. Fleming, J. Kiskis, M. Lin, E. Neil, J. Osborn, C. Rebbi, *et al.*, *Phys. Rev. Lett.* **112**, 111601 (2014), [arXiv:1311.4889 \[hep-ph\]](#).
 - [13] A. Hietanen, R. Lewis, C. Pica, and F. Sannino, *JHEP* **07**, 116 (2014), [arXiv:1404.2794 \[hep-lat\]](#).
 - [14] V. Leino, J. Rantaharju, T. Rantalaiho, K. Rummukainen, J. M. Suorsa, and K. Tuominen, *Phys. Rev.* **D95**, 114516 (2017), [arXiv:1701.04666 \[hep-lat\]](#).
 - [15] V. Leino, K. Rummukainen, J. M. Suorsa, K. Tuominen, and S. Tahtinen, *Phys. Rev.* **D97**, 114501 (2018), [arXiv:1707.04722 \[hep-lat\]](#).
 - [16] V. Leino, K. Rummukainen, and K. Tuominen, (2018), [arXiv:1804.02319 \[hep-lat\]](#).
 - [17] S. Capitani, S. Durr, and C. Hoelbling, *JHEP* **11**, 028 (2006), [arXiv:hep-lat/0607006 \[hep-lat\]](#).
 - [18] T. DeGrand, Y. Shamir, and B. Svetitsky, *Proceedings, 29th International Symposium on Lattice field theory (Lattice 2011): Squaw Valley, Lake Tahoe, USA, July 10-16, 2011*, PoS **LATTICE2011**, 060 (2011), [arXiv:1110.6845 \[hep-lat\]](#).
 - [19] J. Rantaharju, T. Rantalaiho, K. Rummukainen, and K. Tuominen, *Phys. Rev.* **D93**, 094509 (2016), [arXiv:1510.03335 \[hep-lat\]](#).
 - [20] M. Luscher and P. Weisz, *Nucl. Phys.* **B479**, 429 (1996), [arXiv:hep-lat/9606016 \[hep-lat\]](#).
 - [21] T. Luthe, A. Maier, P. Marquard, and Y. Schröder, *JHEP* **01**, 081 (2017), [arXiv:1612.05512 \[hep-ph\]](#).