

Labeling Algorithm and Compact Routing Scheme for a Small World Network Model

Santiago Viertel*

André Luís Vignatti

DINF, Federal University of Paraná, Brazil

This paper defines the toroidal small world labeling problem that asks for a labeling of the vertices of a network such that the labels possess information that allows a compact routing scheme in the network. We consider the problem over a small world network model we propose. Both the model and the compact routing scheme have applications in peer-to-peer networks. The proposed model is based on the model of Kleinberg (2000), and generates an undirected two-dimensional torus with one random long-range edge per vertex. These random edges create forbidden cycles that mimic the underlying torus topology, and this behavior confuses attempts for extracting the routing information from the network. We show that such forbidden cycles happen with small probability, allowing us to use a breadth-first search that finds the vertices positions on the torus. The positions are pairs of integer numbers that provides routing information to a greedy routing algorithm that finds small paths of the network. We present a linear time labeling algorithm that detects and removes the random edges, finds the underlying torus and labels almost all vertices through a breadth-first search. The labeling algorithm is then used by a compact routing scheme for the proposed small world model.

Keywords: small world network, labeling algorithm, compact routing scheme, greedy routing

1 Introduction

Milgram's experiment (Milgram, 1967) concludes that the average path length between two vertices in real-world networks is small. This phenomenon is known as "small world", which motivates the development of formal models. There are two well known small world graph models (Watts and Strogatz, 1998; Kleinberg, 2000), both focusing on small average path length and also vertices clustering. Small world graphs have many applications such as networks of electronic mail messages exchanging (Adamic and Adar, 2005), friendship (Liben-Nowell, Novak, Kumar, Raghavan, and Tomkins, 2005), Internet domain (Krioukov, Fall, and Yang, 2004), peer-to-peer (Jovanović, 2001; Manku, Naor, and Wieder, 2004) and wireless sensors (Liu, Guan, Bai, and Lu, 2009).

Kleinberg (2000) presents a small world graph model, and a greedy routing algorithm for his model, and proves that the algorithm delivers messages with few forwards. The model consists of a two-dimensional $n \times n$ lattice with some random directed long-range edges. The greedy routing algorithm forwards a received message to the neighbor closest to the target. Kleinberg proves that this decentralized routing procedure executes $O(\log^2 n)$ expected number of message forwardings in graphs generated by his

*Supported by Coordination for the Improvement of Higher Education Personnel (CAPES) proc. 1431510/2014-9.

model. Some works make modifications on Kleinberg model and on the greedy routing in order to obtain improvements or trade-offs between storage needed in bits per vertex and paths lengths (Martel and Nguyen, 2004; Zeng, Hsu, and Wang, 2005; Liu, Guan, Bai, and Lu, 2009). Kleinberg routing algorithm requires labels assigned to the vertices and routing tables with positioning information. Finding these labels is the main goal of this paper.

In the context of compact routing, we refer to *preprocessing algorithms* those that generate labels and routing tables to each vertex, which typically stores the graph topological information. A *routing algorithm* uses the label and routing table of a vertex to forward messages through it (Cowen, 1999). A *routing scheme* is a combination of a preprocessing algorithm and the related routing algorithm, that provides a complete mechanism for routing messages in a network (Thorup and Zwick, 2001). A routing scheme is *compact* if each vertex uses sublinear storage space in the number of vertices (Chen, Sommer, Teng, and Wang, 2009, 2012). The worst and expected cases on the number of bits for storage per vertex are frequent metrics for measure effectiveness of routing schemes (Thorup and Zwick, 2001; Chen et al., 2012). Some works also measure through *stretch* (Cowen, 1999; Abraham, Gavoille, Goldberg, and Malkhi, 2006; Chen, Sommer, Teng, and Wang, 2009), which is the maximal ratio between the path lengths performed by the routing scheme and a shortest path over all pairs of vertices. Others measure through the *expected path length* performed by the routing scheme (Zeng, Hsu, and Wang, 2005; Zeng and Hsu, 2006; Liu, Guan, Bai, and Lu, 2009).

There are compact routing schemes for general graphs (Cowen, 1999; Thorup and Zwick, 2001), trees (Thorup and Zwick, 2001), graphs with low doubling dimension (Abraham, Gavoille, Goldberg, and Malkhi, 2006; Konjevod, Richa, and Xia, 2007) and power law graphs (Chen et al., 2009, 2012). Some works deal with greedy routing on metric spaces (Ban, Gao, and van de Rijt, 2010; Bringmann, Keusch, Lengler, Maus, and Molla, 2017), even in dynamic networks (Krioukov, Papadopoulos, Boguñá, and Vahdat, 2008, 2009). Some of them propose the study of embeddings in metric spaces. Embedding graphs in metric spaces defined by the two-dimensional lattice is an interesting problem in the context of greedy routing in graphs generated by the Kleinberg model. An embedding attaches to each vertex a label with a pair numbers representing the vertex position in the lattice. Kleinberg (2006) also mentioned this problem.

Labeling the vertices with their respective positions in the lattice is a problem that rises from specific contexts. In peer-to-peer file sharing networks, such as Symphony (Manku, Bawa, and Raghavan, 2003) and Freenet (Clarke, Sandberg, Wiley, and Hong, 2000), the algorithm for searching documents in the network should find as many as possible source nodes with a few hops. A solution is to create a peer-to-peer overlay network with a small world model, which is an alternative to hypercubes, for example. In this context, hypercubes have diameter $\log |V|$, for a graph with $|V|$ vertices, and all vertices have the same degree $\log |V|$. On the other hand, small world graphs generated by Kleinberg model, for example, have expected diameter $\log |V|$ while all vertices have at most constant outdegree. Constant degree for all vertices is an important feature that directly impacts in the time complexity of distributed search and routing algorithms. We present a small world model that generates random undirected graphs with expected diameter $\log |V|$, expected constant degree in all vertices and with diameter $|V|^{1/2}$ in the worst case, which is smaller than $2|V|^{1/2}$ of the Kleinberg model in the two-dimensional lattice.

The need of routing messages through small paths may naturally become apparent in large peer-to-peer networks that are already created and in using. In this context, the nodes may not know their positions in the initial regular structure generated by the small world model, as the document search algorithm may not use this information. Thus, an algorithm that retrieves these positions is necessary for routing messages

through small paths in these peer-to-peer networks. Sandberg (2006) claims that a vertex may not have stored the positions of its neighbors in some applications. He solved the problem of finding labels to the vertices through a Markov chain Monte Carlo algorithm that runs in a distributed fashion. His algorithm iteratively estimates the positions in the lattice, assuming that the network was created by the Kleinberg model.

We present an alternative algorithm that runs in expected linear time on the size of the network, and can easily be adapted to a distributed version that runs in expected constant time in each node. The algorithm labels almost all vertices of small world graphs built upon a torus, instead of a lattice. It tries to identify the spanning torus and labels the vertices with their positions in the torus. The *spanning torus* is a torus subgraph generated by the small world model presented in this paper. It is a spanning graph, by the fact that it comprehends all the vertices. Section 3 presents it with more details. The algorithm runs a bounded depth search from each vertex aiming to find all the four-cycles rooted in it. The vertex recognizes lattice patterns in all combinations of four-cycles and identifies the edges in the torus, if possible. Finally, the algorithm labels all vertices with identified edges and their neighbors by a global breadth-first search.

Contributions. We present a small world model based on Kleinberg model, called *undirected toroidal small world* (UTSW) model. It differs on the generation of graphs over a torus, instead of a lattice, and with undirected long-range edges, instead of directed. We present upper and lower bounds on the normalizing factor of $\Theta(\log^{-1} n)$, where n is a parameter of the model that defines the torus size. The *normalizing factor* is a multiplicative factor that keeps the probability distribution summing to one on the long-range edges random generation. We present a formal definition for the labeling problem, an upper bound on the probability of existence of four-cycles composed by edges not in the spanning torus and show that this probability is small, which is $O(\log^{-1} n)$. We also present an expected linear time algorithm that labels almost all vertices and show a compact routing scheme for UTSW model.

Organization. Section 2 presents related works on small world graph models, improvements and trade-offs in greedy routing and labeling algorithms for routing. Section 3 presents our model and an analysis of its normalizing factor. Section 4 presents the formal definition of the *toroidal small world labeling problem*. Section 5 presents a sequence of results in order to bound the probability of the existence of four-cycles, rooted in a given vertex, that do not belong to the spanning torus. This upper bound is important for the probabilistic analysis of the labeling algorithm. Section 6 presents all procedures of the labeling algorithm, together with their analyses, and finishes presenting a compact routing scheme. Section 7 presents the conclusion and future works.

2 Related Works

Watts and Strogatz (1998) claim that many technological and social networks have topology between regular and random. They present a model that generates an undirected n -vertex ring and connects each vertex with its k closest vertices. After that, it changes the head of each edge uniformly and independently at random with probability c . The resulting graphs have small average of path length for some values of c , as Bollobás and Chung (1988) prove that a cycle with a random matching has diameter $\Theta(\log n)$ with high probability.

Kleinberg (2000) claims that people have “close” and “far” contacts. He presents a model based on geographic positions. It generates a $n \times n$ lattice where each vertex has a distinct position in the lattice, represented by a pair in $\{1, \dots, n\} \times \{1, \dots, n\}$. For each vertex, it creates directed edges to vertices within $p \geq 1$ steps in the lattice and $q \geq 0$ directed edges with independent random trials. Each edge

with tail in $u \in V$ has head $v \in V \setminus \{u\}$ with probability $Z_u \cdot d_{uv}^{-r}$, where d_{uv} is the distance in the lattice between u and v , $r \geq 0$ is the parameter for the probability distribution and Z_u is the normalizing factor in u . The *distance in the lattice* between u and v is $d_{uv} = |x_u - x_v| + |y_u - y_v|$, where (x_w, y_w) is the position of $w \in V$ in the lattice. The *normalizing factor* in u is $Z_u = \left(\sum_{w \in V \setminus \{u\}} d_{uw}^{-r} \right)^{-1}$. The probability distribution $Z_u \cdot d_{uv}^{-r}$ is referred in this paper as *inverse r^{th} -power distribution*.

Kleinberg also investigates the influence of r in a specific greedy routing procedure. *Myopic search*⁽ⁱ⁾ is a greedy routing procedure that uses the positions of the neighbors and the target. In myopic search, a vertex u forwards the message to its neighbor $\text{argmin}_{v \in N(u)} d_{vt}$, where $N(u)$ is the set of neighbors of u and $t \in V \setminus \{u\}$ is the target. He proves that myopic search performs $O(\log^2 n)$ expected number of forwards, for $p = q = 1$ and $r = 2$. Martel and Nguyen (2004) show that this bound is tight. Myopic search is considered an efficient algorithm because a polylogarithmic function in n defines the expected number of forwards. Sandberg (2006) presents the problem of vertices labeling when the positions are unknown. His algorithm estimates the position of each vertex in the case of the graph is toroidal and created by the Kleinberg model. The labeling algorithm presented in this paper labels a large fraction of vertices with exact positions, which distinguishes it from the statistical estimations that the Sandberg method outputs.

Analyzing the greedy routing in alternative models are also considered. Manku et al. (2004) present a routing algorithm similar to myopic search that also considers the neighbors of the neighbors. The expected number of forwards is $O\left(\frac{\log^2 n}{q \cdot \log q}\right)$ for a unidirectional n -ring based model, where q is the number of directed edges generated by random trials. Martel and Nguyen (2004) present a routing algorithm that also considers the positions of the long-range edges endpoints of the $\log n$ nearest vertices. The expected number of forwards is $O\left(\log^{1+1/d} n\right)$ for a d -dimensional lattice with long-range edges created with the inverse d^{th} -power distribution. Fraigniaud, Gavoille, and Paul (2006) obtain this result through an oblivious routing algorithm, that does not change the message header.

Zeng et al. (2005) present a unidirectional n -ring based model. For each vertex, it creates one long-range edge with the inverse first-power distribution and two augmented links with the vertices within distance $\log^2 n$ chosen uniformly at random. They define a non-oblivious and an oblivious routing algorithms that consider the positions of the $O(\log n)$ nearest vertices reachable through augmented links. Both have $O(\log n \log \log n)$ expected number of forwards. Zeng and Hsu (2006) generalize the model for d dimensions and define an oblivious algorithm that performs $O(\log n)$ expected number of forwards.

Liu et al. (2009) present a model that creates one long-range edge per subgroup of $k \times k$ vertices. The routing algorithm considers the positions of the endpoints of the $O(\log m)$ nearest long-range edges, where $m = n/k$. The expected number of forwards is $O(\log m \cdot \log^2 \log m)$. More works (Aspnes, Diamadi, and Shah, 2002; Dietzfelbinger and Woelfel, 2009) also present models, greedy routing algorithms and their expected number of forwards.

In the routing context, each vertex usually has a label and a routing table that encode network topological information. *Preprocessing algorithms* take as input a graph that models the network and output the labels and routing tables of all vertices. *Labeling algorithms* assign addresses, or labels, to the vertices (Cowen, 1999). Running time and labels size are the main metrics for analyzing labeling algorithms.

Cowen (1999) presents a compact routing scheme for general networks. The labeling algorithm runs in

⁽ⁱ⁾ As the author named it in one of his books (Easley and Kleinberg, 2010).

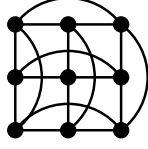


Fig. 1: The two-dimensional undirected torus with size $n = 3$.

$\tilde{O}(n^{1+2\alpha} + n^{1-\alpha}m + n^{(1+\alpha)/2}m)$ time⁽ⁱⁱ⁾, where n is the number of vertices, m is the number of edges and $0 < \alpha < 1$. It chooses a set of vertices called landmarks and generates labels with $2\lceil \log n \rceil + \lceil \log \Delta \rceil + 3$ bits, where Δ is the maximum degree of the graph. Thorup and Zwick (2001) present a landmark selection process that changes the running time to $\tilde{O}(nm)$.

There are specialized compact routing schemes. Abraham et al. (2006) present one for networks with low doubling dimension. The labeling algorithm has linear running time and it generates labels with $\lceil \log n \rceil$ bits. Chen et al. (2009, 2012) present a compact routing scheme for power law networks. The labels encode a shortest path and, because of that, they have size of $O(\log n \log \log n)$ bits with probability $1 - o(1)$. The preprocessing algorithm runs in $O(n^{1+\gamma} \log n)$ expected time, where $\epsilon < \gamma < 1/3 + \epsilon$.

Some authors use existing compact routing schemes. Brady and Cowen (2006) present a compact routing scheme for power law networks that uses the Thorup and Zwick scheme for trees (Thorup and Zwick, 2001). The labels have $O(e \log^2 n)$ bits, where e assumes small values. Konjevod et al. (2007) present a compact routing scheme for networks with low doubling dimension that also uses the Thorup and Zwick scheme for trees, where the labels have $\lceil \log n \rceil$ bits.

3 Undirected Toroidal Small World Model

This section presents the *undirected toroidal small world* (UTSW) model. The model is similar to the Kleinberg (2000) model. Roughly, instead of using a grid, it “ties the borders” of the lattice, obtaining a torus. Also, Kleinberg uses directed long-range edges, but we use undirected instead. Let $S^2 = S \times S$ and $\llbracket n \rrbracket = \{0, 1, \dots, n-1\}$. At first, the model generates a two-dimensional $n \times n$ undirected torus as follows. It creates n^2 vertices such that each vertex is a distinct element of $\llbracket n \rrbracket^2$. After that, each vertex (i, j) is connected with the vertices $(i, (j+1) \bmod n)$ and $((i+1) \bmod n, j)$ through undirected edges. Now, we have a torus as Figure 1 shows, in that case, it is the two-dimensional undirected torus with size three. We denote this generated torus as $T = (V, E')$ with size n in the rest of the paper, unless the generated torus or T are locally redefined. Note that $|V| = n^2$ and $|E'| = 2|V|$. We also assume sizes $n \geq 3$, otherwise the torus may have parallel edges or loops, both of which we do not consider in this paper.

Let d_{uv} be the distance between u and v on T . Note that $d_{uv} = \min(|x_u - x_v|, n - |x_u - x_v|) + \min(|y_u - y_v|, n - |y_u - y_v|)$ for all $u, v \in V$, where (x_w, y_w) is defined for $w \in V$ during the torus generation. After the torus creation, each vertex $u \in V$ chooses another vertex $v \in V \setminus \{u\}$ to create an edge. The choice is sampled from the inverse second-power distribution, *i.e.*, u chooses v with probability $Z_u \cdot d_{uv}^{-2}$, where Z_u is the *normalizing factor* in u . The *normalizing factor* Z_u is a value that keeps the

⁽ⁱⁱ⁾ The asymptotic notation \tilde{O} hides polylogarithmic multiplicative factors from the bound.

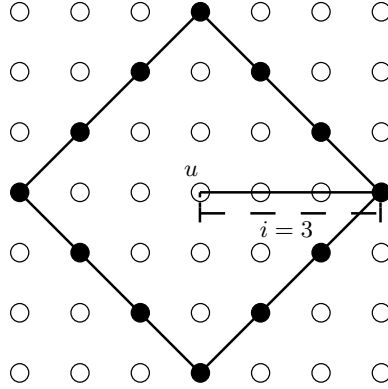


Fig. 2: Vertices at a distance $i = 3 < n/2$ from u , with $n = 7$.

probability distribution summing to one in each u . Its value is

$$Z_u = \left(\sum_{w \in V \setminus \{u\}} d_{uw}^{-2} \right)^{-1}.$$

To avoid parallel edges, an edge is not created if it has already been created. We refer the edges created in the torus generation process as *local edges* and those created by the randomized process as *long-range edges*. Let C_{uv} be the event of vertex u choosing the vertex v to create a long-range edge. Note that the probability distribution $\Pr(C_{uv}) = Z_u \cdot d_{uv}^{-2}$, for all $v \in V \setminus \{u\}$, sums to one. We use the distance function d and the event C in the rest of the paper. We also assume that the positions (x_w, y_w) of all $w \in V$, computed during the torus generation, are not an output of the model. In fact, finding these positions is the problem that we solve in this paper.

Theorem 1 $Z_u = Z_v$ for all $u, v \in V$.

Proof: Let $P_{ui} = \{w \in V | d_{uw} = i\}$ for all $1 \leq i \leq n$. Figure 2 shows the vertices in P_{u3} in a torus with $n = 7$. As T is symmetrical for all u and v , so $|P_{ui}| = |P_{vi}|$ and, then

$$Z_u = \left(\sum_{w \in V \setminus \{u\}} d_{uw}^{-2} \right)^{-1} = \left(\sum_{i=1}^n |P_{ui}| \cdot i^{-2} \right)^{-1} = \left(\sum_{i=1}^n |P_{vi}| \cdot i^{-2} \right)^{-1} = Z_v.$$

□

Despite that each vertex has its own normalizing factor value, Theorem 1 shows that all of them are equal to each other. So, we denote it as Z , as shown in Definition 1. The UTSW model is defined in Definition 2.

Definition 1 (Normalizing factor) The normalizing factor is $Z = \left(\sum_{v \in V \setminus \{u\}} d_{uv}^{-2} \right)^{-1}$ for any $u \in V$.

Definition 2 (UTSW model) The undirected toroidal small world (UTSW) model is a graph $G = (V, E)$ over a two-dimensional undirected torus with size $n \geq 3$ and, for all $u \in V$ and a $v \in V \setminus \{u\}$, the edge $\{u, v\}$ is included in E with probability $\Pr(C_{uv}) = Z \cdot d_{uv}^{-2}$.

We assume that G is a UTSW graph from now on. The remaining of this section presents some results related to the UTSW model that are used throughout the paper.

Lemma 2 Let $P_{ui} = \{v \in V | d_{uv} = i\}$ for each $u \in V$ and $1 \leq i \leq n$. Then, $|P_{ui}| = 4i$ if $i < n/2$, and $|P_{ui}| < 4i$ otherwise.

Proof: The proof follows by ‘‘sweeping’’ in one of the two dimensions of T . When $i < n/2$,

$$|P_{ui}| = 1 + \sum_{j=1}^{i-1} 2 + 2 + \sum_{j=1}^{i-1} 2 + 1 = 4 + 2 \cdot 2(i-1) = 4i.$$

When $i \geq n/2$, $4i$ is an upper bound for $|P_{ui}|$. \square

Fact 1 (Harmonic number) Let H_k be the k^{th} harmonic number, then $\ln(k+1) < H_k \leq \ln k + 1$.

Theorem 3 The normalizing factor $Z < (4 \ln(n/2))^{-1}$.

Proof: Let $P_{ui} = \{v \in V | d_{uv} = i\}$ for any $u \in V$ and all $1 \leq i \leq n$. Given the Definition 1,

$$Z = \left(\sum_{v \in V \setminus \{u\}} d_{uv}^{-2} \right)^{-1} = \left(\sum_{i=1}^n |P_{ui}| \cdot i^{-2} \right)^{-1} < \left(\sum_{i=1}^{\lceil n/2 \rceil - 1} |P_{ui}| \cdot i^{-2} \right)^{-1} = (4H_{\lceil n/2 \rceil - 1})^{-1},$$

due to $i \leq \lceil n/2 \rceil - 1 < n/2$ and Lemma 2. By Fact 1 and $\lceil n/2 \rceil \geq n/2$, $Z < (4 \ln(n/2))^{-1}$. \square

Theorem 4 The normalizing factor $Z > (4(\ln n + 1))^{-1}$.

Proof: As in the beginning of the Theorem 3 proof and by Lemma 2, $Z > \left(\sum_{i=1}^n 4i \cdot i^{-2} \right)^{-1} = (4H_n)^{-1}$.

By Fact 1, $Z > (4(\ln n + 1))^{-1}$. \square

Despite that Theorem 4 is not used in the rest of the paper, it implies that the upper bound of Z , presented in Theorem 3, is tight.

4 Toroidal Small World Labeling Problem

A position, or label, $p = (p_1, p_2)$ in a two-dimensional torus of size n is an element of $\llbracket n \rrbracket^2$, and p_i , for $i \in \{1, 2\}$, are the coordinates of p .

Definition 3 Let $d'_n : \llbracket n \rrbracket^2 \times \llbracket n \rrbracket^2 \rightarrow \mathbb{N}$ be the function such that $d'_n(x, y) = \sum_{i=1}^2 \min(|x_i - y_i|, n - |x_i - y_i|)$, where $x, y \in \llbracket n \rrbracket^2$. A two-dimensional toroidal vertex labeling function of T is a function $\ell_T : V \rightarrow \llbracket n \rrbracket^2$ such that $d_{uv} = d'_n(\ell_T(u), \ell_T(v))$ for all $u, v \in V$ and $n = |V|^{1/2}$.

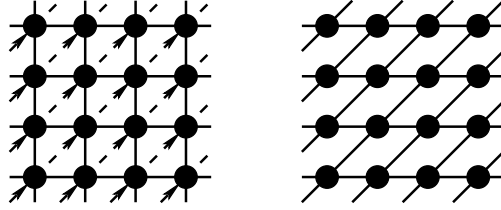


Fig. 3: Graph with more than one spanning torus.

The function d' is similar to d , but d defines the distance between a pair of vertices on T and d' defines the distance between a pair of positions (labels). The function ℓ_T defines a label to each vertex of T such that the distances d and d' between any two vertices of T are equal. The *toroidal small world labeling problem* consists of finding a two-dimensional toroidal vertex labeling function $\ell_{T'}$ for a UTSW graph G and a spanning torus T' of size n . Note that T' is a spanning torus of G that may be distinct from the original torus T generated by UTSW model. This is an interesting problem because, given a two-dimensional toroidal vertex labeling function $\ell_{T'}$, it is possible to run myopic search for routing messages in G .

Note that G has at least one two-dimensional spanning torus, due to the UTSW definition. Besides that, the long-range edges creation process in UTSW may generate others two-dimensional spanning tori, as we explain next. The original torus T is composed only by local edges, while the others tori are composed by long-range edges also. The left side of the Figure 3 shows a part of a UTSW graph. In this case, each vertex chose a specific vertex to create a long-range edge, represented by the dashed arrows. This process generates a graph that may have more than one spanning torus. The Figure 3 highlights one of them in the right side.

5 Cycles of Size Four Outside the Torus

The identification of a spanning two-dimensional torus is an important procedure. It can be used by a breadth-first search to label the vertices, as we do in Section 6. Our approach is to detect cycles of size four composed by distinct vertices, due to a two-dimensional torus being an arrange of them.

A UTSW graph may have induced four-cycles composed by some long-range edges, instead of only local edges. The existence of this type of cycles is a problem in the torus identification process, if one uses the approach of searching for induced four-cycles. For any $u \in V$, there are only four cycles of size four rooted in u in the torus T . Besides that, the UTSW process may create long-range edges such that more induced four-cycles rooted in u appear in G . Despite this, we show in Theorem 16 that the probability of the existence of four-cycles composed by at least one long-range edge is small, and this is the main result of this section.

We aim to bound the probability of the event that at least one four-cycle, rooted in u , is in G but not in T . Such event, turns out to be a union of nine other events. Lemmas 7 to 15 show upper bounds on the probabilities of each of these nine events. Lemmas 5 and 6 are technical results and, together with the Fact 2, are used to prove the other results.

Lemma 5 $\sum_{v \in V \setminus \{u\}} d_{uv}^{-2} < 4(\ln n + 1)$ for all $u \in V$.

Proof: Grouping the terms of the sum by their values and using Lemma 2, $\sum_{v \in V \setminus \{u\}} d_{uv}^{-2} < \sum_{i=1}^n 4i \cdot i^{-2}$.

By Fact 1, $\sum_{v \in V \setminus \{u\}} d_{uv}^{-2} < 4(\ln n + 1)$. \square

Fact 2 (Riemann zeta function) $\zeta(3) = \sum_{i=1}^{\infty} i^{-3} < 1.20206$, where ζ is the Riemann zeta function.

Lemma 6 $\sum_{w \in V \setminus \{u,v\}} d_{uw}^{-2} d_{wv}^{-2} < 12\zeta(3) + 4$ for all $u, v \in V$ and $u \neq v$.

Proof: The distance $d_{uv} \leq n$ because T is a two-dimensional torus. Thus, the sum can be split into three sums: (i) $\sum_{i=1}^{d_{uv}-1} \sum_{\substack{w \in V \setminus \{u,v\} \\ d_{uw}=i}} d_{uw}^{-2} d_{wv}^{-2}$, (ii) $\sum_{\substack{w \in V \setminus \{u,v\} \\ d_{uw}=d_{uv}}} d_{uw}^{-2} d_{wv}^{-2}$ and (iii) $\sum_{i=d_{uv}+1}^n \sum_{\substack{w \in V \setminus \{u,v\} \\ d_{uw}=i}} d_{uw}^{-2} d_{wv}^{-2}$.

For (i), $d_{uw} < d_{uv}$ for all terms. This fact allows the using of the triangle inequality such that $d_{uv} - d_{uw}$ is positive for all $w \in V \setminus \{u, v\}$. So, this term is at most $\sum_{i=1}^{d_{uv}-1} \sum_{\substack{w \in V \setminus \{u,v\} \\ d_{uw}=i}} d_{uw}^{-2} (d_{uv} - d_{uw})^{-2}$. Since

$d_{uw} = i$ and by Lemma 2,

$$\begin{aligned} \sum_{i=1}^{d_{uv}-1} \sum_{\substack{w \in V \setminus \{u,v\} \\ d_{uw}=i}} d_{uw}^{-2} d_{wv}^{-2} &\leq 4 \sum_{i=1}^{d_{uv}-1} i^{-1} (d_{uv} - i)^{-2} \\ &= 4 \left(\sum_{i=1}^{\lfloor \frac{d_{uv}-1}{2} \rfloor} i^{-1} (d_{uv} - i)^{-2} + \sum_{i=1}^{\lceil \frac{d_{uv}-1}{2} \rceil} (d_{uv} - i)^{-1} i^{-2} \right) \\ &\leq 4 \left(\sum_{i=1}^{\lfloor \frac{d_{uv}-1}{2} \rfloor} i^{-1} i^{-2} + \sum_{i=1}^{\lceil \frac{d_{uv}-1}{2} \rceil} i^{-1} i^{-2} \right), \end{aligned}$$

where the last inequality holds because $d_{uv} - i \geq i$ for all terms in both sums. As all sums terms are positive for $i \geq 1$, then $\sum_{i=1}^{d_{uv}-1} \sum_{\substack{w \in V \setminus \{u,v\} \\ d_{uw}=i}} d_{uw}^{-2} d_{wv}^{-2} < 8 \sum_{i=1}^{\infty} i^{-3} = 8\zeta(3)$, by Fact 2.

For (ii), as $d_{wv} \geq 1$, $d_{uw} = d_{uv}$, $d_{uv} \geq 1$ and Lemma 2,

$$\sum_{\substack{w \in V \setminus \{u,v\} \\ d_{uw}=d_{uv}}} d_{uw}^{-2} d_{wv}^{-2} \leq \sum_{\substack{w \in V \setminus \{u,v\} \\ d_{uw}=d_{uv}}} d_{uw}^{-2} \leq 4d_{uv} \cdot d_{uv}^{-2} \leq 4.$$

For (iii), $\sum_{i=d_{uv}+1}^n \sum_{\substack{w \in V \setminus \{u,v\} \\ d_{uw}=i}} d_{uw}^{-2} d_{wv}^{-2} \leq 4 \sum_{i=d_{uv}+1}^n i^{-1} (i - d_{uv})^{-2}$ holds by a similar way of (i). The

latter is equal to $4 \sum_{i=1}^{n-d_{uv}} (d_{uv} + i)^{-1} i^{-2} < 4 \sum_{i=1}^{n-d_{uv}} i^{-1} i^{-2} < 4 \sum_{i=1}^{\infty} i^{-3} = 4\zeta(3)$, by Fact 2. Given the

upper bounds on (i), (ii) and (iii), therefore $\sum_{w \in V \setminus \{u,v\}} d_{uw}^{-2} d_{wv}^{-2} < 12\zeta(3) + 4$. \square

Given $u \in V$, let E_u be the event of the existence of at least one four-cycle, rooted in u , that is in G but not in T . Note that this event is equal to the event of UTSW creating long-range edges so that exists at least one four-cycle rooted in u that belongs to G composed by *at least one long-range edge*. Let s be a local edge and w be a long-range edge in a sequence of edges of a four-cycle rooted in u . Note that, there are 2^4 possible combinations of local and long-range edges and, one of them is certainly not in E_u , which is (s, s, s, s) , *i.e.* the four-cycle with only local edges. The others 15 combinations can be grouped in nine sub-events of E_u , where each group leads to a different analysis, but the events belonging to a given group have the same analysis (which motivates the grouping). Then, $E_u = \bigcup_{i=1}^9 E_{iu}$ and, each E_{iu} is defined by the following list.

- E_{1u} : existence of at least one four-cycle, rooted in u , that belongs to G with edge sequence (s, s, s, w) or (w, s, s, s) ;
- E_{2u} : existence of at least one four-cycle, rooted in u , that belongs to G with edge sequence (s, s, w, s) or (s, w, s, s) ;
- E_{3u} : existence of at least one four-cycle, rooted in u , that belongs to G with edge sequence (s, s, w, w) or (w, w, s, s) ;
- E_{4u} : existence of at least one four-cycle, rooted in u , that belongs to G with edge sequence (s, w, s, w) or (w, s, w, s) ;
- E_{5u} : existence of at least one four-cycle, rooted in u , that belongs to G with edge sequence (s, w, w, s) ;
- E_{6u} : existence of at least one four-cycle, rooted in u , that belongs to G with edge sequence (s, w, w, w) or (w, w, w, s) ;
- E_{7u} : existence of at least one four-cycle, rooted in u , that belongs to G with edge sequence (w, s, s, w) ;
- E_{8u} : existence of at least one four-cycle, rooted in u , that belongs to G with edge sequence (w, s, w, w) or (w, w, s, w) ;
- E_{9u} : existence of at least one four-cycle, rooted in u , that belongs to G with edge sequence (w, w, w, w) .

Lemmas 7 to 15 show upper bounds on the probabilities of each of these events. Finally, Theorem 16 bounds the probability of E_u . Recall that C_{uv} is the event of vertex $u \in V$ choosing the vertex $v \in V \setminus \{u\}$ to create a long-range edge.

Lemma 7 $\Pr(E_{1u}) < 2/3 \ln^{-1}(n/2)$.

Proof: Let $A = \{a \in V | d_{ua} = 3\}$. Then, $\Pr(E_{1u}) = \Pr\left(\bigcup_{a \in A} (C_{ua} \cup C_{au})\right)$. Using union bound, Definition 2, $d_{ua} = d_{au} = 3$ and $|A| \leq 4d_{ua} = 12$, by Lemma 2, then $\Pr(E_{1u}) \leq 8/3Z$. By Theorem 3, $\Pr(E_{1u}) < 2/3 \ln^{-1}(n/2)$. \square

Lemma 8 $\Pr(E_{2u}) < 64/9 \ln^{-1}(n/2)$.

Proof: Let $A = \{a \in V | d_{ua} = 1\}$ and $B = \{b \in V | d_{ub} = 2\}$. So $\Pr(E_{2u}) = \Pr\left(\bigcup_{a \in A} \bigcup_{b \in B} (C_{ab} \cup C_{ba})\right)$. Using union bound, Definition 2 and $d_{ab} = d_{ba}$, then $\Pr(E_{2u}) \leq 2Z \sum_{a \in A} \sum_{b \in B} d_{ab}^{-2}$. By Lemma 2, $|B| \leq 8$. When $|B| = 8$, $d_{ab} = 3$ occurs five times and $d_{ab} = 1$ occurs three times in the last sum. So $\Pr(E_{2u}) \leq 256/9Z$ because $|A| = 4$. By Theorem 3, $\Pr(E_{2u}) < 64/9 \ln^{-1}(n/2)$. \square

Lemma 9 $\Pr(E_{3u}) < (6\zeta(3) + 3/4) \ln^{-2}(n/2)$.

Proof: Let $A = \{a \in V | d_{ua} = 2\}$. The event E_{3u} is

$$\bigcup_{a \in A} \bigcup_{b \in V \setminus \{u, a\}} (C_{ab} \cap C_{bu}) \cup (C_{ab} \cap C_{ub}) \cup (C_{ba} \cap C_{ub}).$$

Note that the three intersections are between mutually independent events. So, in a similar way of Lemmas 7 and 8 proofs, we have

$$\Pr(E_{3u}) \leq 3Z^2 \sum_{a \in A} \sum_{b \in V \setminus \{u, a\}} d_{ab}^{-2} d_{ub}^{-2}.$$

The last sum can be split into two other sums, one for $d_{ub} = 2$ and the other for $d_{ub} \geq 3$, because there is no $b \in V \setminus \{u, a\}$ such that $d_{ub} = 1$ in E_{3u} . When $d_{ub} = 2$, $d_{ub} \leq d_{ab}$ for all $a \in A$ and, as a consequence, $\sum_{b \in V \setminus \{u, a\}} d_{ab}^{-2} d_{ub}^{-2} \leq 4 \cdot 2 \cdot 2^{-2} \cdot 2^{-2} = 1/2$, due to Lemma 2. When $d_{ub} \geq 3$, the triangle inequality

is used to find $d_{ab} \geq d_{ub} - 2$, because $d_{ua} = 2$. By this fact and Lemma 2, $\sum_{i=3}^n \sum_{\substack{b \in V \setminus \{u, a\} \\ d_{ub}=i}} d_{ab}^{-2} d_{ub}^{-2} \leq$

$\sum_{i=3}^n 4i \cdot (i-2)^{-2} \cdot i^{-2} < 4 \sum_{i=1}^{\infty} i^{-3}$. Therefore, $\Pr(E_{3u}) < 3Z^2 \cdot 8 \left(1/2 + 4 \sum_{i=1}^{\infty} i^{-3}\right)$, by the fact that $|A| \leq 4d_{ua} = 8$, due to Lemma 2. Using Fact 2 and Theorem 3, $\Pr(E_{3u}) < (6\zeta(3) + 3/4) \ln^{-2}(n/2)$. \square

Lemma 10 $\Pr(E_{4u}) < (16\zeta(3) + 5/4) \ln^{-2}(n/2)$.

Proof: Let $A = \{a \in V | d_{ua} = 1\}$ and, for a given $b \in V$, $C_b = \{c \in V | d_{bc} = 1\}$. Note that, for $x, y \in V$, C_{xy} is an event and C_b is a set. The event E_{4u} is

$$\bigcup_{a \in A} \bigcup_{b \in V \setminus \{u, a\}} \bigcup_{c \in C_b \setminus \{u, a\}} (C_{ab} \cup C_{ba}) \cap (C_{uc} \cup C_{cu}).$$

All simple events are mutually independent. Using the union bound, the simple events independence and Definition 2, then

$$\Pr(E_{4u}) \leq 4Z^2 \sum_{a \in A} \sum_{b \in V \setminus \{u, a\}} \sum_{c \in C_b \setminus \{u, a\}} d_{ab}^{-2} d_{uc}^{-2}.$$

The second sum can be split for $d_{ab} = 2$ and $d_{ab} \geq 3$, because there is no $b \in V \setminus \{u, a\}$ such that $d_{ab} = 1$ for all $a \in A$ in E_{4u} .

When $d_{ab} = 2$, $|\{b \in V \setminus \{u, a\} : d_{ab} = 2\}| \leq 4d_{ab} = 8$ holds, due to Lemma 2, for all $a \in A$. Note that, at most five of the at most eight vertices $b \in V \setminus \{u, a\}$ have their C_b with size $|\{c \in C_b \setminus \{u, a\} : d_{ab} = 2\}| \leq 4d_{bc} = 4$. The others at most three vertices do not belong to the event E_{4u} . Furthermore, $d_{ab} \leq d_{uc}$ when $d_{ab} = 2$ and, so $\sum_{b \in V \setminus \{u, a\}} \sum_{c \in C_b \setminus \{u, a\}} d_{ab}^{-2} d_{uc}^{-2} \leq 5 \cdot 4 \cdot 2^{-2} \cdot 2^{-2} = 5/4$.

When $d_{ab} \geq 3$, $d_{uc} \geq d_{ab} - 2$ for all $a \in A$. Combining these splittings of the sum for $d_{ab} = 2$ and $d_{ab} \geq 3$, together with Lemma 2,

$$\Pr(E_{4u}) \leq 4Z^2 \cdot 4 \left(5/4 + 16 \sum_{i=3}^n i^{-1} \cdot (i-2)^{-2} \right).$$

As $\sum_{i=3}^n i^{-1} \cdot (i-2)^{-2} < \sum_{i=1}^{\infty} i^{-3}$, by Fact 2 and Theorem 3, $\Pr(E_{4u}) < (16\zeta(3) + 5/4) \ln^{-2}(n/2)$. \square

Lemma 11 $\Pr(E_{5u}) < (9/2\zeta(3) + 63/128) \ln^{-2}(n/2)$.

Proof: Let $A = \{a \in V | d_{ua} = 1\}$ such that $A = \{a_1, a_2, a_3, a_4\}$ in any sequence. The event E_{5u} is

$$\bigcup_{\substack{a_i, a_j \in A \\ i < j}} \bigcup_{b \in V \setminus \{u, a_i, a_j\}} (C_{a_i b} \cap C_{b a_j}) \cup (C_{a_i b} \cap C_{a_j b}) \cup (C_{b a_i} \cap C_{a_j b}).$$

All simple events in the intersections are independent. So,

$$\Pr(E_{5u}) \leq 3Z^2 \sum_{\substack{a_i, a_j \in A \\ i < j}} \sum_{b \in V \setminus \{u, a_i, a_j\}} d_{a_i b}^{-2} d_{a_j b}^{-2}.$$

Note that $d_{a_i b} \geq 2$ in E_{5u} . When $d_{a_i b} = 2$, there is a $b \in V$ such that $b = a_j$ for all $a_i, a_j \in A$. Thus, $|\{b \in V \setminus \{u, a_i, a_j\} : d_{a_i b} = 2\}| \leq 4d_{a_i b} - 1 = 7$, due to Lemma 2. Furthermore, $d_{a_i b} \leq d_{a_j b}$ for all $a_i, a_j \in A$. Thus, the inequality $\sum_{b \in V \setminus \{u, a_i, a_j\}} d_{a_i b}^{-2} d_{a_j b}^{-2} \leq 7 \cdot 2^{-2} \cdot 2^{-2} = 7/16$ holds when $d_{a_i b} = 2$.

When $d_{a_i b} \geq 3$, $d_{a_j b} \geq d_{a_i b} - 2$ for all $a_i, a_j \in A$ and $b \in V \setminus \{u, a_i, a_j\}$. Combining with Lemma 2, the inequality $\sum_{b \in V \setminus \{u, a_i, a_j\}} d_{a_i b}^{-2} d_{a_j b}^{-2} \leq \sum_{k=3}^n 4k \cdot k^{-2} \cdot (k-2)^{-2}$ holds. As $\sum_{k=3}^n k^{-1} \cdot (k-2)^{-2} < \sum_{k=1}^{\infty} k^{-3}$,

then $\Pr(E_{5u}) < 3Z^2 \sum_{\substack{a_i, a_j \in A \\ i < j}} \left(7/16 + 4 \sum_{k=1}^{\infty} k^{-3} \right)$. By Lemma 2, $|A| = 4d_{ua} = 4$, thus there are $\binom{4}{2}$

distinct combinations of values for i and j . Therefore, $\Pr(E_{5u}) < (9/2\zeta(3) + 63/128) \ln^{-2}(n/2)$, due to Fact 2 and Theorem 3. \square

Lemma 12 $\Pr(E_{6u}) < (12\zeta(3) + 4)(\ln n + 1) \ln^{-3}(n/2)$.

Proof: Let $A = \{a \in V \mid d_{ua} = 1\}$. The event E_{6u} is

$$\bigcup_{a \in A} \bigcup_{b \in V \setminus \{u, a\}} \bigcup_{c \in V \setminus \{u, a, b\}} \frac{(C_{ab} \cap C_{bc} \cap C_{uc}) \cup (C_{ab} \cap C_{cb} \cap C_{uc}) \cup (C_{ba} \cap C_{cb} \cap C_{uc}) \cup (C_{ab} \cap C_{bc} \cap C_{cu})}{(C_{ba} \cap C_{cb} \cap C_{uc}) \cup (C_{ab} \cap C_{bc} \cap C_{cu})}.$$

All the intersections in E_{6u} are among mutually independent simple events. So, because $d_{ab} = d_{ba}$, $d_{bc} = d_{cb}$, $d_{uc} = d_{cu}$ and by Definition 2, the probabilities of the four combinations of intersections of simple events in E_{6u} are equal to $Z^3 \cdot d_{ab}^{-2} \cdot d_{bc}^{-2} \cdot d_{cu}^{-2}$, for all $a \in A$, $b \in V \setminus \{u, a\}$ and $c \in V \setminus \{u, a, b\}$. Using union bound,

$$\Pr(E_{6u}) \leq 4Z^3 \sum_{a \in A} \sum_{b \in V \setminus \{u, a\}} d_{ab}^{-2} \sum_{c \in V \setminus \{u, a, b\}} d_{bc}^{-2} d_{cu}^{-2}.$$

Using Lemmas 6 and 5 and due to $|A| = 4d_{ua} = 4$, by Lemma 2 and Theorem 3, $\Pr(E_{6u}) < (12\zeta(3) + 4)(\ln n + 1) \ln^{-3}(n/2)$. \square

Lemma 13 $\Pr(E_{7u}) < (6\zeta(3) + 21/32) \ln^{-2}(n/2)$.

Proof: For a given $a \in V$, let $B_a = \{b \in V \mid d_{ab} = 2\}$. The event E_{7u} is

$$\bigcup_{a \in V \setminus \{u\}} \bigcup_{b \in B_a \setminus \{u\}} (C_{ua} \cap C_{bu}) \cup (C_{au} \cap C_{ub}) \cup (C_{au} \cap C_{bu}).$$

All intersections are between mutually independent simple events. Using union bound, the events independence, Definition 2, $d_{au} = d_{ua}$ and $d_{bu} = d_{ub}$, then

$$\Pr(E_{7u}) \leq 3Z^2 \sum_{a \in V \setminus \{u\}} \sum_{b \in B_a \setminus \{u\}} d_{ua}^{-2} d_{ub}^{-2}.$$

Note that $d_{ua} \geq 2$ in E_{7u} . So, the first sum can be split for $d_{ua} = 2$ and $d_{ua} \geq 3$.

When $d_{ua} = 2$, there is a $b \in B_a$ such that $b = u$ for all $a \in V \setminus \{u\}$. As a consequence, the inequalities $|\{b \in B_a \setminus \{u\} : d_{ua} = 2\}| \leq 4d_{ab} - 1 = 7$ and $|\{a \in V \setminus \{u\} : d_{ua} = 2\}| \leq 4d_{ua} = 8$ hold, due to Lemma 2. Besides that, $d_{ua} \leq d_{ub}$ for all $a \in V \setminus \{u\}$ and $b \in B_a \setminus \{u\}$. Thus,

$$\sum_{a \in V \setminus \{u\}} \sum_{b \in B_a \setminus \{u\}} d_{ua}^{-2} d_{ub}^{-2} \leq 8 \cdot 7 \cdot 2^{-2} \cdot 2^{-2} = 7/2 \text{ when } d_{ua} = 2.$$

When $d_{ua} \geq 3$, then $d_{ub} \geq d_{ua} - 2$ for all $a \in V \setminus \{u\}$ and $b \in B_a \setminus \{u\}$. Therefore,

$$\sum_{a \in V \setminus \{u\}} \sum_{b \in B_a \setminus \{u\}} d_{ua}^{-2} d_{ub}^{-2} \leq 32 \sum_{i=3}^n i^{-1} \cdot (i-2)^{-2},$$

due to the facts $|\{a \in V \setminus \{u\} : d_{ua} \geq 3\}| \leq 4d_{ua}$ and $|\{b \in B_a \setminus \{u\} : d_{ua} \geq 3\}| \leq 4d_{ab} = 8$, by

Lemma 2. Combining the cases for $d_{ua} = 2$ and $d_{ua} \geq 3$, then $\Pr(E_{7u}) \leq 3Z^2 \left(7/2 + 32 \sum_{i=3}^n i^{-1} \cdot (i-2)^{-2} \right)$.

As $\sum_{i=3}^n i^{-1} \cdot (i-2)^{-2} < \sum_{i=1}^{\infty} i^{-3}$ and by Fact 2 and Theorem 3, so $\Pr(E_{7u}) < (6\zeta(3) + 21/32) \ln^{-2}(n/2)$. \square

Lemma 14 $\Pr(E_{8u}) < (12\zeta(3) + 4)(\ln n + 1) \ln^{-3}(n/2)$.

Proof: For a given $a \in V$, let $B_a = \{b \in V \mid d_{ab} = 1\}$. The event E_{8u} is

$$\bigcup_{a \in V \setminus \{u\}} \bigcup_{b \in B_a \setminus \{u\}} \bigcup_{c \in V \setminus \{u, a, b\}} \begin{matrix} (C_{ua} \cap C_{bc} \cap C_{cu}) \cup (C_{au} \cap C_{bc} \cap C_{uc}) \cup \\ (C_{au} \cap C_{bc} \cap C_{cu}) \cup (C_{au} \cap C_{cb} \cap C_{uc}). \end{matrix}$$

The proof follows similarly to the proof of Lemma 12. \square

Lemma 15 $\Pr(E_{9u}) < (3/4\zeta(3) + 1/4)(\ln n + 1)^2 \ln^{-4}(n/2)$.

Proof: The event E_{9u} is

$$\bigcup_{a \in V \setminus \{u\}} \bigcup_{b \in V \setminus \{u, a\}} \bigcup_{c \in V \setminus \{u, a, b\}} (C_{ua} \cap C_{ab} \cap C_{bc} \cap C_{cu}).$$

All simple events in the intersections are mutually independent. Using union bound, the independence of the simple events and Definition 2,

$$\Pr(E_{9u}) \leq Z^4 \sum_{a \in V \setminus \{u\}} d_{ua}^{-2} \sum_{b \in V \setminus \{u, a\}} d_{ab}^{-2} \sum_{c \in V \setminus \{u, a, b\}} d_{bc}^{-2} d_{cu}^{-2}.$$

By Lemmas 6 and 5 and Theorem 3, $\Pr(E_{9u}) < (3/4\zeta(3) + 1/4)(\ln n + 1)^2 \ln^{-4}(n/2)$. \square

Theorem 16 $\Pr(E_u) = O(\log^{-1} n)$.

Proof: The bound for the probability of the event $E_u = \bigcup_{i=1}^9 E_{iu}$ follows by union bound and Lemmas 7 to 15. Then,

$$\begin{aligned} \Pr(E_u) &\leq \sum_{i=1}^9 \Pr(E_{iu}) \\ &< 70/9 \ln^{-1}(n/2) + \\ &\quad (65/2\zeta(3) + 403/128) \ln^{-2}(n/2) + \\ &\quad (24\zeta(3) + 8)(\ln n + 1) \ln^{-3}(n/2) + \\ &\quad (3/4\zeta(3) + 1/4)(\ln n + 1)^2 \ln^{-4}(n/2). \end{aligned}$$

As $(\ln n + 1)/\ln(n/2)$ is $O(1)$, so $\Pr(E_u)$ is $O(\log^{-1} n)$. \square

Theorem 16 means that the probability of the existence of at least one four-cycle, rooted in a vertex $u \in V$, that is in G but not in T is small. Particularly, $\Pr(E_u) = 0$ when n goes to infinity. Section 6 presents the labeling algorithm, that uses the results of this section.

6 Labeling Algorithm

The design of the labeling algorithm is based on the spanning torus identification. We next describe its idea. Note that a breadth-first search can be used to label the vertices of the spanning torus. But, a UTSW graph has a spanning torus together with long-range edges. So, at first, the algorithm tries to remove the long-range edges. This procedure consists in running searches rooted in each vertex aiming to remove incident long-range edges. The algorithm runs a search with depth four rooted in each vertex, and creates a list of four-cycles rooted in it. It identifies lattice patterns, defined in Definition 4, through combinations of the four-cycles in the list. If the algorithm identifies lattice patterns with only local edges incident to the root vertex, then the remaining incident edges are long-range edges and it removes them. The resulting graph is an “almost” torus with possibly a few sparsely distributed long-range edges that cannot be identified by the algorithm.

After that, we choose a random vertex of the resulting graph that can be the initial reference to label the others vertices. Finally, the algorithm labels almost all vertices running a breadth-first search in the resulting graph rooted in that chosen vertex. The *labeling algorithm* (LA), defined in Algorithm 6, runs five important procedures:

1. *Four-cycles search* (C4S), defined in Algorithm 1;
2. *Lattice pattern recognition algorithm* (LPRA), defined in Algorithm 2;
3. *Long-range edges removing algorithm* (LRERA), defined in Algorithm 3;
4. *Reference system labeling algorithm* (RSLA), defined in Algorithm 4;
5. *Arbitrary cross labeling algorithm* (ACLA), defined in Algorithm 5.

Sections 6.1 to 6.6 present the definition and analysis of each of these procedures.

6.1 Bounded search

The *four-cycles search*, C4S for short, is an algorithm that takes as input a UTSW graph $G = (V, E)$ and a vertex $u \in V$, and outputs the set of all four-cycles in G , rooted in u , composed by four distinct vertices. It is a depth-first search with depth d limited to four, starting from $d = 1$. If a vertex v_d , at depth $d = 4$, is neighbor of u , then the path from root u to leaf v_d corresponds to a four-cycle composed by distinct vertices and, thus, the algorithm adds this cycle to the returning set \mathcal{S} .

Note that each cycle appears twice in \mathcal{S} , in both directions, due to G being an undirected graph. Because of that, the algorithm removes all duplicates in \mathcal{S} . Algorithm 1 presents C4S, which executes two procedures: *recursive four-cycles search* (RC4S) and *duplication removing algorithm* (DRA). We denote $N_G(w)$ as the set of neighbors of $w \in V$ in G . Lemma 17 shows that C4S outputs a set of four-cycles with size that tends to four.

Lemma 17 C4S outputs a set of four-cycles with expected size of at most $4 + O(\log^{-1} n)$ for all $u \in V$.

Proof: Let C be the set of all possible distinct four-cycles in G with root vertex u , with at least one long-range edge and without considering directions. Let X_c be the random variables for all $c \in C$ that are one if C4S outputs a set that contains c , or zero otherwise. Let L be the random variable that counts

Algorithm 1: Four-cycles search

Instance: A UTSW graph $G = (V, E)$ and a vertex $u \in V$

Return : The set of all four-cycles in G rooted in u and composed by four distinct vertices

```

1 Algorithm C4S ( $G, u$ )
2   return DRA (RC4S ( $G, (u, \text{nil}, \text{nil}, \text{nil}), 1$ ))
3 Algorithm RC4S ( $G, (v_1, v_2, v_3, v_4), d$ )
4   if  $d = 4$  then
5     if  $v_1 \in N_G(v_4)$  then return  $\{(v_1, v_2, v_3, v_4)\}$ ;
6     return  $\emptyset$ 
7    $\mathcal{S} \leftarrow \emptyset$ 
8   for each  $w \in N_G(v_d) \setminus \{v_k \mid 1 \leq k \leq d\}$  do
9      $v_{d+1} \leftarrow w$ 
10     $\mathcal{S} \leftarrow \mathcal{S} \cup \text{RC4S} (G, (v_1, v_2, v_3, v_4), d + 1)$ 
11  return  $\mathcal{S}$ 
12 Algorithm DRA ( $\mathcal{S}$ )
13   $\mathcal{R} \leftarrow \emptyset$ 
14  for each  $(v_1, v_2, v_3, v_4) \in \mathcal{S}$  do
15    if  $(v_1, v_4, v_3, v_2) \notin \mathcal{R}$  then  $\mathcal{R} \leftarrow \mathcal{R} \cup \{(v_1, v_2, v_3, v_4)\}$ ;
16  return  $\mathcal{R}$ 

```

the number of four-cycles in the set returned by C4S. As shown in Section 5, the set of four-cycles with at least one long-range edge can be partitioned in nine subsets according to the sequence of edges between the vertices. Let C_i be the subsets of C partitioned as the events E_{iu} , for all $1 \leq i \leq 9$. Note that C and C_i are sets and C_{uv} is the event of u choosing $v \in V \setminus \{u\}$. As C4S finds at least the four distinct cycles that belongs to the torus T , so $L = 4 + \sum_{c \in C} X_c$. Then, by the linearity of expectation,

$$E[L] = 4 + E \left[\sum_{i=1}^9 \sum_{c \in C_i} X_c \right] = 4 + \sum_{i=1}^9 \sum_{c \in C_i} \Pr(X_c = 1).$$

We next bound $\sum_{c \in C_1} \Pr(X_c = 1)$, in a similar way of Lemma 7 proof. Note that there are at most three distinct cycles $c \in C_1$ with the same c_4 , where c_k is the vertex in the position k of the cycle c and $c_1 = u$. Let $A = \{a \in V | d_{ua} = 3\}$. Then $\sum_{c \in C_1} \Pr(X_c = 1) \leq \sum_{a \in A} 3 \Pr(C_{ua} \cup C_{au})$. As $|A| \leq 4d_{ua} = 12$, by Lemma 2, $d_{ua} = d_{au} = 3$ and using union bound and Definition 2, then $\sum_{c \in C_1} \Pr(X_c = 1) \leq 3 \cdot \Pr(E_{1u})$. Such proof strategy can be used to find upper bounds on $\sum_{c \in C_i} \Pr(X_c = 1)$, for all $1 \leq i \leq 9$, using Lemmas 7 to 15. So, we have,

- | | |
|--|--|
| 1. $\sum_{c \in C_1} \Pr(X_c = 1) \leq 3 \cdot \Pr(E_{1u});$ | 6. $\sum_{c \in C_6} \Pr(X_c = 1) \leq \Pr(E_{6u});$ |
| 2. $\sum_{c \in C_2} \Pr(X_c = 1) \leq 2 \cdot \Pr(E_{2u});$ | 7. $\sum_{c \in C_7} \Pr(X_c = 1) \leq 2 \cdot \Pr(E_{7u});$ |
| 3. $\sum_{c \in C_3} \Pr(X_c = 1) \leq 2 \cdot \Pr(E_{3u});$ | 8. $\sum_{c \in C_8} \Pr(X_c = 1) \leq \Pr(E_{8u});$ |
| 4. $\sum_{c \in C_4} \Pr(X_c = 1) \leq \Pr(E_{4u});$ | 9. $\sum_{c \in C_9} \Pr(X_c = 1) \leq \Pr(E_{9u}).$ |
| 5. $\sum_{c \in C_5} \Pr(X_c = 1) \leq \Pr(E_{5u});$ | |

The proof follows similarly to the proof of Theorem 16. Then,

$$\begin{aligned} E[L] &< 4 + 146/9 \ln^{-1}(n/2) + \\ &\quad (89/2\zeta(3) + 583/128) \ln^{-2}(n/2) + \\ &\quad (24\zeta(3) + 8)(\ln n + 1) \ln^{-3}(n/2) + \\ &\quad (3/4\zeta(3) + 1/4)(\ln n + 1)^2 \ln^{-4}(n/2), \text{ for all } u \in V. \end{aligned}$$

□

The expected size of the set returned by C4S, denoted $E[L]$ and bounded in the end of the Lemma 17 proof, decreases as a reciprocal logarithmic function to the constant four whereas n increases linearly. So, $E[L]$ assumes the greatest value when n assumes the smallest value. When $n = 3$, the expected size of the set returned by C4S is $E[L] < 1745$, but better values are obtained by increasing n . For example, we perform some experimental simulations, where C4S outputs sets with approximately size of 7.48 for a UTSW graph with $n = 10$. This value decreases for greater values of n , as foreseen by the theoretical bound of Lemma 17. It is approximately 5.42 for $n = 100$ and 5.24 for $n = 150$. Next, Lemma 19 uses the results of the Lemma 18 and shows that C4S runs in expected constant time.

Lemma 18 Let $\delta_G(u)$ be the degree of each $u \in V$ in G , the expected degree of u is $E[\delta_G(u)] \leq 6$.

Proof: Let $N_T(u)$ be the set of neighbors of u in the torus T . In UTSW , the vertex u chooses one vertex $v \in V \setminus \{u\}$ and any vertex $w \in V \setminus \{u\}$ can choose u to create a long-range edge. Let X_u be the random variable that counts the number of vertices that chose u to create a long-range edge. Let X_{wu} be the random variable that is one if the vertex $w \in V \setminus \{u\}$ choose u to create a long-range edge, or zero otherwise. As $X_u = \sum_{w \in V \setminus \{u\}} X_{wu}$, by the linearity of expectation, $E[X_u] = \sum_{w \in V \setminus \{u\}} \Pr(X_{wu} = 1)$.

Using the Definitions 2 and 1 and $d_{uw} = d_{wu}$, then $E[X_u] = 1$. Thus, using the linearity of expectation, $E[\delta_G(u)] \leq |N_T(u)| + 1 + E[X_u] = 6$. \square

Lemma 19 C4S runs in expected constant time in any vertex $u \in V$.

Proof: Let X_d be the random variable that counts the number of vertices at levels $1 \leq d \leq 4$ of RC4S . Let x_{d-1} be the already known number of vertices at level $d-1$. Let D_k be the random variable of the degree of each vertex $1 \leq k \leq x_{d-1}$ at level $d-1$. Note that $X_0 = x_0 = 1$ and $X_d = \sum_{k=1}^{x_{d-1}} D_k$ for all $1 \leq d \leq 4$. Then

$$\begin{aligned} E[X_d | X_{d-1} = x_{d-1}] &= E \left[\sum_{k=1}^{x_{d-1}} D_k | X_{d-1} = x_{d-1} \right] \\ &= \sum_{k=1}^{x_{d-1}} E[D_k | X_{d-1} = x_{d-1}] \\ &= \sum_{k=1}^{x_{d-1}} E[D_k] \\ &\leq 6x_{d-1}, \end{aligned}$$

due to the linearity of expectation, to the independence between the variables D_k and X_{d-1} for all $1 \leq k \leq x_{d-1}$ and $1 \leq d \leq 4$, and because $E[D_k] = E[\delta_G(u)] \leq 6$ for all $u \in V$, by Lemma 18. So,

$$\begin{aligned} E[X_d] &= \sum_{x_{d-1} \geq 0} E[X_d | X_{d-1} = x_{d-1}] \Pr(X_{d-1} = x_{d-1}) \\ &\leq 6 \sum_{x_{d-1} \geq 0} x_{d-1} \Pr(X_{d-1} = x_{d-1}) \\ &= 6 E[X_{d-1}]. \end{aligned}$$

Solving the recurrence with base $E[X_0] = 1$, we have $E[X_d] \leq 6^d$ for $d \geq 0$. Let X be the random variable that counts the total number of vertices at levels $0 \leq d \leq 4$ of the RC4S . As $X = \sum_{d=0}^4 X_d$, then $E[X] \leq \sum_{d=0}^4 6^d = 1555$. The result follows because RC4S visits at most an expected constant number of vertices, as shown in the bound of $E[X]$, and because DRA takes as input a list of cycles with at most constant expected size, by Lemma 17. \square

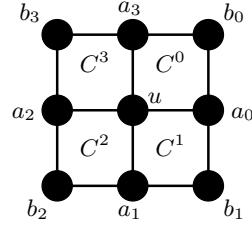


Fig. 4: Four four-cycles that constitutes a lattice pattern.

6.2 Lattice pattern and detection

Definition 4 Given a set \mathcal{C} of four cycles of size four, the lattice pattern property consists in the existence of a sequence (C^0, C^1, C^2, C^3) of the four cycles $C^k \in \mathcal{C}$ where for all $0 \leq k \leq 3$:

- (i) the cycle C^k has a same vertex u ;
- (ii) the pair of consecutive cycles C^k and $C^{((k+1) \bmod 4)}$ have a distinct intersecting edge $\{u, a_k\}$;
- (iii) the cycle C^k has a distinct vertex $b_k \neq u$ neighbor of $a_{((k-1) \bmod 4)}$ and a_k ;
- (iv) all nine vertices u, a_k and b_k are distinct each other.

A sequence of cycles with the properties of the Definition 4 may start with any cycle in \mathcal{C} . In fact, if \mathcal{C} is a lattice pattern, then there are four distinct sequences with the lattice pattern properties. Note that if the sequence (C^0, C^1, C^2, C^3) is a lattice pattern, then are the sequences (C^1, C^2, C^3, C^0) , (C^2, C^3, C^0, C^1) and (C^3, C^0, C^1, C^2) also. Figure 4 illustrates a lattice pattern with a sequence of cycles in the clockwise.

The *lattice pattern recognition algorithm*, LPRA for short, takes as input a set \mathcal{C} of four cycles of size four, with the same root vertex $u \in V$ and composed by distinct vertices, and outputs a boolean value that informs if the cycles define a lattice pattern. It recognizes a lattice pattern finding a sequence of the cycles in \mathcal{C} that has the four properties of the Definition 4. The property (i) of the lattice pattern is assumed to be true by the input constraints.

LPRA, defined in Algorithm 2, starts selecting an arbitrary cycle $C^0 \in \mathcal{C}$, which is the first cycle of the sequence (C^0, C^1, C^2, C^3) without loss of generality. Note that $C^k = (c_1^k, c_2^k, c_3^k, c_4^k)$ is the cycle $0 \leq k \leq 3$ of the sequence and c_i^k is the vertex $1 \leq i \leq 4$ of the cycle k of the sequence. Moreover, $c_1^k = u$ for all k , by the input constraints, and either $a_0 = c_2^0$ or $a_0 = c_4^0$. Without loss of generality, LPRA sets a_0 to c_4^0 , removes C^0 from \mathcal{C} and initializes the set S on lines 3 to 5. In this case, $a_0 = c_4^0$, $b_0 = c_3^0$ and $a_3 = c_2^0$ in the lattice pattern shown in Figure 4. LPRA uses the set S to check the property (iv) in each iteration of the line 6 loop.

After that, LPRA tries to find iteratively the next cycle of sequence C^k through the edge $\{u, a_{k-1}\}$, keeping the property (ii) true. Then, either $a_{k-1} = c_2^k$ or $a_{k-1} = c_4^k$, because $c_1^k = u$ and considering both directions of the cycle. If there is no $C^k \in \mathcal{C}$ such that, then there is no sequence of the cycles in \mathcal{C} with the properties of the Definition 4 and \mathcal{C} does not define a lattice pattern.

Line 9 checks the property (iv) in the cycles C^0 to C^k in each iteration $1 \leq k \leq 3$. When $k = 3$ and \mathcal{C} defines a lattice pattern, either $c_2^3 = c_2^0$ or $c_4^3 = c_2^0$. This is the reason that LPRA does not add c_2^0 in S

Algorithm 2: Lattice pattern recognition algorithm

Instance: A set \mathcal{C} of four cycles of size four with the same root vertex and composed by distinct vertices

Return : A boolean value that informs if \mathcal{C} defines a lattice pattern

```

1 Algorithm LPRA ( $\mathcal{C}$ )
2   Choose an arbitrary cycle  $C^0 \in \mathcal{C}$ , where  $C^0 = (c_1^0, c_2^0, c_3^0, c_4^0)$ 
3    $\mathcal{C} \leftarrow \mathcal{C} \setminus \{C^0\}$ 
4    $S \leftarrow \{c_1^0, c_3^0, c_4^0\}$ 
5    $a_0 \leftarrow c_4^0$ 
6   for  $k \leftarrow 1$  to 3 do
7     Find a cycle  $C^k \in \mathcal{C}$ , where  $C^k = (c_1^k, c_2^k, c_3^k, c_4^k)$ , such that  $c_2^k = a_{k-1}$  or  $c_4^k = a_{k-1}$ 
8     if such cycle  $C^k$  does not exist then return false;
9     if  $\{c_2^k, c_3^k, c_4^k\} \setminus \{a_{k-1}\} \cap S \neq \emptyset$  then return false;
10     $\mathcal{C} \leftarrow \mathcal{C} \setminus \{C^k\}$ 
11     $S \leftarrow S \cup \{c_2^k, c_3^k, c_4^k\}$ 
12     $a_k \leftarrow \{c_2^k, c_4^k\} \setminus \{a_{k-1}\}$ 
13  if  $a_3 = c_2^0$  then return true;
14  return false

```

on line 4. However, this equality is checked on line 13, keeping the property (ii) true. Lines from 10 to 12 removes C^k from \mathcal{C} for LPRA selecting C^k only once; adds the vertices of C^k in S for checking the property (iv) and sets a_k for finding the C^k of the next iteration. In the end, LPRA computes a sequence (C^0, C^1, C^2, C^3) and checks on line 13 the property (ii) for the consecutive cycles C^3 and C^0 .

LPRA does not consider the property (iii). As all vertices of C^k are distinct each other, for all $C^k \in \mathcal{C}$, by the input constraints, so the property (iii) is true for all $0 \leq k \leq 3$. Therefore, as the properties (i) and (iii) are assumed to be true, the cycles C^k are found based on property (ii), and the property (iv) is checked in each iteration, then LPRA recognizes lattice patterns. Moreover, the running time of LPRA is constant, due to the set \mathcal{C} having size four.

6.3 Removing long-range edges

Note that C4S outputs a set of four-cycles with the same root vertex and composed by distinct vertices. Also, this set has at least four cycles that define a lattice pattern, because a UTSW graph G has a two-dimensional spanning torus T . Then, it is possible to check the property of lattice pattern in all combinations of four cycles in the set that C4S outputs. The design of the next algorithm is based on this and its aim is to remove a large fraction of the long-range edges in G .

Let \mathcal{L} be the set of four-cycles returned by C4S with input G and the root vertex $u \in V$. Let $\mathcal{C}_1, \mathcal{C}_2, \dots, \mathcal{C}_k \subseteq \mathcal{L}$ be all the $k \geq 1$ distinct combinations of four distinct cycles in \mathcal{L} with lattice pattern. Let $U_i = (V_i, E_i)$ be the graph induced by the edges of the cycles in \mathcal{C}_i , for all $1 \leq i \leq k$. Let $U = \left(\bigcup_{i=1}^k V_i, \bigcup_{i=1}^k E_i \right)$.

All vertices in the torus T have degree four, because T is a two-dimensional torus. So, if $\delta_U(u) = 4$,

then all edges incident to u in U are the local edges of u in T , recalling that $\delta_H(v)$ is the degree of v in the graph H . As a consequence, the set of all long-range edges of u in G is $\partial_G(u) \setminus \partial_U(u)$, where $\partial_H(v)$ is the set of all edges incident to v in the graph H . We refer a vertex $u \in V$ *detected* if $\delta_U(u) = 4$ and this is a boolean attribute of each vertex of G . Note that some vertices of G may not be detected.

The *long-range edges removing algorithm*, LRERA for short, takes as input a UTSW graph G and outputs a graph (V, E') without the long-range edges of all detected vertices. As explained, if a vertex $u \in V$ is detected, then all its incident edges in G can be identified as local or long-range edges. If the LRERA detects $u \in V$, then it does not add in E' all edges in $\partial_G(u) \setminus \partial_U(u)$, adding only the local edges of u in T . The algorithm does this through a boolean attribute *add* of the edges of G .

Algorithm 3: Long-range edges removing algorithm

Instance: A UTSW graph $G = (V, E)$
Return : A graph (V, E') without the detected long-range edges, and the *detected* attribute defined for each $u \in V$

```

1 Algorithm LRERA ( $G$ )
2   for each  $e \in E$  do  $e.add \leftarrow \text{true}$ ;
3   for each  $u \in V$  do
4      $\mathcal{L} \leftarrow \text{C4S}(G, u)$ 
5      $E'' \leftarrow \emptyset$ 
6     for each  $\mathcal{C} \in \binom{\mathcal{L}}{4}$  do
7       if LPRA ( $\mathcal{C}$ ) then
8          $E'' \leftarrow E'' \cup \{\text{edges in } \mathcal{C} \text{ that are incident to } u\}$ 
9       if  $|E''| = 4$  then
10         $u.\text{detected} \leftarrow \text{true}$ 
11        for each  $e \in \partial_G(u) \setminus E''$  do  $e.add \leftarrow \text{false}$ ;
12        else  $u.\text{detected} \leftarrow \text{false}$ ;
13     $E' \leftarrow \emptyset$ 
14    for each  $e \in E$  do
15      if  $e.add$  then  $E' \leftarrow E' \cup \{e\}$ ;
16    return  $(V, E')$ 

```

The LRERA, defined in Algorithm 3, initializes the *add* attribute of each edge with the value `true`. After that, it tries to detect each $u \in V$. If a vertex u is detected, then it sets to `false` the *add* attribute of each long-range edge of u . In the end, LRERA adds in E' all edges in G where *add* is `true`. Furthermore, it sets to `true` the *detected* attribute of all detected vertices, otherwise sets to `false` for the remaining vertices. Later, the procedures *reference system labeling algorithm* (Algorithm 4) and *arbitrary cross labeling algorithm* (Algorithm 5) use such attribute.

LRERA runs C4S (Algorithm 1), that outputs the set \mathcal{L} of all four-cycles in G with root vertex u . After that, it adds in E'' the incident edges of u for all combination \mathcal{C} of four distinct cycles in \mathcal{L} that LPRA recognizes as lattice pattern. That is, E'' is the set of incident edges of u in the graph U . So, $|E''| = \delta_U(u)$ and, as a consequence, if $|E''| = 4$ then all edges in E'' belong to the spanning torus T .

Then, the algorithm sets to `false` the `add` attributes of each edge in $\partial_G(u) \setminus E''$. Lemmas 20, 21 and 22 show, respectively, that LRERA runs in expected linear time, the probability of LRERA detecting a vertex is high and LRERA detects almost all vertices.

Lemma 20 LRERA runs in expected linear time on $|V|$.

Proof: C4S runs in expected constant time, by Lemma 19. The expected size of \mathcal{L} is constant, due to Lemma 17. LPRA running time is constant. For line 11, note that, by Lemma 18, $\mathbb{E}[\delta_G(u)] \leq 6$, and $|E''| = 4$ by line 9. So line 11 runs in expected constant time because $\mathbb{E}[|\partial_G(u) \setminus E''|] \leq 2$. Then, lines 4 to 12 runs in expected constant time. The other loops run in linear time on $|V|$, because $|E| \leq 3|V|$ by the fact that UTSW generates the spanning torus $T = (V, \hat{E})$ such that $|\hat{E}| = 2|V|$ and at most one long-range edge per vertex. Combining these, the result follows. \square

Lemma 21 Let D_u be the event of LRERA detecting $u \in V$ and E_u be the event of the existence of at least one four-cycle, rooted in u , that is in G but not in T . Then, $\Pr(D_u) \geq 1 - 4\Pr(E_u)$.

Proof: The event of LRERA does not detect u , that is $\overline{D_u}$, corresponds to the existence of at least one lattice pattern in $\binom{\mathcal{L}}{4}$, in line 6, composed by at least one four-cycle with at least one long-range edge incident to u . A lattice pattern is a well defined sequence of four cycles of size four. Note that the probability of the existence of at least one four-cycle in u with at least one long-range edge in any position of the sequence (C^0, C^1, C^2, C^3) bounds the probability of $\overline{D_u}$, because the last are particular cases of the first. Let A_k be the event E_u , as defined in Section 5, on the position k of the lattice pattern sequence, for all $0 \leq k \leq 3$. Then, the probability of LRERA does not detect u is $\Pr(\overline{D_u}) \leq \Pr\left(\bigcup_{k=0}^3 A_k\right)$. Using union bound, $\Pr(\overline{D_u}) \leq 4\Pr(E_u)$ and, then, $\Pr(D_u) \geq 1 - 4\Pr(E_u)$. \square

Lemma 22 The expected number of vertices that LRERA detects is $|V|(1 - \mathcal{O}(\log^{-1} n))$.

Proof: For each $u \in V$, let D_u be a random variable, such that $D_u = 1$ if LRERA detects u , $D_u = 0$ otherwise. Let D be the random variable that counts the number of vertices that LRERA detects. So, $D = \sum_{u \in V} D_u$ and, by the linearity of expectation, $\mathbb{E}[D] = \sum_{u \in V} \mathbb{E}[D_u] = \sum_{u \in V} \Pr(D_u = 1)$. The result follows by Lemma 21 and by the proof of the Theorem 16. Then,

$$\begin{aligned} \mathbb{E}[D] \geq |V| & (1 - 4(70/9 \ln^{-1}(n/2) + \\ & (65/2\zeta(3) + 403/128) \ln^{-2}(n/2) + \\ & (24\zeta(3) + 8)(\ln n + 1) \ln^{-3}(n/2) + \\ & (3/4\zeta(3) + 1/4)(\ln n + 1)^2 \ln^{-4}(n/2))). \end{aligned}$$

\square

Lemma 22 means that the number of detected vertices increases as a reciprocal logarithmic function to $|V|$ whereas n increases linearly. We perform some experimental simulations that show that LRERA detection rate is about 88%, 96.04% and 96.35% of the vertices, respectively, for $n = 10$, $n = 100$ and $n = 150$. Indeed, LRERA detects all vertices when n goes to infinity, as Corollary 23 shows.

Corollary 23 *The expected number of vertices that LRERA detects tends to $|V|$ as n goes to infinity.*

Proof: Let D be the random variable that counts the number of vertices that LRERA detects. Then,

$$\begin{aligned} \lim_{n \rightarrow \infty} \mathbb{E}[D] &\geq |V|(1 - 4 \lim_{n \rightarrow \infty} (70/9 \ln^{-1}(n/2) + \\ &\quad (65/2\zeta(3) + 403/128) \ln^{-2}(n/2) + \\ &\quad (24\zeta(3) + 8)(\ln n + 1) \ln^{-3}(n/2) + \\ &\quad (3/4\zeta(3) + 1/4)(\ln n + 1)^2 \ln^{-4}(n/2))) \\ &= |V|. \end{aligned}$$

□

6.4 Labeling the reference system

Recall that the main purpose of the *labeling algorithm* (Algorithm 6) is to find a two-dimensional toroidal vertex labeling function for a spanning torus of the UTSW graph G , as we explain in Section 4. In order to label the vertices and obtain a labeling ℓ_T , we need a *reference system*. A *reference system* in G is (i) an *origin* that corresponds to a vertex $o \in V$ with label $(0, 0)$ and (ii) the four neighbors $o_1, o_2, o_3, o_4 \in V$ of o in T with the labels $(0, 1)$, $(1, 0)$, $(0, n - 1)$ and $(n - 1, 0)$. We refer a vertex $u \in V$ and its four neighbors in T as the *cross rooted in u* . The labeling algorithm initializes the reference system by finding a possible origin and labeling the cross rooted in it.

The LRERA (Algorithm 3) detects a large fraction of the vertices, thus, a large fraction of the long-range edges is removed from G . So, the returned graph $T' = (V, E')$ is an “almost” torus. Next, we select $o \in V$ to become the origin if o and its neighbors in T' have all their long-range edges removed. *I.e.*, the algorithm sets the vertex o as the origin if LRERA detected it and its neighbors. Note that, such o and its neighbors have degree equal to four in T' . Thus, we can label the first cross and set it as the reference system of G .

The *reference system labeling algorithm*, RSLA for short, takes as input the graph T' returned by LRERA and outputs a queue of vertices Q and a labeling array ℓ , both already initialized. Its main purpose is to initialize a breadth-first search that labels the remaining vertices (whenever possible), starting from the labeled vertices of the reference system. It finds a vertex o that can be the origin, labels the cross rooted in o generating the reference system and enqueues in Q only the neighbors of o . The queue Q is used later to perform the breadth-first search.

RSLA, defined in Algorithm 4, starts assigning the labels of all vertices to `nil` value and their *enqueue* attribute to `false`. After, it chooses $o \in V$ that can be a potential origin for the reference system, on lines 5 to 7. If o and its neighbors in T' are detected, then RSLA sets o as the origin. It labels o as $(0, 0)$ and finds the neighbors of o in T' calling the *reference system vertices finder algorithm*, RSVFA for short. RSVFA runs C4S and adds in \mathcal{C} all four-cycles in T' with root vertex in o . As o is detected, so $\delta_{T'}(o) = 4$, and each neighbor of o in the cycles in \mathcal{C} is one of the four vertices (ii) of the reference system.

When the size of the torus is $n = 4$, \mathcal{C} has two four-cycles rooted in o composed only by local edges that wrap around the two-dimensional torus T . This causes the labeling algorithm presented in this paper to fail. Thus, we consider tori of sizes $n \geq 5$ in the rest of the paper. As $n \geq 5$ and o and its neighbors have degree four in T' , so there are only four distinct cycles in \mathcal{C} and these define a lattice pattern. So, RSVFA

Algorithm 4: Reference system labeling algorithm

Instance: A graph (“almost” torus) $T' = (V, E')$ **Return :** A queue Q and the labeling array ℓ with the reference system vertices labeled

```

1 Algorithm RSLA ( $T'$ )
2   for each  $u \in V$  do
3      $\ell[u] \leftarrow \text{nil}$ 
4      $u.\text{enqueued} \leftarrow \text{false}$ 
5   repeat
6     | Choose  $o \in V$  independently at random
7   until  $o$  and its neighbors in  $T'$  are all detected;
8    $\ell[o] \leftarrow (0, 0)$ 
9    $(o_1, o_2, o_3, o_4) \leftarrow \text{RSVFA}(T', o)$ 
10   $\ell[o_1] \leftarrow (0, 1), \ell[o_2] \leftarrow (1, 0), \ell[o_3] \leftarrow (0, n - 1), \ell[o_4] \leftarrow (n - 1, 0)$ 
11   $Q \leftarrow \emptyset$ 
12   $o.\text{enqueued} \leftarrow \text{true}$ 
13  for  $i \leftarrow 1$  to 4 do
14    |  $Q \leftarrow Q \cup \{o_i\}$ 
15    |  $o_i.\text{enqueued} \leftarrow \text{true}$ 
16  return  $(Q, \ell)$ 
17 Algorithm RSVFA ( $T', o$ )
18   $\mathcal{C} \leftarrow \text{C4S}(T', o)$ 
19  Choose an arbitrary cycle  $(c_1, c_2, c_3, c_4) \in \mathcal{C}$ , where  $c_1 = o$ 
20   $o_1 \leftarrow c_2, o_2 \leftarrow c_4$ 
21  for  $i \leftarrow 3$  to 4 do
22    | Find  $(c_1, c_2, c_3, c_4) \in \mathcal{C}$ , where  $c_1 = o$ , such that
23    |  $(c_2 = o_{i-1} \wedge c_4 \neq o_{i-2}) \vee (c_4 = o_{i-1} \wedge c_2 \neq o_{i-2})$ 
24    |  $o_i \leftarrow \{c_2, c_4\} \setminus \{o_{i-1}\}$ 
24  return  $(o_1, o_2, o_3, o_4)$ 

```

chooses an arbitrary cycle $(c_1, c_2, c_3, c_4) \in \mathcal{C}$ and sets the first two vertices of the reference system o_1 and o_2 to c_2 and c_4 , respectively. This is possible because C4S outputs cycles so that $c_1 = o$, $c_2 \neq c_4$ and because \mathcal{C} defines a lattice pattern. RSVFA finds o_3 and o_4 in the cycles in \mathcal{C} in a similar way that LPRA does.

After RSVFA finding the vertices of the reference system o_1, \dots, o_4 , RSLA labels them on line 10. Note that the algorithm computes n as $|V|^{1/2}$. Finally, it enqueues the neighbors of o in Q and tags the first cross as already enqueued, in order to not enqueue these vertices again in the breadth-first search, performed by the *labeling algorithm* (LA), described in Section 6.6. Note that it is not necessary to enqueue o because o and its neighbors are already labeled. Lemma 24 bounds the expected running time of lines from 5 to 7.

Lemma 24 *Lines 5 to 7 of RSLA run in expected constant time, when receiving an output of LRERA.*

Proof: Let X be the random variable that counts the number of vertices that RSLA chooses until it finds an origin for the reference system. Note that X is a geometric random variable. Let D_w be the event of LRERA detecting the vertex $w \in V$. The probability of a $o \in V$ being an origin is $p = \Pr\left(D_o \cap \bigcap_{v \in N_T(o)} D_v\right)$, where $N_T(o)$ is the set of neighbors of o in the original spanning torus T of G generated by the UTSW model. By De Morgan's laws, $p = 1 - \Pr\left(\overline{D_o} \cup \bigcup_{v \in N_T(o)} \overline{D_v}\right)$. By Lemma 21, $\Pr(\overline{D_w}) \leq 4\Pr(E_w)$ for all $w \in V$. The result follows by union bound, Theorem 16 proof and by the fact that X is a geometric random variable. Then,

$$\begin{aligned} \mathbb{E}[X] &< (1 - (1400/9 \ln^{-1}(n/2) + \\ &\quad (650\zeta(3) + 2015/32) \ln^{-2}(n/2) + \\ &\quad (480\zeta(3) + 160)(\ln n + 1) \ln^{-3}(n/2) + \\ &\quad (15\zeta(3) + 5)(\ln n + 1)^2 \ln^{-4}(n/2)))^{-1}. \end{aligned}$$

□

The running time of Algorithm 4 depends on: (i) the running time of the initializations of labels and *enqueued* attribute of the vertices on lines 2 to 4; (ii) the running time of the lines 5 to 7 and (iii) the running time of RSVFA, which depends on the running time of C4S on line 18. Lemmas 24 and 19 bound (ii) and (iii), respectively, and (i) is linear on $|V|$. Combining these, we state Corollary 25.

Corollary 25 *RSLA runs in expected linear time on $|V|$, when receiving an output of LRERA.*

6.5 Labeling arbitrary crosses

The previous section shows how to label the vertices of the reference system. After that procedure, we need to label the remaining vertices of the graph $T' = (V, E')$ that LRERA outputs. It is possible to label the cross rooted in a detected and labeled vertex $u \in V$ if there is a lattice pattern rooted in u with some properties. The algorithm of this section performs this labeling.

The *arbitrary cross labeling algorithm*, ACLA for short, takes as input the graph T' , a detected and labeled vertex u , a queue of vertices Q and a labeling array ℓ . It outputs the queue Q with the cross rooted

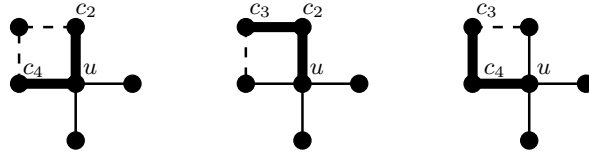


Fig. 5: Possible references to label the cross. The bold edges represent perpendicular edges.

in u enqueued and the labeling array ℓ with the same cross labeled. The algorithm starts running $C4S$ to find the set \mathcal{L} of all four-cycles rooted in u . We claim that \mathcal{L} has at least one lattice pattern $\mathcal{C} \subseteq \mathcal{L}$ composed by a cycle with detected and labeled vertices such that these vertices can be used to label the cross rooted in u . Such claim holds because the *labeling algorithm* (LA), defined in Algorithm 6, runs a breadth-first search, that already labeled some vertices of at least one cycle in \mathcal{C} that can be used in the labeling. Section 6.6 shows this with more details in Theorem 27.

Based on that claim, there is a cycle (c_1, c_2, c_3, c_4) in a lattice pattern $\mathcal{C} \subseteq \mathcal{L}$ that provides a *reference*. A *reference* (do not confuse with *reference system*) is a pair of local edges in (c_1, c_2, c_3, c_4) with labeled endpoints and that are *perpendicular* in the lattice pattern \mathcal{C} . Two local edges are *perpendicular* in \mathcal{C} if they are consecutive in (c_1, c_2, c_3, c_4) . Figure 5 illustrates these definitions, where $c_1 = u$. So, the algorithm finds a cycle (c_1, c_2, c_3, c_4) with a reference and places the neighbors of u in the lattice pattern \mathcal{C} on the four endpoints of the cross u_1, \dots, u_4 , in a similar way that RSLA does. After that, it labels u_1, \dots, u_4 using the topological information in the reference of (c_1, c_2, c_3, c_4) .

Let $(c_1, c_2, c_3, c_4) \in \mathcal{C}$ be the four-cycle that has a reference for labeling the cross rooted in u . Recall that $c_1 = u$ because $C4S$ outputs \mathcal{L} . If c_2 and c_4 are labeled, then the edges $\{u, c_2\}$ and $\{u, c_4\}$ are a reference. These edges are perpendicular in \mathcal{C} and are local edges because u is detected. Figure 5 illustrates this case on the left side, where the bold edges are the reference. Besides that, (c_1, c_2, c_3, c_4) may have three more distinct possible references. If c_2 or c_3 are detected, then the edges $\{u, c_2\}$ and $\{c_2, c_3\}$ are local edges because u is detected. Moreover, if c_2 and c_3 are labeled, then these edges are a reference, by the fact that u is also labeled. Figure 5 illustrates this case in the middle. The same happens with vertices c_3 and c_4 such that the edges $\{u, c_4\}$ and $\{c_3, c_4\}$ are a reference. Figure 5 illustrates this case in the right side. It is not necessary to consider the case where the edges $\{c_2, c_3\}$ and $\{c_3, c_4\}$ are a reference. The reason is that the latter two cases happen simultaneously when this happens, because u is detected and labeled.

Algorithm 5 defines ACLA. Lines 2 to 15 find a lattice pattern \mathcal{C} and a reference for labeling the cross rooted in u as explained above. It sets the first two vertices of the cross, u_1 and u_2 , and labels one of them, if required. Lines 16 to 18 set the other two vertices, u_3 and u_4 , in a similar way that RSVFA does. ACLA finishes labeling the vertices of the cross, enqueueing in Q those that are detected and are not enqueue yet, and assigning their *enqueued* attribute to `true` in order to not enqueue those vertices again.

The vertex labeling assignments on lines 10, 14, 19 and 20 perform operations of two-dimensional vector addition and subtraction among the labels of the vertices. These operations may not result in elements of $\llbracket n \rrbracket^2$. The algorithm solves this by replacing each coordinate of the label $\ell[v]_j$ by $\ell[v]_j \bmod n$, where j is the label dimension of the vertex v . Combining Lemmas 19 and 17, together with the fact that LPRR runs in constant time, we conclude the result of the Corollary 26.

Corollary 26 ACLA runs in expected constant time, when receiving an output of LRERA.

Algorithm 5: Arbitrary cross labeling algorithm**Instance:** A graph (“almost” torus) $T' = (V, E')$, a vertex $u \in V$, a queue Q and a labeling array ℓ **Return :** A queue Q and the labeling array ℓ with the cross rooted in u labeled

```

1 Algorithm ACLA ( $T', u, Q, \ell$ )
2    $\mathcal{L} \leftarrow \text{C4S}(T', u)$ 
3   for each lattice pattern  $\mathcal{C} \subseteq \mathcal{L}$  do
4     for each  $(c_1, c_2, c_3, c_4) \in \mathcal{C}$ , where  $c_1 = u$  do
5       if  $\ell[c_2] \neq \text{nil} \wedge \ell[c_4] \neq \text{nil}$  then
6          $u_1 \leftarrow c_2, u_2 \leftarrow c_4$ 
7         Break both for
8       else if  $(c_2.\text{detected} \vee c_3.\text{detected}) \wedge \ell[c_2] \neq \text{nil} \wedge \ell[c_3] \neq \text{nil}$  then
9          $u_1 \leftarrow c_2, u_2 \leftarrow c_4$ 
10         $\ell[u_2] \leftarrow \ell[u] + \ell[c_3] - \ell[c_2]$ 
11        Break both for
12       else if  $(c_3.\text{detected} \vee c_4.\text{detected}) \wedge \ell[c_3] \neq \text{nil} \wedge \ell[c_4] \neq \text{nil}$  then
13          $u_1 \leftarrow c_2, u_2 \leftarrow c_4$ 
14          $\ell[u_1] \leftarrow \ell[u] + \ell[c_3] - \ell[c_4]$ 
15         Break both for
16   for  $i \leftarrow 3$  to 4 do
17     Find  $(c_1, c_2, c_3, c_4) \in \mathcal{C}$ , where  $c_1 = u$ , such that
18      $(c_2 = u_{i-1} \wedge c_4 \neq u_{i-2}) \vee (c_4 = u_{i-1} \wedge c_2 \neq u_{i-2})$ 
19      $u_i \leftarrow \{c_2, c_4\} \setminus \{u_{i-1}\}$ 
20    $\ell[u_3] \leftarrow 2\ell[u] - \ell[u_1]$ 
21    $\ell[u_4] \leftarrow 2\ell[u] - \ell[u_2]$ 
22   for  $i \leftarrow 1$  to 4 do
23     if  $(\text{not } u_i.\text{enqueued}) \wedge u_i.\text{detected}$  then
24        $Q \leftarrow Q \cup \{u_i\}$ 
25        $u_i.\text{enqueued} \leftarrow \text{true}$ 
26   return  $(Q, \ell)$ 

```

6.6 Main algorithm

This section presents the main procedure of the labeling algorithm. It removes most of the long-range edges and runs a breadth-first search. The breadth-first search labels the crosses rooted in a large fraction of the vertices. The algorithm labels almost all vertices, runs in expected linear time and can be used to define a compact routing scheme for UTSW graphs.

The *labeling algorithm*, LA for short, takes as input a UTSW graph $G = (V, E)$ and outputs an array ℓ that represents the labeling function $\ell_T : V \rightarrow \llbracket n \rrbracket^2$, where T is the original spanning torus of G generated by UTSW. It starts running LRERA with G as input. The output is the torus T' with a few remaining long-range edges and with the *detected* attribute of all vertices already assigned. After that, the algorithm initializes a breadth-first search, finding a vertex that can be the origin, and labels the vertices of the reference system calling RSLA with T' as input. The algorithm runs the breadth-first search iteratively dequeuing u from the queue Q and calling ACLA to label the cross rooted in u . ACLA iteratively labels the vertices of the crosses and enqueues in Q these vertices that were not enqueued yet. Algorithm 6 defines LA.

Algorithm 6: Labeling algorithm

Instance: A UTSW graph $G = (V, E)$

Return : An array ℓ representing the labeling $\ell_T : V \rightarrow \llbracket n \rrbracket^2$

```

1 Algorithm LA ( $G$ )
2    $T' \leftarrow$  LRERA ( $G$ )
3    $(Q, \ell) \leftarrow$  RSLA ( $T'$ )
4   while  $Q \neq \emptyset$  do
5     Dequeue  $u$  from  $Q$ 
6      $(Q, \ell) \leftarrow$  ACLA ( $T', u, Q, \ell$ )
7   return  $\ell$ 

```

LA may not label some vertices of G , so ℓ defines a *partial* two-dimensional toroidal vertex labeling function. However, it labels most of them, because LRERA detects most of the vertices, as Lemma 22 shows. Besides that, some of the non-detected vertices are labeled in the end of LA running. This happens because if one of the four neighbors $w \in N_T(v)$ of a non-detected vertex $v \in V$ in the original spanning torus T , was enqueued in Q , then ACLA labels v , that are in the cross rooted in w .

Theorem 27 shows that LA labels the crosses rooted in all enqueued vertices. The breadth-first search runs only over the local edges, in consequence of visiting only detected vertices. Then, LA does not label a vertex $v \in V$ only if v is not reachable from the origin of the reference system $o \in V$ by a path composed only by local edges and detected vertices. That is, v is inside an area of T in which the boundaries are composed by non-detected vertices only.

Theorem 27 LA labels all the vertices of crosses rooted in each vertex of Q .

Proof: Let u_i be the vertex that is in the front of Q in the i^{th} iteration of line 4 in Algorithm 6. Let s_i be the root of the cross processed by RSLA or ACLA when u_i was enqueued in Q . Note that s_i and u_i are both detected, because RSLA chooses a detected origin and enqueues detected vertices, and ACLA

enqueues only detected vertices. The edge $\{u_i, s_i\}$ belongs to the original spanning torus T , because both endpoints are detected. Let $c_{i1} = (u_i, s_i, v_1, w_1)$ and $c_{i2} = (u_i, s_i, v_2, w_2)$ be the two distinct four-cycles induced in T . The vertices u_i, v_1 and v_2 are all labeled, because either RSLA already labeled them if s_i is the *origin*, or ACLA already labeled them during the labeling of the cross in s_i . Also, the vertex s_i is also labeled, because either RSLA already labeled s_i if it is the *origin*, or RSLA or ACLA already labeled it before enqueueing it in Q . Without loss of generality, $\{u_i, s_i\}$ and $\{s_i, v_1\}$ have labeled endpoints and are local edges perpendicular in the lattice pattern rooted in u_i and induced in T , *i.e.*, they are a reference in c_{i1} . Let \mathcal{L}_{u_i} be the list assigned on line 2 of ACLA when $u = u_i$. Note that c_{i1} are in \mathcal{L}_{u_i} . As c_{i1} has the two edges $\{u_i, s_i\}$ and $\{s_i, v_1\}$ as a reference and s_i is detected, so ACLA labels the vertices of the cross in u_i . Therefore, LA labels the cross of each vertex u_i enqueueing in Q . \square

Besides some non-labeled vertices may exist, this number is small. Corollary 23 shows that the number of detected vertices tends to $|V|$ whereas the size of the torus n grows. Equivalently, the number of non-detected vertices tends to zero. The combination of this fact with Theorem 27 results in Theorem 28 statement.

Theorem 28 *As n goes to infinity, the number of vertices that LA labels tends to $|V|$.*

Algorithm 6 runs LRERA and RSLA once, demanding expected linear time, by Lemma 20 and Corollary 25. Each iteration of the breadth-first search runs ACLA once, demanding expected constant time, by Corollary 26. As the breadth-first search runs at most $|V| - 1$ iterations, then the LA runs in expected linear time, as stated by Theorem 29.

Theorem 29 *LA runs in expected linear time on $|V|$.*

The main application of LA is in routing of messages in UTSW graphs. Section 4 claims that myopic search can route messages if a two-dimensional toroidal vertex labeling function ℓ (Definition 3) is known. In this sense, each vertex $u \in V$ requires $2\lceil \log n \rceil$ bits for its label $\ell[u]$, $\lceil \log n \rceil$ bits for each dimension, where n is the size of the torus. Also, u requires expected $O(\log n)$ bits for its routing table, because each neighbor $v \in N_G(u)$ of u in G has a row in u 's routing table, encoded by the pair $(\ell[v], p_u(v))$, where $p_u(v)$ is the logical port id in u that directs the message to the edge in u incident to v in G . As $\ell[v]$ requires $2\lceil \log n \rceil$ bits, $p_u(v)$ requires expected $O(1)$ bits and u 's routing table has expected $O(1)$ rows, both by Lemma 18, so u 's routing table has expected $O(\log n)$ bits. Then, each $u \in V$ requires expected $O(\log n)$ bits for running the myopic search, which is sub-linear in the size of the network G , given $|V| = n^2$ and $|E| \leq 3|V|$.

Considering the case of generating the routing tables with a partial two-dimensional toroidal vertex labeling function, there is a compact routing scheme for G with preprocessing algorithm that generates sub-linear structures per vertex and with routing algorithm that forwards messages in expected constant time. Theorem 30 shows this.

Theorem 30 *There is a compact routing scheme for UTSW graphs.*

Proof: The following preprocessing algorithm generates the labels and routing tables for each vertex of G . Run LA with input G , generating the labeling ℓ . For each $u \in V$, assign $\ell[u]$ to its label. For each $\{u, v\} \in E$, add $(\ell[v], p_u(v))$ in u 's routing table and $(\ell[u], p_v(u))$ in v 's routing table. LA generates the labeling ℓ in expected linear time, as Theorem 29 states. The preprocessing algorithm generates the labels and the routing tables in $\Theta(|V|)$ time, because each access in ℓ and in p runs in constant time

and because $2|V| \leq |E| \leq 3|V|$. So, the preprocessing algorithm runs in $O(|V|)$ expected time and generates structures with expected $O(\log n)$ bits for each vertex, as explained above. The myopic search runs in expected constant time, by Lemma 18. Therefore, there is an expected linear time preprocessing algorithm that generates structures with expected sub-linear size for each vertex and a related routing algorithm that runs in expected constant time on each vertex. \square

7 Conclusion

In this work, we present a small world graph model, called *UTSW* model, and a labeling algorithm for this model. The model topology, the linear time execution of the labeling algorithm, and the labels itself, imply in a compact routing scheme for the graph.

The *UTSW* model is built upon a two-dimensional torus together with random long-range edges. The resulting graph has average distance $O(\log n)$, and allows the myopic search to perform $O(\log^2 n)$ expected forwards for a message reach its destination. Therefore, a *UTSW* graph exhibits the two main properties of the small world networks: clustering and paths with small sizes.

The structure of the underlying torus can be seen as a well-formed pattern of four-cycles, which motivates the approach used to label the vertices. The difficulty arises from the random edges, which may create new four-cycles that do not belong to the torus. Indeed, in extreme cases (see Figure 3), a unique labeling is not even possible. Nevertheless, for large graphs, the proposed algorithm labels almost all vertices (Theorem 28).

Generally speaking, labeling random graphs poses serious challenges. For future works, one can consider graphs that better models the real world. For example, the torus used here models a situation where the vertices are equally distributed on the geographical space. Some models Liben-Nowell et al. (2005); Kleinberg (2001) deal with this issue, but it remains an open problem if the results here can be adapted to them. Also, several real-world network models can be considered, for example, models for power law graphs, and the hyperbolic geometric graph.

Acknowledgements

We thank the Coordination for the Improvement of Higher Education Personnel (CAPES) by the scholarship financial support.

References

- I. Abraham, C. Gavoille, A. V. Goldberg, and D. Malkhi. Routing in Networks with Low Doubling Dimension. In *26th IEEE International Conference on Distributed Computing Systems*, page 75, Lisbon - Portugal, July 2006.
- L. Adamic and E. Adar. How to search a social network. *Social Networks*, 27(3):187–203, July 2005.
- J. Aspnes, Z. Diamadi, and G. Shah. Fault-tolerant Routing in Peer-to-peer Systems. In *Twenty-first Annual Symposium on Principles of Distributed Computing*, pages 223–232, Monterey, California - United States of America, July 2002.

- X. Ban, J. Gao, and A. van de Rijt. Navigation in Real-World Complex Networks through Embedding in Latent Spaces. In *Twelfth Workshop on Algorithm Engineering & Experiments*, pages 138–148, Austin, Texas - United States of America, January 2010.
- B. Bollobás and F. R. K. Chung. The Diameter of a Cycle Plus a Random Matching. *SIAM Journal on Discrete Mathematics*, 1(3):328–333, January 1988.
- A. Brady and L. Cowen. Compact Routing on Power Law Graphs with Additive Stretch. In *Eighth Workshop on Algorithm Engineering & Experiments*, pages 119–128, Miami, Florida - United States of America, January 2006.
- K. Bringmann, R. Keusch, J. Lengler, Y. Maus, and A. R. Molla. Greedy Routing and the Algorithmic Small-World Phenomenon. In *ACM Symposium on Principles of Distributed Computing*, pages 371–380, Washington, District of Columbia - United States of America, July 2017.
- W. Chen, C. Sommer, S.-H. Teng, and Y. Wang. Compact Routing in Power-Law Graphs. In *23rd International Conference on Distributed Computing*, pages 379–391, Elche, Alicante - Spain, September 2009.
- W. Chen, C. Sommer, S.-H. Teng, and Y. Wang. A Compact Routing Scheme and Approximate Distance Oracle for Power-law Graphs. *ACM Transactions on Algorithms*, 9:4:1–4:26, 2012. doi: 10.1145/2390176.2390180.
- I. Clarke, O. Sandberg, B. Wiley, and T. W. Hong. Freenet: A Distributed Anonymous Information Storage and Retrieval System. In *ICSI Workshop on Design Issues in Anonymity and Unobservability*, pages 311–320, Berkeley, California - United States of America, July 2000.
- L. J. Cowen. Compact Routing with Minimum Stretch. In *Tenth Annual ACM-SIAM Symposium on Discrete Algorithms*, pages 255–260, Baltimore, Maryland - United States of America, January 1999.
- M. Dietzfelbinger and P. Woelfel. Tight Lower Bounds for Greedy Routing in Uniform Small World Rings. In *Forty-first Annual ACM Symposium on Theory of Computing*, pages 591–600, Bethesda, Maryland - United States of America, June 2009.
- D. Easley and J. Kleinberg. *Networks, Crowds, and Markets: Reasoning About a Highly Connected World*, chapter The Small-World Phenomenon, pages 611–644. Cambridge University Press, 2010.
- P. Fraigniaud, C. Gavoille, and C. Paul. Eclecticism shrinks even small worlds. *Distributed Computing*, 18(4):279–291, March 2006.
- M. Jovanović. Modeling peer-to-peer network topologies through “small-world” models and power laws, 2001.
- J. Kleinberg. The Small-World Phenomenon: An Algorithmic Perspective. In *Thirty-second Annual ACM Symposium on Theory of Computing*, pages 163–170, Portland, Oregon - United States of America, May 2000.

- J. Kleinberg. Small-World Phenomena and the Dynamics of Information. In *14th International Conference on Neural Information Processing Systems: Natural and Synthetic*, pages 431–438, Vancouver, British Columbia - Canada, December 2001.
- J. Kleinberg. Complex networks and decentralized search algorithms. In *International Congress of Mathematicians*, pages 1019–1044, Madrid - Spain, August 2006.
- G. Konjevod, A. W. Richa, and D. Xia. Optimal Scale-free Compact Routing Schemes in Networks of Low Doubling Dimension. In *Eighteenth Annual ACM-SIAM Symposium on Discrete Algorithms*, pages 939–948, New Orleans, Louisiana - United States of America, January 2007.
- D. Krioukov, K. Fall, and X. Yang. Compact Routing on Internet-Like Graphs. In *23rd IEEE Conference on Computer Communications*, pages 209–219, Hong Kong, Pearl River - China, March 2004.
- D. Krioukov, F. Papadopoulos, M. Boguñá, and A. Vahdat. Efficient Navigation in Scale-Free Networks Embedded in Hyperbolic Metric Spaces. Technical report, Center for Applied Internet Data Analysis, 2008. URL <http://cds.cern.ch/record/1103993>. Accessed in 12/11/2017.
- D. Krioukov, F. Papadopoulos, M. Boguñá, and A. Vahdat. Greedy Forwarding in Scale-Free Networks Embedded in Hyperbolic Metric Spaces. *ACM SIGMETRICS Performance Evaluation Review*, 37(2): 15–17, September 2009.
- D. Liben-Nowell, J. Novak, R. Kumar, P. Raghavan, and A. Tomkins. Geographic routing in social networks. *Proceedings of the National Academy of Sciences*, 102(33):11623–11628, August 2005.
- X. Liu, J. Guan, G. Bai, and H. Lu. SWER: small world-based efficient routing for wireless sensor networks with mobile sinks. *Frontiers of Computer Science in China*, 3(3):427–434, September 2009.
- G. S. Manku, M. Bawa, and P. Raghavan. Symphony: Distributed Hashing In A Small World. In *4th USENIX Symposium on Internet Technologies and Systems*, pages 127–140, Seattle, Washington - United States of America, March 2003.
- G. S. Manku, M. Naor, and U. Wieder. Know thy Neighbor’s Neighbor: the Power of Lookahead in Randomized P2P Networks. In *Thirty-sixth Annual ACM Symposium on Theory of Computing*, pages 54–63, Chicago, Illinois - United States of America, June 2004.
- C. Martel and V. Nguyen. Analyzing Kleinberg’s (and other) Small-world Models. In *Twenty-third Annual ACM Symposium on Principles of Distributed Computing*, pages 179–188, St. John’s, Newfoundland and Labrador - Canada, July 2004.
- S. Milgram. The Small World Problem. *Psychology Today*, 1:61–67, 1967.
- O. Sandberg. Distributed Routing in Small-World Networks. In *Eighth Workshop on Algorithm Engineering & Experiments*, pages 144–155, Miami, Florida - United States of America, January 2006.
- M. Thorup and U. Zwick. Compact routing schemes. In *Thirteenth Annual ACM Symposium on Parallel Algorithms and Architectures*, pages 1–10, Heraklion, Crete - Greece, July 2001.

D. J. Watts and S. H. Strogatz. Collective dynamics of ‘small-world’ networks. *Nature*, 393(6684): 440–442, June 1998.

J. Zeng, W.-J. Hsu, and J. Wang. Near Optimal Routing in a Small-World Network with Augmented Local Awareness. In *Third International Conference on Parallel and Distributed Processing and Applications*, pages 503–513, Nanjing, Jiangsu - China, November 2005.

J.-Y. Zeng and W.-J. Hsu. Optimal Routing in a Small-World Network. *Journal of Computer Science and Technology*, 21(4):476–481, July 2006.