

Thermodynamical properties of strongly interacting matter in a model with explicit chiral symmetry breaking interactions

J. Moreira,¹ J. Morais,¹ B. Hiller,¹ A. A. Osipov,² and A. H. Blin¹

¹*CFisUC, Department of Physics, University of Coimbra, P-3004-516 Coimbra, Portugal**

²*Bogoliubov Laboratory of Theoretical Physics, JINR, Dubna, Moscow Region, Russia†*

We analyse the effects of the light and strange current quark masses on the phase diagram of QCD at finite temperature and vanishing baryonic chemical potential, computing the speed of sound, the trace anomaly of the energy momentum tensor and the fluctuations and correlations of the conserved charges associated to baryonic, electric and strangeness numbers. The framework is a known extension of the three flavor Nambu Jona Lasinio model, which includes the full set of explicit chiral symmetry breaking interactions (ESB) up to the same order in large N_c counting as the 't Hooft flavor mixing terms and eight quark interactions. It is shown that the ESB terms are relevant for the description of a soft region in the system's speed of sound and overall slope behavior of the observables computed. At the same time the role of the 8q interactions gets highlighted. The model extension with the Polyakov loop is considered and the results are compared to lattice QCD data.

PACS numbers: 11.30.Qc, 11.30.Rd, 12.39.Fe, 14.65.Bt, 21.65.Qr, 25.75.Nq

I. INTRODUCTION

The study of the thermodynamical properties of strongly interacting matter is one of the open present day theoretical and experimental challenges. On the theoretical side the well known problems of the *ab initio* approach of lattice QCD (lQCD) when dealing with finite chemical potential as well as the will to grasp a deeper understanding of the interplay of the various underlying mechanisms in strongly interacting matter can be seen as an incentive to the use of moderately complex effective lagrangians. On the other hand at vanishing chemical potential the growing confidence in lQCD results means that the agreement with these is increasingly used as a way to establish the success of other theoretical predictions.

The values of the current quark masses constitute undoubtedly one of the most relevant inputs in the study of the QCD phase diagram, as the quark condensates become not exact order parameters for the chiral phase transition. Model estimates of the size of the condensates at the critical transition points show that they may be significantly larger than the bare ones [1–7], indicating that non-perturbative effects are still effective in spite of the transition. After the transition, a more or less slow convergence to the bare values of the condensates depends naturally on the size of the current quark masses and how fast the perturbative regime of QCD is reached, where bulk thermodynamic observables are conditioned by the Stefan-Boltzmann limit pertinent to an ideal quark-gluon gas.

The chiral critical end point (CEP) which according to numerous model calculations is expected to occur, separating a region of first order transitions at higher baryon

chemical potential μ_B and lower temperatures T from the crossover behavior at lower μ_B and higher T , is not yet established. A second order transition is likely to occur at this point in the chiral limit of light quarks and an infinitely heavy strange quark [8]. Model results, using quark masses close to physical values, differ drastically regarding its possible location. The hope that its eventual location may be narrowed down in lQCD, using the reweighting technique to extend lattice calculations from $\mu_B = 0$ to finite values [9], should the nature of the transition be second order, requires still a detailed analysis of the quark mass and volume dependence [10], on which hinges the accuracy of Lee-Yang zeros of the lQCD partition function [11].

Meanwhile extensive lQCD studies by different groups report that the algorithmic difficulties that prevented the use of the light physical quark masses have been mostly overcome, as well as spurious taste breaking effects for staggered discretization schemes, making it possible to achieve a realistic hadron spectrum [12, 13]. Their findings converge to the by now commonly accepted understanding that along the $\mu_B = 0$ line no genuine phase transition occurs. A crossover takes place around $T \sim 155$ MeV in a T interval of roughly 20 MeV [14], [15], for recent reports see [16], [17]. This value of T decreased substantially as compared to the quoted value one decade ago, $T = 192$ MeV [18], that used calculations with improved staggered fermions for various light to strange quark mass ratios in the range $[0.05, 0.5]$, and with a strange quark mass fixed close to its physical value (although with an estimate for the string tension 10% larger than the usually quoted), while in [19] the crossover temperature was reported to be close to the present day value for the renormalized chiral susceptibility and about 25 MeV larger for the strange quark number susceptibility and Polyakov loops, using physical quark mass values. For comparison, the RHIC freeze-out values indicated at that time occur below $T \sim 170$ MeV

* jmoreira@uc.pt

† aaosipov@jinr.ru

[20, 21].

The necessity to devise powerful measures of signatures for this crossover, that could also be useful in the experimental searches, has become a main objective. Besides the chiral condensate and its derivative with respect to the quark mass, the chiral susceptibility, used to probe the restoration of chiral symmetry, fluctuations and correlations in conserved charges have become tools to identify the transition from hadronic to quark-gluon degrees of freedom in the crossover region. In relativistic heavy-ion colliders experiments the ratios of such fluctuations are obtained in precision experimental studies for several collision energies as part of the RHIC beam energy scan program [22, 23], which focuses on the search of the CEP. Chemical freeze-out parameters are then extracted within a canonical ensemble description of the data. These parameters lie below the freeze-out parameters extracted formerly from particle yields in the Hadron Resonance Gas (HRG) model [24], [25, 26] and the single freeze-out model [27–29]. A recent analysis using the HRG model to fit the net Kaon fluctuations at RHIC [30] provides experimental evidence that the freeze-out temperatures for strange hadrons could be 10 – 15 MeV higher than for the light ones.

Other measures resort to the equation of state (EoS) for determination of the trace of the energy momentum tensor and related specific heat and speed of sound. It has been pointed out a long time ago that the EoS near the QCD phase transition might be very soft as compared to an ideal pion gas [31–33] such that a “longest lived fireball” could be produced in relativistic heavy ion collisions [34] with ideal conditions to study signatures of the quark gluon plasma (QGP) as it goes through the stage of deconfinement. This softest point in the EoS is seen as a minimum in the velocity of sound, which measures the rate of change of the pressure with respect to the energy density. lQCD results show that at the minimum the energy density is only slightly above that of normal nuclear matter density [15].

In the present study we address the effects of the light and strange current quark masses in the light of an effective theory of QCD. As is well known from Chiral Perturbation Theory the canonical mass term represents only the leading order of an expansion in the masses themselves [35–37]. The explicit symmetry breaking pattern involves current quark mass dependent interactions at higher orders.

We use a three flavor Nambu-Jona-Lasinio [38, 39] related Lagrangian in mean field approximation, which we have previously extended to include relevant spin zero interactions up to the same order in large N_c counting as the $U(1)_A$ breaking flavor determinantal interaction of ’t Hooft [40, 41]. In the context of the NJL model the ’t Hooft term has been first introduced in [42–44]; in this form the model has been extensively used, see e.g. [2, 4, 5, 7, 45–52].

Our extension included first two kinds of eight quark chiral symmetry preserving interactions [53, 54], which

were needed to complete the number of vertices important for dynamical chiral symmetry breaking in four dimensions [55, 56], and resolved instability issues related to the model’s effective potential reported in [57]. The next extension added the set of explicit symmetry breaking (ESB) multi-quark interactions at the specific N_c order considered [58, 59]. The phenomenological impact of the ESB terms on the quality of the low lying spectra of pseudoscalars and scalars as well as other related observables is remarkable, in comparison with the models without their inclusion. In particular the possibility to accurately describe the spectra of the scalar mesons together with a good fit for their strong decays gave us confidence that the model parameters obtained represented an adequate set for the analysis of the model related QCD phase diagram.

In a subsequent work [60] we have shown that the extended model leads to the emergence of two CEPs, associated with the light and strange quark condensates, in contrast to the common picture in which only the light condensate relates to a first order transition (except for a small effect on the strange condensate due to the coupling of both sectors), while the strange condensate displays a crossover behavior. The two CEPs act upon the onset for formation of strange quark matter, which is shifted to significantly smaller values of μ_B .

Recently a similar extension of model interactions within the quark meson model and taking into account finite size effects led to the interesting result that quark matter with only u and d quarks may be the stable configuration in a region close to the end of the table of elements [61].

In face of these new developments one recognizes that the current quark mass effects are far from being fully explored and understood.

The crossover regime which follows after the two CEPs reported in [60] towards lower μ_B until reaching the $\mu_B = 0$ line at higher temperatures is expected to weaken the prominent ESB features mentioned for the critical zone. Nevertheless we show that some observables are sensitive to the current quark mass values and ESB interactions. We stress that the numerical values of the current quark masses are intertwined with the dynamics of the ESB interaction terms and must always be considered together in the extended version. The numerical value of the strange current quark mass is reduced by roughly a factor 2 (thus being possible to reach its empirical value and light to strange quark mass ratios) when ESB interactions are considered in conjunction with best fits for the hadronic spectra, compared to the case without ESB interactions.

The obvious drawback of the model is the lack of confinement. However, it should be noted that the NJL model shares the global symmetries with QCD. Therefore it gives a reasonable tool to study the critical phenomena even if the location of the CEP may differ. For instance, both NJL and Polyakov-loop NJL models predict that the critical point is located inside the pion condensed

phase. This result is consistent with the QCD no-go theorem [62], which is a rigorous statement in the large- N_c limit. Thus, we suppose that symmetries combined with the $1/N_c$ approach lead to a reasonable picture of the phase properties of the hadron matter even if the confinement mechanism is not included.

The comparison with IQCD data shows that there is room to improve the model calculations, mainly with respect to the transition to the Stefan-Boltzmann limit that occurs in a much shorter temperature interval, as well as a systematic shift to lower temperatures of the observables considered. The main observation is that the model is able to capture important features, such as the presence of a dip in the sound velocity, and the slopes of most observables considered.

Polyakov loop extended versions of NJL model have been extensively used in the study of temperature effects in strongly interacting matter [63–74].

Here we show that by coupling the model to the gluonic degrees of freedom through the Polyakov loop, the temperature gap between our model predictions and IQCD data is practically removed, as well as an improvement is obtained regarding the height of the peak of one of the correlators. An overall good agreement with IQCD data is obtained.

The text is organized as follows: after revisiting the model Lagrangian and thermodynamic potential in section II we present the thermodynamic observables that we compute and the model fits in section III, III A and III B and discuss the results in section IV. Our conclusions are summarized in section V.

II. THE MODEL

A. Model thermodynamic potential

Although the model Lagrangian has been introduced and applied in previous works we indicate it here for completeness and refer for further details to [58–60, 75].

The effective multi-quark Lagrangian is expressed in terms of the $U(3)$ Lie-algebra valued field $\Sigma = (s_a - ip_a)\frac{1}{2}\lambda_a$, involving the quark bilinears $s_a = \bar{q}\lambda_a q$, $p_a = \bar{q}\lambda_a i\gamma_5 q$; $a = 0, 1, \dots, 8$, $\lambda_0 = \sqrt{2/3} \times 1$, λ_a are the standard $SU(3)$ Gell-Mann matrices for $1 \leq a \leq 8$. The q designates the color quark fields which enjoy the chiral flavor $U(3)_L \times U(3)_R$ global symmetry of QCD in the massless case. In addition the Lagrangian depends on external sources χ , which generate explicit symmetry breaking effects. In terms of these fields and sources the Lagrangian density reads to next to leading order (NLO) in the large N_c counting

$$\mathcal{L}_{\text{eff}} = \bar{q}i\gamma^\mu \partial_\mu q + \mathcal{L}_{\text{int}} + \mathcal{L}_\chi, \quad (1)$$

with

$$\begin{aligned} \mathcal{L}_{\text{int}} = & \frac{\bar{G}}{\Lambda^2} \text{tr}(\Sigma^\dagger \Sigma) + \frac{\bar{\kappa}}{\Lambda^5} (\det \Sigma + \det \Sigma^\dagger) \\ & + \frac{\bar{g}_1}{\Lambda^8} (\text{tr} \Sigma^\dagger \Sigma)^2 + \frac{\bar{g}_2}{\Lambda^8} \text{tr}(\Sigma^\dagger \Sigma \Sigma^\dagger \Sigma). \end{aligned} \quad (2)$$

and the source dependent pieces

$$\begin{aligned} \mathcal{L}_\chi = & \sum_{i=0}^{10} L_i, \\ L_0 = & -\text{tr}(\Sigma^\dagger \chi + \chi^\dagger \Sigma), \\ L_1 = & -\frac{\bar{\kappa}_1}{\Lambda} e_{ijk} e_{mnl} \Sigma_{im} \chi_{jn} \chi_{kl} + h.c., \\ L_2 = & \frac{\bar{\kappa}_2}{\Lambda^3} e_{ijk} e_{mnl} \chi_{im} \Sigma_{jn} \Sigma_{kl} + h.c., \\ L_3 = & \frac{\bar{g}_3}{\Lambda^6} \text{tr}(\Sigma^\dagger \Sigma \Sigma^\dagger \chi) + h.c., \\ L_4 = & \frac{\bar{g}_4}{\Lambda^6} \text{tr}(\Sigma^\dagger \Sigma) \text{tr}(\Sigma^\dagger \chi) + h.c., \\ L_5 = & \frac{\bar{g}_5}{\Lambda^4} \text{tr}(\Sigma^\dagger \chi \Sigma^\dagger \chi) + h.c., \\ L_6 = & \frac{\bar{g}_6}{\Lambda^4} \text{tr}(\Sigma \Sigma^\dagger \chi \chi^\dagger + \Sigma^\dagger \Sigma \chi^\dagger \chi), \\ L_7 = & \frac{\bar{g}_7}{\Lambda^4} (\text{tr} \Sigma^\dagger \chi + h.c.)^2 \\ L_8 = & \frac{\bar{g}_8}{\Lambda^4} (\text{tr} \Sigma^\dagger \chi - h.c.)^2, \\ L_9 = & -\frac{\bar{g}_9}{\Lambda^2} \text{tr}(\Sigma^\dagger \chi \chi^\dagger \chi) + h.c., \\ L_{10} = & -\frac{\bar{g}_{10}}{\Lambda^2} \text{tr}(\chi^\dagger \chi) \text{tr}(\chi^\dagger \Sigma) + h.c. \end{aligned} \quad (3)$$

Under chiral transformations one has for the quark fields $q' = V_R q_R + V_L q_L$, where $q_R = P_R q$, $q_L = P_L q$, and $P_{R,L} = \frac{1}{2}(1 \pm \gamma_5)$. Then $\Sigma' = V_R \Sigma V_L^\dagger$, and $\Sigma'^\dagger = V_L \Sigma^\dagger V_R^\dagger$; the sources transform as the field Σ .

At this stage the sources can be fixed as the current quark masses $\chi = 1/2 \text{diag}(m_u, m_d, m_s)$, after using the freedom related with the Kaplan-Manohar ambiguity associated with L_1, L_9, L_{10} [76] and which are henceforth set to zero.

The couplings $g_i = \bar{g}_i/\Lambda^n$ (g_i stands generically for any coupling) carry negative dimensions, given by the powers of Λ , and thus the Lagrangian is non renormalizable. Here $\Lambda \sim 4\pi f_\pi \sim 1 \text{ GeV}$ [77] is associated with the scale of spontaneous chiral symmetry breaking.

As mentioned in the introduction this Lagrangian contains all non-derivative spin 0 multi-quark interactions up to the same counting in large N_c as the 't Hooft interaction, given by the term $\sim \kappa$ in Eq. 2. It has been shown that the large N_c counting scheme selects the same interactions that are also relevant in the effective potential in the limit $\Lambda \rightarrow \infty$, i.e. those scaling at most as Λ^0 . The LO contributions are only the $4q$ interaction $\sim G$ of the original NJL Lagrangian and the canonical quark mass term L_0 , all the other terms are N_c^{-1} suppressed with respect to LO. These contain terms which violate

the OZI rule ($\kappa, \kappa_2, g_1, g_4, g_7, g_8$), of which (κ, κ_2) break the $U(1)_A$ symmetry and are thus anomalous, as well as interactions which describe four-quark component $\bar{q}q\bar{q}q$ admixtures to the $\bar{q}q$ ones (g_2, g_3, g_5, g_6).

The bosonization of the Lagrangian is carried over with functional integral techniques in the stationary phase approximation resulting in the effective mesonic Lagrangian density \mathcal{L}_{bos} at $T = \mu = 0$,

$$\begin{aligned}\mathcal{L}_{\text{eff}} &\rightarrow \mathcal{L}_{\text{bos}} = \mathcal{L}_{\text{st}} + \mathcal{L}_{\text{ql}}, \\ \mathcal{L}_{\text{st}} &= h_a \sigma_a + \frac{1}{2} h_{ab}^{(1)} \sigma_a \sigma_b + \frac{1}{2} h_{ab}^{(2)} \phi_a \phi_b + \mathcal{O}(\text{field}^3), \\ W_{\text{ql}}(\sigma, \phi) &= \frac{1}{2} \ln |\det D_E^\dagger D_E| = - \int \frac{d^4 x_E}{32\pi^2} \sum_{i=0}^{\infty} I_{i-1} \text{tr}(b_i), \\ b_0 &= 1, \quad b_1 = -Y, \\ b_2 &= \frac{Y^2}{2} + \frac{\Delta_{ud}}{2} \lambda_3 Y + \frac{\Delta_{us} + \Delta_{ds}}{2\sqrt{3}} \lambda_8 Y, \quad \dots, \\ Y &= i\gamma_\alpha (\partial_\alpha \sigma + i\gamma_5 \partial_\alpha \phi) + \sigma^2 + \{\mathcal{M}, \sigma\} \\ &\quad + \phi^2 + i\gamma_5 [\sigma + \mathcal{M}, \phi],\end{aligned}\tag{4}$$

written in terms of the scalar, $\sigma = \lambda_a \sigma_a$, and pseudoscalar, $\phi = \lambda_a \phi_a$, nonet valued fields.

The result of the stationary phase integration at leading order, \mathcal{L}_{st} , is shown here as a series in growing powers of σ and ϕ . The coefficients h_a, h_{ab}, \dots depend on the current quark masses and encode all the dependence in the coupling constants, see Eq. 12 below for h_a . As in the case of the mass parameters, also only the h_a with ($a = 0, 3, 8$) (or h_i , ($i = u, d, s$) in the flavor basis) do not vanish [54].

The result of the remaining Gaussian integration over the quark fields is given by W_{ql} . Here the second order operator in euclidean space-time $D_E^\dagger D_E = \mathcal{M}^2 - \partial_\alpha^2 + Y$ is associated with the euclidean Dirac operator $D_E = i\gamma_\alpha \partial_\alpha - \mathcal{M} - \sigma - i\gamma_5 \phi$ (the $\gamma_\alpha, \alpha = 1, 2, 3, 4$ are antihermitian and obey $\{\gamma_\alpha, \gamma_\beta\} = -2\delta_{\alpha\beta}$); $\mathcal{M} = \text{diag}(M_u, M_d, M_s)$ is the constituent quark mass matrix resulting from the process of spontaneous symmetry breaking, which requires a redefinition of the field $\sigma \rightarrow \sigma + \mathcal{M}$, such that the new vacuum expectation value vanishes $\langle \sigma \rangle = 0$. The one-quark-loop action W_{ql} has been obtained by using a modified inverse mass expansion of the heat kernel associated with the given second order operator [78, 79]. The procedure takes into account the differences $\Delta_{ij} = M_i^2 - M_j^2$, in a chiral invariant way at each order of the expansion, with b_i being the generalized Seeley–DeWitt coefficients. The

$$I_i = \frac{1}{3} [J_i(M_u^2) + J_i(M_d^2) + J_i(M_s^2)] \tag{5}$$

is the average over the regularized 1-loop euclidean mo-

mentum integrals J_i with $i + 1$ vertices ($i = 0, 1, \dots$)

$$\begin{aligned}J_i(M^2) &= 16\pi^2 \Gamma(i+1) \int \frac{d^4 p_E}{(2\pi)^4} \hat{\rho}_\Lambda \frac{1}{(p_E^2 + M^2)^{i+1}} \\ &= 16\pi^2 \int \frac{d^4 p_E}{(2\pi)^4} \int_0^\infty d\tau \hat{\rho}_\Lambda \tau^i e^{-\tau(p_E^2 + M^2)}.\end{aligned}\tag{6}$$

We use the Pauli–Villars regularization [80] with two subtractions in the integrand [81]

$$\hat{\rho}_\Lambda \equiv \rho(\tau\Lambda^2) = 1 - (1 - \tau\Lambda^2)e^{-\tau\Lambda^2}.\tag{7}$$

We take only the dominant contributions to the heat kernel series, up to b_1, b_2 for meson spectra and decays, which involve the logarithmically I_1 and quadratically I_0 divergent integrals in Λ .

The J_{-1} integral is obtained as [82]

$$J_{-1}(M^2) = - \int_0^{M^2} J_0(\alpha^2) d\alpha^2.\tag{8}$$

The model thermodynamical potential Ω in the mean field approximation is written as a contribution stemming from the stationary phase approximation containing all the dependence on the model couplings, \mathcal{V}_{st} , and one which is related to the heat kernel quark one loop integrals J_{-1} which now carry the explicit T, μ dependence (for details please see [83])

$$\Omega = \mathcal{V}_{\text{st}} + \sum_i \frac{N_c}{8\pi^2} J_{-1}(M_i, T, \mu_i),\tag{9}$$

$$\begin{aligned}J_{-1} &= J_{-1}^{\text{vac}} + J_{-1}^{\text{med}}, \\ J_{-1}^{\text{vac}} &= \int \frac{d^4 p_E}{(2\pi)^4} \int_0^\infty \frac{d\tau}{\tau} \rho(\tau\Lambda^2) 16\pi^2 \\ &\quad \times \left(e^{-\tau(p_0^2 + \mathbf{p}^2 + M^2)} - e^{-\tau(p_0^2 + \mathbf{p}^2)} \right), \\ J_{-1}^{\text{med}} &= - \int \frac{d^3 p}{(2\pi)^3} 16\pi^2 T (\mathcal{Z}^+ + \mathcal{Z}^-) \Big|_0^M + C(T, \mu), \\ \mathcal{Z}^\pm &= \log \left(1 + e^{-\frac{E \mp \mu}{T}} \right) - \log \left(1 + e^{-\frac{E_\Lambda \mp \mu}{T}} \right) \\ &\quad - \frac{\Lambda^2}{2TE_\Lambda} \frac{e^{-\frac{E_\Lambda \mp \mu}{T}}}{1 + e^{-\frac{E_\Lambda \mp \mu}{T}}}, \\ C(T, \mu) &= \int \frac{d^3 p}{(2\pi)^3} 16\pi^2 T \\ &\quad \times \log \left(\left(1 + e^{-\frac{|\mathbf{p}| - \mu}{T}} \right) \left(1 + e^{-\frac{|\mathbf{p}| + \mu}{T}} \right) \right)\end{aligned}\tag{10}$$

with $E = \sqrt{M^2 + p^2}$, $E_\Lambda = \sqrt{E^2 + \Lambda^2}$.

$$\begin{aligned} \mathcal{V}_{st} = & \frac{1}{16} \left(4G(h_i^2) + 3g_1(h_i^2)^2 + 3g_2(h_i^4) + 4g_3(h_i^3 m_i) \right. \\ & + 4g_4(h_i^2)(h_j m_j) + 2g_5(h_i^2 m_i^2) + 2g_6(h_i^2 m_i^2) \\ & + 4g_7(h_i m_i)^2 + 8\kappa h_u h_d h_s \\ & \left. + 8\kappa_2(m_u h_d h_s + h_u m_d h_s + h_u h_d m_s) \right) \Big|_0^{M_i}, \quad (11) \end{aligned}$$

where h_i , $i = (u, d, s)$ are solutions of the following system of cubic equations

$$\begin{aligned} \Delta_f = & M_f - m_f \\ = & -Gh_f - \frac{g_1}{2}h_f(h_i^2) - \frac{g_2}{2}(h_f^3) - \frac{3g_3}{4}h_f^2 m_f \\ & - \frac{g_4}{4}(m_f(h_i^2) + 2h_f(m_i h_i)) - \frac{g_5 + g_6}{2}h_f m_f^2 \\ & - g_7 m_f(h_i m_i) - \frac{\kappa}{4}t_{fij}h_i h_j - \kappa_2 t_{fij}h_i m_j. \end{aligned} \quad (12)$$

The h_i are equal to one half the (unsubtracted) quark condensates, i.e. without the 2nd term in

$$\langle \bar{q}q \rangle_i = -\frac{N_c}{4\pi^2}((M_i J_0[M_i^2] - m_i J_0[m_i^2])). \quad (13)$$

III. THERMODYNAMICAL PROPERTIES OF STRONGLY INTERACTING MATTER

Strongly interacting matter is expected to undergo two transitions when subjected to high enough temperature (T) and/or chemical potential (μ): deconfinement and chiral symmetry (partial) restoration. Although a straight connection between the two is still unclear they are for the most part expected to occur more or less simultaneously [84], [85].

The temperature and chemical potential dependence of fluctuations and correlations of conserved charges can be useful tools serving as indicators for the transition behavior. The fluctuations and correlations of the charges are given respectively by:

$$\begin{aligned} \chi_n^i & \equiv \frac{1}{n!} \frac{\partial^n \Omega / T^4}{\partial \left(\frac{\mu_i}{T}\right)^n} \\ \chi_{n,m}^{i,j} & \equiv \frac{1}{n!} \frac{1}{m!} \frac{\partial^{n+m} \Omega / T^4}{\left(\partial \frac{\mu_i}{T}\right)^n \left(\partial \frac{\mu_j}{T}\right)^m} \end{aligned} \quad (14)$$

Here we will consider the results pertaining to baryonic number N_B , electric charge number N_Q , and strangeness number N_S . The corresponding chemical potentials are related to μ_i $i = u, d, s$ through $\mu_Q = \mu_u - \mu_d$, $\mu_B = 2\mu_d + \mu_u$ and $\mu_S = \mu_d - \mu_s$ ¹.

The traced energy-momentum tensor Θ^μ_μ and the speed of sound C_s are also thermodynamical quantities of interest. Both of these have been evaluated in lQCD thus we can use them as benchmarks to evaluate the adequacy of our models. They can be obtained respectively as:

$$\begin{aligned} \Theta^\mu_\mu & = \epsilon - 3P \\ C_s^2 & \equiv \frac{\partial P}{\partial \epsilon} = \frac{s}{C_V} = \frac{-\frac{\partial \Omega}{\partial T}}{T \frac{\partial^2 \Omega}{\partial T^2}}, \end{aligned} \quad (15)$$

with P denoting the pressure, $\epsilon = Ts - P$ the energy density, $s = \partial P / \partial T$ the entropy density and $C_V = (\partial \epsilon / \partial T)_V$ the specific heat at constant volume.

A. Polyakov loop extension

Although no gluonic degrees of freedom are present in the NJL model its extension to the so called Polyakov–Nambu–Jona-Lasinio Model is an attempt to mimic part of its dynamics by considering a static homogeneous background gluonic field in the temporal gauge $A_4 = iA^0$ which is diagonal in color space $A_4 = A_3 \lambda_3 + A_8 \lambda_8$ and couples with strength g to the quark fields through the covariant derivative $\mathcal{D}^\mu = \partial^\mu + iA^\mu$, $A^\mu = \delta_0^\mu g A_a^0 \lambda^a / 2$, where λ_a are the Gell-Mann matrices in color space.

The Polyakov loop L , winding around the imaginary time with periodic boundary conditions, and its trace in color space, ϕ (and charge conjugate $\bar{\phi}$) are given as

$$\begin{aligned} L & = \mathcal{P} e^{\int_0^\beta (iA_4) dx_4} \\ \phi & = \frac{1}{N_c} \text{Tr}[L], \quad \bar{\phi} = \frac{1}{N_c} \text{Tr}[L^\dagger], \end{aligned} \quad (16)$$

where \mathcal{P} stands for path-ordering and $\beta = 1/T$. In the quenched limit ϕ is an order parameter for the transition between the confined phase where the center of $SU(N_c)$ symmetry (\mathbb{Z}_{N_c}) is verified (vanishing traced Polyakov loop) and the deconfined phase where this symmetry is spontaneously broken [86].

An additional term, the Polyakov potential, must be added to drive this temperature induced spontaneous breaking. Its form can be determined by fitting lattice QCD observables. We take two choices, \mathcal{U}_I [66] and \mathcal{U}_{II} [67, 74], with parameters shown in Table II,

numbers: $N_B = \frac{1}{3}(N_u + N_d + N_s)$, $N_Q = +\frac{2}{3}N_u - \frac{1}{3}(N_d + N_s)$ and $N_S = -N_s$ (by convention strangeness number is the negative of the number of strange quarks).

¹ As can be readily deduced from the relations of the corresponding

- Logarithmic form

$$\begin{aligned}
& \frac{\mathcal{U}_I[\phi, \bar{\phi}, T]}{T^4} \\
&= -\frac{1}{2}a(T)\bar{\phi}\phi \\
&\quad + b(T)\ln\left[1 - 6\bar{\phi}\phi + 4(\bar{\phi}^3 + \phi^3) - 3(\bar{\phi}\phi)^2\right] \\
&a(T) = a_0 + a_1\frac{T_0}{T} + a_2\left(\frac{T_0}{T}\right)^2 \\
&b(T) = b_3\left(\frac{T_0}{T}\right)^3
\end{aligned} \tag{17}$$

- Exponential K-Log form

$$\begin{aligned}
& \frac{\mathcal{U}'_{II}[\phi, \bar{\phi}, T]}{T^4} \\
&= -\frac{1}{2}a(T)\bar{\phi}\phi - \frac{b_3}{6}(\bar{\phi}^3 + \phi^3) + \frac{b_4}{4}(\bar{\phi}\phi)^2 \\
&\quad + K\ln\left[\frac{27}{24\pi^2}\left(1 - 6\bar{\phi}\phi + 4(\bar{\phi}^3 + \phi^3) - 3(\bar{\phi}\phi)^2\right)\right] \\
&a(T) = a_0 + a_1\left(\frac{T_0}{T}\right)e^{-a_2\frac{T_0}{T}}
\end{aligned} \tag{18}$$

where the term proportional to K is the Van der Monde determinant, and the exponential term going with a_2 is a modification introduced in [74]. We considered a slight modification of this potential as we used $\mathcal{U}_{II}[\phi, \bar{\phi}, T] = \mathcal{U}'_{II}[\phi, \bar{\phi}, T] - \mathcal{U}'_{II}[0, 0, T]$ which enables the reproduction of the expected vanishing value for Ω/T^4 as we approach the vacuum ($\{T, \mu\} = \{0, 0\}$).

From a practical point of view the extension from NJL to PNJL amounts to the introduction of two new classical fields in the model, ϕ and $\bar{\phi}$, the introduction of the Polyakov potential and a modification of the occupation numbers (see for instance [72] for details on the implementation of the model)². At vanishing baryonic chemical potential, the case considered in this work, $\phi = \bar{\phi}$.

B. Parameter fitting

The parameters of the model are the quark current masses (m_u , m_d and m_s), the cutoff (Λ) and the couplings (G , κ , κ_2 , g_1 , g_2 , g_3 , g_4 , g_5 , g_6 , g_7 and g_8). In the formulation of the model without non-canonical explicit chiral symmetry breaking, NJLH8q, these 15 parameters are reduced to 8 (κ_2 and g_i with $i = 3, \dots, 8$ are set to zero). If we neglect the isospin symmetry breaking ($m_l \equiv m_u = m_d$) these are further reduced to 7.

As was shown in [54] the NJLH8q model can be fitted for several fixed values of the OZI violating eight-quark interaction coupling g_1 (the four-quark interaction strength, G , is smaller for increasing g_1 but the remaining parameters are unchanged) while keeping the mesonic spectra unchanged apart from a decrease in the σ meson mass for increasing value of g_1 (the scalar mixing angle also changes). Two sets, denoted as NJLH8qA and NJLH8qB, are shown in Table I with the latter corresponding to the highest value of g_1 (and conversely the lowest G). In these isospin symmetric sets ($m_l \equiv m_u = m_d$) we fit the model parameters by imposing a value of g_1 and fitting the remaining 6 parameters using the pion and kaon weak decay couplings (f_π and f_K) and the meson masses (M_π , M_K , $M_{\eta'}$ and M_{a_0}).

This freedom allowed us to isolate and study the impact of the eight-quark interaction term in the model phase diagram in the chemical potential-temperature, $\{\mu, T\}$, plane [83]. One of the main highlights of this study was the realization that the CEP is shifted to lower chemical potential and higher temperature with increasing g_1 . This in turn leads to a substantial reduction in the related crossover temperature at $\mu = 0$ compared to the case with weak g_1 coupling, as reported before in [6, 89], with the lower values of T complying with IQCD results [19].

The extension to include the non-canonical explicit chiral-symmetry breaking interactions introduces 7 new parameters. For the parameter set NJLH8qmA from Table I we chose to impose the value of the current masses (m_l and m_s). The remaining 12 parameters can be fitted by fixing f_π , f_K , the pseudoscalar and scalar mixing angles (θ_{ps} and θ_s) and the 8 meson masses (M_π , M_K , M_η , $M_{\eta'}$, M_{a_0} , M_{K^*} , M_σ and M_{f_0}), in the isospin limit. Note that the inclusion of the ESB interactions allows to fit the pseudoscalar as well as the scalar spectra to empirical data with a high degree of accuracy, as well as the weak decay constants and the current quark mass values. This on the other hand reduces the former freedom in the interplay of G, g_1 parameters, which is now considerably narrowed down, favoring the strong g_1 coupling strength, (we are considering here a range $470 \text{ MeV} \lesssim M_\sigma \lesssim 500 \text{ MeV}$). One also sees that the increase in g_1 comes in this case accompanied not only by a decrease in G , but also a decrease in the ESB couplings g_4, g_7 .

IV. RESULTS AND DISCUSSION

A. Speed of sound and energy-momentum trace anomaly

In Fig. 1(a) we see a comparison of the temperature dependence of the squared speed of sound at vanishing chemical potential as obtained using IQCD and several parametrizations of our model. Although a complete quantitative agreement seems impossible with the con-

² The easiest way to introduce this modification is to note that the phase of the Polyakov loop appears in the quark action in the form of an imaginary chemical potential [63, 87, 88].

Table I. Model parameters obtained using a regularization kernel with two Pauli-Villars subtractions in the integrand (see [90]) given in the following units: for the current masses $[m_i] = \text{MeV}$ ($i = l, u, d, s$), for the cutoff $[\Lambda] = \text{MeV}$, for the couplings $[G] = \text{GeV}^{-2}$, $[\kappa_2] = \text{GeV}^{-3}$, $[g_5] = [g_6] = [g_7] = [g_8] = \text{GeV}^{-4}$, $[\kappa] = \text{GeV}^{-5}$ and $[g_3] = [g_4] = \text{GeV}^{-6}$, $[g_1] = [g_2] = \text{GeV}^{-8}$. Parameters marked with an asterisk (*) were kept fixed. Several quantities which are either outputs or kept fixed (and used in the fit of the remaining parameters) are presented in the bottom rows: weak decay couplings ($[f_\pi] = [f_K] = \text{MeV}$), meson masses for the low-lying scalars/pseudo-scalars, the dynamical masses of the quarks (given in MeV) and the corresponding chiral condensates $\langle \bar{q}q \rangle_i$ (given in MeV^3) taking into account the subtraction of the contribution coming from the current mass, see Eq. 13. The pseudoscalar and scalar mixing angles (θ_{ps}/θ_s) are given in degrees. Sets NJLH8qA and NJLH8qB include up to eight-quark interactions but no non-canonical explicit chiral symmetry breaking terms whereas set NJLH8qmA does include these terms.

Set	m_l	m_s	G	κ	κ_2	g_1	g_2	g_3	g_4	g_5	g_6	g_7	g_8	Λ
NJLH8qA	5.94	186.12	10.92	-125.07	0*	500*	-47.14	0*	0*	0*	0*	0*	0*	0.851
NJLH8qB	5.94	186.12	8.14	-125.07	0*	3000*	-47.14	0*	0*	0*	0*	0*	0*	0.851
NJLH8qmA	4*	100*	10.08	-114.25	6.00	3641.45	49.42	-4313.92	1589.24	190.53	-1171.23	163.28	-60.79	0.838
NJLH8qmB	4*	100*	9.35	-114.25	6.00	3976.88	49.42	-4313.92	1320.29	190.53	-1171.23	116.31	-60.79	0.838*
Set	f_π	f_K	θ_{ps}		θ_s	M_l	M_s	$\langle \bar{q}q \rangle_l$		$\langle \bar{q}q \rangle_s$				
NJLH8qA	92*	117*	-13.98		23.29	359.19	554.40	$-(233.88)^3$		$-(182.76)^3$				
NJLH8qB	92*	117*	-13.98		19.71	359.19	554.40	$-(233.88)^3$		$-(182.76)^3$				
NJLH8qmA	92*	113*	-12*		27.50*	360.10	524.49	$-(231.43)^3$		$-(208.51)^3$				
NJLH8qmB	92*	113*	-12*		25.80	360.10	524.49	$-(231.43)^3$		$-(208.51)^3$				
Set	M_π	M_K	M_η		$M_{\eta'}$	M_{a_0}	M_{K^*}	M_σ	M_{f_0}					
NJLH8qA	138*	494*	477.50		958*	980*	1200.93	691.17	1368.04					
NJLH8qB	138*	494*	477.50		958*	980*	1200.93	520.83	1352.94					
NJLH8qmA	138*	494*	547*		958*	980*	890*	500*	980*					
NJLH8qmB	138*	494*	547*		958*	980*	890*	480*	980*					

Table II. The parameters for the Polyakov potentials \mathcal{U}_I and \mathcal{U}_{II} given in Eqs. 17 and 18. The parameter T_0 sets the temperature scale at which deconfinement arises. The main effect of a modification of this parameter is that of shifting the transitional temperatures towards higher/lower temperatures with larger/smaller T_0 . While $T_0 = 270 \text{ MeV}$ is given in [66] as the value stemming from lQCD calculations in pure gauge, it is expected that this temperature should be adjusted to reflect the inclusion of dynamical quarks and the number of flavors considered [91, 92]. Here we chose values for T_0 that gave a closer agreement to the lQCD data.

\mathcal{U}_I [66]	T_0 [MeV]	a_0	a_1	a_2	b_3		
	200	0.351	-2.47	15.2	-1.75		
\mathcal{U}_{II} [67, 74]	T_0 [MeV]	a_0	a_1	a_2	b_3	b_4	K
	175	6.75	-9.8	0.26	0.805	7.555	0.1

sidered parametrizations an approximation of the general qualitative behavior can be obtained: the squared speed of sound increases with temperature starting at zero until a critical point upon which it dips into a local minimum (for 3 of the sets) and then rises again going asymptotically to the Stefan-Boltzmann limit. For temperatures above this local minimum the obtained speed of sound overshoots the lQCD result whereas for lower temperatures we obtain lower values. Note that as one expects the speed of sound to go to zero in the limit of vanishing temperature and chemical potential the lQCD results should be followed by a dip towards zero for lower temperatures.

The model velocity of sound displays a soft point close to the one of lQCD, at around $T \sim 150 \text{ MeV}$. For this feature to be present in the model, the parameter g_1 of OZI-violating 8-quark interactions is required to have a certain strength $g_1 \sim 3000 - 4000 \text{ GeV}^{-8}$, see set NJLH8qB without ESB interactions, and sets

NJLH8qmA, NJLH8qmB with ESB in Table I; at the weak coupling $g_1 = 500 \text{ GeV}^{-8}$ of set NJLH8qA the relative minimum is absent and the velocity of sound shows a monotonous decrease. It had already been noticed some time ago that the strength of parameter g_1 has impact on the number of degrees of freedom [83]; a rather strong (more than 50 %) suppression of the artificial quark excitations (due to lack of confinement of the model) at $T/T_c > 0$ was observed, in comparison to a PNJL model calculation [70]. Thus it is understandable that this property manifests itself in the occurrence of the relative minimum in the velocity of sound, as the model emulates partially the missing degrees of freedom attributed to the onset of deconfinement. The inclusion of the ESB breaking parameters does not change this important property, in spite of the fact that the accurate fit of the low lying spectra and related properties strongly constrains the parameters of the model in the vacuum. On the contrary: as mentioned before, the ESB interac-

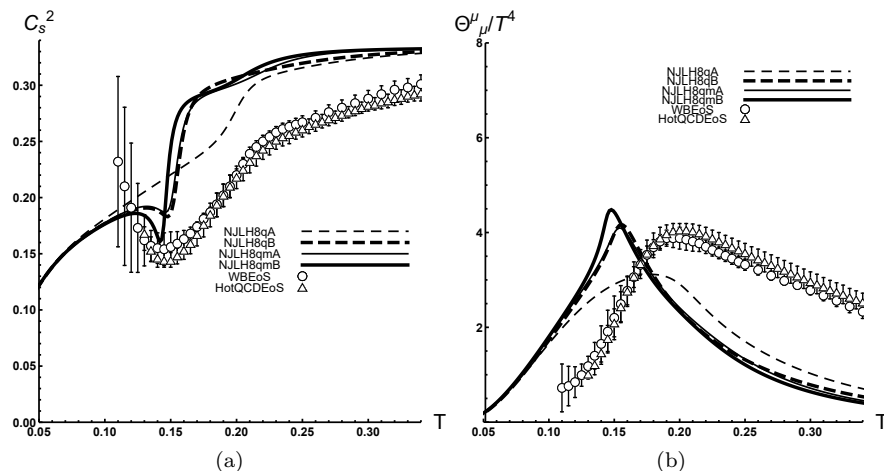


Figure 1. The squared speed of sound (1(a)) and the energy-momentum trace anomaly (1(b)) as functions of the temperature ($[T] = \text{GeV}$) at vanishing chemical potential, obtained using the parameter sets from Table I: dashed lines correspond to the NJLH8q sets whereas solid lines correspond to the NJLH8qm sets (respectively the ones without and with non-canonical explicit chiral symmetry breaking). The markers, labeled as WBEoS and HotQCDEoS, correspond to continuum extrapolated IQCD results taken respectively from [14] and [15].

tions together with the requirement of having good fits of the spectra rule out the smaller values of g_1 strengths. The fact that the former freedom in the model parameter g_1 is narrowed down, and specifically to the values that describe the soft region in the speed of sound, can be seen as a major result regarding the phenomenological importance of including ESB interactions in the model.

Apart from the relative minimum in the speed of sound, notice that the sets with ESB display a slight dip after the steep rise and before flattening out. This is a remnant of the two CEPs encountered in the model as described previously, and still visible at $\mu_B = 0$. This behavior may be guessed to be very subtly present in the IQCD points as well, although it would require further investigation to clarify this point.

Moving to Fig. 1(b), one sees that the height of the peak of the trace of the energy momentum tensor is improved, as well as the slope before the transition, comparing with IQCD data, by the inclusion of the ESB terms (or the selection of the strong g_1 coupling without ESB). To understand that this is natural to expect within our model, we recall that the trace of the energy momentum tensor and the number of degrees of freedom $\nu(T) = (90/\pi^2) \frac{P(T)-P(0)}{T^4}$ are closely related

$$\frac{\Theta^{\mu\mu}}{T^4} = \frac{\pi^2}{90} \left(T \frac{\partial}{\partial T} \nu(T) \right). \quad (19)$$

As mentioned above, the number of degrees of freedom for weak and strong g_1 coupling was obtained in [72, 83], as function of T/T_c , where T_c is the crossover temperature. Converting by this factor one obtains the slope behavior displayed in Fig. 1(b).

The slope after the peak is steeper in the model than in lattice calculations, but this is also expected, since the model approaches the Stefan-Boltzmann

limit faster. Furthermore since in the non-Polyakov loop extended case there are no gluonic degrees of freedom present, this limit corresponds to a lower value ($\lim_{T \rightarrow \infty} -\Omega_{NJL}/T^4 = 31.5 (\pi^2/90)$ whereas $\lim_{T \rightarrow \infty} -\Omega_{PNJL}/T^4 = 47.5 (\pi^2/90)$, see for instance [72, 83]).

The energy density, ϵ , and pressure, P , as well as their derivatives with respect to the temperature, T , the specific heat, C_V and entropy density, s , are depicted in Figs 2. Despite the reasonable agreement, apart from a shift towards lower temperatures, when we look at the energy-momentum trace anomaly, $\Theta^{\mu\mu}$, (see Fig. 1(b)), in the individual thermodynamical quantities involved, P and ϵ , as well as s (See Figs. 2(a), 2(b) and 2(c)), the effect of the missing degrees of freedom is clearly present in their asymptotic behavior. In the cases with stronger eight-quark interactions (NJLH8qB, NJLH8mA/B) the specific heat (see Fig. 2(d)) deviates from the IQCD with a marked peak around the transition region reflecting the faster transitional behavior. The slope of the curve for temperatures lower than the transition is however better reproduced in the cases with stronger g_1 .

B. Fluctuations and correlations of conserved charges

In Fig. 3 the fluctuations of several conserved charges are shown. The main gross feature for the baryonic susceptibility χ_2^B in Fig. 3(a) is that the slope improves significantly for the sets with strong g_1 coupling, in comparison with IQCD data. One sees further a noticeable change of slope between the steep rise and the flattening of the curves for sets including ESB interactions, NJLH8mA and NJLH8mB. A hint of such behavior

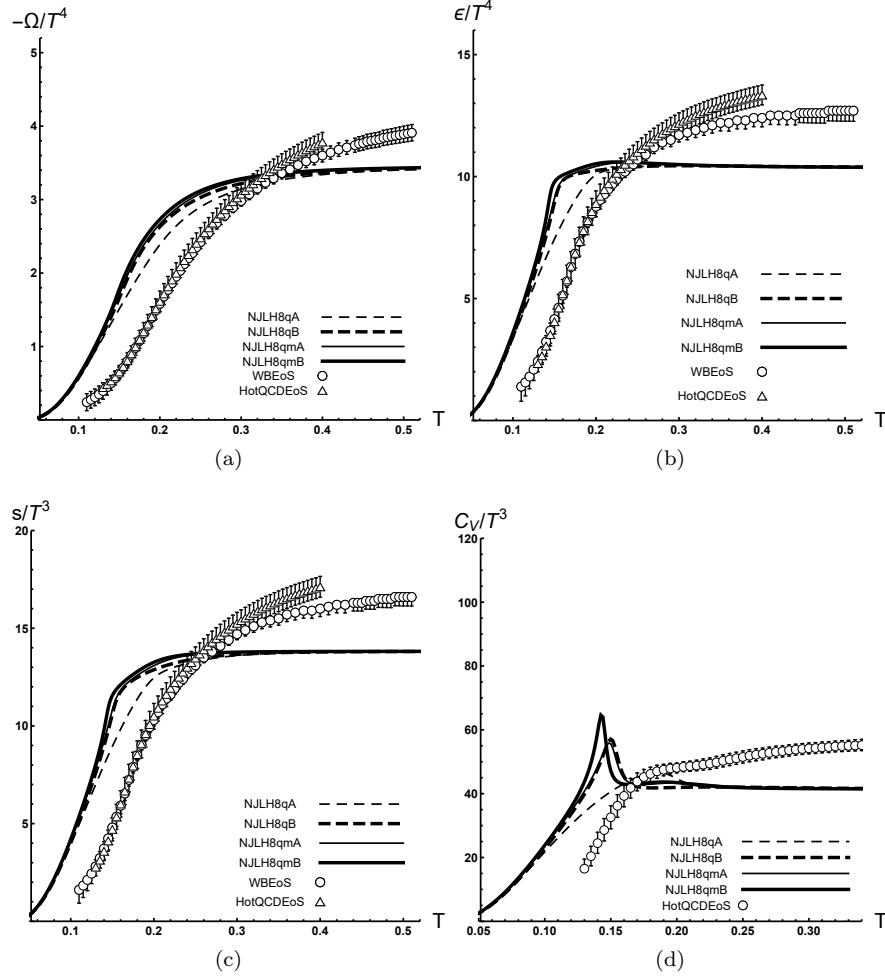


Figure 2. Dimensionless quantities obtained by dividing the pressure 2(a), energy density 2(b), entropy 2(c) and specific heat 2(d) by adequate powers of the temperature, as functions of temperature for vanishing chemical potential ($[T] = \text{GeV}$) using the parameter sets NJLH8q and NJLH8qm. The markers, labeled as WBEoS and HotQCDEoS, correspond to continuum extrapolated IQCD results taken respectively from [14] and [15].

seems to be present in the HotQCDEoS data as well. In a similar fashion do the slopes get improved in the fluctuations of strangeness χ_2^S , shown in Fig. 3(c) for the sets NJLH8qmA and NJLH8qmB. As opposed to these the slope is much steeper for these sets in the calculation of the electric charge fluctuations χ_2^Q displayed in Fig. 3(b), when compared to the lattice points. By expressing these fluctuations in terms of the quark number susceptibilities

$$\begin{aligned}\chi_2^B &= \frac{1}{9}(\chi_2^u + \chi_2^d + \chi_2^s + 2\chi_{11}^{us} + 2\chi_{11}^{ds} + 2\chi_{11}^{ud}) \\ \chi_2^Q &= \frac{1}{9}(4\chi_2^u + \chi_2^d + \chi_2^s - 4\chi_{11}^{us} + 2\chi_{11}^{ds} - 4\chi_{11}^{ud}) \\ \chi_2^S &= \chi_2^s\end{aligned}\quad (20)$$

one sees that the weight of χ_2^u in χ_2^Q is larger than in χ_2^B by a factor 4. We have looked at the individual contributions within the model and found that the transition for χ_2^u occurs faster than for χ_2^s , as expected, and that the slope increases when the ESB interactions are taken

into account, while the crossed contributions vanish, reflecting the fact that the model has no gluonic degrees of freedom [93, 95], (the Polyakov loop introduces such a correlation, see section IV C below). So it seems that the slope of χ_2^u dominates the scene in χ_2^Q , due to the weighting factor, while the distribution of weights in the χ_2^B leads to the correct slope in comparison to lattice results. The χ_2^S provides for a clean probe of the strange quark number susceptibility, as this is the only contribution. For this case one sees that the IQCD slope is well reproduced with the ESB model sets.

Regarding the correlations displayed in Fig. 4, the same effect seems to be at work for correlation of baryonic and electric charges χ_{11}^{BQ} , shown in Fig. 4(a); it displays a too fast increase as compared to IQCD for the sets with ESB breaking. As opposed to this the correlations of baryonic and strangeness charges χ_{11}^{BS} in Fig. 4(b) show a slope in conformity with IQCD. The correlation of strangeness and electric charges also gets improved for

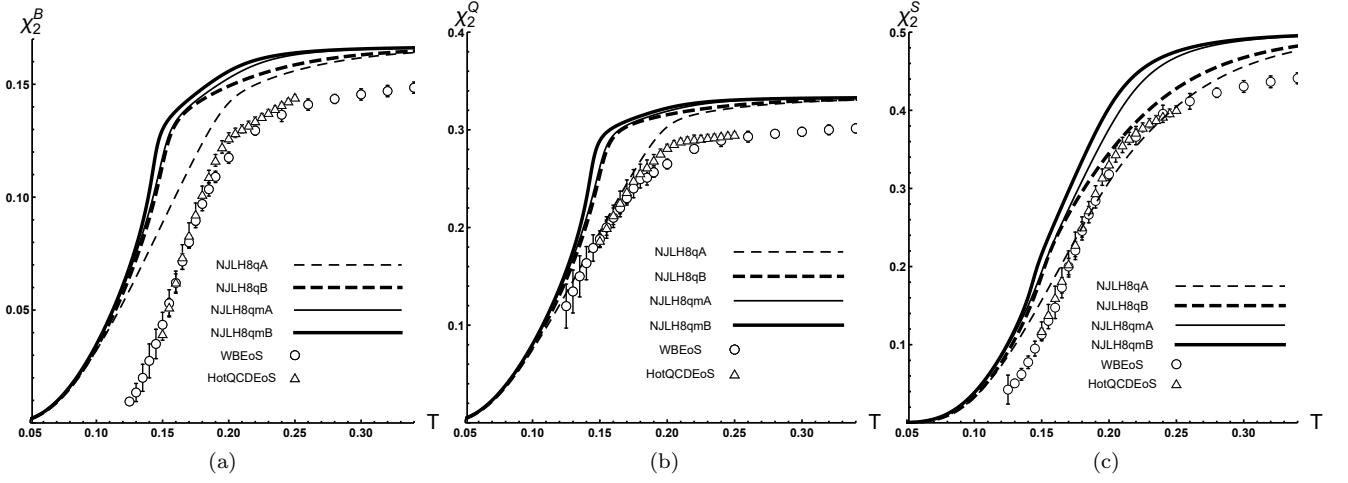


Figure 3. Fluctuations of conserved charges as functions of temperature ($[T] = \text{GeV}$) at vanishing chemical potential compared to IQCD results: in 3(a) fluctuation of baryonic number (χ_2^B), in 3(b) electric charge (χ_2^Q) and in 3(c) strangeness (χ_2^S). The markers, labeled as WBEoS and HotQCDEoS, correspond to continuum extrapolated IQCD results taken respectively from [93] and [94].

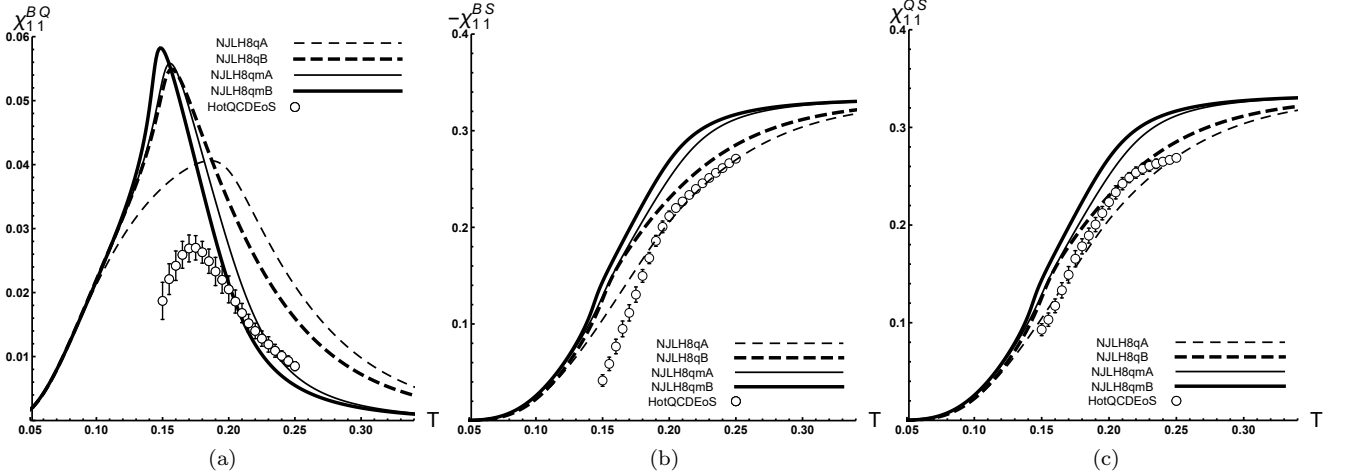


Figure 4. Correlations of conserved charges as functions of temperature ($[T] = \text{GeV}$) at vanishing chemical potential compared to IQCD results: in 4(a) correlation of baryonic number and electric charge (χ_{11}^{BQ}), in 4(b) baryonic number and strangeness (χ_{11}^{BS}) and in 4(c) electric charge and strangeness (χ_{11}^{QS}). The markers correspond to continuum extrapolated IQCD results taken from [94].

the ESB sets, Fig. 4(c). This can also be understood by looking at the dependence of these correlations on the quark number susceptibilities

$$\begin{aligned}\chi_{11}^{BQ} &= \frac{1}{9}(2\chi_2^u - \chi_2^d - \chi_2^s + \chi_{11}^{ud} + \chi_{11}^{us} - 2\chi_{11}^{ds}) \\ \chi_{11}^{BS} &= -\frac{1}{3}(\chi_2^s + \chi_{11}^{us} + \chi_{11}^{ds}) \\ \chi_{11}^{QS} &= \frac{1}{3}(\chi_2^s - 2\chi_{11}^{us} + \chi_{11}^{ds})\end{aligned}\quad (21)$$

Since the correlations χ_{11}^{us} are smaller in magnitude in IQCD than the χ_2^i ($i = u, s$) [93] (χ_{11}^{ud} was shown

to be small in the flavor $SU(2)$ case [96]), and vanish identically in the model, the only dependence is on χ_2^s for $\chi_{11}^{BS}, \chi_{11}^{QS}$. We have seen that the slope for χ_2^s reproduces well the corresponding IQCD slope, which explains the satisfactory behavior of the slopes of $\chi_{11}^{BS}, \chi_{11}^{QS}$ as well. The situation is different for χ_{11}^{BQ} , which depends on χ_2^u , for which a too steep slope occurred compared to IQCD.

C. PNJL extension

The impact of coupling the quark degrees of freedom to the gluonic sector, using the PNJL model extension

with two types of potentials is discussed in this section.

The gross feature is a systematic shift of all the curves describing the observables of the last subsection to higher temperatures, which is an important effect in bringing most of the observables related with fluctuations and correlated charges closer to the IQCD curves.

However the effect on the velocity of sound and the trace of the energy momentum tensor depends strongly on the type of Polyakov loop potential used. Let us discuss first these observables.

In Fig. 5(a) the velocity of sound is displayed, calculated with the Polyakov loop potential \mathcal{U}_I in Eq. 17, showing that independently of the NJL parameter sets of Table I considered, a too deep relative minimum for the velocity of sound occurs, about a factor 2.5 smaller in magnitude, in comparison with IQCD. This result supersedes all the nuances discussed previously in relation with ESB terms. In Fig. 5(b) one sees that the peak of the trace of the energy momentum tensor is roughly twice the value of the IQCD one. These dominating characteristics are also present in the polylogarithmic variant of the Polyakov loop potential in [73], which are therefore not shown.

Contrary to this, the potential \mathcal{U}_{II} in Eq. 18 discriminates between the different NJL sets. Minima occur for the sets with ESB interactions (and large g_1 coupling without ESB) see Fig. 6(a), two shallow minima, and a more pronounced one for the ESB set with stronger g_1 coupling; the set PNJLH8qA without ESB terms corresponding to weak g_1 coupling does not display a minimum in the velocity of sound, as also verified in [97] using \mathcal{U}_{II} , and as it was the case without the Polyakov loop extension, see Fig. 1(a).

Regarding the trace of the energy momentum tensor it turns out to be fairly well represented in comparison with the IQCD results using \mathcal{U}_{II} , see Fig. 6(b). The individual thermodynamical quantities contributing to Fig. 6(b), ϵ and P , as well as their derivatives with respect to the temperature T , C_V and s are depicted for the case of the potential \mathcal{U}_{II} in Figs 7. Overall, the correspondence of the presented quantities with IQCD is quite satisfactory (note that the inclusion of the extra degrees of freedom enables the correct asymptotic behavior for P , ϵ and s). The slight change of slope in ϵ around $T = 0.18$, compared to IQCD, results in a visible peak in C_V . For C_V and Θ^μ_μ the quark interaction parameter set which presents the best fit is NJLH8qA. For the other quantities the difference between quark interaction parameter sets (mainly in the transition region) is too small for the purpose of comparison with IQCD results. We omit the corresponding figures for the choice of \mathcal{U}_I since the calculations resulted in large deviations from the respective IQCD data, as one would expect from Fig. 5(b), and turn out not to be very instructive.

Turning to the fluctuations and correlations of the different charge numbers N_B, N_Q, N_S one observes that all observables which had a good slope in the NJL model, i.e. $\chi_2^B, \chi_2^S, \chi_{11}^{BS}, \chi_{11}^{QS}$ for the sets with ESB interactions,

get shifted to higher temperatures and agree fairly well with the IQCD data for both Polyakov loop potential implementations, see Figs. 8(a), 8(c), 10(b) 10(c) for the case with \mathcal{U}_I and Figs. 9(a),9(c),11(b),11(c) for the case \mathcal{U}_{II} respectively. Both potentials improve on the height of the peak of the correlator χ_{11}^{QS} , bringing it closer to the IQCD result, compare Fig. 4(a) without Polyakov loop to Figs. 10(a) and 11(a) with \mathcal{U}_I and \mathcal{U}_{II} respectively.

Unfortunately the slope of the correlator χ_2^Q is not improved with either potentials, see Figs. 8(b) and 9(b).

Finally we show in Fig. 12 that the coupling of the quark and gluonic degrees of freedom leads to a non-vanishing correlation between the light and strange quark numbers, albeit smaller than in IQCD, with the \mathcal{U}_{II} potential yielding a larger fraction. We also remark that this quantity is not sensitive to the details of the parametrizations in the quark sector.

V. CONCLUSIONS

We have used the three flavor NJL Lagrangian that has been enlarged in recent years to accommodate systematically current quark mass effects at NLO in the large N_c counting scheme to address several thermodynamic observables. These explicit symmetry breaking (ESB) interaction terms are of the same order as the 't Hooft $U_A(1)$ breaking anomalous contribution and the previously introduced symmetry preserving eight quark interactions. It has been shown that the ESB terms play a very important role in the description of accurate characteristics of pseudoscalar and scalar mesons. This opened for the first time the possibility to study the model phase diagram of QCD with a set of parameters which reproduces the empirical spectra, together with current quark masses that fit the actual PDG values, allowing to narrow down the uncertainties related to the model parameters.

While the model reaches systematically the Stefan-Boltzmann limit too fast as compared to the lattice results and is systematically shifted to lower temperatures as compared to IQCD, there are some relevant features which are reproduced. We highlight the main results:

- (i) The ESB terms together with the realistic spectra select a region of parameters with strong OZI violating $8q$ coupling g_1 . We recall that without the ESB terms there was an interval of values for this coupling, which in an interplay with the $4q$ G coupling, left the spectra unchanged except for the $\sigma(500)$ mass that got reduced for increasing g_1 . The freedom in g_1 was accompanied by a sliding CEP position in the model QCD phase diagram.
- (ii) In the strong g_1 coupling regime enforced by the ESB terms the velocity of sound displays a soft point as predicted by relativistic heavy ion models and IQCD. This relative minimum is absent in the NJL model which contemplates only the $4q$ and 't Hooft interactions, or weak g_1 couplings.

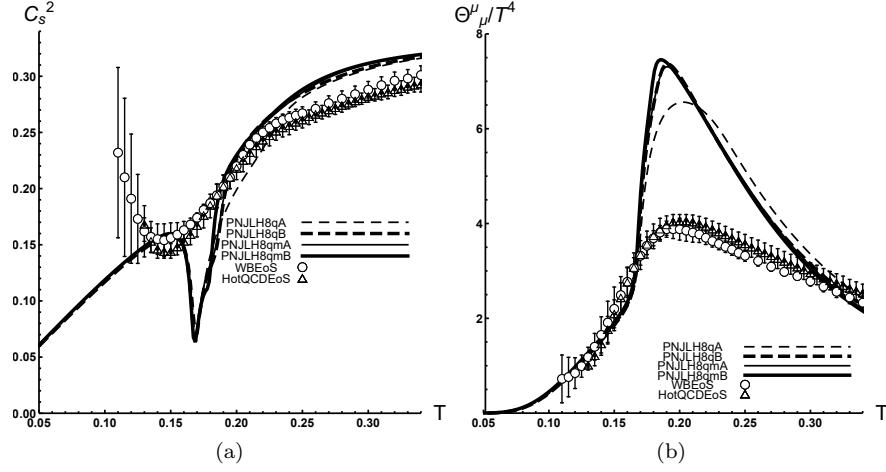


Figure 5. In 5(a) the model Polyakov loop extension with potential \mathcal{U}_I in Eq. 17 is shown for the squared speed of sound as a function of temperature ($[T] = \text{GeV}$) at vanishing chemical potential as obtained using the parameter sets from Table I. In the legend a "P" has been attached at the beginning of each parameter set, meaning that the Polyakov loop extension has been applied, PNJLH8qA and PNJLH8qB correspond to the sets without the ESB terms, PNJLH8qmA, PNJLH8qmB include the ESB interactions. The markers, labeled as WBEoS and HotQCDEoS, correspond to continuum extrapolated IQCD results taken respectively from [14] and [15]. In 5(b) is shown the energy-momentum trace anomaly for the same Polyakov loop potential.

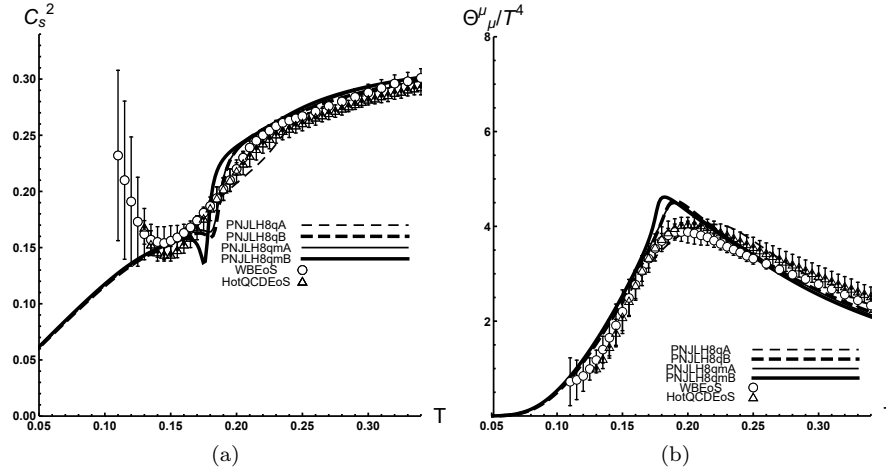


Figure 6. In 6(a) and 6(b) the same observables are shown as in 5(a) and 5(b), but obtained with the Polyakov loop potential \mathcal{U}_{III} in Eq. 18. The markers, labeled as WBEoS and HotQCDEoS, correspond to continuum extrapolated IQCD results taken respectively from [14] and [15].

(iii) The trace of the energy momentum tensor displays a peak with height close to the lattice results; the slope of this quantity gets improved as compared to the model without the ESB interactions. However, although the strong g_1 coupling regime describes overall better slopes, it leads to a visible peak in the transition regime for the related quantity C_V , which is not favored by IQCD data.

(iv) The slopes of the susceptibilities χ_2^B , χ_2^Q , χ_2^S of the conserved baryonic, electric and strange charges are sensitive to the weighting factors of the quark number susceptibilities χ_2^u , χ_2^d , χ_2^s that enter in their

definition. We find that the slopes for χ_2^B and χ_2^S , as well as for the correlation involving these two charges, χ_{11}^{BS} , get substantially improved, while it is too steep for χ_2^Q . The observable χ_2^S is a clean probe for the slope of the strange quark susceptibility χ_2^s , which agrees well with the corresponding IQCD slope.

(v) Finally, by coupling the quark to the gluonic degrees of freedom via the Polyakov loop we observe that the temperature gap between the NJL and the IQCD curves disappears practically and the overall characteristics of the IQCD data is rather well

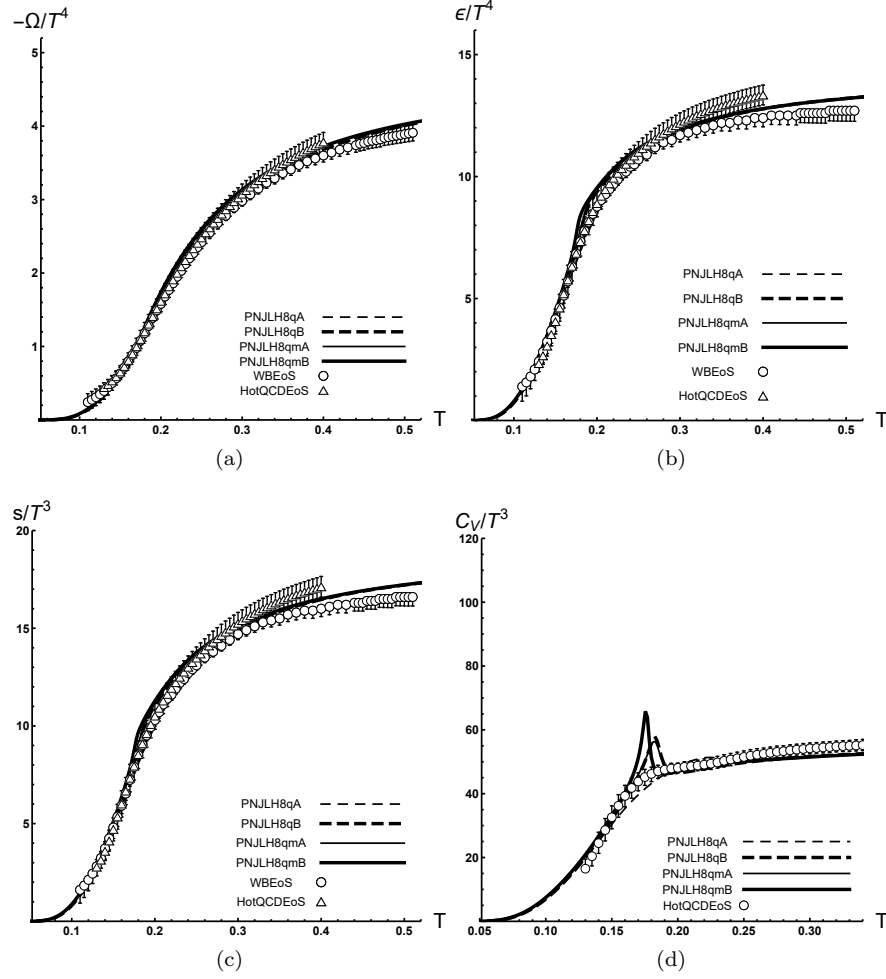


Figure 7. Pressure 7(a), energy density 7(b), entropy 7(c) and specific heat 7(d) (divided by the corresponding powers of temperature as to render them dimensionless, $P/T^4 = -\Omega/T^4$, ϵ/T^4 , s/T^3 and C_V/T^3 , respectively) as functions of temperature (T) = GeV). The markers, labeled as WBEoS and HotQCDEoS, correspond to continuum extrapolated IQCD results taken respectively from [14] and [15].

reproduced. For the trace of the energy momentum tensor the Polyakov loop potential \mathcal{U}_I is better suited to describe the IQCD data than the potential \mathcal{U}_I , within our model calculations.

ACKNOWLEDGMENTS

Research supported by CFisUC and Fundação para a Ciência e Tecnologia through the project UID/FIS/04564/2016, and grants SFRH/BD/110315/2015, SFRH/BPD/110421/2015. We acknowledge networking support by the COST Action CA16201.

-
- [1] M. Asakawa and K. Yazaki, Nucl. Phys. **A504**, 668 (1989).
 - [2] S. P. Klevansky, Rev. Mod. Phys. **64**, 649 (1992).
 - [3] D. Ebert, Yu. L. Kalinovsky, L. Munchow, and M. K. Volkov, Int. J. Mod. Phys. **A8**, 1295 (1993).
 - [4] T. Hatsuda and T. Kunihiro, Phys. Rept. **247**, 221 (1994), arXiv:hep-ph/9401310.
 - [5] M. Buballa, Phys. Rept. **407**, 205 (2005), arXiv:hep-ph/0402234.
 - [6] A. A. Osipov, B. Hiller, J. Moreira, and A. H. Blin, Phys. Lett. **B659**, 270 (2008), arXiv:hep-ph/0709.3507 [hep-ph].
 - [7] K. Fukushima and C. Sasaki, Prog. Part. Nucl. Phys. **72**, 99 (2013), arXiv:1301.6377 [hep-ph].

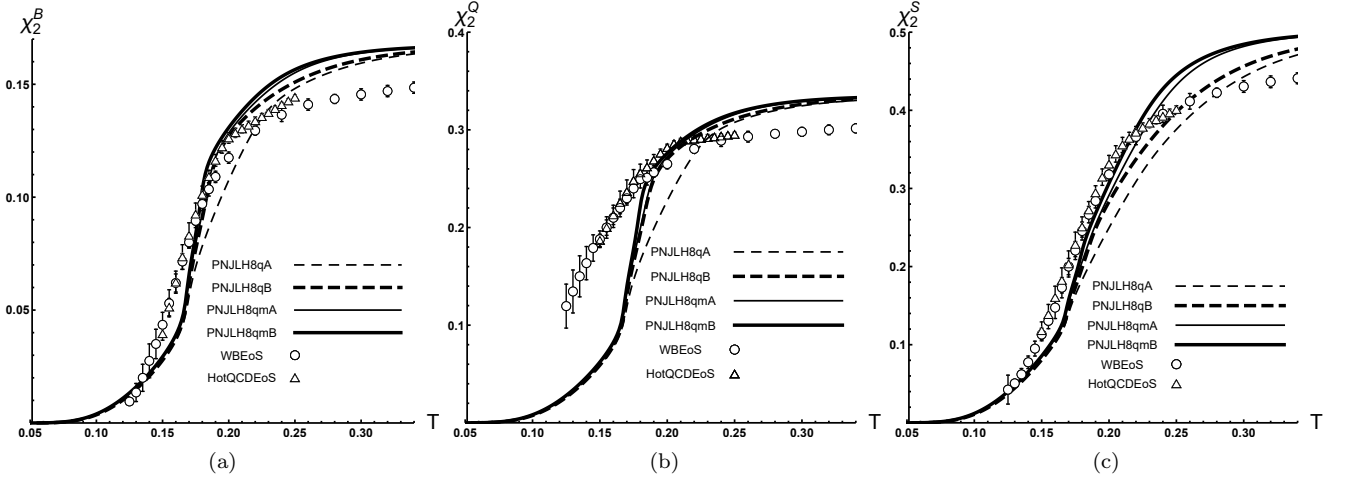


Figure 8. Polyakov loop extension, using \mathcal{U}_I in Eq. 17, for the fluctuations of conserved charges as functions of temperature ($[T] = \text{GeV}$) at vanishing chemical potential, compared to IQCD results: in 8(a) fluctuation of baryonic number (χ_2^B), in 8(b) electric charge (χ_2^Q) and in 8(c) strangeness (χ_2^S). Same notation is used as in 5(a) for the lines. The markers, labeled as WBEoS and HotQCDEoS, correspond to continuum extrapolated IQCD results taken respectively from [93] and [94].

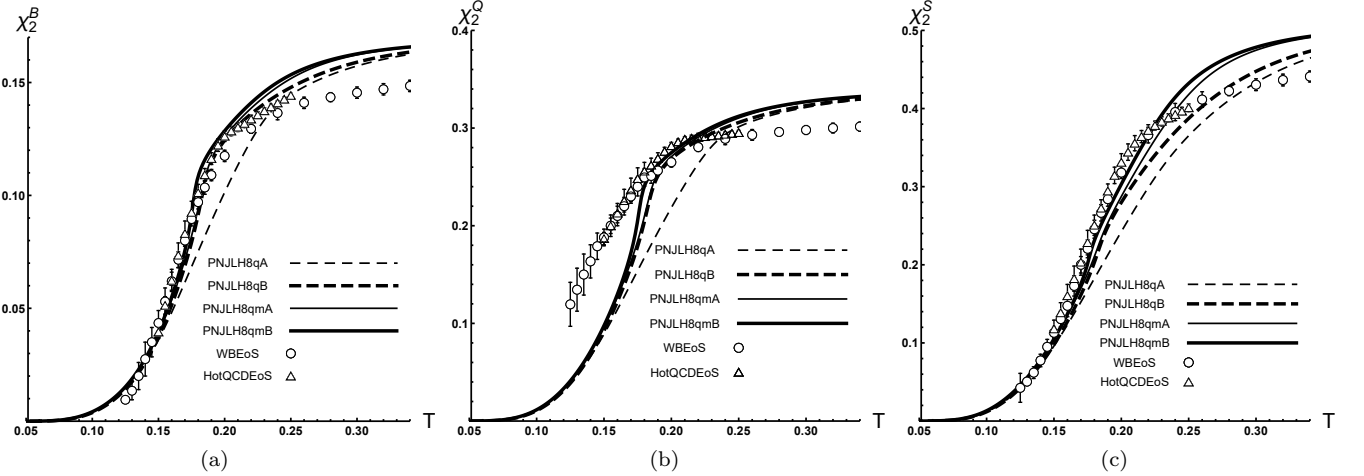


Figure 9. Polyakov loop extension, using \mathcal{U}_{II} in Eq. 18 for the same observables as in 8(a),8(b),8(c). The markers, labeled as WBEoS and HotQCDEoS, correspond to continuum extrapolated IQCD results taken respectively from [93] and [94].

- [8] K. Rajagopal, *Quark matter '99. Proceedings, 14th International Conference on ultrarelativistic nucleus nucleus collisions, QM'99, Torino, Italy, May 10-15, 1999*, Nucl. Phys. **A661**, 150 (1999), arXiv:hep-ph/9908360 [hep-ph].
- [9] Z. Fodor and S. D. Katz, JHEP **03**, 014 (2002), arXiv:hep-lat/0106002 [hep-lat].
- [10] S. Ejiri, Phys. Rev. **D73**, 054502 (2006), arXiv:hep-lat/0506023 [hep-lat].
- [11] F. Karsch, *Proceedings, Scientific Discovery through Advanced Computing (SciDAC 2006): Denver, Colorado, June 25-30, 2006*, J. Phys. Conf. Ser. **46**, 122 (2006), arXiv:hep-lat/0608003 [hep-lat].
- [12] S. Aoki *et al.* (PACS-CS), PTEP **2012**, 01A102 (2012).
- [13] A. Bazavov, T. Bhattacharya, M. Cheng, C. Detar, H. Ding, *et al.*, Phys.Rev. **D85**, 054503 (2012), arXiv:1111.1710 [hep-lat].
- [14] S. Borsanyi, Z. Fodor, C. Hoelbling, S. D. Katz, S. Krieg, and K. K. Szabo, Phys. Lett. **B730**, 99 (2014), arXiv:1309.5258 [hep-lat].
- [15] A. Bazavov *et al.* (HotQCD), Phys. Rev. **D90**, 094503 (2014), arXiv:1407.6387 [hep-lat].
- [16] S. Borsanyi, *Proceedings, 12th Conference on Quark Confinement and the Hadron Spectrum (Confinement XII): Thessaloniki, Greece*, EPJ Web Conf. **137**, 01006 (2017), arXiv:1612.06755 [hep-lat].
- [17] R. Pasechnik and M. Sumner, Universe **3**, 7 (2017).
- [18] M. Cheng *et al.*, Phys. Rev. **D74**, 054507 (2006), arXiv:hep-lat/0608013.
- [19] Y. Aoki, Z. Fodor, S. D. Katz, and K. K. Szabo, Phys. Lett. **B643**, 46 (2006), arXiv:hep-lat/0609068.
- [20] K. Adcox *et al.* (PHENIX), Nucl. Phys. **A757**, 184 (2005), arXiv:nucl-ex/0410003 [nucl-ex].

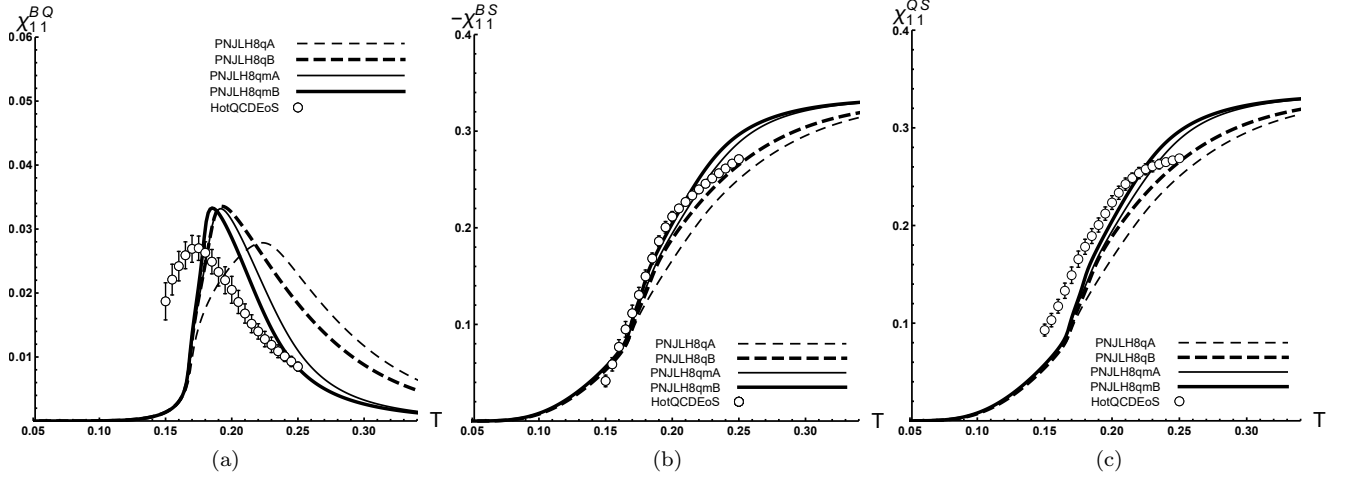


Figure 10. Polyakov loop extension using \mathcal{U}_I in Eq. 17 for the correlations of conserved charges as functions of temperature ($[T] = \text{GeV}$) at vanishing chemical potential compared to lQCD results: in 10(a) correlation of baryonic number and electric charge (χ_{11}^{BQ}), in 10(b) baryonic number and strangeness (χ_{11}^{BS}) and in 10(c) electric charge and strangeness (χ_{11}^{QS}). Same notation for lines as before. The markers correspond to continuum extrapolated lQCD results taken from [94]

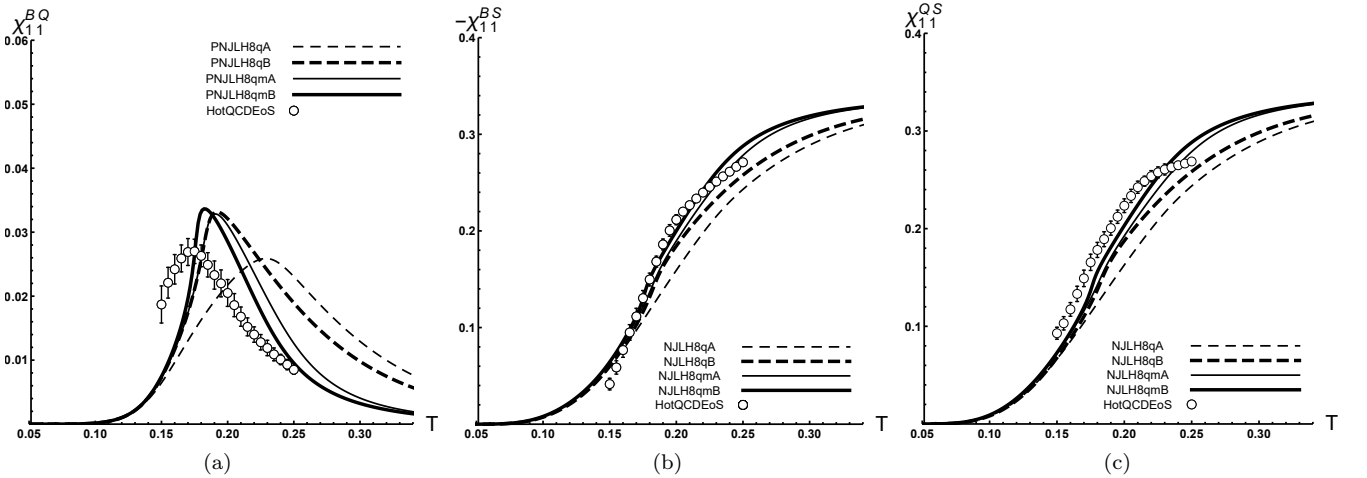


Figure 11. Polyakov loop extension using \mathcal{U}_{II} in Eq. 18 for the same observables as in 10(a), 10(b), 10(c). Notation as before.

- [21] J. Adams *et al.* (STAR), Nucl. Phys. **A757**, 102 (2005), arXiv:nucl-ex/0501009 [nucl-ex].
- [22] L. Adamczyk *et al.* (STAR), Phys. Rev. Lett. **112**, 032302 (2014), arXiv:1309.5681 [nucl-ex].
- [23] L. Adamczyk *et al.* (STAR), Phys. Rev. Lett. **113**, 022301 (2014), [Addendum: Phys. Rev. Lett. 113, no. 4, 049903 (2014)], arXiv:1312.7397 [hep-ex].
- [24] J. Cleymans, H. Oeschler, and K. Redlich, Phys. Rev. **C59**, 1663 (1999), arXiv:nucl-th/9809027 [nucl-th].
- [25] P. Braun-Munzinger, D. Magestro, K. Redlich, and J. Stachel, Phys. Lett. **B518**, 41 (2001), arXiv:hep-ph/0105229 [hep-ph].
- [26] P. Braun-Munzinger, K. Redlich, and J. Stachel, (2003), arXiv:nucl-th/0304013.
- [27] W. Broniowski and W. Florkowski, Phys. Rev. Lett. **87**, 272302 (2001), arXiv:nucl-th/0106050 [nucl-th].
- [28] W. Broniowski and W. Florkowski, Phys. Rev. C **65**, 064905 (2002).
- [29] W. Broniowski, W. Florkowski, and B. Hiller, Phys. Rev. **C68**, 034911 (2003), arXiv:nucl-th/0306034 [nucl-th].
- [30] R. Bellwied, J. Noronha-Hostler, P. Parotto, I. P. Vazquez, C. Ratti, and J. M. Stafford, (2018), arXiv:1805.00088 [hep-ph].
- [31] E. V. Shuryak and O. V. Zhirov, Phys. Lett. **B171**, 99 (1986).
- [32] L. Van Hove, Z. Phys. **C21**, 93 (1983), [337(1983)].
- [33] K. Kajantie, J. I. Kapusta, L. D. McLerran, and A. Mekjian, Phys. Rev. **D34**, 2746 (1986).
- [34] C. M. Hung and E. V. Shuryak, Phys. Rev. Lett. **75**, 4003 (1995), arXiv:hep-ph/9412360 [hep-ph].
- [35] S. Weinberg, Physica **A96**, 327 (1979).
- [36] J. Gasser and H. Leutwyler, Phys. Rept. **87**, 77 (1982).

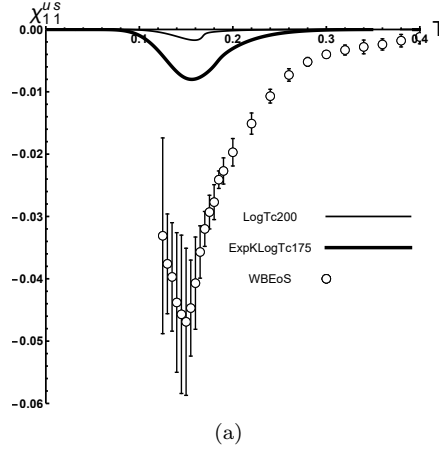


Figure 12. Correlation of the up and strange charges (χ_{11}^{us}) compared to continuum extrapolated IQCD results taken from [93] (labeled as WBEoS). As this quantity is almost insensitive to the parametrization of the quark interactions we chose to display the effect of the choice of Polyakov potential (for the fermionic part we chose set NJLH8qB). Without the inclusion of Polyakov loop this quantity vanishes.

- [37] J. Gasser and H. Leutwyler, Nucl. Phys. **B250**, 465 (1985).
- [38] Y. Nambu and G. Jona-Lasinio, Phys. Rev. **122**, 345 (1961).
- [39] Y. Nambu and G. Jona-Lasinio, Phys. Rev. **124**, 246 (1961).
- [40] G. 't Hooft, Phys. Rev. **D14**, 3432 (1976).
- [41] G. t. Hooft, Phys. Rev. D **18**, 2199 (1978).
- [42] T. Kunihiro and T. Hatsuda, Phys.Lett. **B206**, 385 (1988).
- [43] V. Bernard, R. L. Jaffe, and U. G. Meissner, Nucl. Phys. **B308**, 753 (1988).
- [44] H. Reinhardt and R. Alkofer, Phys.Lett. **B207**, 482 (1988).
- [45] U. Vogl, M. F. Lutz, S. Klimt, and W. Weise, Nucl.Phys. **A516**, 469 (1990).
- [46] S. Klimt, M. F. Lutz, U. Vogl, and W. Weise, Nucl.Phys. **A516**, 429 (1990).
- [47] M. Takizawa, K. Tsushima, Y. Kohyama, and K. Kubodera, Nucl.Phys. **A507**, 611 (1990).
- [48] V. Bernard, A. Blin, B. Hiller, U. Meissner, and M. Ruivo, Phys.Lett. **B305**, 163 (1993), arXiv:hep-ph/9302245 [hep-ph].
- [49] M. C. Birse, T. D. Cohen, and J. A. McGovern, Phys.Lett. **B388**, 137 (1996), arXiv:hep-ph/9608255 [hep-ph].
- [50] V. Dmitrasinovic, Nucl.Phys. **A686**, 379 (2001), arXiv:hep-ph/0010047 [hep-ph].
- [51] K. Naito, M. Oka, M. Takizawa, and T. Umekawa, Prog.Theor.Phys. **109**, 969 (2003), arXiv:hep-ph/0305078 [hep-ph].
- [52] M. K. Volkov and A. E. Radzhabov, Phys. Usp. **49**, 551 (2006), arXiv:hep-ph/0508263 [hep-ph].
- [53] A. A. Osipov, B. Hiller, and J. da Providencia, Phys. Lett. **B634**, 48 (2006), arXiv:hep-ph/0508058.
- [54] A. A. Osipov, B. Hiller, A. H. Blin, and J. da Providencia, Annals Phys. **322**, 2021 (2007), arXiv:hep-ph/0607066.
- [55] A. A. Andrianov and V. A. Andrianov, Theor.Math.Phys. **94**, 3 (1993).
- [56] A. A. Andrianov and V. A. Andrianov, Int.J.Mod.Phys. **A8**, 1981 (1993).
- [57] A. A. Osipov, B. Hiller, V. Bernard, and A. H. Blin, Annals Phys. **321**, 2504 (2006), arXiv:hep-ph/0507226.
- [58] A. Osipov, B. Hiller, and A. Blin, Eur.Phys.J. **A49**, 14 (2013), arXiv:1206.1920 [hep-ph].
- [59] A. Osipov, B. Hiller, and A. Blin, Phys.Rev. **D88**, 054032 (2013), arXiv:1309.2497 [hep-ph].
- [60] J. Moreira, J. Morais, B. Hiller, A. A. Osipov, and A. H. Blin, Phys. Rev. **D91**, 116003 (2015), arXiv:1409.0336 [hep-ph].
- [61] B. Holdom, J. Ren, and C. Zhang, (2017), arXiv:1707.06610 [hep-ph].
- [62] Y. Hidaka and N. Yamamoto, Phys. Rev. Lett. **108**, 121601 (2012), arXiv:1110.3044 [hep-ph].
- [63] K. Fukushima, Phys. Lett. **B591**, 277 (2004), arXiv:hep-ph/0310121 [hep-ph].
- [64] E. Megias, E. Ruiz Arriola, and L. L. Salcedo, Phys. Rev. **D69**, 116003 (2004), arXiv:hep-ph/0312133 [hep-ph].
- [65] E. Megias, E. Ruiz Arriola, and L. Salcedo, Phys.Rev. **D74**, 065005 (2006), arXiv:hep-ph/0412308 [hep-ph].
- [66] S. Roessner, C. Ratti, and W. Weise, Phys. Rev. **D75**, 034007 (2007), arXiv:hep-ph/0609281.
- [67] S. K. Ghosh, T. K. Mukherjee, M. G. Mustafa, and R. Ray, Phys. Rev. **D77**, 094024 (2008), arXiv:0710.2790 [hep-ph].
- [68] W.-j. Fu, Z. Zhang, and Y.-x. Liu, Phys. Rev. **D77**, 014006 (2008), arXiv:0711.0154 [hep-ph].
- [69] P. Costa, M. C. Ruivo, C. A. de Sousa, H. Hansen, and W. M. Alberico, Phys. Rev. **D79**, 116003 (2009), arXiv:0807.2134 [hep-ph].
- [70] K. Fukushima, Phys. Rev. **D77**, 114028 (2008), arXiv:0803.3318 [hep-ph].
- [71] A. Bhattacharyya, P. Deb, S. K. Ghosh, and R. Ray, Phys. Rev. **D82**, 014021 (2010), arXiv:1003.3337 [hep-ph].
- [72] J. Moreira, B. Hiller, A. Osipov, and A. Blin, Int.J.Mod.Phys. **A27**, 1250060 (2012), arXiv:1008.0569 [hep-ph].

- [73] R. Stiele and J. Schaffner-Bielich, Phys. Rev. **D93**, 094014 (2016), arXiv:1601.05731 [hep-ph].
- [74] A. Bhattacharyya, S. K. Ghosh, S. Maity, S. Raha, R. Ray, K. Saha, and S. Upadhaya, Phys. Rev. **D95**, 054005 (2017), arXiv:1609.07882 [hep-ph].
- [75] A. A. Osipov, B. Hiller, and A. H. Blin, Phys. Rev. **D93**, 116005 (2016), arXiv:1501.06146 [hep-ph].
- [76] D. B. Kaplan and A. V. Manohar, Phys.Rev.Lett. **56**, 2004 (1986).
- [77] A. Manohar and H. Georgi, Nucl.Phys. **B234**, 189 (1984).
- [78] A. A. Osipov and B. Hiller, Phys. Lett. **B515**, 458 (2001), arXiv:hep-th/0104165 [hep-th].
- [79] A. A. Osipov and B. Hiller, Phys. Rev. **D64**, 087701 (2001), arXiv:hep-th/0106226 [hep-th].
- [80] W. Pauli and F. Villars, Rev.Mod.Phys. **21**, 434 (1949).
- [81] M. K. Volkov and A. A. Osipov, Sov. J. Nucl. Phys. **41**, 500 (1985), [Yad. Fiz.41,785(1985)].
- [82] A. A. Osipov and B. Hiller, Eur. Phys. J. **C35**, 223 (2004), arXiv:hep-th/0307035 [hep-th].
- [83] B. Hiller, J. Moreira, A. A. Osipov, and A. H. Blin, Phys. Rev. **D81**, 116005 (2010), arXiv:0812.1532 [hep-ph].
- [84] A. Casher, Phys. Lett. **83B**, 395 (1979).
- [85] T. Banks and A. Casher, Nucl. Phys. **B169**, 103 (1980).
- [86] L. D. McLerran and B. Svetitsky, Phys. Rev. **D24**, 450 (1981).
- [87] N. Weiss, Phys. Rev. **D24**, 475 (1981).
- [88] N. Weiss, Phys. Rev. **D25**, 2667 (1982).
- [89] A. A. Osipov, B. Hiller, J. Moreira, A. H. Blin, and J. da Providência, Phys. Lett. **B646**, 91 (2007), arXiv:hep-ph/0612082.
- [90] A. A. Osipov and M. K. Volkov, Sov. J. Nucl. Phys. **41:3**, 500 (1985).
- [91] B.-J. Schaefer, J. M. Pawłowski, and J. Wambach, Phys.Rev. **D76**, 074023 (2007), arXiv:0704.3234 [hep-ph].
- [92] B.-J. Schaefer, M. Wagner, and J. Wambach, Phys. Rev. **D81**, 074013 (2010), arXiv:0910.5628 [hep-ph].
- [93] S. Borsanyi, Z. Fodor, S. D. Katz, S. Krieg, C. Ratti, and K. Szabo, JHEP **01**, 138 (2012), arXiv:1112.4416 [hep-lat].
- [94] A. Bazavov *et al.* (HotQCD), Phys. Rev. **D86**, 034509 (2012), arXiv:1203.0784 [hep-lat].
- [95] V. Koch, A. Majumder, and J. Randrup, Phys. Rev. Lett. **95**, 182301 (2005), arXiv:nucl-th/0505052 [nucl-th].
- [96] C. R. Allton, M. Doring, S. Ejiri, S. J. Hands, O. Kaczmarek, F. Karsch, E. Laermann, and K. Redlich, Phys. Rev. **D71**, 054508 (2005), arXiv:hep-lat/0501030 [hep-lat].
- [97] A. Bhattacharyya, S. K. Ghosh, S. Maity, S. Raha, R. Ray, K. Saha, S. Samanta, and S. Upadhaya, (2017), arXiv:1708.04549 [hep-ph].