

Testing the Kerr metric using X-ray reflection spectroscopy: spectral analysis of GX 339–4

Jingyi Wang,¹ Askar B. Abdikamalov,² Dmitry Ayzenberg,² Cosimo Bambi,^{2,3,*}
Thomas Dauser,⁴ Javier A. García,^{5,4} Sourabh Nampalliwar,³ and James F. Steiner^{6,1}

¹*MIT Kavli Institute for Astrophysics and Space Research, MIT, Cambridge, MA 02139, USA*

²*Center for Field Theory and Particle Physics, Department of Physics, Fudan University, 200438 Shanghai, China*

³*Theoretical Astrophysics, Eberhard-Karls Universität Tübingen, 72076 Tübingen, Germany*

⁴*Remeis Observatory & ECAP, Universität Erlangen-Nürnberg, 96049 Bamberg, Germany*

⁵*Cahill Center for Astronomy and Astrophysics, California Institute of Technology, Pasadena, CA 91125, USA*

⁶*Harvard-Smithsonian Center for Astrophysics, 60 Garden St., Cambridge, MA 02138, USA*

Signatures of X-ray reprocessing (reflection) out of an accretion disk are commonly observed in the high-energy spectrum of accreting black holes, and can be used to probe the strong gravity region around these objects. In this paper, we extend previous work in the literature and we employ the first full emission model for relativistic reflection in non-Kerr spacetime to demonstrate an approach that tests the Kerr black hole hypothesis. We analyze a composite spectrum obtained with the proportional counter array in the Rossi X-ray Timing Explorer (RXTE), of the stellar-mass black hole GX 339–4 in its brightest hard state. With a remarkable sensitivity of $\sim 0.1\%$ and 40 million counts in the 3–45 keV band to capture the faint features in the reflection spectrum, we demonstrate that it is possible with existing data and an adequate model to place constraints on the black hole spin a_* and the deformation parameter that quantifies the departure from the Kerr metric. Our measurement obtained with the best fit model, which should be regarded as principally a proof of concept, is $a_* = 0.92^{+0.07}_{-0.12}$ and $\alpha_{13} = -0.76^{+0.78}_{-0.60}$ with a 90% confidence level and is consistent with the hypothesis that the compact object in GX 339–4 is a Kerr black hole. We also discuss how the physical model choice and the emissivity profile adopted could make an impact on the constraints of α_{13} and spin. To enable Kerr metric test using X-ray reflection spectroscopy, it is essential to improve our astrophysical understanding of the black hole system, e.g., the natures of accretion flow and corona.

I. INTRODUCTION

Einstein’s theory of general relativity (GR hereafter) was proposed at the end of 1915 [1] and is currently the standard framework for the description of gravitational fields and the chrono-geometrical structure of spacetime. While largely successful, application of Einstein’s theory to our Universe has led to some unexplained phenomena, e.g., dark energy. Even on purely theoretical grounds, there are challenges like the presence of singularities and the difficulty in finding a good theory of quantum gravity. A number of extensions and modifications of GR have been proposed to deal with these challenges. Over the past century, there have been significant efforts to test the theory in weak gravitational fields, mainly with experiments in the Solar System and radio observations of binary pulsars [2]. GR has been highly successful in this regime and it is desirable that alternative theories match with GR in this regime. Thus, most of the alternative theories have the same predictions as GR for weak fields and present deviations only when gravity becomes strong. Thanks to the advent of new observational facilities, there is today an increasing interest in the possibility of testing GR in the strong gravity regime [3–8]. Black holes are the most interesting candidates for such strong gravity tests.

Black holes are extremely compact objects in which matter has collapsed to a singularity. Today we have a body of observational evidence strongly supporting the existence of dark and compact objects within our Galaxy and across the Universe which can be interpreted as the black holes of Einstein’s theory. They are found in various scenarios, peppered throughout each galaxy as remnants of stellar collapse [9], within galactic centers [10], and in mergers [11, 12]. Around an astrophysical black hole, a flattened band of spinning matter (gas, dust, and other stellar debris) outside the event horizon called the accretion disk is formed. In 4-dimensional GR, the only stationary and asymptotically flat vacuum (electro-vacuum) black hole spacetime with a regular exterior region is described by the Kerr (Kerr-Newman) solution [13, 14]. It is also intriguing that these black holes are extremely simple objects, being defined by not more than three parameters: mass M , spin angular momentum J , and electric charge Q [15–18].

It is a remarkable fact that the spacetime metric around astrophysical black holes is well described by the Kerr solution. As soon as a black hole is formed, initial deviations from the Kerr metric are quickly radiated away with the emission of gravitational waves [19, 20]. The equilibrium electric charge is extremely small for macroscopic objects and completely negligible for the metric of the spacetime [21]. Accretion disks typically have a mass of many orders of magnitude smaller than the central object and their impact on the background

* Corresponding author: bambi@fudan.edu.cn

metric can be safely ignored [22, 23]. Eventually, macroscopic deviations from the Kerr spacetime would only be possible in the presence of new physics, such as classical extensions of GR [24], macroscopic quantum gravity effects [25–27], or in the presence of exotic matter [28, 29]. These deviations would affect the spacetime in a variety of ways and by probing the spacetime geometry, one can identify the deviations and thus test the extensions and modifications of GR.

Currently, there are two approaches for probing the spacetime geometry: electromagnetic radiation [30–32] and gravitational waves [33, 34]. With the electromagnetic approach, currently there are two leading techniques to probe the spacetime geometry around a black hole: the study of the thermal spectrum of thin disks (continuum-fitting method) [35–37] and the analysis of the relativistically smeared reflection spectrum of thin disks (reflection method, often called the iron line method) [38–40]. Both techniques have been developed for measuring black hole spins under the assumption of Kerr background and can be naturally extended for testing the Kerr metric [41–48]. The reflection method has some advantages over the study of the thermal spectrum. The former can be easily applied to both stellar-mass and supermassive black holes, while the latter is only observable in stellar-mass black hole systems. The simple shape of the thermal continuum is advantageous for measuring spin (when assuming a Kerr geometry and fitting two parameters), but not suitable for probing higher order structures including searches for deviations from Kerr. In contrast, the reflection spectrum has a distinct structure with a number of prominent features, e.g. fluorescent lines and absorption edges. Thus, in the presence of high quality data and the correct astrophysical model, the reflection method is potentially quite a powerful tool to constrain the metric around black holes (see, for instance, Refs. [49, 50]). The current limitation of the technique is mainly the uncertainty in the astrophysical model (e.g., the coronal/disk geometry and dynamics of the corona).

In this paper we test the hypothesis that the background metric around an astrophysical black hole is described by the Kerr solution, by applying the first non-Kerr X-ray relativistic reflection spectral model to real observational data of the black hole binary GX 339–4. The content of the paper is as follows. In Section II, we review parametrically deformed Kerr metrics and describe a non-Kerr metric that we implemented in our reflection model. We review the technique of X-ray reflection spectroscopy and our reflection model in Section III. Section IV describes the observations, data reduction, and outlines our procedure for combining the individual spectra into the composite spectrum. Our fitting procedure and results of the constraint of the deformation parameter and the spin parameter appear in Section V. We draw our conclusions in Section VI.

Throughout the paper, we employ units in which $G_N = c = 1$ and the convention of a metric with signature $(-++)$.

II. TESTING THE KERR PARADIGM

There are two natural strategies to test the Kerr black hole hypothesis. In the top-down approach, we begin with a specific modified theory of gravity which has solutions mimicking black holes. These solutions’ differences from the Kerr solution are parametrized by one or more deformation parameters. In this approach, testing astrophysical data for the presence of deformation parameters amounts to testing the specific modified theory. This approach is the most logical, but it typically presents two problems. Firstly, there are a large number of modified theories of gravity and there is no clear preference for any one of them, so the search for deformation parameters has to be repeated for every theory. Secondly, black hole solutions are known in very few modified theories of gravity, and in many of those only the non-rotating and the slow-rotating solutions, while fast rotating black hole solutions, preferred observationally, are known only in exceptional cases.

In the bottom-up approach, we consider a phenomenological parameterization of the Kerr metric, which in principle should be able to describe the spacetime of any possible black hole in any possible gravity theory (in practice, bottom-up metrics describe black hole metrics with a range that encompasses a variety of, but not all, alternative theories). A number of deformation parameters are used to quantify possible deviations from the Kerr metric, and analysis of astrophysical data constrains potential deviations from the Kerr solution in a model-independent way.

The bottom-up approach is analogous to the Parametrized Post-Newtonian (PPN) formalism [2] that has been successfully employed to test the Schwarzschild solution in the weak field limit with Solar System experiments over the past several decades. Within the PPN framework, we write the most general static, spherically symmetric, and asymptotically flat metric in terms of the expansion parameter M/r , where M is the mass of the central object and r is some radial coordinate. When arranged in the Schwarzschild coordinates, the line element reads

$$ds^2 = - \left[1 - \frac{2M}{r} + (\beta - \gamma) \frac{2M^2}{r^2} + \dots \right] dt^2 + \left(1 + \gamma \frac{2M}{r} + \dots \right) dr^2 + r^2 d\theta^2 + r^2 \sin^2 \theta d\phi^2. \quad (1)$$

β and γ are free parameters to be measured by experiments. The only spherically symmetric vacuum solution of Einstein’s equations is the Schwarzschild metric and it requires $\beta = \gamma = 1$. Other theories of gravity may have a different spherically symmetric vacuum solution, and in this case β and γ may not be exactly 1. Current observational data in the Solar System provide the following constraints on β and γ [51, 52]

$$|\beta - 1| < 2.3 \cdot 10^{-4}, \quad |\gamma - 1| < 2.3 \cdot 10^{-5}, \quad (2)$$

confirming the validity of the Schwarzschild solution in the weak field limit within the precision of current observations.

There are several proposals for bottom-up metrics, the most extensively employed ones are the Johannsen-Psaltis metric [53], the Johannsen metric [54], and the Konoplya-Rezzolla-Zhidenko metric [55]. Here we adopt the Johannsen metric to describe the spacetime geometry. Its most important properties are that: *i*) the metric is regular (no naked singularities or closed time-like curves) everywhere on and outside of the event horizon, just like the Kerr metric, and *ii*) it was explicitly shown that it is able to recover some black hole solutions in alternative theories of gravity for suitable choices of the free parameters. In Boyer-Lindquist coordinates, the line element of the Johannsen metric reads [54]

$$ds^2 = - \frac{\tilde{\Sigma} (\Delta - a^2 A_2^2 \sin^2 \theta)}{B^2} dt^2 - \frac{2a [(r^2 + a^2) A_1 A_2 - \Delta] \tilde{\Sigma} \sin^2 \theta}{B^2} dt d\phi + \frac{\tilde{\Sigma}}{\Delta A_5} dr^2 + \tilde{\Sigma} d\theta^2 + \frac{[(r^2 + a^2)^2 A_1^2 - a^2 \Delta \sin^2 \theta] \tilde{\Sigma} \sin^2 \theta}{B^2} d\phi^2 \quad (3)$$

where

$$a = J/M, \quad B = (r^2 + a^2) A_1 - a^2 A_2 \sin^2 \theta, \\ \tilde{\Sigma} = \Sigma + f, \quad \Sigma = r^2 + a^2 \cos^2 \theta, \\ \Delta = r^2 - 2Mr + a^2. \quad (4)$$

and the four free functions f , A_1 , A_2 , and A_5 are

$$f = \sum_{n=3}^{\infty} \epsilon_n \frac{M^n}{r^{n-2}}, \\ A_1 = 1 + \sum_{n=3}^{\infty} \alpha_{1n} \left(\frac{M}{r} \right)^n, \\ A_2 = 1 + \sum_{n=2}^{\infty} \alpha_{2n} \left(\frac{M}{r} \right)^n, \\ A_5 = 1 + \sum_{n=2}^{\infty} \alpha_{5n} \left(\frac{M}{r} \right)^n. \quad (5)$$

The metric elements depend on the mass and spin of the black hole as well as on four free functions that measure potential deviations from the Kerr solution. The first order deformation parameters in these free functions are ϵ_3 , α_{13} , α_{22} , and α_{52} . This metric exactly reduces to the Kerr solution for $\epsilon_3 = \alpha_{13} = \alpha_{22} = \alpha_{52} = 0$.

In the Kerr metric, the condition for the existence of an event horizon is $|a_*| \leq 1$, where $a_* = a/M = J/M^2$ is the dimensionless spin parameter. If $|a_*| > 1$, there is no horizon and the singularity at the origin $r = 0$ is naked. In the Johannsen spacetime, we still have the condition

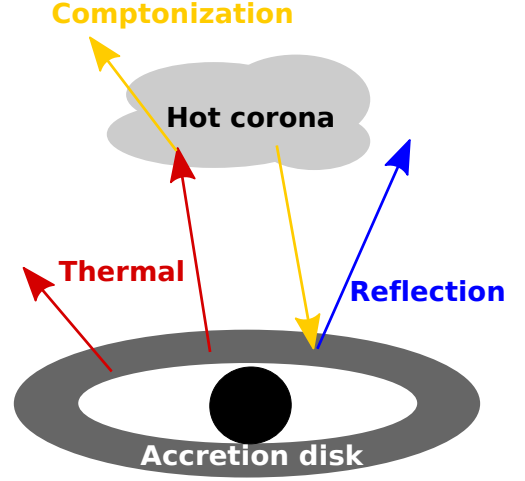


FIG. 1: A cartoon illustrating the process which gives rise to reflection emission from a disk-coronal geometry. The three main spectral components are indicated by different colored arrows. Thermal component: multi-temperature black body radiation from the disk. Comptonization component: inverse Compton scattering of the thermal photons off free electrons in a hot plasma cloud called the “corona”. Reflection component: the Comptonized photons illuminate the disk, and interactions including Compton scattering and photoelectric absorption generate the reflection emission. See the text for more details.

$|a_*| \leq 1$. Moreover, in order to exclude a violation of Lorentzian signature or the existence of closed time-like curves in the exterior region, we have to impose that the metric determinant is always negative and that $g_{\phi\phi}$ is never negative for radii larger than the radius of the event horizon. These conditions lead to the following constraints on the first-order deformation parameters [54]

$$\alpha_{13}, \epsilon_3 \geq - \left(1 + \sqrt{1 - a_*^2} \right)^3, \quad (6)$$

$$\alpha_{22}, \alpha_{52} \geq - \left(1 + \sqrt{1 - a_*^2} \right)^2. \quad (7)$$

In the present work, as a first step we only explore a non-vanishing α_{13} , and we set to zero all other deformation parameters. Since the metric is singular for $B = 0$, we impose that B never vanishes for radii larger than the event horizon, and we obtain the following constraint

$$\alpha_{13} \geq - \frac{1}{2} \left(1 + \sqrt{1 - a_*^2} \right)^4, \quad (8)$$

which is stronger than the requirement in Eq. (6).

III. X-RAY REFLECTION SPECTROSCOPY

The standard picture for an accreting black hole system involves an accretion disk and a compact corona of

hot electrons (see Fig. 1). The accretion disk emits as a blackbody locally, and as a multi-temperature blackbody when integrated radially (see, e.g., Ref. [56]). The temperature of the disk depends on the black hole mass, the mass accretion rate, the position in the disk, and at some level on the spin and possible deformation parameters. For a black hole accreting at $\sim 10\%$ of its Eddington limit, the thermal emission of the inner part of the accretion disk is in the soft X-ray band (~ 1 keV) for stellar-mass black holes and in the optical/UV band ($1 \sim 10$ eV) for the supermassive ones. Inverse Compton scattering of the thermal photons from the accretion disk off free electrons in a hotter (~ 100 keV) plasma cloud, called the “corona”, generates a Comptonization component, which is often modeled with a cut-off power-law spectrum. A fraction of the Comptonized photons illuminate the disk. The integration of these photons with the material of the accretion disk, which mainly includes Compton scattering and photoelectric absorption followed by fluorescent line emission or Auger de-excitation, produces the reflection spectrum.

The reflection spectrum is a combination of radiative recombination continua, fluorescent lines (most notably the iron K complex at $6 \sim 7$ keV), absorption edges, and a Compton hump at $20 \sim 30$ keV. This radiation carries information on the physical composition of the accretion disk and on the strong gravitational field around the black hole. The Fe K emission line (and other fluorescent lines) are broadened and skewed by relativistic effects (Doppler effects, gravitational redshift, and light bending). To illustrate the relativistic effect of the black hole, we show in Fig. 2 left panel the broadened iron lines for three representative values of the black hole spin, viz., -0.99 , 0 and 0.99 , while keeping all deformations zero. The clear change in the shape of the line for different spin shows that by fitting for the line, one can recover the spin of the black hole. This has been a standard technique for measuring black hole spin for a decade. In the right panel of the same figure, we show the lines, keeping spin constant, for three representative values of the Johannsen deformation parameter α_{13} . The shape of the line also changes with α_{13} , and therefore, reflection spectroscopy can also be used to estimate the deviation from Kerr (see Ref. [57] for the effect of other Johannsen deformation parameters on the iron line shape).

The reflection model most widely used in the past for both general application and measuring black hole spins is REFLIONX [58]. Recently, a more sophisticated reflection model, RELXILL, has been developed. It is based on the reflection code XILLVER [59–61], and the relativistic line-emission code RELLINE [62–64]. Compared to REFLIONX, RELXILL has several superiorities. For instance, it produces reflection with the most updated atomic database provided by the photoionization code XSTAR [65], and thus delivers a superior calculation of the ionization balance.

By calculating the transfer function for a generic stationary, axisymmetric, and asymptotically flat black

hole spacetime, an extended relativistic reflection model RELXILL_NK has been constructed (see Ref. [57] for details on the model and Refs. [8, 50] for some results). Presently, RELXILL_NK includes α_{13} , α_{22} , ϵ_3 from the Johannsen metric and the conformal gravity parameter L from the black hole solutions of [66, 67] as the deformation parameters. The analysis in this paper is limited to α_{13} , which has the largest impact on the shape of reflection spectrum among the deformation parameters of the Johannsen metric; this means that the other deformation parameters are set to be zero. The demonstration of the impact of other parameters is left to other work.

IV. OBSERVATIONS, DATA REDUCTION, AND COMBINING SPECTRA

We use observations from the X-ray mission *Rossi X-ray Timing Explorer (RXTE)* which has the principal detector the *Proportional Counter Array (PCA)* on board containing five *Proportional Counter Units (PCUs)*, with sensitivity from $2 \sim 60$ keV. Even though the spectral resolution of the instrument (17% at 6 keV) is limited, the aggregate observing time and high-throughput signal of RXTE are so large that we could obtain spectra for many black hole systems, each with such high signal-to-noise that we are effectively systematics limited.

Compared to other X-ray instruments, RXTE/PCA has several advantages. Prominently, it is free from the problematic effects of pileup, which is commonly a serious problem in analyzing and interpreting data for bright sources obtained using CCD detectors, which occurs when several photons hit the detector at the same region between two read-outs, causing confusion in the signal from two distinct events combined as one with their energies summed. Another attribute of the PCA, which has only recently been surpassed by the Nuclear Spectroscopic Telescope Array (NuSTAR [68]), is its high-energy sensitivity, which allows observations of both the Fe K region and the Compton hump using a single detector. By implementing a calibration tool called PCACORR, the sensitivity of the RXTE PCA detector to faint spectral features (such as the Fe K line/edge) is increased by up to an order of magnitude by reducing systematic uncertainties [69].

We test our non-Kerr model on GX 339–4 using the observations previously analyzed in Ref. [?], because of the high signal-to-noise of the data and because we can then compare the results here with those in [70]. For simplicity, here we only consider the brightest data from GX 339–4’s hard state. We analyze just the data collected using the best-calibrated detector, PCU-2, which also provides the richest data set. In order to boost signal-to-noise, we produce a composite PCU-2 hard-state spectrum of GX 339–4 with a total exposure time of 46 ks, which is a summation of 23 individual exposures taken during the 2002 outburst, all of them corresponding to roughly the same source intensity ($L/L_{\text{Edd}} = 0.17$

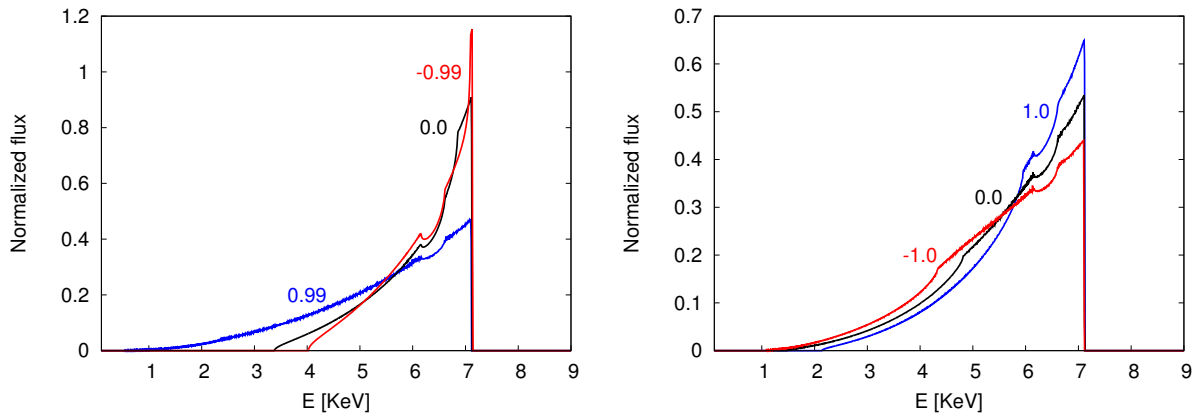


FIG. 2: Normalized flux plotted as a function of energy at the observer using RELLINE_NK. The left figure plots Kerr cases, with the labels indicating the value of a_* , while the right figure plots non-Kerr cases at a fixed $a_* = 0.9$, with the labels denoting the value of α_{13} . Inclination is fixed in both cases at 45° .

assuming a distance of 8 kpc and a black hole mass of $10 M_\odot$). The total number of source counts is 40 million and the counts-per-keV in the continuum at 6.4 keV is 4.4 million, while the total number of counts in the Fe K line region ($3 \sim 10$ keV) is 28 million.

Now, since we have a newer version of RELXILL package that could introduce possible deviation from the Kerr metric, we could look at this dataset from a new perspective.

All the uncertainties quoted in this paper are for a 90% confidence range, unless otherwise stated. All spectral fitting is done with one of the standard software systems for analyzing X-ray spectral data, XSPEC [72], and in the TBABS model, we used the *Wilm* set of interstellar medium abundances [73] and *Verner* photoelectric cross sections [74]. The $\chi^2/d.o.f.$ of all the fits we performed are shown in Tab. I.

V. SPECTRAL FITTING AND RESULTS

We firstly fit the data with an absorbed powerlaw (TBABS*POWERLAW in XSPEC language) with a fixed column density $N_H = 4 \times 10^{21} \text{ cm}^{-2}$, and the residuals show a clear signature of reflection including the Fe K line/edge and the Compton hump (see Fig. 3 (a)). Thus, a relativistic reflection model is fundamentally needed in the following fits.

Besides the background metric, the spectral shape of reflection also depends on the geometry of the emitting region (the black hole spin a_* , the inner and the outer edge of the emission region R_{in} and R_{out}), the disk properties (ionization state, Fe abundance), the inclination angle of the disk with respect to the line of sight (i), and the disk emissivity profile. The intensity profile is usually modeled as a power-law $I_e \propto r^{-q}$, where q is called the emissivity index. In each of our model choices, we tried emissivity profiles including:

1. The canonical emissivity profile, $I_e \propto r^{-3}$ ($q = 3$).
2. Free emissivity index q all over the disk, i.e., $I_e \propto r^{-q}$. This profile performs the best both in statistics and in parameter constraints in all models, so its results were chosen to present, unless otherwise stated.
3. Lamppost geometry, in which the corona is assumed to be a point source on the spin axis above the black hole source [75]. We note that the non-Kerr relativistic reflection spectrum in lamppost geometry was not available when this work was done, and we later found that the Kerr lamppost model does not result in a better fit than free power-law emissivity profile in all models.
4. More sophisticatedly, the intensity could also be modeled by a broken power-law, in which we have a free emissivity index q_1 interior to a fitted breaking radius R_{br} , and a fixed outer emissivity index $q_2 = 3$, which corresponds to the Newtonian limit in the lamppost geometry at large radii. In all models, this choice would lead to comparable statistics as the second profile with a free q , but it was difficult to constrain the break radius.

We make the assumption that the inner disk is truncated at the innermost stable circular orbit (ISCO) which monotonically maps to a_* , as explored previously for this data [70]. This is the key to constraining the deformation parameter α_{13} and a_* . The reason is that R_{in} (set equal to R_{ISCO}), α_{13} (which has a significant impact on R_{ISCO}) and a_* (which maps R_{ISCO} one to one), are all interconnected and thus have a strong degeneracy waiting to be broken.

A. Model 1: Relativistic reflection

Under such assumptions, in both Kerr and non-Kerr fits, namely using TBABS*RELXILL and

TBABS*RELXILL_NK respectively, the residuals show that two absorption features flank the Fe K line at ~ 5.6 and ~ 7.2 keV, and a Compton hump at higher energies is present (Fig. 3 (b)). After relaxing the Kerr requirement by introducing the deformation parameter α_{13} , the fit with only the relativistic reflection was improved when χ^2 reduced by 28 with one extra free parameter.

We have also tried to treat the incident spectrum as an NTHCOMP Comptonization continuum (CP) instead of the standard high-energy cutoff powerlaw. With the model TBABS*RELXILLCP_NK, a prominent feature around 7 keV is clearly visible as shown in Fig. 3 (f), whose residual shape is similar to that with model TBABS*RELXILL. This feature would not vanish when we later tried to add a corresponding XILLVERCP component, but would vanish if we included an absorption via GABS. The best-fit parameter values are shown in Tab. II. Notice that the model TBABS*RELXILLCP_NK*GABS has found the energy of the absorption line is at $7.22^{+0.09}_{-0.06}$ keV, which is perfectly in alignment with the value that had been found in Ref. [70] (7.23 ± 0.08 keV).

B. Model 2: both relativistic and unblurred reflections

The residuals in Fig. 3 (b) are significantly reduced by introducing an unblurred reflection component via XILLVER. The unblurred reflection could physically originate from cold material in a wind, the outer region of a flared disk, or the companion star. Thus, the ionization parameter in XILLVER was fixed at its minimum value, $\log \xi = 0$, while the other parameters were linked to those in the relativistic reflection.

In Ref. [70], the authors have found that the data required the unblurred reflection to have near-solar Fe abundance, while the inner-disk abundance was quite high ($A_{\text{Fe}} \sim 5$). A more plausible picture, using a single value of abundance, would lead to a much worse fit, which was the reason why they fixed the abundance to be solar in XILLVER ($A_{\text{Fe}} = 1$) in their final fits despite defying a natural explanation. Another thing to notice in that work is that, the model TBABS*(RELXILL+XILLVER) still had a strong residual feature at ~ 7.2 keV that needed to be diminished by including a phenomenological Gaussian absorption component GABS, which was plausibly attributed to a highly ionized wind around the black hole or else an instrumental calibration defect.

In our fits, when the Fe abundances are tied in the relativistic and distant reflectors, relaxing the Kerr requirement would reduce the χ^2 by 58. The spin is found to be extremely high ($a_* = 0.9861^{+0.0004}_{-0.0039}$) and the scaled deformation parameter α_{13} only has an upper limit of -0.987 . In addition, it performs even better than the TBABS*(RELXILL+XILLVER)*GABS fit, especially around 20 keV (see Fig. 3 (c)).

Surprisingly, in the non-Kerr metric, with either treatment for Fe abundance in XILLVER, the fits are rather comparable in nearly all energy bins, as shown in Fig. 3 (d), and the best fit values are presented in Tab. II. Thus, the deformation parameter has shown its potential to settle the unexpected discrepancy of Fe abundance in inner-disk and distant reflections in previous study.

C. Model 3: both relativistic and unblurred reflections, with absorption

The model TBABS*(RELXILL_NK+XILLVER) (A_{Fe} tied) does not require an absorption feature, as attempting to add an absorption via GABS does not improve the fit.

In contrast, when $A_{\text{Fe}} = 1$ in XILLVER, we found an absorption at ~ 7.4 keV would further reduce χ^2 by 13 with 2 more d.o.f. (see Fig. 3 (e)). This is a marginal improvement, but produces the best statistical fit, with $\chi^2/\text{d.o.f.} = 62/58 = 1.07$. Fig. 4 shows the data and the best-fit model (top panel) as well as the different model components (bottom panel). When comparing this fit and the fit with frozen emissivity index $q = 3$, namely fit (e) and (f) in Tab. II, we found they are quite similar regarding the best-fit values and the statistics, expect for that the free q fit has a looser constraint on the Fe abundance and the deformation parameter.

As seen in Tab. II, we also note that the inclination determination is stable across fits, and falls into the range of $37^\circ < i < 78^\circ$ from optical analysis [76].

For an exploratory purpose, on the fit TBABS*(RELXILL_NK+XILLVER)*GABS ($A_{\text{Fe}} = 1$ in XILLVER, frozen $q = 3$), we performed Markov Chain Monte-Carlo (MCMC) analysis using the EMCEE-HAMMER Python package [77] which implements affine-invariant sampling via the XSPEC implementation described in [78]. With MCMC's great power in high-dimensional analysis, we can explore efficiently the parameter space, and directly determine the posterior probabilities for all the model parameters, calculate the confidence contours and search for degeneracies. We utilize 80 walkers, which are initialized in a cluster distributed about the best fit we found in the model. Each walker has 870,000 elements in total, and the initial 400,000 elements are discarded as "burn-in" period during which the chain reaches its stationary state. As the autocorrelation length is typically several thousand elements, the net number of independent samples in the parameter space we have is order of 10^4 .

We show a corner plot with all the one and two dimensional projections of the posterior probability distributions of all free parameters in Fig. 5. From the same figure we can also see which parameters are correlated and which are not. In particular, the deformation parameter α_{13} is correlated with the black hole spin a_* and the disk's inclination angle i , but not much with the other parameters. In Table II, we show the best fit values with uncertainties for all parameters, based on the marginal-

TABLE I: Statistics ($\chi^2/d.o.f.$) of the individual fits to the spectrum. Note that the non-Kerr relativistic reflection spectrum in lamppost geometry was not available when this work was done. [†] The models all include the galactic absorption model with a fixed column density $4.0 \times 10^{21} \text{cm}^{-2}$. In addition, A_{Fe} tied or $A_{\text{Fe}} = 1$ refers to the Fe abundance treatment in XILLVER, while in RELXILL A_{Fe} is always free.

Model [†]	$q_1 = q_2 = 3$	$q_2 = 3$, free q_1 and R_{br}	free $q_1 = q_2$	lamppost (lp)
RELXILL	322.3/63=5.1	266.2/61=4.4	260.2/62=4.2	307.4/63=4.9
RELXILL_NK	315.3/62=5.1	233.3/60=3.9	232.2/61=3.8	
RELXILL+XILLVER (A_{Fe} tied)	224.9/62=3.6	133.8/60=2.2	135.4/61=2.2	210.9/62=3.4
RELXILL_NK+XILLVER (A_{Fe} tied)	103.8/61=1.7	102.1/59=1.7	77.0/60=1.3	
RELXILL+XILLVER ($A_{\text{Fe}} = 1$)	141.5/62=2.3	81.9/60=1.4	82.0/61=1.4	133.4/62=2.2
RELXILL_NK+XILLVER ($A_{\text{Fe}} = 1$)	77.2/61=1.3	74.0/59=1.2	74.3/60=1.2	
(RELXILL+XILLVER)*GABS (A_{Fe} tied)	126.6/60=2.1	96.6/58=1.6	95.7/59=1.6	
(RELXILL_NK+XILLVER)*GABS (A_{Fe} tied)	103.1/59=1.7	95.6/57=1.6	77.0/58=1.3	
(RELXILL+XILLVER)*GABS ($A_{\text{Fe}} = 1$)	67.2/60=1.1	62.3/58=1.1	63.2/59=1.1	
(RELXILL_NK+XILLVER)*GABS ($A_{\text{Fe}} = 1$)	62.8/59=1.1	62.3/57=1.1	62.2/58=1.1	
RELXILLCP	152.8/63=2.4	146.7/61=2.4	147.5/62=2.4	268.1/63=4.3
RELXILLCP_NK	146.3/62=2.4	145.0/60=2.4	145.0/61=2.4	
RELXILLCP*GABS	83.3/61=1.4	74.3/59=1.2	74.3/60=1.2	149.5/61=2.4
RELXILLCP_NK*GABS	78.8/60=1.3	66.5/58=1.1	67.9/59=1.2	

TABLE II: Best fit parameters for several targeted fits chosen from all of our test fits in Tab. I, to investigate how the physical model choice and emissivity profile would make a difference to the resulting estimation of spin and deformation parameter. The fit labels (a) to (f) correspond to the contour plots in Fig. 7. [†] The models all include the galactic absorption model with fixed a column density $4.0 \times 10^{21} \text{cm}^{-2}$.

Model [†]	Parameter	RELXILL_NK+XILLVER		RELXILLCP_NK	RELXILLCP_NK*GABS	(RELXILL_NK+XILLVER)*GABS	
		(a)	(b)	(c)	(d)	(e)	(f)
RELXILL(CP)_NK	q	2.84 ± 0.03	$2.894^{+0.007}_{-0.010}$	$3.2^{+0.3}_{-0.2}$	$2.48^{+0.02}_{-0.06}$	3^*	$2.8^{+0.4}_{-0.2}$
RELXILL(CP)_NK	a_*	$0.988^{+0.002}_{-0.005}$	$0.9861^{+0.0004}_{-0.0039}$	$-0.68^{+0.55}_{-0.19}$	$0.988^{+0.003}_{-0.034}$	$0.92^{+0.07}_{-0.12}$	$0.987^{+0.007}_{-0.154}$
RELXILL(CP)_NK	i (degrees)	$46.0^{+2.6}_{-0.2}$	$48.4^{+0.2}_{-0.1}$	$35.5^{+1.8}_{-0.9}$	$40.0^{+1.3}_{-1.0}$	49 ± 3	51^{+3}_{-2}
RELXILL(CP)_NK	Γ	$1.575^{+0.004}_{-0.006}$	$1.544^{+0.007}_{-0.004}$	$1.691^{+0.005}_{-0.004}$	$1.671^{+0.005}_{-0.001}$	$1.575^{+0.014}_{-0.013}$	$1.580^{+0.010}_{-0.009}$
RELXILL(CP)_NK	$\log \xi$ (erg·cm·s ^{−1})	$3.47^{+0.04}_{-0.03}$	3.486 ± 0.016	3.35 ± 0.03	$3.40^{+0.02}_{-0.04}$	$3.37^{+0.07}_{-0.09}$	$3.38^{+0.05}_{-0.06}$
RELXILL(CP)_NK	A_{Fe}	$9.5^{+0.1}_{-0.2}$	$3.14^{+0.02}_{-0.04}$	$6.8^{+0.8}_{-0.9}$	> 9.4	$7.7^{+2.0}_{-2.5}$	> 5.3
RELXILL_NK	E_{cut} (keV)	$85.4^{+1.2}_{-1.0}$	$99.6^{+2.6}_{-1.1}$	-	-	86 ± 3	85^{+3}_{-2}
RELXILLCP_NK	kT_{e} (keV)	-	-	17.8 ± 0.3	$16.4^{+0.2}_{-0.1}$	-	-
RELXILL(CP)_NK	R_{f}	$0.251^{+0.003}_{-0.030}$	$0.85^{+0.02}_{-0.04}$	0.21 ± 0.01	$0.248^{+0.007}_{-0.013}$	$0.29^{+0.04}_{-0.03}$	$0.29^{+0.03}_{-0.04}$
RELXILL(CP)_NK	α_{13}^{\dagger}	< -0.81	< -0.987	< 0.13	< -0.73	$-0.76^{+0.78}_{-0.60}$	< 0.10
RELXILL(CP)_NK	$N_{\text{relxill_nk}}(10^{-3})$	35.0 ± 0.5	24.4 ± 0.1	$34.7^{+0.4}_{-0.2}$	$36.3^{+0.4}_{-0.3}$	$35.4^{+0.9}_{-0.6}$	35.2 ± 0.6
XILLVER	A_{Fe}	1 [*]	tied	-	-	1 [*]	1 [*]
XILLVER	$N_{\text{xillver}}(10^{-3})$	$9.2^{+0.2}_{-0.9}$	$6.4^{+0.2}_{-0.4}$	-	-	$8.3^{+1.9}_{-1.6}$	$9.8^{+2.0}_{-1.7}$
GABS	E_{line} (keV)	-	-	-	$7.22^{+0.09}_{-0.06}$	7.40 ± 0.14	$7.45^{+0.08}_{-0.11}$
GABS	Stength	-	-	-	$0.056^{+0.016}_{-0.008}$	$0.030^{+0.013}_{-0.009}$	$0.029^{+0.008}_{-0.009}$
	$\chi^2/d.o.f.$	74.3/60 = 1.2	77.0/60 = 1.3	145.0/61 = 2.4	67.9/59 = 1.2	62.8/59 = 1.1	62.2/58 = 1.1

Notes.

Errors are at 90% confidence level, are statistical only. Note that errors for model (e) are calculated for each parameter from the MCMC after marginalising over all other parameters. * indicates the parameter is frozen. [†] The deformation parameter α_{13} is scaled in RELXILL_NK to be in the range (-1,1), and the value and uncertainty of it are only unscaled to be the real one (depends on a_*) in the metric in (e) where we performed MCMC simulation, i.e., for all the other fits, the scaled values are shown.

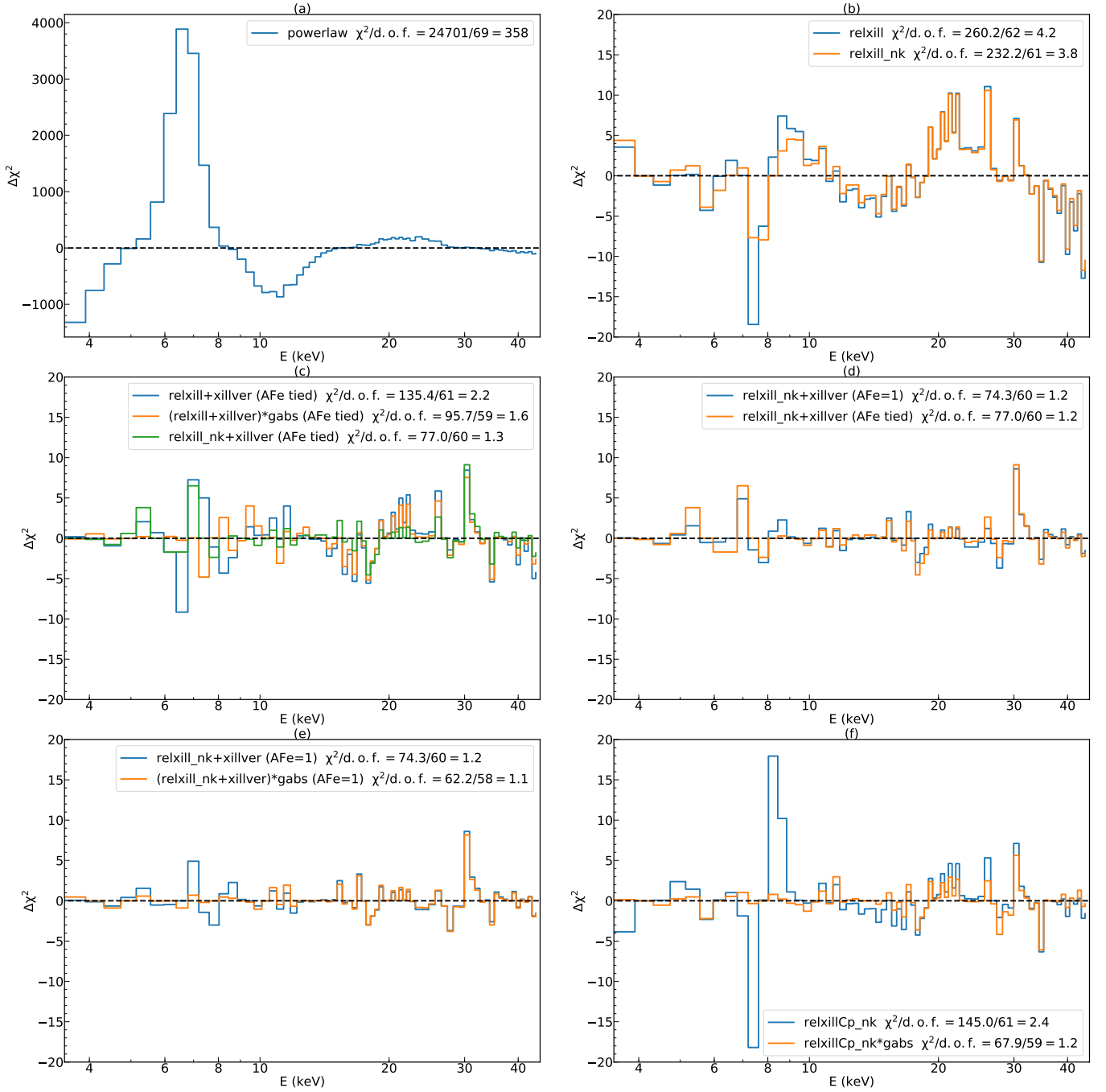


FIG. 3: Contributions to χ^2 for the spectrum resulting from fitting. See the context for more details.

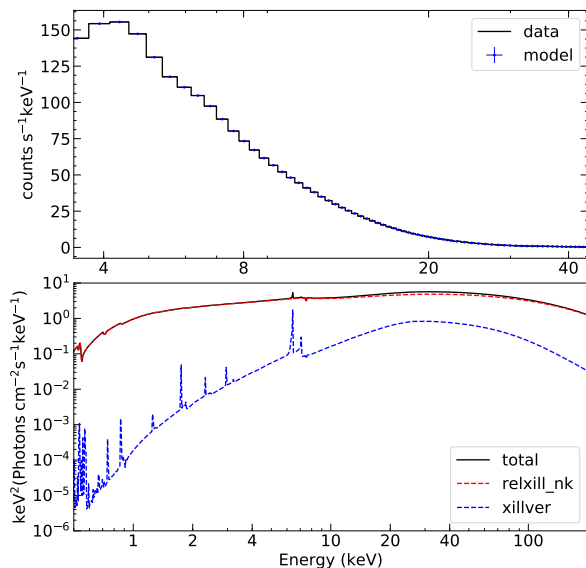


FIG. 4: Data and the best-fit model $\text{TBABS}^*(\text{RELXILL_NK}+\text{XILLVER})^*\text{GABS}$ with $A_{\text{Fe}} = 1$ in XILLVER and $q = 3$ (top panel), and total spectrum with different model components (bottom panel). This is the fit we further performed an explorative MCMC calculation.

ized distributions we obtain from the MCMC run. Our results are largely consistent with those found in [70] under the assumption of the Kerr background.

In Fig. 6 we zoom into the a_* vs. α_{13} part of Fig. 5. Several features can be observed here: Firstly, there is some degeneracy between the spin and the deformation parameter, as expected (see Sec. III for a discussion and Fig. 2). In particular, within 90% confidence $a_* = 0.92^{+0.07}_{-0.12}$ and $\alpha_{13} = -0.76^{+0.78}_{-0.60}$. Secondly, this result is consistent with previous constraints on α_{13} , as reported in [8, 50]. Thirdly, the Kerr solution ($\alpha_{13} = 0$, indicated by a solid black line in the figure) is recovered within 90% confidence. Finally, we notice that the contours of degeneracy obtained here with an MCMC analysis are comparable to those obtained in [8, 50]. This does not imply that there are no lingering systematic effects with these modeling efforts, an issue that will be examined further in a separate work.

VI. DISCUSSION AND CONCLUSIONS

There are factors that have already been shown to play an important role in the estimation of the deformation parameter: the choice of physical model and the emissivity profile [79, 80]. In our case, this means that the treatment of iron abundance in XILLVER, the emissivity profile, whether to include absorption via GABS, and whether to see the incident spectrum as the cutoff powerlaw or an NTHCOMP Comptonization continuum, could all have an effect on the constraint of α_{13} , and even the

spin parameter.

To investigate this, we have chosen 6 target fits from Tab. I, presented the best-fit parameter values of them in Tab. II. In XSPEC, we performed STEPPAR calculations which generate the χ^2 values stepping through given parameter ranges, in the a_* vs. α_{13} parameter plane, and we show the resulting 1-, 2-, 3- σ confidence contours in Fig. 7.

The first message conveyed by these contour plots is that, the choice of the physical model has significant impact in the resultant constraints on the deformation parameter. With the model RELXILL_NK+XILLVER, the contour shape is consistent with the uncertainties we found in Tab. II (a) and (b), as the constraint on a_* is very strong, and the scaled deformation parameter only has an upper limit of -0.81 and -0.987 when the Fe abundance is fixed to be solar and tied to the one in RELXILL_NK. However, when the CP flavor is adopted (Fig. 7 (c) and (d)), the parameter space within the confidence contours becomes much wider, and its shape suggests a strong correlation between the spin and the deformation parameter which is as expected (see Fig. 2 as an demonstration). Comparing Fig. 7 (c) and (d), we could see the elongate region within the contour lines moves to higher spin when an absorption is included, and a small region with very high spin and small (~ -1) deformation parameter shows up which is overlapping with the one in (e) and (f).

The contour in Fig. 7 (e) obtained from STEPPAR is consistent with our result from MCMC calculation (Fig. 6). Since we also want to explore whether and how emissivity profile would change the constraint, we show the contour in Fig. 7(f) with the same model but a free emissivity index q . The region at high spin and near-to-zero deformation parameter stays quite similar, but we find it surprisingly opens up a new region with negative spin and high value of deformation parameter. To investigate how this could happen, we plot the predicted models in both minima (with high spin and the negative spin) and the distributions to χ^2 (see Fig. 8). The largest discrepancy between these two minima is that they have found absorptions at slightly different energies (~ 7.28 keV for negative spin, ~ 7.45 keV for high spin), but the energy resolution of RXTE can hardly tell those apart, despite the extreme statistical precision. We have also compared the negative-spin ($a_* < -0.05$) to the high-spin fit in terms of other parameter values: the inclination is reduced from 51 deg to 40 deg, and the emissivity index is increased from $2.8^{+0.4}_{-0.2}$ to $6.4^{+1.9}_{-2.3}$, while the others stay similar; note that the higher emissivity index is unlikely because with a negative-spin, the corresponding ISCO radius increases, and with the assumption of $R_{\text{in}} = R_{\text{ISCO}}$, the actual scale of the disk's inner radius increases, making it implausible to have a large emissivity index.

Thus, the ingredient that makes the strongest effect on estimating the deformation parameter is the choice of model. Specifically, in our case, the choice of model




FIG. 5: Corner plot for all the free parameter-pairs in Model $\text{TBABS}^*(\text{RELXILL_NK}+\text{XILLVER})^*\text{GABS}$ ($A_{\text{Fe}} = 1$ in XILLVER, frozen $q = 3$) after the MCMC run.

includes whether to include of a Gaussian absorption feature, and whether to use the more physical “CP” flavor of incident spectrum, these two are shown to make a difference in the resulting contours; while we do not see a clear evidence of the treatment of Fe abundance in XILLVER being an important factor. After comparing to the statistics in [70], we notice that the newer version of RELXILL only improves the fit moderately, but the freedom to deviate from the canonical emissivity index and/or Kerr metric are important in settling the discrepancy of Fe

abundance in both reflectors found therein.

As a secondary factor, emissivity profile could also change the results. In our several fits, we only find evidence to support this in Fig. 7(e) and (f), as new region of statistical minimum could possibly show up when the extra d.o.f., q , is invited to play. We find no difference with results produced by emissivity profiles (2) and (4) described in Sec. V.

Even though model choice could make a huge difference regarding the shape of confidence contours, we still notice

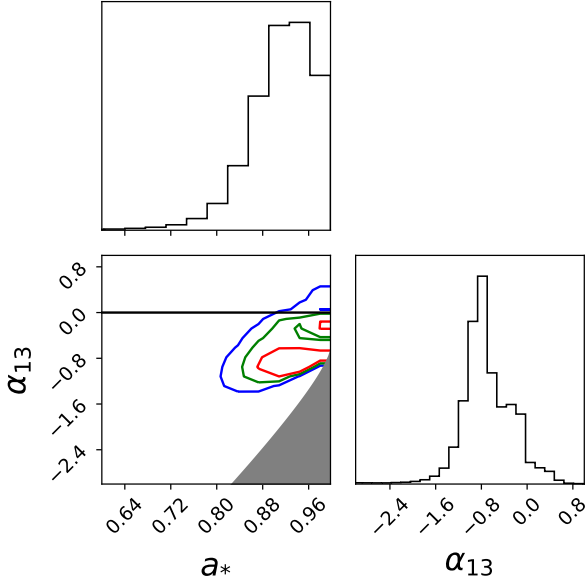


FIG. 6: 1-, 2-, 3- σ confidence contours for a_* and α_{13} in Model TBABS*(RELXILL_NK+XILLVER)*GABS ($A_{\text{Fe}} = 1$ in XILLVER, frozen $q = 3$) after the MCMC run. The grayed region is ignored in our study because it does not meet the condition in Eq. 8.

that in the fits with decent statistics (except for (c) in Fig. 7), the other 5 contours have a common statistical minimum at very high spin $a_* \sim 0.99$ and $\alpha_{13} \sim -1$. The consistent presence of this region of good fit suggests that it may be robust to choice of model selection.

There are currently a number of uncertainties in the astrophysical model limiting the ability to perform accurate and precise tests of the Kerr metric using X-ray reflection spectroscopy. The uncertainty in the corona geometry does not permit to have a robust prediction of the emissivity profile for the reflection emission and the commonly adopted power-law or broken power-law emissions are quite crude approximations. The disk is assumed to be infinitesimally thin and the inner edge is set at the ISCO radius, while we know that the disk thickness increases as the mass accretion rate increases and, for high accretion rates, the inner edge of the disk may be at a radius smaller than R_{ISCO} . There are still a number of simplifications in the calculations of the reflection emission in XILLVER: the razor-thinness of the disk, the ionization parameter is constant over radius, the electron density of the disk is throughout fixed and too low for accretion disks of bright black hole binaries, thermal photons from the accretion disk are ignored in the radiative transfer calculations of the reflection emission, etc. Work to remove these simplifications is under

way and strictly compulsory if we want to try to use this technique to perform precise tests of GR.

In this paper, we have applied the first non-Kerr full X-ray relativistic reflection spectral model to test the Kerr nature of an astrophysical black hole. Since we now have more sophisticated reflection models, like the RELXILL family, we have taken a step forward and begun analyzing available X-ray data on specific sources available in archive to demonstrate that tests of the spacetime metric around black holes are possible.

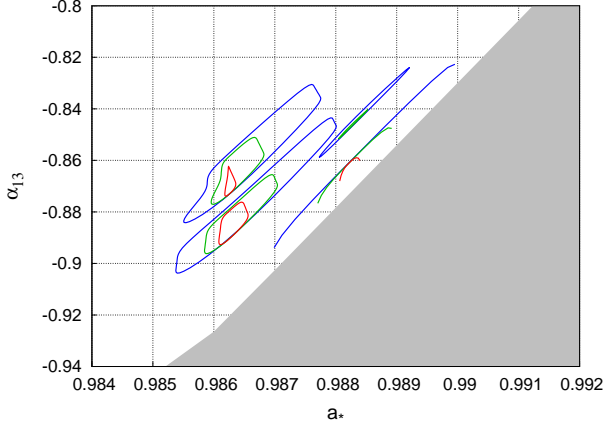
In the present work, we have analyzed a composite spectrum from the detector RXTE PCU-2 on GX 339-4 with the highest observed luminosity for hard states. We have only explored the Johannsen deformation parameter α_{13} , which has the largest impact on the ISCO radius, and thus on the shape of reflection spectrum, among the deformation parameters of the Johannsen metric. In MCMC analysis with TBABS*(RELXILL_NK+XILLVER)*GABS ($A_{\text{Fe}} = 1$ in XILLVER, frozen $q = 3$), the measurement on the black hole spin parameter a_* and the Johannsen deformation parameter α_{13} are (at 90% confidence level)

$$a_* = 0.92^{+0.07}_{-0.12}, \quad \alpha_{13} = -0.76^{+0.78}_{-0.60}. \quad (9)$$

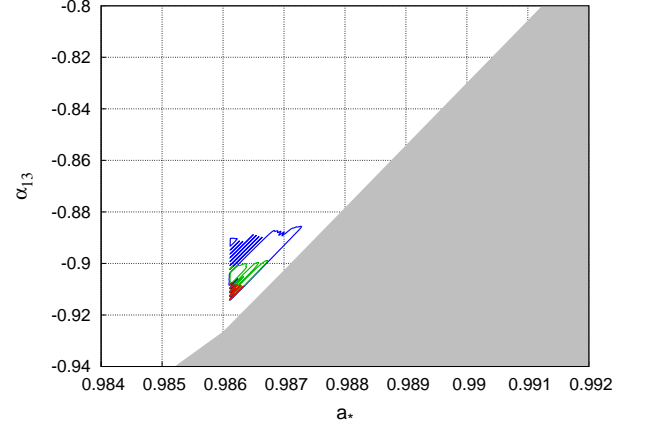
The field is in a nascent state, so this work to measure the non-Kerr deformation parameters is still exploratory and limited by the modeling process and fundamentally by our knowledge of black hole astrophysics. The avenues for improvement include better broadband observations with new telescopes coming up in next decade, better modeling of the accretion flow, coronal properties and other aspects of the black hole environment to account for systematic errors, more top-down metrics for physically relevant deformation parameters, and better bottom-up metrics for more comprehensive range of deformation parameters, among others.

ACKNOWLEDGMENTS

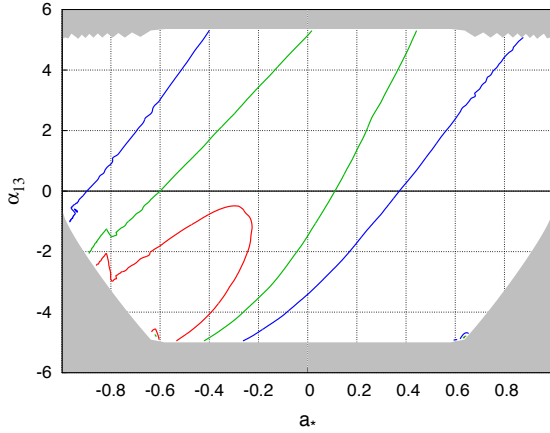
J.W. thanks the Cahill Center for Astronomy and Astrophysics at Caltech for support and hospitality during her visit. This work was supported by the Innovation Program of the Shanghai Municipal Education Commission, Grant No. 2019-01-07-00-07-E00035, National Natural Science Foundation of China (NSFC), Grant No. U1531117, and Fudan University, Grant No. IDH1512060. A.B.A. also acknowledges the support from the Shanghai Government Scholarship (SGS). C.B. and J.A.G. also acknowledge support from the Alexander von Humboldt Foundation. S.N. acknowledges support from the Excellence Initiative at Eberhard-Karls Universität Tübingen. J.F.S. has been supported by NASA Einstein Fellowship Grant PF5-160144.



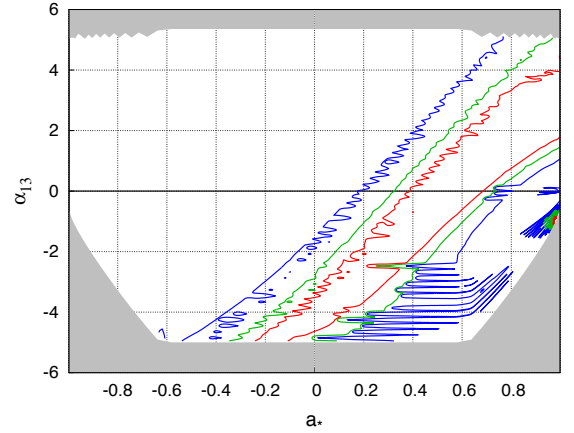
(a) RELXILL_NK+XILLVER, $A_{\text{Fe}}=1$, free q ,
 $\chi^2/d.o.f. = 74.3/60 = 1.2$



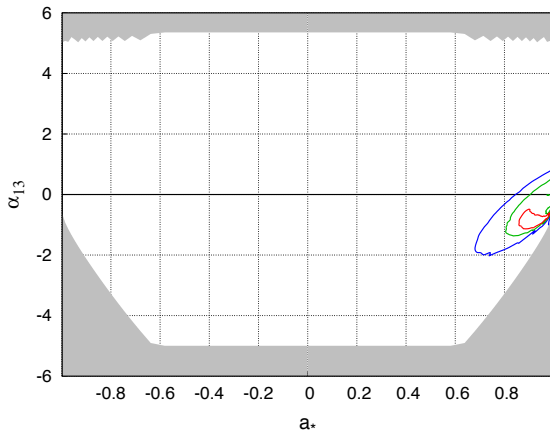
(b) RELXILL_NK+XILLVER, A_{Fe} tied, free q ,
 $\chi^2/d.o.f. = 77.0/60 = 1.2$



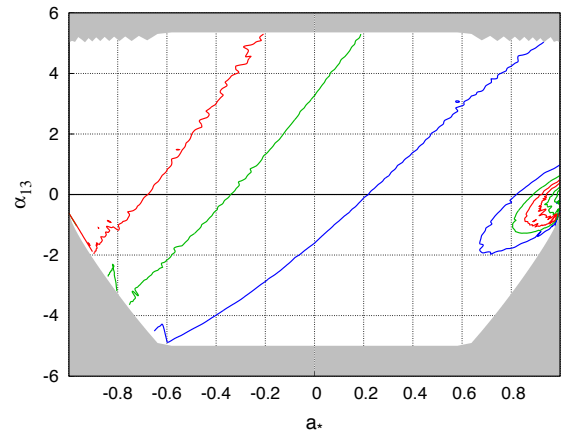
(c) RELXILLCP_NK, free q , $\chi^2/d.o.f. = 145.0/61 = 2.4$



(d) RELXILLCP_NK*GABS, free q , $\chi^2/d.o.f. = 67.9/59 = 1.2$



(e) (RELXILL_NK+XILLVER)*GABS, free q , $A_{\text{Fe}}=1$, $q=3$,
 $\chi^2/d.o.f. = 62.8/59 = 1.1$



(f) (RELXILL_NK+XILLVER)*GABS, $A_{\text{Fe}}=1$, free q ,
 $\chi^2/d.o.f. = 62.2/58 = 1.1$

FIG. 7: 1-, 2-, 3- σ confidence contours for a_* and α_{13} (scaled to be the real value in the Johanssen metric) with Model (a) to (f) in Tab. II using STEPPAR. The grayed region is ignored in our study because it does not meet the condition in Eq. 8.

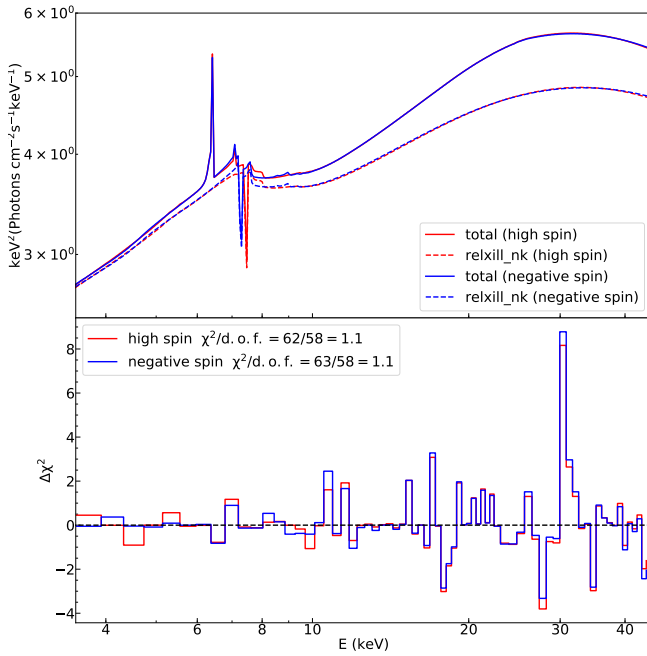


FIG. 8: The predicted models and the distributions to χ^2 in both statistically minima in Fig. 7 (f), one at high spin and near-to-zero deformation parameter, and the other at negative spin and high value of deformation parameter.

-
- [1] A. Einstein, *The Foundation of the General Theory of Relativity*, Annalen Phys. **49**, no. 7, 769 (1916) [Annalen Phys. **14**, 517 (2005)].
 - [2] C. M. Will, *The Confrontation between General Relativity and Experiment*, Living Rev. Rel. **17**, 4 (2014) [arXiv:1403.7377 [gr-qc]].
 - [3] S. DeDeo and D. Psaltis, *Towards New Tests of Strong-field Gravity with Measurements of Surface Atomic Line Redshifts from Neutron Stars*, Phys. Rev. Lett. **90**, 141101 (2003) [astro-ph/0302095].
 - [4] T. Johannsen, D. Psaltis and J. E. McClintock, *Constraints on the Size of Extra Dimensions from the Orbital Evolution of Black-Hole X-Ray Binaries*, Astrophys. J. **691**, 997 (2009) [arXiv:0803.1835 [astro-ph]].
 - [5] L. Kong, Z. Li and C. Bambi, *Constraints on the space-time geometry around 10 stellar-mass black hole candidates from the disk's thermal spectrum*, Astrophys. J. **797**, 78 (2014) [arXiv:1405.1508 [gr-qc]].
 - [6] N. Yunes, K. Yagi and F. Pretorius, *Theoretical Physics Implications of the Binary Black-Hole Mergers GW150914 and GW151226*, Phys. Rev. D **94**, 084002 (2016) [arXiv:1603.08955 [gr-qc]].
 - [7] T. Johannsen, C. Wang, A. E. Broderick, S. S. Doelman, V. L. Fish, A. Loeb and D. Psaltis, *Testing General Relativity with Accretion-Flow Imaging of Sgr A**, Phys. Rev. Lett. **117**, 091101 (2016) [arXiv:1608.03593 [astro-ph.HE]].
 - [8] Z. Cao, S. Nampalliwar, C. Bambi, T. Dauser and J. A. Garcia, *Testing general relativity with the reflection spectrum of the supermassive black hole in 1H0707-495*, Phys. Rev. Lett. **120**, 051101 (2018) [arXiv:1709.00219 [gr-qc]].
 - [9] P. S. Joshi and D. Malafarina, *Recent developments in gravitational collapse and spacetime singularities*, Int. J. Mod. Phys. D **20**, 2641 (2011) [arXiv:1201.3660 [gr-qc]].
 - [10] E. Maoz, *Dynamical constraints on alternatives to massive black holes in galactic nuclei*, Astrophys. J. **494**, L181 (1998) [astro-ph/9710309].
 - [11] B. P. Abbott *et al.* [LIGO Scientific and Virgo Collaborations], *Observation of Gravitational Waves from a Binary Black Hole Merger*, Phys. Rev. Lett. **116**, 061102 (2016) [arXiv:1602.03837 [gr-qc]].
 - [12] B. P. Abbott *et al.* [LIGO Scientific and Virgo Collaborations], *GW151226: Observation of Gravitational Waves from a 22-Solar-Mass Binary Black Hole Coalescence*, Phys. Rev. Lett. **116**, 241103 (2016) [arXiv:1606.04855 [gr-qc]].
 - [13] R. P. Kerr, *Gravitational field of a spinning mass as an example of algebraically special metrics*, Phys. Rev. Lett. **11**, 237 (1963).
 - [14] E. T. Newman, R. Couch, K. Chinnapared, A. Exton, A. Prakash and R. Torrence, *Metric of a Rotating, Charged Mass*, J. Math. Phys. **6**, 918 (1965).
 - [15] W. Israel, *Event horizons in static vacuum space-times*, Phys. Rev. **164**, 1776 (1967).
 - [16] B. Carter, *Axisymmetric Black Hole Has Only Two De-*

- grees of Freedom*, Phys. Rev. Lett. **26**, 331 (1971).
- [17] D. C. Robinson, *Uniqueness of the Kerr black hole*, Phys. Rev. Lett. **34**, 905 (1975).
 - [18] P. T. Chrusciel, J. L. Costa and M. Heusler, *Stationary Black Holes: Uniqueness and Beyond*, Living Rev. Rel. **15**, 7 (2012) [arXiv:1205.6112 [gr-qc]].
 - [19] R. H. Price, *Nonspherical perturbations of relativistic gravitational collapse. 1. Scalar and gravitational perturbations*, Phys. Rev. D **5**, 2419 (1972).
 - [20] R. H. Price, *Nonspherical Perturbations of Relativistic Gravitational Collapse. II. Integer-Spin, Zero-Rest-Mass Fields*, Phys. Rev. D **5**, 2439 (1972).
 - [21] C. Bambi, A. D. Dolgov and A. A. Petrov, *Black holes as antimatter factories*, JCAP **0909**, 013 (2009) [arXiv:0806.3440 [astro-ph]].
 - [22] E. Barausse, V. Cardoso and P. Pani, *Can environmental effects spoil precision gravitational-wave astrophysics?*, Phys. Rev. D **89**, 104059 (2014) [arXiv:1404.7149 [gr-qc]].
 - [23] C. Bambi, D. Malafarina and N. Tsukamoto, *Note on the effect of a massive accretion disk in the measurements of black hole spins*, Phys. Rev. D **89**, 127302 (2014) [arXiv:1406.2181 [gr-qc]].
 - [24] E. Berti et al., *Testing General Relativity with Present and Future Astrophysical Observations*, Class. Quant. Grav. **32**, 243001 (2015) [arXiv:1501.07274 [gr-qc]].
 - [25] G. Dvali and C. Gomez, *Black Hole's Quantum N-Portrait*, Fortsch. Phys. **61**, 742 (2013) [arXiv:1112.3359 [hep-th]].
 - [26] G. Dvali and C. Gomez, *Black Hole's 1/N Hair*, Phys. Lett. B **719**, 419 (2013) [arXiv:1203.6575 [hep-th]].
 - [27] S. B. Giddings, *Possible observational windows for quantum effects from black holes*, Phys. Rev. D **90**, 124033 (2014) [arXiv:1406.7001 [hep-th]].
 - [28] C. A. R. Herdeiro and E. Radu, *Kerr black holes with scalar hair*, Phys. Rev. Lett. **112**, 221101 (2014) [arXiv:1403.2757 [gr-qc]].
 - [29] C. A. R. Herdeiro and E. Radu, *Asymptotically flat black holes with scalar hair: a review*, Int. J. Mod. Phys. D **24**, 1542014 (2015) [arXiv:1504.08209 [gr-qc]].
 - [30] C. Bambi, *Testing black hole candidates with electromagnetic radiation*, Rev. Mod. Phys. **89**, 025001 (2017) [arXiv:1509.03884 [gr-qc]].
 - [31] C. Bambi, J. Jiang and J. F. Steiner, *Testing the no-hair theorem with the continuum-fitting and the iron line methods: a short review*, Class. Quant. Grav. **33**, 064001 (2016) [arXiv:1511.07587 [gr-qc]].
 - [32] T. Johannsen, *Testing the No-Hair Theorem with Observations of Black Holes in the Electromagnetic Spectrum*, Class. Quant. Grav. **33**, 124001 (2016) [arXiv:1602.07694 [astro-ph.HE]].
 - [33] N. Yunes and X. Siemens, *Gravitational-Wave Tests of General Relativity with Ground-Based Detectors and Pulsar Timing-Arrays*, Living Rev. Rel. **16**, 9 (2013) [arXiv:1304.3473 [gr-qc]].
 - [34] K. Yagi and L. C. Stein, *Black Hole Based Tests of General Relativity*, Class. Quant. Grav. **33**, no. 5, 054001 (2016) [arXiv:1602.02413 [gr-qc]].
 - [35] S. N. Zhang, W. Cui and W. Chen, *Black hole spin in X-ray binaries: Observational consequences*, Astrophys. J. **482**, L155 (1997) [astro-ph/9704072].
 - [36] J. E. McClintock et al., *Measuring the Spins of Accreting Black Holes*, Class. Quant. Grav. **28**, 114009 (2011) [arXiv:1101.0811 [astro-ph.HE]].
 - [37] J. E. McClintock, R. Narayan and J. F. Steiner, *Black Hole Spin via Continuum Fitting and the Role of Spin in Powering Transient Jets*, Space Sci. Rev. **183**, 295 (2014) [arXiv:1303.1583 [astro-ph.HE]].
 - [38] L. W. Brenneman and C. S. Reynolds, *Constraining Black Hole Spin Via X-ray Spectroscopy*, Astrophys. J. **652**, 1028 (2006) [astro-ph/0608502].
 - [39] C. S. Reynolds, *Measuring Black Hole Spin using X-ray Reflection Spectroscopy*, Space Sci. Rev. **183**, 277 (2014) [arXiv:1302.3260 [astro-ph.HE]].
 - [40] L. Brenneman, *Measuring Supermassive Black Hole Spins in Active Galactic Nuclei*, (Springer, New York, 2013) [arXiv:1309.6334 [astro-ph.HE]].
 - [41] J. Schee and Z. Stuchlik, *Optical phenomena in the field of braneworld Kerr black holes*, Int. J. Mod. Phys. D **18**, 983 (2009) [arXiv:0810.4445 [astro-ph]].
 - [42] D. F. Torres, *Accretion disc onto a static nonbaryonic compact object*, Nucl. Phys. B **626**, 377 (2002) [hep-ph/0201154].
 - [43] C. Bambi and E. Barausse, *Constraining the quadrupole moment of stellar-mass black-hole candidates with the continuum fitting method*, Astrophys. J. **731**, 121 (2011) [arXiv:1012.2007 [gr-qc]].
 - [44] T. Johannsen and D. Psaltis, *Testing the No-Hair Theorem with Observations in the Electromagnetic Spectrum. IV. Relativistically Broadened Iron Lines*, Astrophys. J. **773**, 57 (2013) [arXiv:1202.6069 [astro-ph.HE]].
 - [45] C. Bambi, *A code to compute the emission of thin accretion disks in non-Kerr space-times and test the nature of black hole candidates*, Astrophys. J. **761**, 174 (2012) [arXiv:1210.5679 [gr-qc]].
 - [46] C. Bambi, *Testing the space-time geometry around black hole candidates with the analysis of the broad $K\alpha$ iron line*, Phys. Rev. D **87**, 023007 (2013) [arXiv:1211.2513 [gr-qc]].
 - [47] M. Zhou, A. Cardenas-Avendano, C. Bambi, B. Kleihaus and J. Kunz, *Search for astrophysical rotating Ellis wormholes with X-ray reflection spectroscopy*, Phys. Rev. D **94**, 024036 (2016) [arXiv:1603.07448 [gr-qc]].
 - [48] Y. Ni, M. Zhou, A. Cardenas-Avendano, C. Bambi, C. A. R. Herdeiro and E. Radu, *Iron $K\alpha$ line of Kerr black holes with scalar hair*, JCAP **1607**, 049 (2016) [arXiv:1606.04654 [gr-qc]].
 - [49] J. Jiang, C. Bambi and J. F. Steiner, *Testing the Kerr Nature of Black Hole Candidates using Iron Line Spectra in the CPR Framework*, Astrophys. J. **811**, 130 (2015) [arXiv:1504.01970 [gr-qc]].
 - [50] A. Tripathi, S. Nampalliwar, A. B. Abdikamalov, D. Ayzenberg, J. Jiang and C. Bambi, *Testing the Kerr nature of the supermassive black hole in Ark 564*, Phys. Rev. D **98**, 023018 (2018) [arXiv:1804.10380 [gr-qc]].
 - [51] B. Bertotti, L. Iess and P. Tortora, *A test of general relativity using radio links with the Cassini spacecraft*, Nature **425**, 374 (2003).
 - [52] J. G. Williams, S. G. Turyshev and D. H. Boggs, *Progress in lunar laser ranging tests of relativistic gravity*, Phys. Rev. Lett. **93**, 261101 (2004) [gr-qc/0411113].
 - [53] T. Johannsen and D. Psaltis, *A Metric for Rapidly Spinning Black Holes Suitable for Strong-Field Tests of the No-Hair Theorem*, Phys. Rev. D **83**, 124015 (2011) [arXiv:1105.3191 [gr-qc]].
 - [54] T. Johannsen, *Regular Black Hole Metric with Three Constants of Motion*, Phys. Rev. D **88**, 044002 (2013) [arXiv:1501.02809 [gr-qc]].

- [55] R. Konoplya, L. Rezzolla and A. Zhidenko, *General parametrization of axisymmetric black holes in metric theories of gravity*, Phys. Rev. D **93**, 064015 (2016) [arXiv:1602.02378 [gr-qc]].
- [56] C. Bambi, *Astrophysical Black Holes: A Compact Pedagogical Review*, Annalen Phys. **530**, 1700430 (2018) [arXiv:1711.10256 [gr-qc]].
- [57] C. Bambi, A. Cardenas-Avendano, T. Dauser, J. A. Garcia and S. Nampalliwar, *Testing the Kerr black hole hypothesis using X-ray reflection spectroscopy*, Astrophys. J. **842**, 76 (2017) [arXiv:1607.00596 [gr-qc]].
- [58] R. R. Ross and A. C. Fabian, *A Comprehensive range of x-ray ionized reflection models*, Mon. Not. Roy. Astron. Soc. **358**, 211 (2005) [astro-ph/0501116].
- [59] J. Garcia, T. R. Kallman and R. F. Mushotzky, *X-ray reflected spectra from accretion disk models.II. Diagnostic tools for X-ray observations*, Astrophys. J. **731**, 131 (2011) [arXiv:1101.1115 [astro-ph.HE]].
- [60] J. Garcia, T. Dauser, C. S. Reynolds, T. R. Kallman, J. E. McClintock, J. Wilms and W. Eikmann, *X-ray reflected spectra from accretion disk models. III. A complete grid of ionized reflection calculations*, Astrophys. J. **768**, 146 (2013) [arXiv:1303.2112 [astro-ph.HE]].
- [61] J. García et al., *Improved Reflection Models of Black-Hole Accretion Disks: Treating the Angular Distribution of X-rays*, Astrophys. J. **782**, 76 (2014) [arXiv:1312.3231 [astro-ph.HE]].
- [62] T. Dauser, J. Wilms, C. S. Reynolds and L. W. Brenneman, *Broad emission lines for negatively spinning black holes*, Mon. Not. Roy. Astron. Soc. **409**, 1534 (2010) [arXiv:1007.4937 [astro-ph.HE]].
- [63] T. Dauser, J. Garcia, J. Wilms, M. Bock, L. W. Brenneman, M. Falanga, K. Fukumura and C. S. Reynolds, *Irradiation of an Accretion Disc by a Jet: General Properties and Implications for Spin Measurements of Black Holes*, Mon. Not. Roy. Astron. Soc. **430**, 1694 (2013) [arXiv:1301.4922 [astro-ph.HE]].
- [64] T. Dauser, J. Garcia, M. L. Parker, A. C. Fabian and J. Wilms, *The role of the reflection fraction in constraining black hole spin*, Mon. Not. Roy. Astron. Soc. **444**, L100 (2014) [arXiv:1408.2347 [astro-ph.HE]].
- [65] T. Kallman and M. Bautista, *Photoionization and High-Density Gas*, Astrophys. J. Suppl. **133**, 221 (2001).
- [66] C. Bambi, L. Modesto and L. Rachwal, *Spacetime completeness of non-singular black holes in conformal gravity*, JCAP **1705**, 003 (2017) [arXiv:1611.00865 [gr-qc]].
- [67] M. Zhou, Z. Cao, A. Abdikamalov, D. Ayzenberg, C. Bambi, L. Modesto and S. Nampalliwar, *Testing conformal gravity with the supermassive black hole in 1H0707-495*, Phys. Rev. D **98**, 024007 (2018) [arXiv:1803.07849 [gr-qc]].
- [68] F. A. Harrison et al., *The nuclear spectroscopic telescope array (NuSTAR) high-energy X-ray mission*, Astrophys. J. **770**, 103 (2013).
- [69] J. A. García, J. E. McClintock, J. F. Steiner, R. A. Remillard and V. Grinberg, *An Empirical Method for Improving the Quality of RXTE PCA Spectra*, Astrophys. J. **794**, 73 (2014) [arXiv:1408.3607 [astro-ph.HE]].
- [70] J. A. García, J. F. Steiner, J. E. McClintock, R. A. Remillard, V. Grinberg and T. Dauser, *X-ray Reflection Spectroscopy of the Black Hole GX 3394: Exploring the Hard State With Unprecedented Sensitivity*, Astrophys. J. **813**, 84 (2015) [arXiv:1505.03607 [astro-ph.HE]].
- [71] J. García et al., *Improved Reflection Models of Black-Hole Accretion Disks: Treating the Angular Distribution of X-rays*, Astrophys. J. **782**, 76 (2014) [arXiv:1312.3231 [astro-ph.HE]].
- [72] K. A. Arnaud, *Astronomical Data Analysis Software and Systems V*, **101**, 17 (1996).
- [73] J. Wilms, A. Allen and R. McCray, *On the absorption of X-rays in the interstellar medium*, Astrophys. J. **542**, 914 (2000).
- [74] D. A. Verner, G. J. Ferland, K. T. Korista and D. G. Yakovlev, *Atomic data for astrophysics. 2. New analytic FITS for photoionization cross-sections of atoms and ions*, Astrophys. J. **465**, 487 (1996) [astro-ph/9601009].
- [75] T. Dauser, J. A. García, J. Wilms et al., *Irradiation of an accretion disc by a jet: general properties and implications for spin measurements of black holes*, Mon. Not. Roy. Astron. Soc. **430**, 1694 (2013).
- [76] R. I. Hynes, D. Steeghs, J. Casares et al., *Dynamical evidence for a black hole in GX 339-4*, Astrophys. J. **583**, L95 (2003).
- [77] D. Foreman-Mackey, D. W. Hogg, D. Lang and J. Goodman, *emcee: The MCMC Hammer*, Publ. Astron. Soc. Pac. **125**, 306 (2013) [arXiv:1202.3665 [astro-ph.IM]].
- [78] J. F. Steiner et al., *A Broad Iron Line in LMC X-1*, Mon. Not. Roy. Astron. Soc. **427**, 2552 (2012) [arXiv:1209.3269 [astro-ph.HE]].
- [79] Y. Xu, S. Nampalliwar, A. B. Abdikamalov, D. Ayzenberg, C. Bambi, T. Dauser, J. A. García and J. Jiang, *A study of the strong gravity region of the black hole in GS 1354-645*, Astrophys. J. **865**, 134 (2018) [arXiv:1807.10243 [gr-qc]].
- [80] Y. Zhang, A. B. Abdikamalov, D. Ayzenberg, C. Bambi, T. Dauser, J. A. García and S. Nampalliwar, *About the Kerr nature of the stellar-mass black hole in GRS 1915+105*, Astrophys. J. **875**, 41 (2019) [arXiv:1901.06117 [gr-qc]].