

Non-strange dibaryons studied in the $\gamma d \rightarrow \pi^0 \pi^0 d$ reaction

T. Ishikawa^{a,*}, H. Fujimura^{a,1}, H. Fukasawa^a, R. Hashimoto^{a,2}, Q. He^{a,3}, Y. Honda^a,
 T. Iwata^b, S. Kaida^a, H. Kanda^{c,4}, J. Kasagi^a, A. Kawano^d, S. Kuwasaki^a, K. Maeda^c,
 S. Masumoto^e, M. Miyabe^a, F. Miyahara^{a,5}, K. Mochizuki^a, N. Muramatsu^a,
 A. Nakamura^a, K. Nawa^a, S. Ogushi^a, Y. Okada^a, K. Okamura^a, Y. Onodera^a,
 K. Ozawa^f, Y. Sakamoto^d, M. Sato^a, H. Shimizu^a, H. Sugai^{a,6}, K. Suzuki^{a,7},
 Y. Tajima^b, S. Takahashi^a, Y. Taniguchi^a, Y. Tsuchikawa^{a,8}, H. Yamazaki^{a,9},
 R. Yamazaki^a, H.Y. Yoshida^b

^aResearch Center for Electron Photon Science (ELPH), Tohoku University, Sendai 982-0826, Japan

^bDepartment of Physics, Yamagata University, Yamagata 990-8560, Japan

^cDepartment of Physics, Tohoku University, Sendai 980-8578, Japan

^dDepartment of Information Science, Tohoku Gakuin University, Sendai 981-3193, Japan

^eDepartment of Physics, University of Tokyo, Tokyo 113-0033, Japan

^fInstitute of Particle and Nuclear Studies, High Energy Accelerator Research Organization (KEK),
 Tsukuba 305-0801, Japan

Abstract

Coherent double neutral-pion photoproduction on the deuteron, $\gamma d \rightarrow \pi^0 \pi^0 d$, has been experimentally studied at incident photon energies ranging from 0.75 to 1.15 GeV. The total cross section as a function of the γd center-of-mass energy shows resonance-like behavior, which peaks at approximately 2.47 and 2.63 GeV. The measured angular distribution of deuteron emission is rather flat, which cannot be reproduced by the kinematics of quasi-free $\pi^0 \pi^0$ production with deuteron coalescence. In $\pi^0 d$ invariant-mass distributions, a clear peak is observed at 2.14 ± 0.01 GeV/ c^2 with a width of 0.09 ± 0.01 GeV/ c^2 . The spin-parity of this state is restricted to 1^+ , 2^+ or 3^- from the angular distributions of the two π^0 s. The present work shows strong evidence for the existence of an isovector dibaryon resonance with a mass of 2.14 GeV/ c^2 . The 2^+ assignment is consistent with the theoretically predicted \mathcal{D}_{12} state, and also with the energy dependence of the πd partial-wave amplitude 3P_2 for the $\pi^\pm d \rightarrow \pi^\pm d$ and $\pi^+ d \rightarrow pp$ reactions.

Keywords: Coherent meson photoproduction, Dibaryon resonance

The study of two-baryon systems (dibaryons) has a long history [1]. Since the quark picture of a nucleon was established, a dibaryon has become a more interesting object to investigate a phase change of its basic configuration from a molecule-like state consisting of two baryons (such as the deuteron) to a hexaquark hadron state, which is expected to appear as a spatially-compact exotic particle. Understanding dibaryons would not only give a clue to the solution of the current problem in hadron physics, but also provide an insight into the nuclear equation of state and the interior of a neutron star [2].

Recently, a dibaryon resonance $d^*(2380)$ with $M=2.37 \text{ GeV}/c^2$, $\Gamma=0.07 \text{ GeV}/c^2$, and $I(J^\pi)=0(3^+)$ has been observed in the $pn \rightarrow \pi^0 \pi^0 d$ reaction by the CELSIUS/WASA and WASA-at-COSY collaborations [3, 4]. The $d^*(2380)$ may be attributed to an isoscalar $\Delta\Delta$ quasi-bound state \mathcal{D}_{03} , which was predicted by Dyson and Xuong [5] as a member of the sextet non-strange dibaryons \mathcal{D}_{IJ} with isospin I and spin J : \mathcal{D}_{01} , \mathcal{D}_{10} , \mathcal{D}_{12} , \mathcal{D}_{21} , \mathcal{D}_{03} , and \mathcal{D}_{30} . The total cross sections were measured for the $\gamma d \rightarrow \pi^0 \pi^0 d$ reaction below the incident energy of 0.88 GeV at the Research Center for Electron Photon Science (ELPH), Tohoku University [6]. A slight enhancement corresponding to $d^*(2380)$ was observed in the excitation function for the γd center-of-mass (CM) energy $W_{\gamma d}=2.38\text{--}2.61$ GeV although it was not statistically significant. A preliminary result obtained by the A2 collaboration at the Mainz MAMI accelerator also apparently showed a similar enhancement above an incident energy of 0.41 GeV ($W_{\gamma d} = 2.22$ GeV) [7].

It is important to establish the excitation spectrum of dibaryons in order to understand their internal structures. Many experimental investigations of the sextet members have been made, and candidates for almost all the members seem to be found. Dyson and Xuong predicted them using the masses of the three experimentally observed states: the deuteron \mathcal{D}_{01} , the 1S_0 - NN virtual state \mathcal{D}_{10} , and a resonance-like structure corresponding to \mathcal{D}_{12} which appears at $M=2.16 \text{ GeV}/c^2$ in the $\pi^+ d \rightarrow pp$ reaction [8]. Moreover, in addition to the observation of a \mathcal{D}_{03} candidate $d^*(2380)$, an enhancement corresponding to an isotensor ΔN dibaryon, \mathcal{D}_{21} , is observed in the quasi-free $pp \rightarrow \pi^+ \pi^- pp$ reaction [9], and a hint of an $I = 3$ $\Delta\Delta$ dibaryon, \mathcal{D}_{30} , is obtained in the $pp \rightarrow \pi^- \pi^- \pi^+ \pi^+ pp$ reaction [10]. However, the dibaryonic interpretations of the experimental data for some members are still questionable.

Theoretically, Mulders et al. studied the sextet dibaryons using a bag model [11, 12]. They predict that \mathcal{D}_{03} has $M=2.36 \text{ GeV}/c^2$ and strongly (weakly) couples to the 7S_3 - $\Delta\Delta$ (3D_3 - NN) state. They also predict that \mathcal{D}_{12} has $M=2.36 \text{ GeV}/c^2$ and couples to the

*Corresponding author. Tel.: +81 22 743 3400; fax: +81 22 743 3401.

Email address: ishikawa@lms.tohoku.ac.jp (T. Ishikawa)

¹Present address: Department of Physics, Wakayama Medical University, Wakayama 641-8509, Japan

²Present address: Institute of Materials Structure Science (IMSS), High Energy Accelerator Research Organization (KEK), Tsukuba 305-0801, Japan

³Present address: Institute of Fluid Physics, China Academy of Engineering (CAEP), Mianyang 621900, China

⁴Research Center for Nuclear Physics (RCNP), Osaka University, Ibaraki 567-0047, Japan

⁵Present address: Accelerator Laboratory, High Energy Accelerator Research Organization (KEK), Tsukuba 305-0801, Japan

⁶Present address: Gunma University Initiative for Advanced Research (GIAR), Maebashi 371-8511, Japan

⁷Present address: The Wakasa Wan Energy Research Center, Tsuruga 914-0192, Japan

⁸Present address: Department of Physics, Nagoya University, Nagoya 464-8602, Japan

⁹Present address: Radiation Science Center, High Energy Accelerator Research Organization (KEK), Tokai 319-1195, Japan

1D_2 - NN and 5S_2 - $N\Delta$ states. Gal and Garcilazo analyzed \mathcal{D}_{03} and \mathcal{D}_{12} using three-body hadronic models [13]. They obtain $M=2.38$ (2.15) GeV/c^2 for \mathcal{D}_{03} (\mathcal{D}_{12}) by solving $\pi N\Delta$ (πNN) Faddeev equations. Platonova and Kukulin predicts the $\mathcal{D}_{03} \rightarrow \pi\mathcal{D}_{12}$ decay, and additional isoscalar and isovector dibaryons [14]. Experimentally, \mathcal{D}_{12} is given as the 3P_2 multipole strength at $M=2.18$ GeV/c^2 in $\pi^\pm d$ elastic scattering by a partial-wave analysis [15]. The corresponding 1D_2 - pp amplitude also shows the same structure in the $\pi^\pm d \rightarrow pp$ reaction [16]. The SAID group provides a pole for \mathcal{D}_{12} [17] from a combined analysis of πd elastic scattering, the $\pi d \rightarrow pp$ reaction, and pp elastic scattering. Hoshizaki shows the \mathcal{D}_{12} state is required to explain the pp and πd phase parameters [18], and excludes the interpretation of the state as a cusp or a virtual state [19]. Platonova and Kukulin also claim that conventional meson-exchange models do not explain the $pp \rightarrow \pi^\pm d$ reaction [20]. Recently, preliminary results for \mathcal{D}_{12} candidates observed in the $\gamma d \rightarrow \pi^+ \pi^- d$ reaction are reported [21, 22], showing a peak with $M=2.1$ – 2.2 GeV/c^2 and $\Gamma \simeq 0.1$ GeV/c^2 in both the $\pi^\pm d$ invariant-mass distributions. The peak position is close to the sum of the N and Δ masses.

There is no doubt that the πd system has a resonance-like structure around 2.15 GeV/c^2 . If the existence of this resonance \mathcal{D}_{12} is verified, our understanding of the sextet dibaryons would be strongly deepened. To study \mathcal{D}_{12} , the $\gamma d \rightarrow \pi^0 d$ reaction is a convenient approach. However, the resonance, if observed, can be also understood as a quasi-free (QF) Δ excitation from a nucleon in the deuteron. To find \mathcal{D}_{12} in the $\pi^0 d$ system through the $\gamma d \rightarrow \pi^0 \pi^0 d$ reaction is more advantageous, because the QF Δ excitation is kinematically separable: the kinetic energy given to the deuteron is very small in most cases for QF $\pi^0 \pi^0$ production on a nucleon followed by deuteron coalescence (QFC). In addition, a generated $\pi^0 d$ resonance following π^0 emission requires an isoscalar coupling in the initial γd state. This constraint in addition to a very small $\gamma \pi^0$ coupling may reduce contributions from non-resonance processes. In this Letter, we study the $\gamma d \rightarrow \pi^0 \pi^0 d$ reaction, aiming to observe \mathcal{D}_{12} in the $\pi^0 d$ system ($I=1$) through π^0 decay from a possible higher-mass dibaryon in the $\pi^0 \pi^0 d$ system ($I=0$).

A series of experiments [23] were carried out using a bremsstrahlung photon beam from 1.20-GeV circulating electrons in a synchrotron [24] at ELPH. The photon beam is provided by inserting a carbon fiber into the circulating electrons [25, 26]. The energy of each photon is determined by detecting the post-bremsstrahlung electron with a photon-tagging counter, STB-Tagger II. The tagging energy of the photon beam ranges from 0.75 to 1.15 GeV. The target used in the experiments was liquid deuterium with a thickness of 45.9 mm. All the final-state particles in the $\gamma d \rightarrow \pi^0 \pi^0 d$ reaction were measured with the FOREST detector [27]. FOREST consists of three different electromagnetic calorimeters (EMCs): 192 CsI crystals, 252 lead scintillating-fiber modules, and 62 lead-glass counters. A plastic-scintillator hodoscope (PSH) is placed in front of each EMC to identify charged particles. FOREST covers the solid angle of $\sim 88\%$ in total. The typical photon-tagging rate was 20 MHz, and the photon transmittance (the so-called tagging efficiency) was $\sim 53\%$ [25]. The trigger condition of the data acquisition (DAQ), which required to detect more than one final-state particles in coincidence with a photon-tagging signal [27], was the same as that in Ref. [6]. The average trigger rate was 1.7 kHz, and the average DAQ efficiency was 79%.

Event selection is made for the $\gamma d \rightarrow \pi^0 \pi^0 d \rightarrow \gamma \gamma \gamma \gamma d$ reaction. Initially, events containing four neutral particles and a charged particle are selected. The time difference between every two neutral EMC clusters out of four is required to be less than three times

that of the time resolution for the difference. The charged particles are detected with the forward PSH. The time delay from the response of the four neutral clusters is required to be longer than 1 ns. The deposit energy of a charged particle in PSH is required to be greater than twice that of the minimum ionizing particle. Further selection is made by applying a kinematic fit with six constraints: energy and three-momentum conservation, and every $\gamma\gamma$ invariant-mass being the π^0 mass. The momentum of the charged particle is obtained from the time delay assuming that the charged particle has the deuteron mass. Events for which the χ^2 probability is higher than 0.4 are selected to reduce those from other background processes. Events from deuteron misidentification in the most competitive QF $\gamma p' \rightarrow \pi^0 \pi^0 p$ reaction are less than 3%. Finally, sideband-background subtraction is performed for accidental-coincidence events detected in STB-Tagger II and FOREST.

The total cross section is obtained by estimating the acceptance of $\gamma\gamma\gamma d$ detection in a Monte-Carlo simulation based on Geant4 [28]. Here, the event generation is modified from pure phase-space generation to reproduce the following three measured distributions: the $\pi\pi$ invariant mass $M_{\pi\pi}$, the πd invariant mass $M_{\pi d}$, and the deuteron emission angle $\cos\theta_d$ in the γd -CM frame. Fig. 1 shows the total cross section σ as a function of $W_{\gamma d}$. The data obtained in this work are consistent with the previously obtained data [6] within errors. The systematic uncertainty of σ is also given in Fig. 1. It includes the uncertainty of event selection in the kinematic fit, that of acceptance owing to the uncertainties of the $M_{\pi\pi}$, $M_{\pi d}$, and $\cos\theta_d$ distributions in event generation of the simulation, that of detection efficiency of deuterons, and that of normalization resulting from the numbers of target deuterons and incident photons.

The excitation function is not monotonically increasing but shows resonance-like behavior peaked at around 2.47 and 2.63 GeV. The two-peak structure is similar to the excitation function of the $\gamma N \rightarrow \pi^0 \pi^0 N$ reaction with two peaks at the γN -CM energy $W_{\gamma N}$ of ~ 1.5 and ~ 1.7 GeV [29, 30], corresponding to the second- and third-resonance regions of the nucleon. A naive interpretation of this behavior may be a QF excitation of the nucleon in the deuteron. The solid line in Fig. 1 shows a calculation performed by Fix and Ahrenhövel (FA) based on the QFC mechanism [31]. The calculation reproduces the data surprisingly well. A calculation performed by Egorov and Fix based [32] on the QFC mechanism also gives a similar excitation function as shown in Fig. 1 (dotted line). However, as discussed later, the kinematic condition for the obtained data completely differs from the QFC process.

The differential cross sections, $d\sigma/dM_{\pi\pi}$, $d\sigma/dM_{\pi d}$, and $d\sigma/d\Omega_d$, are obtained for each group of photon-tagging channels divided into four groups as shown in Fig. 2. The experimental data are presented by histograms with statistical errors, the systematic uncertainties by hatched histograms and FA calculations by the solid curves. The $d\sigma/dM_{\pi\pi}$ shows no prominent feature, increasing monotonically with increase of $M_{\pi\pi}$ from the minimum to the maximum of the available energy. In contrast, the momenta of the two π^0 s are correlated in the QFC mechanism. This is partly because the quasi-free $\gamma n \rightarrow \pi^0 \pi^0 n$ reaction shows an enhancement in the central part of the $M_{\pi\pi}$ spectrum [29, 30]. Additionally, to coalesce into a deuteron, the two π^0 s should be emitted so as to compensate for the momentum given to the QF participant nucleon. Therefore, every FA calculation yields an enhancement in the central region of the spectrum. The $d\sigma/dM_{\pi d}$ shows two peaks. The centroid of the low-mass peak is ~ 2.15 GeV/ c^2 independently of the incident energy. However, that of the high-mass peak decreases with a decrease in the incident energy, and finally the two peaks are merged into a bump. The high-mass peak reflects the

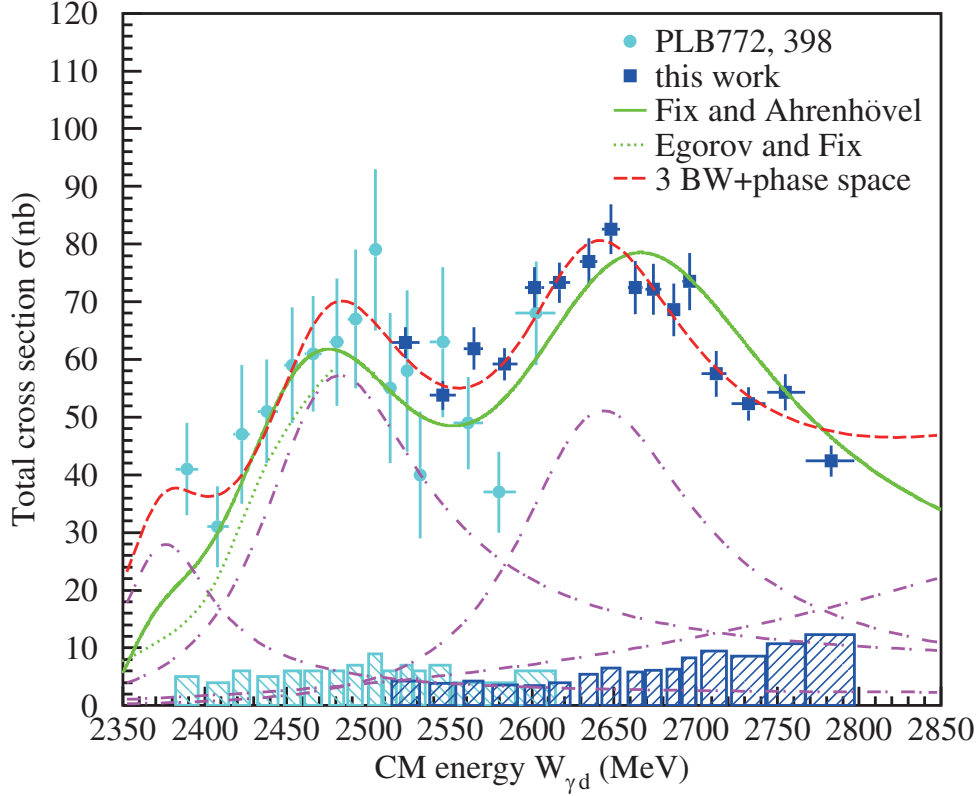


Figure 1: Total cross section σ as a function of $W_{\gamma d}$. The squares (blue) show σ obtained in this work, while the circles (cyan) show that presented in Ref. [6]. The horizontal error of each data point corresponds to the coverage of the incident photon energy, and the vertical error shows the statistical error of σ . The solid and dotted curves (green) show theoretical calculations given in Ref. [31] and [32], respectively. The dashed curve (red) shows the fitted function in Eq. (1): a sum of three BW peaks and phase-space contributions. Each contribution to it is shown in a dash-dotted curve (magenta). The lower hatched histograms (blue and cyan) show the systematic errors of σ in this work and in Ref. [6], respectively.

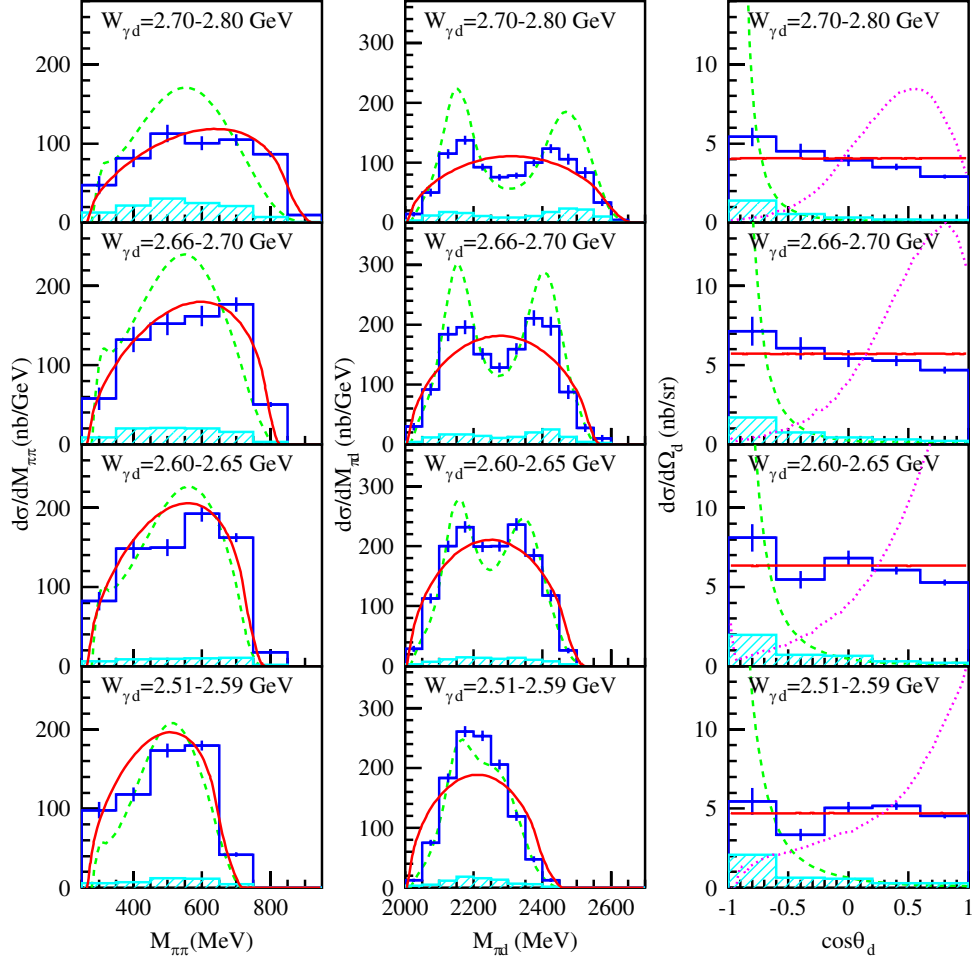


Figure 2: Differential cross sections $d\sigma/dM_{\pi\pi}$ (left), $d\sigma/dM_{\pi d}$ (central), and $d\sigma/d\Omega_d$ (right) for all the four photon-tagging groups. The lower hatched histograms (cyan) show the corresponding systematic errors. The dashed curves (green) show the FA calculations based on the QFC mechanism. The solid (red) and dotted (magenta) curves correspond to the pure phase-space and semi-QF processes, respectively, where their yields are normalized so that the total cross section should be the same.

appearance of the $2.15\text{-GeV}/c^2$ peak in $d\sigma/dM_{\pi d}$ between the other pion and deuteron (reflection). This interpretation becomes obvious by looking at Fig. 3 which shows the correlation between $W_{\gamma d}$ and $M_{\pi d}$ and that between two $M_{\pi d}$ s. The loci corresponding to $M_{\pi d} = 2.15\text{ GeV}/c^2$ are clearly observed. It should be noted that the incident energy limits the area in each correlation. The $M_{\pi d}$ spectra of the FA calculations shown in Fig. 2 (central) also show a similar spectrum having two peaks, which are caused by QF $\pi^0\Delta$ production.

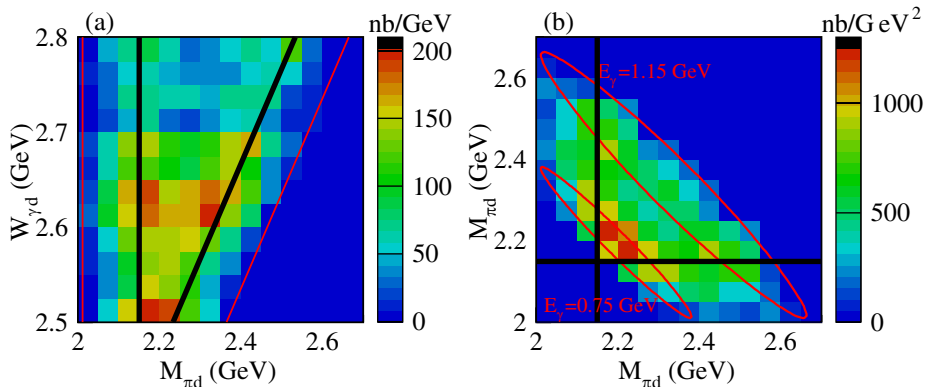


Figure 3: (a) Correlation between $W_{\gamma d}$ and $M_{\pi d}$ ($d\sigma/dM_{\pi d}$). The narrow lines (red) represent the maximum and minimum values of $M_{\pi d}$ at a fixed incident photon energy, and the bold lines (black) show the locus $M_{\pi d} = 2.15\text{ GeV}/c^2$ and its reflection. (b) Correlation between two $M_{\pi d}$ s ($d^2/dM_{\pi_1 d}/dM_{\pi_2 d}$). The curves (red) represent the boundaries of phase space at the incident energies of 750 and 1150 MeV. The bold lines (black) show the loci $M_{\pi d} = 2.15\text{ GeV}/c^2$.

A great difference between the FA calculation based on the QFC process and the experimental data appears in the angular distribution of $d\sigma/d\Omega_d$ in Fig. 2 (left). The experimentally obtained $d\sigma/d\Omega_d$ shows a gradually-increasing behavior with decrease of $\cos\theta_d$. While the FA calculation provides a strongly backward-peaking behavior. The main difference is observed at extremely backward angles where the acceptance is very low for the events. To confirm the difference is not originated from the detector acceptance, the raw angular distributions are also compared between the FA calculation and data. Fig. 4 shows the raw angular distributions (each distribution corresponds to the number of counts without acceptance correction) of deuteron emission in the γd -CM frame for the two highest-energy photon-tagging groups. The yield of the experimental data is relatively small at forward angles than that of the phase-space generation (solid curve in red) corresponding to $d\sigma/d\Omega_d$ shown in Fig. 2 (left). The difference is small between the distributions for the experimental data and pure phase-space generation. The FA calculation (dashed curve in green) shows a significant enhancement in a wide range of backward angles, and does not reproduce the experimental data.

The following semi-QF process may be considered: the first π^0 is emitted from the QF nucleon, subsequently the NN (ΔN) reaction occurs with the spectator nucleon to generate \mathcal{D}_{12} with a mass of $2.15\text{ GeV}/c^2$, followed by the second π^0 and deuteron emission. The kinematics of this process, however, creates a sideways peak in $d\sigma/d\Omega_d$ at high incident energies as shown in Fig. 2 (dotted curve in magenta). Apparently, the

semi-QF process does not reproduce the experimental distribution.

We conclude that the peak at $2.15 \text{ GeV}/c^2$ in the $M_{\pi d}$ spectrum is attributed to a dibaryon state, which can be generated in neither the QFC process nor the semi-QF process. This conclusion motivates the following interpretation for the resonance-like structure in Fig. 1: a dibaryon state can be formed from a deuteron and a photon; the generated state may be a loosely-coupled molecular state; it plays a role as a doorway to a more complicated dibaryon state. Of particular importance is the fact that there is no spectator nucleon in the observed reaction. We fit a function expressed by a sum of three Breit-Wigner (BW) peaks and phase-space contributions to the data. The function is given by

$$\sigma(W_{\gamma d}) = \sigma_{\text{PS}}(W_{\gamma d}) \left\{ 1 + \sum_{i=0}^2 \alpha_i L_{M_i, \Gamma_i}(W_{\gamma d}/c^2) \right\}, \quad (1)$$

where $\sigma_{\text{PS}}(W_{\gamma d})$ denotes σ for the phase-space contribution, $L_{M, \Gamma}(W_{\gamma d})$ represents a BW function with the centroid of M and width of Γ . The $M_0=2.37 \text{ GeV}/c^2$ and $\Gamma_0=0.07 \text{ GeV}/c^2$ are fixed to the values for $d^*(2380)$ [4], and the absolute values for $\sigma_{\text{PS}}(W_{\gamma d})$ are determined to fit the phase-space component in each $M_{\pi d}$ spectrum (see Fig. 5). The fitted function and each contribution to it are also plotted in Fig. 1. The obtained parameters for the two peaks are $(M_1, \Gamma_1)=(2.469 \pm 0.002, 0.120 \pm 0.003) \text{ GeV}/c^2$ and $(M_2, \Gamma_2)=(2.632 \pm 0.003, 0.132 \pm 0.005) \text{ GeV}/c^2$. Isoscalar dibaryons appear not only at $2.38 \text{ GeV}/c^2$ but also at 2.47 and $2.63 \text{ GeV}/c^2$. It should be noted that each observed peak may be comprised of several overlapping resonances and that the WASA-at-COSY data covering masses up to $2.56 \text{ GeV}/c^2$ do not show any signature of the $2.47\text{-GeV}/c^2$ dibaryon.

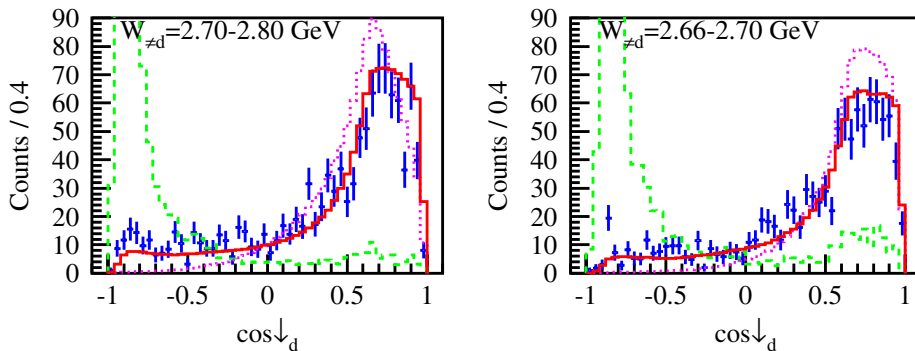


Figure 4: Raw angular distributions of deuteron emission (each distribution corresponds to the number of counts without acceptance correction) in the γd -CM frame for the two highest-energy photon-tagging groups. The dashed (green) and dotted (magenta) curves correspond to the FA calculation (QFC process) and semi-QF process. The solid curves (red) show the pure phase-space process. Here, the detector acceptance of each process is taken into account, and overall normalization is made so that the total counts (namely the area) should be the same as that for the experimental data.

To study the properties of the $2.15\text{-GeV}/c^2$ peak in $d\sigma/dM_{\pi d}$, we have analyzed the $M_{\pi d}$ spectra for the two highest-energy photon-tagging groups as shown in Fig 5 in more detail. Here, we consider the sequential and non-sequential processes of two- π^0 emission.

The contribution from the latter process is assumed to be proportional to the phase space. At first, the mass and width are determined by fitting a function, expressed as a sum of a BW-peak, its reflection, and phase-space contributions, to the $M_{\pi d}$ data. The function is given by convolution of a Gaussian with an experimental mass resolution of $\sigma_M = 0.011 \text{ GeV}/c^2$, and

$$N(m_1) = \int_{m_2} \left(\alpha |L_{M,\Gamma}(m_1) + L_{M,\Gamma}(m_2)|^2 + C \right) V_{\text{PS}}(m_1, m_2) dm_2, \quad (2)$$

where $V_{\text{PS}}(m_1, m_2)$ expresses the phase-space contribution, $L_{M,\Gamma}(m) = (m^2 - M^2 + iM\Gamma)^{-1}$ represents the BW amplitude with M and Γ . The acceptance is taken into account depending on $M_{\pi\pi}$, $M_{\pi d}$, and $\cos\theta_d$ to estimate $V_{\text{PS}}(m_1, m_2)$. The parameters obtained are $M = 2.140 \pm 0.011 \text{ GeV}/c^2$ and $\Gamma = 0.091 \pm 0.011 \text{ GeV}/c^2$. The mass is slightly lower than the sum of the N and Δ masses ($\sim 2.170 \text{ GeV}/c^2$), and the width is narrower than that of Δ ($\sim 0.117 \text{ GeV}/c^2$) [33]. It should be noted that the FA calculation does not reproduce the $M_{\pi d}$ distribution, either. The centroid of the second peak is higher at higher incident energy.

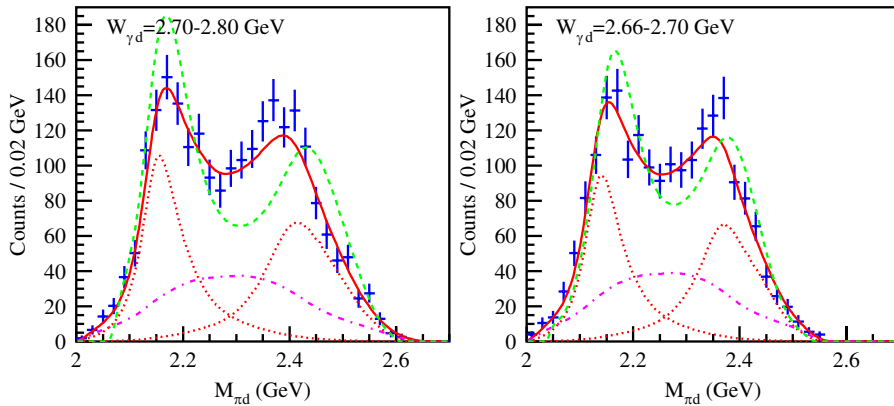


Figure 5: $M_{\pi d}$ spectra for the two highest-energy photon-tagging groups. The solid curves (red) show the fitted functions, expressed as a sum of a Breit-Wigner (BW) peak (dotted curves in red), its reflection (dotted curves in red), and phase-space (dash-dotted curves in magenta) contributions, to the data. Contributions of a BW peak and its reflection are summed up at an amplitude level. The dashed curves (green) correspond to the FA calculations with arbitrary normalization.

Information on the spin-parity of the dibaryon states has been deduced from angular distributions of π^0 s obtained for the events from $M_{\pi d} = 2.05\text{--}2.25 \text{ GeV}/c^2$ in Fig. 5. We define π_1 and π_2 as follows: π_2 is one of the two pions giving $2.05 \leq M_{\pi d} < 2.25 \text{ GeV}/c^2$, and π_1 is the other pion. Here, we assume π_1 is emitted first, leaving the $\pi_2 d$ system with $2.05 \leq M_{\pi d} < 2.25 \text{ GeV}/c^2$, and π_2 is emitted subsequently. We combine the data of the two highest-energy groups to analyze angular distributions. Fig. 6(a) shows the deduced π_1 angular distribution in the γd -CM frame with the z axis taken along the incident photon direction. The experimental distribution is mostly expressed by a sum of two terms, constant and proportional to $\cos\theta$. This $\cos\theta$ dependence is naturally understood as a result of interference between π_1 -emission amplitudes with different parities. The

π_2 angular distribution in the rest frame of the $\pi_2 d$ system is shown in Fig. 6(b), where the z axis is defined to be opposite to the π_1 -emission direction. Unlike Fig. 6(a), the distribution shows almost 90° symmetry. This implies that the $2.15\text{-GeV}/c^2$ resonance is made of a single J^π state or mixed states with the same parity. The FA calculation completely fails to reproduce both the angular distributions, due to the difference in the underlying reaction mechanism as discussed previously. A sharp peak at 0° in Fig. 6(a) is the reflection of the backward peak in $d\sigma/d\Omega_d$. In Fig. 6(b), the distribution takes an upward-convex shape being opposite to the experiment.

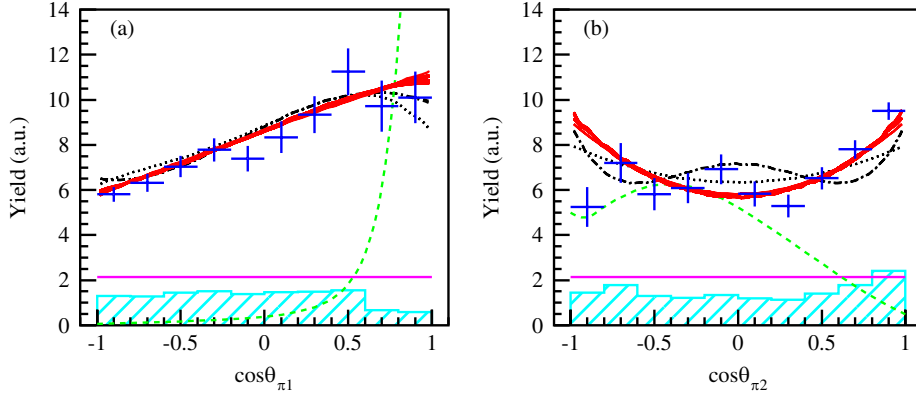


Figure 6: Acceptance-corrected angular distributions for π_1 in the γd -CM frame (z axis: the photon beam direction) (a), and for π_2 in the $\pi_2 d$ rest frame (z axis: the opposite direction to π_1) (b). Events with $M_{\pi_2 d}=2.05\text{--}2.25\text{ GeV}/c^2$ and $W_{\gamma d}=2.66\text{--}2.80\text{ GeV}$ are selected. The lower hatched histograms (cyan) show the corresponding systematic errors. The dashed curves (green) show the corresponding distributions in the FA calculations. The angular distributions are plotted with a shaded band (red) for $J_2^\pi=1^+, 2^+$, and 3^- , and with dotted and dash-dotted curves (black) for $J_2^\pi=1^-$ and 2^- , respectively. The solid horizontal lines (magenta) show the phase-space contributions.

We calculate the π_1 and π_2 angular distributions for the reaction sequence $\gamma d \rightarrow R_1 \rightarrow \pi_1 R_2 \rightarrow \pi_1 \pi_2 d$ using the density matrix (statistical tensor) formalism [34], where spins of R_1 and R_2 are denoted by J_1 and J_2 , respectively. The formalism incorporates the exchange symmetry between π_1 and π_2 . A possible contribution from non-sequential $\pi^0 \pi^0$ production is assumed to be proportional to the phase-space contribution, of which the fraction is determined from the $M_{\pi d}$ spectrum in Fig. 5 for each photon-tagging group. Since the π_2 angular distribution is almost symmetric with respect to $\cos \theta_{\pi_2}=0$, the interference effect may be small. Thus, the contributions from the sequential and non-sequential processes are summed up incoherently. A set of the amplitudes of sequential processes $A_{\Lambda\Lambda}$ is determined for all the $\Lambda=(L_0, J_1, L_1, J_2, L_2)$ combinations to reproduce the measured π_1 and π_2 angular distributions simultaneously (20 data points), where L_0, L_1 , and $L_2 \leq 2$ denote angular momenta carried by the incident photon, π_1 emission, and π_2 emission, respectively. An amplitude for a mixed state is given by $A_{\Lambda\Lambda'}=(A_{\Lambda\Lambda}A_{\Lambda'\Lambda'})^{1/2}$. The S -wave NN^* molecular states are assumed to play a role as a doorway to R_1 . Here, the considered N^* s are $D_{15}(1675)$, $F_{15}(1680)$, and $P_{13}(1720)$, which give dominant contributions in the $\gamma N \rightarrow \pi^0 \pi^0 N$ reaction in the relevant energy region [30]. Hence, J_1^π s under consideration are $1^+, 2^\pm$, and 3^\pm . Additionally, R_2 is assumed to be a single resonance,

namely $J_2=J'_2$ and $L_2=L'_2$.

In Fig. 6, also shown are the angular distributions calculated for $J_2^\pi=1^\pm$, 2^\pm , and 3^+ . The $J_2^\pi=0^\pm$ assignments are already excluded because of an isotropic distribution for π_2 emission. The assignments of $J_2^\pi=1^+$, 2^+ , and 3^- show almost the same quality to reproduce the angular distributions ($29 < \chi^2 < 32$). We reject the $J_2^\pi=1^-$ and 2^- assignments, giving worse distributions ($\chi^2=47$ and 55), respectively, with a confidence level of higher than 99.7% (3σ), and leave the possibility of $J_2^\pi=1^+$, 2^+ and 3^- . Regarding J_1^π , major components are 1^+ ($\sim 70\%$) and 2^- ($\sim 20\%$) for the case of $J_2^\pi=1^+$ and 2^+ , while they are distributed widely to $J_1^\pi=1^+$, 2^\pm , and 3^+ for $J_2^\pi=3^-$. The $J_2^\pi=2^+$ assignment not only coincides with the energy dependence of the 3P_2 - πd amplitude, but also supports the existence of the predicted \mathcal{D}_{12} state at $2.15 \text{ GeV}/c^2$. The $J_2^\pi=3^-$ assignment is consistent with the energy dependence of the 3D_3 - πd amplitude (about a half strength of 3P_2). There is no experimental sign for a 1^+ state, although two isovector 0^- and 2^- states at $2.2 \text{ GeV}/c^2$ have been reported recently [35].

In summary, the total and differential cross sections have been measured for the $\gamma d \rightarrow \pi^0 \pi^0 d$ reaction at $E_\gamma=0.75$ – 1.15 GeV . The total cross section as a function of $W_{\gamma d}$ shows resonance-like behavior, which peaks at approximately 2.47 and 2.63 GeV . The theoretical calculation based on the QFC mechanism reproduces its behavior well. However, the experimental angular distributions of deuteron emission can never be understood in the QFC mechanism. A possible scenario is that one nucleon in the deuteron is excited by photoabsorption but is still interacting with the other nucleon before emitting two π^0 s, forming a dibaryon resonance. In $\pi^0 d$ invariant-mass distributions corresponding to the state after emitting the first π^0 , a clear peak is observed at $2.14 \pm 0.01 \text{ GeV}/c^2$ with a width of $0.09 \pm 0.01 \text{ GeV}/c^2$. The angular distributions for the two π^0 s limit J^π of the state to 1^+ , 2^+ , or 3^- . The 2^+ assignment is consistent with the theoretically predicted \mathcal{D}_{12} state, and with the resonance structure of the 3P_2 - πd amplitude. The present work shows strong evidence for the existence of the $2.15\text{-GeV}/c^2$ isovector dibaryon in the $\pi^0 d$ channel, and of the 2.47 - and $2.63\text{-GeV}/c^2$ isoscalar dibaryons in the $\pi^0 \pi^0 d$ channel. These findings would give a base to explore dibaryon states lying at higher masses.

The authors express their gratitude to the ELPH accelerator staff for stable operation of the accelerators in the FOREST experiments. They acknowledge Mr. Kazue Matsuda, Mr. Ken'ichi Nanbu, and Mr. Ikuro Nagasawa for their technical assistance in the FOREST experiments. They also thank Prof. Alexander I. Fix for the theoretical calculations of the cross sections and fruitful discussion. This work was supported in part by the Ministry of Education, Culture, Sports, Science and Technology, Japan through Grants-in-Aid for Scientific Research (B) No. 17340063, for Specially Promoted Research No. 19002003, for Scientific Research (A) No. 24244022, for Scientific Research (C) No. 26400287, and for Scientific Research (A) No. 16H02188.

References

- [1] H. Clement, Prog. Part. Nucl. Phys. 93 (2017) 195.
- [2] A. Akmal, V.R. Pandharipande, D.G. Ravenhall, Phys. Rev. C 58 (1998) 1804.
- [3] M. Bashkanov, et al. (CELSIUS/WASA collaboration), Phys. Rev. Lett. 102 (2009) 052301.
- [4] P. Adlarson, et al. (WASA-at-COSY collaboration), Phys. Rev. Lett. 106 (2011) 242302.
- [5] F.J. Dyson, N.-H. Xuong, Phys. Rev. Lett. 13 (1964) 815.
- [6] T. Ishikawa, et al., Phys. Lett. B 772 (2017) 398.

- [7] M. Bashkanov, talk at XVII International Conference on Hadron Spectroscopy and Structure (HADRON2017) (2017); M. Günther, talk at HADRON2017 (2017); HADRON2017 website: (<http://hadron2017.usal.es/>).
- [8] B.S. Neganov, L.B. Parfenov, *J. Exp. Theor. Phys.* 7 (1958) 528.
- [9] P. Adlarson, et al. (WASA-at-COSY collaboration), *Phys. Rev. Lett.* 121 (2018) 052001.
- [10] P. Adlarson, et al. (WASA-at-COSY collaboration), *Phys. Lett. B* 762 (2016) 455.
- [11] P.J. Mulders, A.T. Aerts, J.J. de Swart, *Phys. Rev. D* 21 (1980) 2653.
- [12] P.J. Mulders, A.W. Thomas, *J. Phys. G* 9 (1983) 1159.
- [13] A. Gal and H. Garcilazo, *Nucl. Phys. A* 928 (2014) 73.
- [14] M.N. Platonova, V.I. Kukulín, *Nucl. Phys. A* 946 (2016) 117.
- [15] R.A. Arndt, I.I. Strakovsky, R.L. Workman, *Phys. Rev. C* 50 (1994) 1796.
- [16] R.A. Arndt, I.I. Strakovsky, R.L. Workman, D.V. Bugg, *Phys. Rev. C* 48 (1993) 1926.
- [17] C.H. Oh, R.A. Arndt, I.I. Strakovsky, R.L. Workman, *Phys. Rev. C* 56 (1997) 635..
- [18] N. Hoshizaki, *Phys. Rev. C* 45 (1992) R1424; N. Hoshizaki, *Prog. Theor. Phys.* 89 (1992) 251; N. Hoshizaki, *Prog. Theor. Phys.* 89 (1992) 563.
- [19] N. Hoshizaki, *Prog. Theor. Phys.* 89 (1992) 569.
- [20] M.N. Platonova, V.I. Kukulín, *Phys. Rev. C* 94 (2016) 054039.
- [21] R.A. Schumacher, talk at YITP workshop “Meson in Nucleus 2016” (MIN16) (2016); MIN16 website: (<http://www2.yukawa.kyoto-u.ac.jp/~min2016/>).
- [22] H. Kanda, talk at ELPH workshop “Meson Production and Meson-Baryon Interaction” (MPMBI) (2015); MPMBI website: (<http://www.lns.tohoku.ac.jp/workshop/c013/>).
- [23] T. Ishikawa, et al., *JPS Conf. Proc.* 10 (2016) 031001.
- [24] F. Hinode et al., *Proc. of 2005 Particle Accelerator Conference* (2005) 2458.
- [25] T. Ishikawa, et al., *Nucl. Instrum. Meth. A* 622 (2010) 1.
- [26] T. Ishikawa, et al., *Nucl. Instrum. Meth. A* 811 (2016) 124.
- [27] T. Ishikawa, et al., *Nucl. Instrum. Meth. A* 832 (2016) 108.
- [28] S. Agostinelli, et al., *Nucl. Instrum. Meth. A* 506 (2003) 250; J. Allison, et al., *IEEE Trans. Nucl. Sci.* 53 (2006) 270; Geant4 website: (<http://geant4.cern.ch/>).
- [29] Y. Assafiri, et al. (GRAAL collaboration), *Phys. Rev. Lett.* 90 (2003) 222001; J. Ajaka, et al. (GRAAL collaboration), *Phys. Lett. B* 651, 108 (2007).
- [30] M. Dieterle, et al. (A2 collaboration), *Eur. Phys. J. A* 51 (2015) 142.
- [31] A. Fix, H. Arenhövel, *Euro. Phys. J. A* 25 (2005) 115.
- [32] M. Egorov, A. Fix, *Nucl. Phys. A* 933 (2015) 104.
- [33] C. Patrignani, et al. (Particle Data Group), *Chin. Phys. C* 40 (2016) 100001.
- [34] L.C. Biedenharn, M.E. Rose, *Rev. Mod. Phys.* 25 (1953) 729.
- [35] V. Komarov, D. Tsirkov, et al., *Phys. Rev. C* 93 (2016) 065206.