

Physical descriptor for the Gibbs energy of inorganic crystalline solids and temperature-dependent materials chemistry

Christopher J. Bartel,¹ Samantha L. Millican,¹ Ann M. Deml,^{2,3} John R. Rumpitz,¹ William Tumas,³ Alan W. Weimer,¹ Stephan Lany,³ Vladan Stevanović,^{2,3} Charles B. Musgrave,^{1,3,4*} and Aaron M. Holder^{1,3*}

¹Department of Chemical and Biological Engineering, University of Colorado, Boulder, Colorado 80309, USA

²Department of Metallurgical and Materials Engineering, Colorado School of Mines, Golden, CO 80401, USA

³National Renewable Energy Laboratory, Golden, CO 80401, USA

⁴Department of Chemistry and Biochemistry, University of Colorado, Boulder, Colorado 80309, USA

*Correspondence to: charles.musgrave@colorado.edu, aaron.holder@colorado.edu

Abstract

The Gibbs energy, G , determines the equilibrium conditions of chemical reactions and materials stability. Despite this fundamental and ubiquitous role, G has been tabulated for only a small fraction of known inorganic compounds, impeding a comprehensive perspective on the effects of temperature and composition on materials stability and synthesizability. Here, we use the SISSO (sure independence screening and sparsifying operator) approach to identify a simple and accurate descriptor to predict G for stoichiometric inorganic compounds with ~ 50 meV atom⁻¹ (~ 1 kcal mol⁻¹) resolution, and with minimal computational cost, for temperatures ranging from 300-1800 K. We then apply this descriptor to $\sim 30,000$ known materials curated from the Inorganic Crystal Structure Database (ICSD). Using the resulting predicted thermochemical data, we generate thousands of temperature-dependent phase diagrams to provide insights into the effects of temperature and composition on materials synthesizability and stability and to establish the temperature-dependent scale of metastability for inorganic compounds.

Introduction

The progression of technology throughout history has been preceded by the discovery and development of new materials.¹ While the number of possible materials and the variety of their properties is virtually limitless, discovery of new compounds with superior properties that are also stable (or persistently metastable) and synthesizable is a tremendous undertaking that remains as an ongoing challenge to the materials science community.²⁻⁵ The leading paradigm in this effort is the use of first-principles computational methods, such as density functional theory (DFT), and materials informatics to rapidly populate, augment and analyze computational materials databases and screen candidate materials for target properties.^{6,7} However, despite the exploding growth of these databases with the number of compiled entries currently exceeding 50 million,⁸ only a small fraction of realized or potential materials have known Gibbs energies of formation, $\Delta G_f(T)$, which is critical for predicting the synthesizability and stability of materials at conditions of interest for numerous applications which operate at elevated temperature including thermoelectrics,⁹ ceramic fuel cells,¹⁰ solar thermochemical redox processes,¹¹ and CO₂ capture.¹²

Experimental approaches for obtaining $\Delta G_f(T)$ are demanding, and the number of researchers using calorimetry to determine $\Delta G_f(T)$ is significantly smaller than those focused on the discovery and synthesis of new materials. *Ab initio* computational approaches for determining $\Delta G_f(T)$, which involve calculating the vibrational contribution to $G(T)$ as a function of volume,¹³ have benefited from recent advances that reduce their computational cost.^{14,15} However, despite these advances, calculating the vibrational entropy of phonons quantum mechanically is still computationally demanding, with computed $G(T)$ available for fewer than 200 compounds in the Phonon database at Kyoto University (PhononDB).¹⁶ Highly populated and widely used materials databases currently tabulate 0 or 298 K enthalpies of formation, ΔH_f , which neglect the effects of temperature and entropy on stability. As a result, the growth of computational materials databases has far outpaced the tabulation of measured or computed $\Delta G_f(T)$ of materials, precluding researchers from obtaining a comprehensive understanding of the stability of inorganic compounds.

The use of machine learning and data analytics to accelerate materials design and discovery through descriptor-based property prediction is becoming a standard approach in materials science,¹⁷⁻²⁴ however, these techniques have not previously been used to predict the Gibbs energies of inorganic crystalline solids. Techniques based on symbolic regression have also shown that fundamental physics can be algorithmically obtained from experimental and computed data in the form of optimized analytical expressions of intrinsic properties (features).²⁵⁻²⁷ In this work, we apply a recently developed statistical learning approach, SISSO (sure independence screening and sparsifying operator)²⁸, to search a massive ($\sim 10^{10}$) space of mathematical

expressions and identify a descriptor for experimentally obtained $G(T)$ that for the first time enables $\Delta G_f(T)$ to be readily obtained from high-throughput DFT calculations of a single structure (i.e., a single unit cell volume). The descriptor is identified using experimental data²⁹ for 262 solid compounds and tested on a randomly chosen excluded set of 47 compounds with measured $G(T)$ and 131 compounds with first-principles computed¹⁶ $G(T)$. We then apply this descriptor to ~30,000 unique crystalline solids tabulated in the Inorganic Crystal Structure Database (ICSD) to generate the most comprehensive thermochemical data of inorganic materials to date.

Results

Trends in the Gibbs energies of compounds and elements Despite the variations of composition and structure exhibited by different inorganic crystalline compounds, $G(T)$ behaves remarkably similarly over a wide range of materials (**Fig. 1a**). This similarity prompts the hypothesis that although the underlying physical phenomena that give rise to $G(T)$ are complex to describe individually, a physically motivated descriptor could be predictive. The origin of the similar behavior of $G(T)$ can be understood from well-known thermodynamic relations, specifically that $\left(\frac{\partial G}{\partial T}\right)_P = -S \leq 0$ for mechanically stable compounds and that $G(T)$ must have negative concavity: $\left(\frac{\partial^2 G}{\partial T^2}\right)_P = -\left(\frac{\partial S}{\partial T}\right)_P = -\frac{C_P}{T} \leq 0$. Indeed, the negative first and second derivatives of experimental Gibbs energies as a function of temperature persist across the composition space of a diverse set of mechanically stable stoichiometric solid compounds (**Fig. 1a**). We reference the Gibbs energy, G , with respect to the formation enthalpy at 298 K, ΔH_f , because ΔH_f is readily obtained using existing high throughput computational methods – DFT total energy calculations and a suitable correction for the elemental phases:³⁰⁻³³

$$G^\delta(T) = G(T) - \Delta H_f(298 \text{ K}) \quad [1]$$

As expected, the temperature- and material-dependence of the enthalpic contribution to the Gibbs energy, G^δ , is small relative to the entropic contribution (TS). If the standard state formation enthalpy, ΔH_f , is known, the temperature-dependence of the enthalpy is reliably predicted with a simple linear fit ($R^2 \sim 0.97$, **Supplementary Equation 1**) for the 309 solid compounds considered in this work. This is assumed implicitly when the quasiharmonic approximation³⁴ of the phonon free energy is used to obtain $G(T)$, but is quantified here across a broad composition and temperature space.

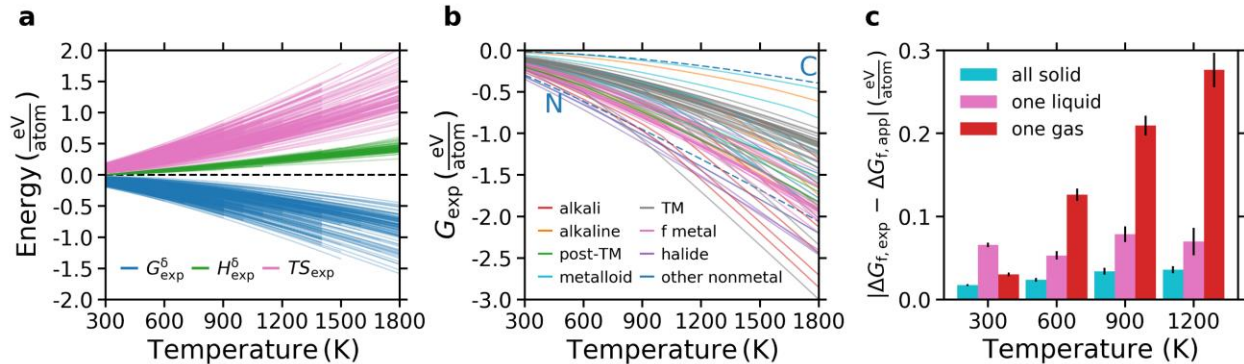


Figure 1. Contributions to the Gibbs energies of compounds. **a)** Experimentally obtained thermodynamic functions of 309 inorganic crystalline solid compounds obtained from FactSage. G^δ is defined in **Equation 1**. H^δ is the temperature-dependence of the enthalpy normalized to be zero at 298 K (**Supplementary Equation 1**), S is the absolute entropy, and T is temperature. The subscript, *exp*, indicates the quantity is obtained from experimental data. **b)** Experimentally determined absolute Gibbs energies of 83 elements obtained from FactSage. G_C (“C”) and G_N (“N”) are dashed and labeled as they are mentioned in the text. The subscript, *exp*, indicates the quantity is obtained from experimental data. **c)** Mean absolute error in assuming a cancellation of solid vibrational entropy between the compound and the elements comprising it. $\Delta G_f(T)$ is defined in **Equation 3**. The subscript, *app*, stands for approximation and $\Delta G_{f,app}(T)$ is defined in **Equation 4**. The error bars are standard errors of the sample mean. A violin plot corresponding with each bar is provided in **Supplementary Fig. 1**.

In addition to the thermodynamic quantities ΔH_f and $G^\delta(T)$, the chemical potentials of the elements $G_i(T)$ also play a critical role in the Gibbs formation energy, $\Delta G_f(T)$, and thus the temperature-dependent stability of a given compound:

$$\Delta G_f(T) = \Delta H_f(298 \text{ K}) + G^\delta(T) - \sum_{i=1}^N \alpha_i G_i(T) \quad [2]$$

where N is the number of elements in the compound, α_i is the stoichiometric weight of element i and G_i is the absolute Gibbs energy of element i . While even at low temperatures the differences in G_i between elements can be substantial (e.g., $G_C - G_N = 0.28 \text{ eV atom}^{-1}$ at 300 K), at higher temperatures, differences in G_i of $> 1 \text{ eV atom}^{-1}$ can result between solid and gaseous elements (e.g., $G_C - G_N = 1.12 \text{ eV atom}^{-1}$ at 1200 K, **Fig. 1b**). In contrast to the elemental Gibbs energies, G_i , which are tabulated and thus require no computation or experiment to obtain, the Gibbs energies of solid compounds, G^δ , are rarely tabulated and computationally demanding to calculate. Furthermore, assuming that all temperature-dependent effects can be captured by only including the elemental Gibbs energies and neglecting those of the solid compound results in an incomplete cancellation of errors and consequently inaccurate $\Delta G_f(T)$.

The temperature-dependence of the thermodynamic properties of solids have often been assumed to be negligible relative to that of gaseous species.³⁵ That is, the Gibbs energy is generally assumed to be primarily entropic and principally due to vibrations such that the temperature-dependence of the formation energies of solids is negligible. We examined this assumption for hundreds of solid compounds by

comparing the difference between the experimental $\Delta G_f(T)$ and the approximate $\Delta G_f(T)$ that results from assuming negligible temperature dependence of the solid phase:

$$\Delta G_{f,\text{app}}(T) = \Delta H_f(298 \text{ K}) - \sum_{i=1}^N \alpha_i G_{i,\text{gas}}(T). \quad [3]$$

Given a binary solid AB , if A and B are both solid at a given temperature, this assumption holds reasonably well and ΔH_f predicts $\Delta G_f(T)$ relatively accurately, e.g. with mean absolute errors of $\sim 50 \text{ meV atom}^{-1}$ at 900 K (**Fig. 1c**). However, if either A or B are liquid at a given temperature, this error grows to $\sim 100 \text{ meV atom}^{-1}$ at 900 K. Even more alarming is the error produced by this approximation if either A or B are gaseous at T , as is the case for oxides, nitrides, halides, etc. with mean absolute errors for $\Delta G_f(T)$ of $\sim 200 \text{ meV atom}^{-1}$ at 900 K. In this approximation, the chemical potential, $G_i(T)$, of the gaseous element and the formation enthalpy, ΔH_f , of the solid compound are taken from experiment and thus the larger error arises entirely from the missing quantity $G^\delta(T)$. The larger error that arises when an element is a gas or liquid, but not a solid, is due to the incomplete cancellation of the solid vibrational entropy of the elemental forms and the solid compound. That is, the distribution of phonon frequencies in the crystalline compound of A and B produce vibrational entropy S_{AB} and if A and B are elemental solids, they too have solid vibrational entropies S_A and S_B where from **Fig. 1c**, we can presume in general: $S_{AB} \approx S_A + S_B$. However, when, for example, A is a diatomic gas, the magnitude of the frequencies of the molecular vibrations of A are significantly larger and the incomplete cancellation of the vibrational entropy of AB and B leads to significant error as temperature increases.

Descriptor identification and performance Because ΔH_f and $G_i(T)$ are readily obtained from tabulated calculated or experimental results, it is the lack of tabulated $G^\delta(T)$ which prevents the tabulation of $\Delta G_f(T)$ in computational materials databases (**Equation 2**). The SISSO (sure independence screening and sparsifying operator) approach²⁸ was used to identify the following descriptor for $G^\delta(T)$:

$$G_{\text{SISSO}}^\delta(T) \left[\frac{\text{eV}}{\text{atom}} \right] = (-2.48 * 10^{-4} * \ln(V) - 8.94 * 10^{-5} m V^{-1}) T + 0.181 * \ln(T) - 0.882 \quad [4]$$

where V is the calculated atomic volume ($\text{\AA}^3 \text{ atom}^{-1}$), m is the reduced atomic mass (amu), and T is the temperature (K). SISSO efficiently selects this descriptor from a space of $\sim 3 \times 10^{10}$ candidate three-dimensional descriptors, where the dimensionality is defined as the number of fit coefficients (excluding the intercept). A training set of 262 compounds with 2,991 (T, G^δ) points was randomly selected from 309 inorganic crystalline solid compounds with experimentally measured $G^\delta(T)$ (**Fig. 1a**) and was used for descriptor identification. The remaining 47 compounds with 558 (T, G^δ) points were reserved for testing. The descriptor performs comparably on the training and test sets with mean absolute deviations between the descriptor and experiment of $< 50 \text{ meV atom}^{-1}$ on both sets (**Fig. 2**). Notably, there is some T -

dependence on the magnitude of residuals, with larger deviations as T (and therefore the magnitude of G^δ) increases (**Supplementary Fig. 2**). There are three plausible reasons for this: 1) the magnitude of G^δ being predicted increases so at fixed relative error, the magnitude of the residuals is larger, 2) the number of compounds with measured $G^\delta(T)$ decreases as T increases, and 3) the physics dictating G^δ at high T are more complex due to e.g., significant anharmonic vibrational effects that are less accurately captured by the simple model of **Equation 4**. Approximately 1/3 of the compounds considered have measured $G^\delta(1800\text{ K})$ and the mean absolute deviation (MAD) between G^δ_{SISSO} and G^δ_{exp} is found to increase from 53 meV atom⁻¹ to 92 meV atom⁻¹ from 1000 to 1800 K on the 47 compound test set. However, the relative MAD actually decreases from 14% to 11% over this same range on the test set, supporting reason (1) as a primary driver for the increasing residuals at elevated temperature. Violin plots of residuals for the training and test sets as a function of temperature are shown in **Supplementary Fig. 2**. More details of the approach used for descriptor identification can be found in **Methods**.

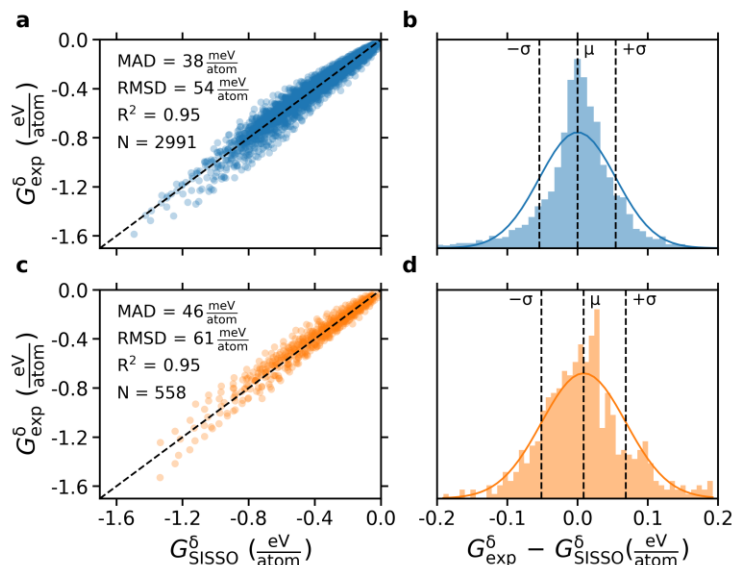


Figure 2. Descriptor performance. **a)** Performance of the SISSO-learned descriptor (**Equation 4**) on the training set. **b)** Distribution of residuals between the SISSO-learned descriptor and experiment on the training set. **c)** Performance of the SISSO-learned descriptor (**Equation 4**) on the test set. **d)** Distribution of residuals between the SISSO-learned descriptor and experiment on the test set. MAD is the mean absolute deviation, RMSD the root mean square deviation, N the number of points shown, μ the mean deviation and σ the standard deviation. The curved lines are normal distributions constructed from μ and σ .

While a number of elemental and calculated properties were considered as inputs, it is notable that SISSO selects a descriptor dependent on only three quantities – temperature, atomic mass, and (calculated) atomic volume. The identification of these properties agrees well with intuition regarding the properties that most significantly affect the magnitude of vibrational entropy and free energy.^{36,37} The phonon frequencies in a solid compound, ω , are proportional to the force constant of the vibrational mode, k , and

the reduced mass, m , of the vibrating atoms of the mode, with $\omega \sim \sqrt{k/m}$ in the harmonic oscillator approximation. As a mode's stiffness increases or its reduced mass decreases, its vibrational frequency increases, leading to a decrease in vibrational entropy and more positive Gibbs energies. This relationship is also apparent in the descriptor for $G^\delta(T)$, where m is included directly and V appears as a surrogate for k (larger atomic volumes being associated with less stiff bonds or lower k). At constant m and V , increasing temperature decreases G^δ when $-2.48 * 10^{-4} * \ln(V) - 8.94 * 10^{-5} mV^{-1} \leq 0.181 \ln(T)/T$. This condition is uniformly satisfied for all 309 compounds in the training and test sets from 300 to 1800 K, reflecting the expectation of the negative temperature-dependence of the Gibbs energy from fundamental thermodynamic expressions – e.g., $G = H - TS$. With V and T fixed, increases in m result in more negative Gibbs energies, agreeing with the behavior of a harmonic oscillator for which ω depends inversely on mass and G^δ depends inversely on ω . Finally, with m and T fixed, the descriptor (**Equation 4**) indicates that G^δ becomes more negative for larger V (for $V > 1 \text{ \AA}^3 \text{ atom}^{-1}$, i.e. all solid systems), in agreement with V acting as a surrogate for the bond stiffness in the expression for the frequencies of a harmonic oscillator. Importantly, V is the only structural parameter in **Equation 4** and therefore, at fixed composition (chemical formula), G^δ varies between structures (i.e., polymorphs) only as V varies and $G^\delta(V)$ dictates that less dense structures of the same composition will have more negative G^δ . Therefore, the prediction of polymorphic phase transitions is beyond the scope of this descriptor.

The quasiharmonic approximation (QHA) is commonly applied as an ab initio method for approximating G (in practice, G^δ).¹³ This approach typically requires a number of DFT calculations because the Helmholtz energy, including the electronic ground state energy and the free harmonic vibrational energy, must be calculated as a function of volume (typically over a range of 10 or more volumes). Because of the high computational cost associated with QHA calculations, the number of structures with calculated G is about 4 orders of magnitude less than the number of structures with calculated formation enthalpies, ΔH_f . As an additional test set for the SISSO-learned descriptor for G^δ , we compare our predictions to 131 compounds with tabulated G^δ in the PhononDB set which are not also in the experimental set compiled from FactSage used for training and testing the descriptor (**Fig. 3a-b**). For these compounds, the descriptor agrees well with the ab initio values calculated using QHA, with a mean absolute deviation of 60 meV atom⁻¹. Notably, there is a nearly systematic underestimation of QHA-calculated G^δ by the descriptor with $G^\delta_{\text{QHA}} > G^\delta_{\text{SISSO}}$ for 98% of (T, G^δ) points in this set. Comparing QHA to experiment for an additional 37 compounds with experimentally measured G^δ available in FactSage reveals a similar systematic deviation with $G^\delta_{\text{QHA}} > G^\delta_{\text{exp}}$ for 94% of points (**Fig. 3c-d**). A number of factors likely contribute to the systematic offset between QHA and experiment including the approximations associated with the calculation (e.g., DFT functional and approximation to anharmonic vibrations), the neglect of additional contributions to the

Gibbs energy including configurational and electronic entropy, and potential impurities or defects in the experimentally measured samples. It is notable that the deviation between G^{δ}_{QHA} and G^{δ}_{exp} is mostly systematic ($R^2 \sim 0.97$), so stability predictions based on convex hull phase diagrams constructed using ab initio G^{δ}_{QHA} should benefit from a fortuitous cancellation of errors, leading to even lower errors in practice than the already small deviation of 41 meV atom⁻¹ on average. Remarkably, for the same set of 37 compounds, our descriptor has lower mean absolute deviation from experiment than QHA (Fig. 3e-f) but does not exhibit this systematic underestimation of the magnitude of G^{δ} owing to its exclusive use of experimentally measured data for descriptor selection. While this magnitude of deviation for G^{δ} between experiment and prediction (using either QHA or the SISSO-learned descriptor) has been quoted as chemical accuracy (~ 1 kcal mol⁻¹) in the context of ΔH_f ,³⁸ it is important to note that temperature-dependent predictions of stability using Gibbs formation energies, $\Delta G_f(T)$, will be affected by errors in both $G^{\delta}(T)$ and the temperature-independent ΔH_f .

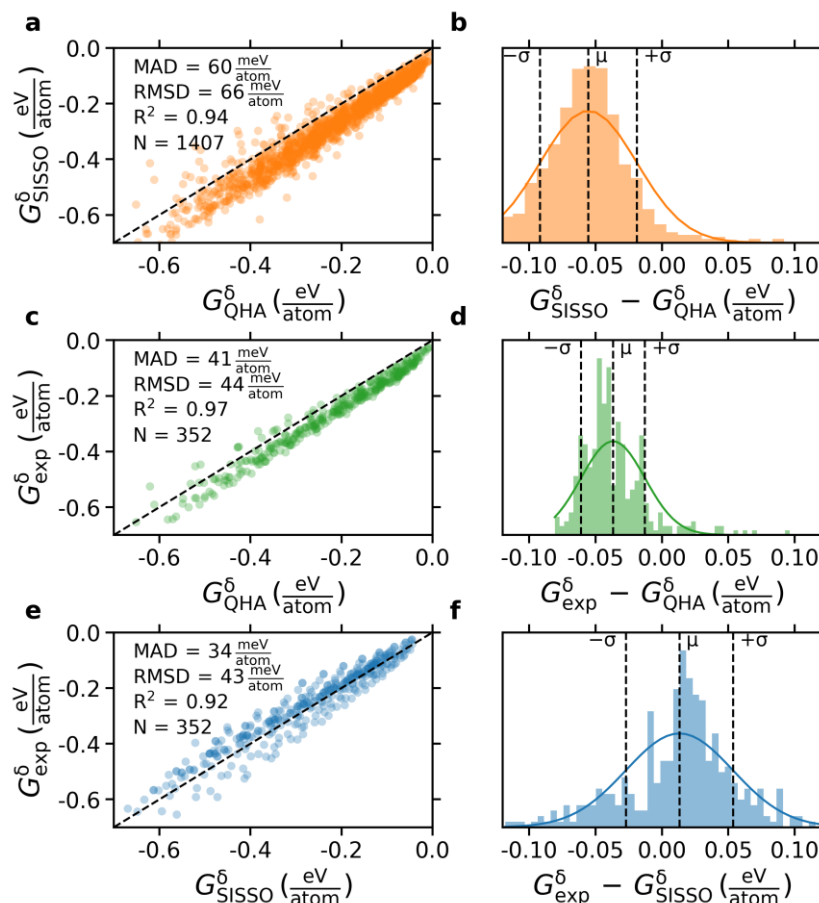


Figure 3. Benchmarking descriptor against ab initio methods. **a)** Comparing the SISSO-learned descriptor to QHA for 131 compounds not in the experimental dataset used to train or test the descriptor. **b)** Distribution of residuals shown in **(a)**. **c)** Comparing QHA to experiment for 37 compounds which appear in both FactSage and PhononDB. **d)** Distribution of residuals shown in **(c)**. **e)** Comparing the SISSO-learned descriptor to experiment of these same 37

compounds shown in (c). **f**) Distribution of residuals shown in (e). The annotation within each figure is provided in the **Fig. 2** caption.

Thermochemical reaction equilibria We combine our high-throughput model for the prediction of $G^\delta(T)$ with tabulated and readily-available DFT calculated ΔH_f and experimental Gibbs energies for the elements, $G_f(T)$ into **Equation 2** to enable the rapid prediction of $\Delta G_f(T)$ from a single DFT total energy calculation. Thus, reaction energetics, thermochemical equilibrium product distributions, and temperature-dependent compound stability can be assessed for the millions of structures currently compiled in materials databases. This unprecedented ability to rapidly predict reaction equilibria for reactions involving solid compounds is illustrated in **Fig. 4** for a small set of example reactions. In **Fig. 4a**, the Gibbs energy of reaction, $\Delta G_{\text{rxn}}(T)$, which dictates the equilibrium spontaneity of any reaction event, is demonstrated for: the decomposition of SnSe,³⁹ solar thermochemical hydrogen generation by the Zn/ZnO redox cycle,⁴⁰ the carbothermal reduction of NiO to Ni,⁴¹ the oxidation of MoS₂,⁴² and the corrosion of CrN by water.⁴³ In each case, ΔG_{rxn} computed from the SISSO-learned descriptor for $G^\delta(T)$ agrees both qualitatively and quantitatively with ΔG_{rxn} resulting from the experimental values for $G^\delta(T)$. As a more sophisticated demonstration, **Fig. 4b** shows the equilibrium product distribution based on Gibbs energy minimization for the hydrolysis of Mo₂N to MoO₂ in the context of solar thermochemical ammonia synthesis.⁴⁴ In this analysis, Mo₂N and H₂O are placed in a theoretical chamber at 1 atm fixed pressure and allowed to reach thermodynamic equilibrium with a set of allowed products – MoO₂, Mo, NH₃, H₂, and N₂ – where the equilibrium product distribution at each temperature is that which minimizes the combined Gibbs formation energy of all species in the chamber. Even for this relatively complex system, the predicted product distribution based on the descriptor for $G^\delta(T)$ agrees both qualitatively and quantitatively with the product distribution calculated from the experimental $G^\delta(T)$. While this capability is demonstrated here to illustrate the utility of the identified descriptor for a few example reactive systems, this procedure is readily amenable for predicting reaction equilibria and product distributions in a high-throughput manner with numerous reacting species for a wide range of solid-state reactions. The accuracy of the descriptor-predicted reaction energies for new systems will be dependent not only on the effectiveness of $G^\delta_{\text{SISSO}}(T)$ to approximate $G^\delta_{\text{exp}}(T)$ but also on the extent to which DFT-predicted ΔH_f agrees with experiment as both parameters are required to obtain $\Delta G_f(T)$ (**Equation 2**) and therefore $\Delta G_{\text{rxn}}(T)$.

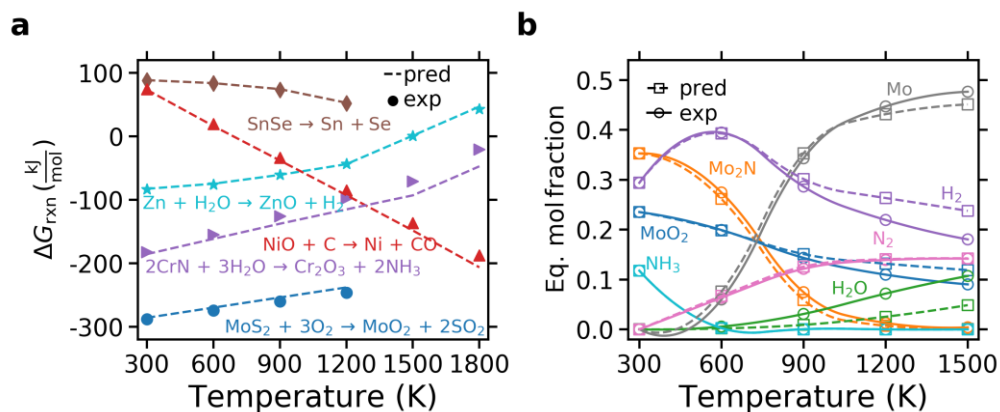


Figure 4. High-throughput reaction engineering. **a)** A comparison of experimental reaction energetics (labels) to those predicted using the machine-learned descriptor for $G^\delta(T)$ (dashed curves). **b)** Reaction product distribution between MoO_2 , Mo_2N , N_2 , H_2 , H_2O , and NH_3 based on Gibbs energy minimization subject to molar conservation and fixed pressure of 1 atm. In both figures, *pred* applies the SISSO-learned descriptor to $G^\delta(T)$ of the solid phases and experimental data for all other components.

Effect of temperature and composition on material stability Beyond the investigation of solid-state reaction equilibria for a few example systems, we have also used the descriptor for $G^\delta(T)$ to compute phase diagrams to obtain broad insights into the temperature-dependent stability and metastability of thousands of known stoichiometric compounds. In particular, in the convex hull construction, formation energies, ΔG_f , are plotted as a function of composition, and joined to produce the convex object of largest area. If ΔG_f of a composition lies above the convex hull, the composition is thermodynamically metastable and the vertical distance from the hull quantifies the magnitude of metastability of the compound, where larger distances indicate a greater thermodynamic driving force for decomposition of the metastable phase into stable phases. For the first time, temperature can be incorporated as a third axis in a high-throughput manner using G^δ_{SISSO} to produce $\Delta G_f(T)$ and assess the stability of compounds.

The Materials Project tabulates calculated structures for 29,525 compositions which also have reported ICSD numbers, suggesting that they have been realized experimentally.⁴⁵ Previous efforts to analyze temperature-independent metastability used ΔH_f as a surrogate for formation energy to predict that ~50% of all ICSD structures are metastable at 0 K.⁴⁶ We predict that ~34% of ICSD compositions are metastable in the absence of temperature effects – i.e., also using ΔH_f . An important distinction between structures and compositions is that if a given composition has more than one known structure, all structures except the ground state at a given set of thermodynamic conditions are, by definition, metastable under those conditions. As such, in our analysis, we consider all structures of the 29,525 compositions, but only report statistics for the ground state structures at each temperature (**Fig. 5, 6**).

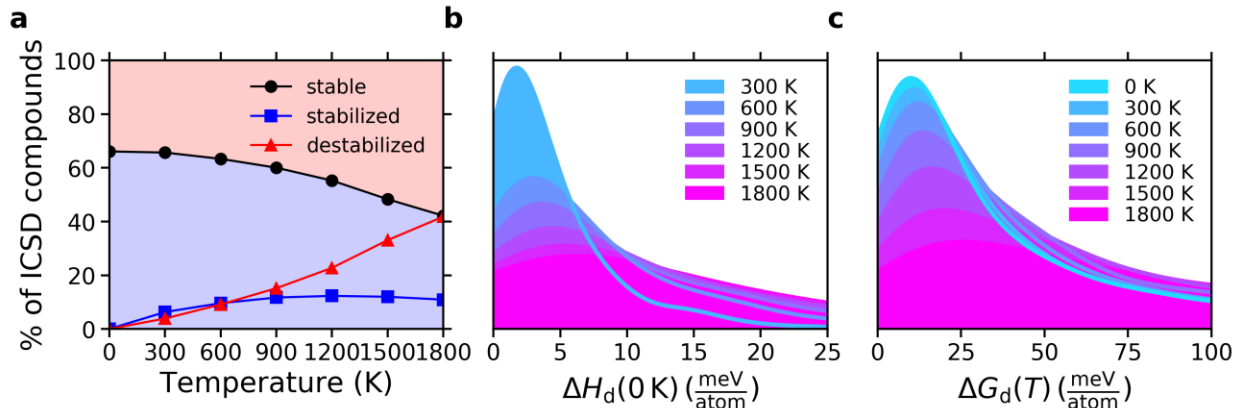


Figure 5. Survey of temperature-dependent (meta)stability. **a)** Fraction of ICSD compositions which are thermodynamic ground states (black), fraction of 0 K metastable compositions which are stable at T (blue), fraction of 0 K stable compositions which are metastable at T (red), **b)** Gaussian kernel density estimate of the 0 K decomposition enthalpy for ICSD compositions which are thermodynamically metastable at 0 K but stable at T , **c)** Gaussian kernel density estimate of the Gibbs decomposition energy at T for metastable compounds at each T . See **Methods** for additional details regarding this analysis.

The fraction of compositions that are thermodynamically metastable remains nearly constant up to ~ 900 K where the competing effects of the elemental phases (**Fig. 1b**) lead to increasing compound destabilization with temperature (**Fig. 5a**). The fraction of compounds which move onto and off of the convex hull with temperature are also quantified relative to those that are predicted to be metastable and stable at 0 K. If a given composition exhibits no stable structures at 0 K (i.e., $\sim 34\%$ of the ICSD), it is unlikely that any of these structures become thermodynamic ground states at higher temperatures. In fact, only 1,602 of the 10,001 0 K metastable compositions are found to be stabilized when temperature is increased up to 1800 K. For the 1,602 compounds which are 0 K metastable but that come onto the hull to become stable at elevated temperature, the magnitude of their 0 K metastability is quantified in **Fig 5b**. In general, compounds must lie very near to the hull at 0 K to have a chance of thermal stabilization at $T > 0$ K. Even for compounds which become thermodynamic ground states at 1200 K, we find their metastabilities at 0 K to be typically < 15 meV atom $^{-1}$ and thus thermal stabilization is often not the active mechanism in the high temperature synthesis of solid compounds.

It is well known that metastable structures are often accessed experimentally, as indicated by the significant fraction of ICSD structures which are realized, but predicted to be metastable across this wide temperature range. A number of routes exist for accessing metastable structures, such as non-equilibrium synthesis conditions and alloying. In these cases, the magnitude of the metastability of these non-equilibrium structures indicates the driving force to convert to one or more stable phases, which is a critical consideration in materials processing and successful application of the material at operating conditions. Given the pool of metastable compositions in the ICSD, a Gaussian kernel density estimate is constructed based on the magnitude of metastability, ΔG_d , and evaluated as a function of temperature (**Fig. 5c**) and

composition (**Fig. 6**). At 0 K, 54% of metastable (but synthesized) compounds are > 25 meV atom⁻¹ above the convex hull, 39% are > 50 meV atom⁻¹, and 26% are > 100 meV atom⁻¹ above the hull. These results provide some quantification for the false negative rate that is incurred by the ~ 25 -100 meV atom⁻¹ heuristic error bars of materials screening approaches where compounds are typically allowed to survive stability screening if they are thermodynamically stable or within ~ 25 -100 meV atom⁻¹ of metastability.⁴⁶⁻⁴⁹ This range has been justifiably augmented in some cases, for example, in the search for novel 2D materials, which are by definition metastable, where the range has been expanded to e.g., 150 meV atom⁻¹.⁵⁰ Recent work has also shown that the 0 K energy of amorphous phases can provide an upper bound on the metastability of compounds that can be synthesized.⁴⁸ At low temperatures, the distribution of metastability is mostly constant with a median metastability of 43 meV atom⁻¹ at 900 K, suggesting that increasing the temperature from room temperature to 900 K results in only a small thermodynamic penalty of ~ 20 meV atom⁻¹. Above this temperature, many competing elemental phases undergo phase changes, leading to destabilization of compounds and a median metastability of 113 meV atom⁻¹ at 1800 K. This provides rationale for the viability of high temperature solid-state synthesis approaches where increasing the temperature enables atomic rearrangements to overcome kinetic barriers while maintaining the desired structure as a thermodynamically accessible metastable state.

In addition to the temperature-dependence of metastability, accessible compound metastability is also composition-dependent, as shown in **Fig. 6**. At 0 K, compounds comprised of most elements have a similar distribution of metastabilities to the overall distribution shown in **Fig. 5c**, with a few notable exceptions, particularly compounds containing carbon or nitrogen. For carbides and nitrides, the median metastabilities at 0 K are 144 meV atom⁻¹ and 109 meV atom⁻¹, more than five times the median metastability of all other compounds in the ICSD at 0 K (20 meV atom⁻¹). This prevalence of enhanced accessibility of metastable states was previously recognized for nitrides at 0 K and attributed to high cohesive energy which enables metastable configurations to persist.^{46,51} The consequences of the high cohesive energies of these materials is low self-diffusion coefficients or high barriers to atomic rearrangement resulting from the tendency of the not-so-electronegative anions, carbon and nitrogen, to form mixed covalent/ionic bonds with electropositive and weakly electronegative elements across the periodic table.

Despite the similar metastability behavior of carbides and nitrides at low temperature, we find that temperature has a dramatically different effect on these two classes of compounds, with nitrides rapidly destabilizing by moving away from the hull and broadening their metastability distribution relative to carbides. The increases in median metastability for carbides and nitrides from 0 to 1800 K are 144 meV atom⁻¹ and 231 meV atom⁻¹, respectively. This can be attributed to the tendency for entropy to stabilize gaseous elemental nitrogen (i.e., N₂) with temperature much more rapidly than solid elemental carbon (i.e.,

graphite). This creates the considerable high temperature metastability difference that likely plays a critical role in enabling the synthesis of metastable carbides from amorphous precursors, where the lower thermodynamic driving force for phase separation of carbides at high temperature enables the persistence of higher energy amorphous precursor phases and increased thermal energy required to activate crystallization kinetics. The remarkable metastabilities exhibited by carbides and nitrides relative to other classes of materials provide chemical design principles for hindering atomic rearrangements and point towards these underexplored spaces for the discovery of highly metastable materials which are likely synthesizable.

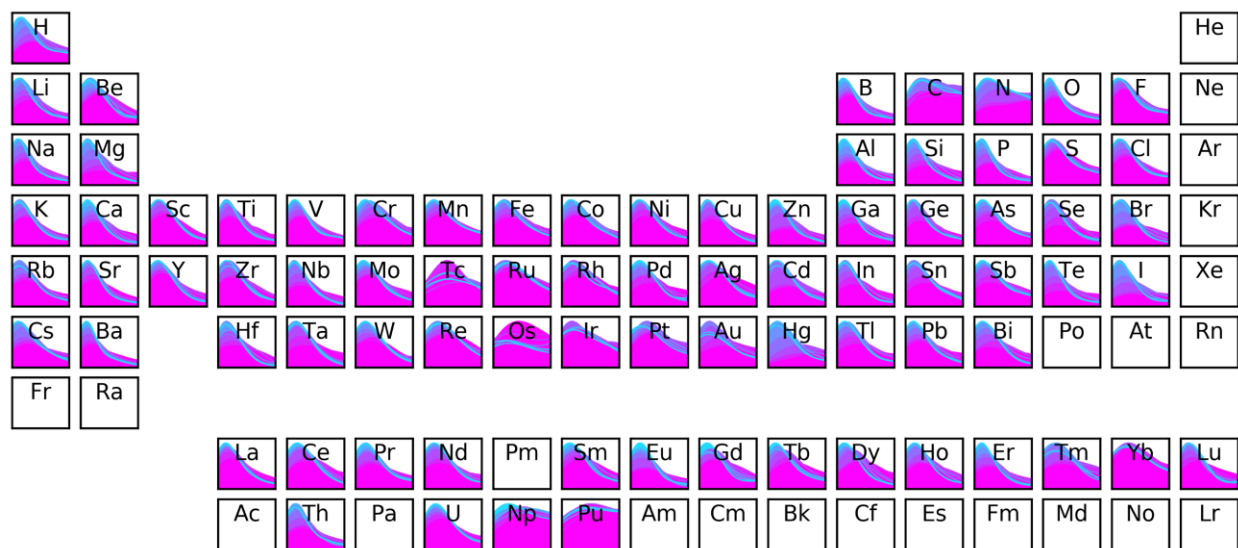


Figure 6. Composition-dependence of metastability. Elemental partitioning of the results shown in Fig. 5c by compounds containing element X. Each x-axis spans 0 to 100 meV atom⁻¹ and the colors align with the legend as shown in Fig. 5c.

Discussion

Open materials databases are populated with millions of DFT-calculated total energies and formation enthalpies which have been used extensively for the design and discovery of new materials. However, critically lacking from these databases is the effect of temperature on the thermodynamics of these materials. To address this challenge, we have developed a simple and accurate descriptor for the Gibbs energy of inorganic crystalline solids, $G^\delta(T)$, using the SISSO approach. This low dimensional and physically interpretable descriptor reveals the main drivers for $G^\delta(T)$ to be the mass of the elements which comprise the compound and the volume those atoms occupy in the material, agreeing well with the expectation from fundamental physical expressions and prior work quantifying the magnitude of vibrational

entropy in solids. Remarkably, using only these parameters and temperature, the Gibbs energy can be predicted with accuracy comparable to the ab initio QHA approach up to at least 1800 K. Our descriptor for $G^\delta(T)$ can be readily applied to any of the more than one million structures with tabulated DFT total energy, enabling the high-throughput prediction of temperature-dependent thermodynamics across a wide range of compositions and temperatures.

Utilizing this descriptor, we demonstrate the accurate prediction of reaction energetics for a number of solid-state reactions, including a reaction network of several competing reactions in the context of thermochemical ammonia synthesis. This demonstrates how the descriptor can be incorporated with existing materials databases and tabulated thermochemical data for non-solids to predict the equilibrium products for an arbitrary reaction as a function of temperature. By applying the descriptor to ICSD compounds in the Materials Project database, we obtain the first comprehensive look at materials stability, providing a quantitative determination of how narrowly nature and inorganic synthesis have explored far-from-equilibrium materials and providing guidance for compositional considerations in realizing new metastable materials. While thermodynamic stability is the primary criterion used in high-throughput computational screening of materials to predict the likelihood of a given material being synthesizable, the interplay of thermodynamics with several other criteria, such as kinetics and non-equilibrium process conditions or starting precursors, exhibit a stronger influence over the synthesizability of materials, and currently, there is not a universal and well-defined metric for synthesizability.^{3,48,52-55} Importantly, the ~ 50 meV atom⁻¹ resolution in predicting $G^\delta(T)$ achieved by our descriptor exceeds the accuracy of the computational methods that currently predict and populate ΔH_f in materials databases. Therefore, when combining $G^\delta(T)$ with ΔH_f to determine the Gibbs formation energy, $\Delta G_f(T)$, errors in these approaches will be additive, emphasizing the need for new or beyond-DFT methods to calculate ΔH_f when extremely high accuracy is required for a given application. However, there are many examples where DFT-computed ΔH_f was used successfully to realize new materials⁵⁶⁻⁵⁸ and the incorporation of temperature effects using the SISSO-learned descriptor for $G^\delta(T)$ should only enhance these efforts.

Methods

Data retrieval Gibbs energies were extracted from the FactSage²⁹ experimentally determined thermochemical database for 309 solid compounds and from the PhononDB¹⁶ ab initio calculated thermochemical database for 131 additional solid compounds (12 hydrides, 26 carbides, 31 nitrides, 104 oxides, 43 fluorides, 26 phosphides, 47 sulfides, 36 chlorides, 17 arsenides, 30 selenides, 40 bromides, 18 antimonides, 26 tellurides, 34 iodides; 313 binary compounds, 126 ternary compounds, and 1 quaternary compound – see **Supplementary Data 1** for all compounds) and 83 elements. Compound data was extracted only at temperatures where the 298 K solid structure persists as reported in FactSage. Elemental data was obtained for the phase (solid crystal structure, liquid, or gas) with the minimum Gibbs energy at a given temperature. Because the 298 K enthalpy of formation, ΔH_f , is well-predicted for compounds using high-throughput DFT along with appropriate corrections³⁰⁻³³ and readily available for millions of structures in existing materials databases, the Gibbs energy was referenced with respect to ΔH_f (**Equation 1**).

Feature retrieval Nine primary features were considered for this work – five tabulated elemental properties (electron affinity, first ionization energy, covalent radius, Pauling electronegativity, and atomic mass) extracted from pymatgen⁵⁹ and WebElements⁶⁰; two calculated properties (atomic volume and band gap) extracted from the Materials Project database; one experimental property (ΔH_f), and temperature. The five tabulated elemental properties were formulated into compound-specific properties using each of three transformations. For elemental feature, x , we define three forms of averaging – the stoichiometrically weighted mean (avg), the stoichiometrically weighted harmonic mean, akin to the reduced mass (red), and the stoichiometrically weighted mean difference (diff):

$$x_{\text{avg}} = \frac{1}{\sum_{i=1}^N \alpha_i} \sum_i^N \alpha_i x_i \quad [5]$$

$$x_{\text{red}} = \frac{1}{(N-1) \sum_{i=1}^N \alpha_i} \sum_{i \neq j}^N (\alpha_i + \alpha_j) \frac{x_i x_j}{x_i + x_j} \quad [6]$$

$$x_{\text{diff}} = \frac{1}{(N-1) \sum_{i=1}^N \alpha_i} \sum_{i \neq j}^N (\alpha_i + \alpha_j) |x_i - x_j| \quad [7]$$

where when considering a compound, $A_a B_b C_c$, we define α as the vector of coefficients $[a, b, c]$ and N as the length of α . For example, for CaTiO_3 , $\alpha = [1, 1, 3]$ and $N = 3$.

Descriptor identification The SISSO approach²⁸ was applied to identify the descriptor for G^δ shown in **Equation 3** using 262 of the 309 compounds from FactSage with experimentally measured G^δ . To identify this descriptor an initial feature-space, Φ_0 , included 19 features – the five tabulated elemental properties mapped onto each of the three functional forms (**Equations 5-7**), along with the linear forms of atomic

volume, band gap, formation enthalpy, and temperature. Two iterations of descriptor construction were performed using an operator space of $[+, -, |-, *, /, \exp, \ln, ^{-1}, ^2, ^3, ^{0.5}]$. Candidate descriptors were constructed by iteratively applying these operators to Φ_0 while conserving the units of constructed features. The first iteration of descriptor construction yielded a space, Φ_1 , with ~ 600 candidate descriptors and the second iteration a space, Φ_2 , of $\sim 600,000$ candidate descriptors. SISO was then performed on Φ_2 with a subspace size of 2,000 and three descriptor identification iterations, thereby producing the three-dimensional (3D) descriptor (i.e., three fit coefficients not including the intercept) in **Equation 4**. In the first iteration, sure independence screening (SIS) was used to select the 2,000 descriptors S_{1D} from Φ_2 having the highest correlation with G^δ . Within S_{1D} , ℓ_0 -norm regularized minimization, $SO(\ell_0)$, was used to identify the best 1D descriptor. This 1D descriptor is then used to predict the training set and the array of residuals, R_1 , is generated from this prediction. Now with R_1 as the target property (instead of G^δ), SIS identifies a new subspace S_{2D} of 2,000 additional descriptors. $SO(\ell_0)$ then selects the best-performing 2D descriptor from $S_{1D} \cup S_{2D}$ and R_2 is generated as the residuals using this 2D descriptor to predict the training set. This procedure is repeated a third time to yield the 3D descriptor shown in **Equation 4**. Therefore, this descriptor is selected among a space of $\binom{6000}{3}$ or $\sim 3 \times 10^{10}$ candidate 3D descriptors.

Importantly, all aspects of the SISO selection algorithm were performed on the training set of 262 compounds with experimentally measured Gibbs energies, leaving an excluded test set of 47 compounds with experimentally measured Gibbs energies in reserve to evaluate the predictive quality of the selected descriptor (**Fig. 2**). An additional 131 compounds with QHA-calculated $G^\delta(T)$ not present in the training or test sets were also compared with the SISO-learned $G^\delta(T)$ (**Fig. 3**).

Descriptor sensitivity While the random splitting of the experimental set into training and test sets was performed only once, comparing the relevant properties for each set reveals that they are statistically similar, suggesting the model and SISO process would yield similar results for an arbitrary random split of the experimental set (**Supplementary Fig. 3**). To assess the robustness of the model on diverse training and test sets, we repeated the random split of the experimental set 1,000 times and evaluate the performance of **Equation 4** on each set. The MAD spans 37-42 meV atom⁻¹ on the 85% training set and 26-54 meV atom⁻¹ on the 15% test set, demonstrating that the reported 38 meV atom⁻¹ for training and 46 meV atom⁻¹ for testing (**Fig. 2**) are not outliers. As an added demonstration, the random split of the experimental set and subsequent SISO selection process was repeated 12 times. In 10/12 runs, the descriptor shown in **Equation 4** appears in the top 3,000 of $\sim 3 \times 10^{10}$ models evaluated (top $\sim 0.00001\%$) in terms of root mean square deviation (RMSD) on the training set. Notably, there are many cases where very slight deviations of **Equation 4** also appear in the top models – e.g., replacing $\ln(T)$ with T or $T^{0.5}$. To validate the significance of the three features that comprise the descriptor – temperature, reduced mass, and atomic volume – we

assess what fraction of the top 3,000 models contain these features for each of the 12 random train/test splits. Temperature is found to occur in 100% of the top models for each of the 12 random splits. Reduced mass and atomic volume each appear in ~86% of the top 3,000 models on average over the 12 random splits. This analysis was conducted on only the very best models (top ~0.00001%) and reveals the significance of these three properties in predicting G^δ to be robust to the random split of the experimental data used to train and test the descriptor. Notably, the first term in **Equation 4**, $T \ln(V)$, appears as the feature with the highest correlation with G^δ in all of the 12 random train/test splits.

Comparing to QHA QHA-calculated $G(T)$ was extracted from the 2015 version of PhononDB¹⁶ for all compounds with calculated thermal properties. Because a number of approximations are used to calculate ΔH_f from DFT calculations, to isolate the temperature-dependent Gibbs energy for comparison to our descriptor, $G_{\text{QHA}}^\delta(T)$ was calculated as $G^\delta(T) = G(T) - G(0 \text{ K})$.

Stability analysis. For the generation of **Figs. 5** and **6**, all 34,556 entries (structures) in the Materials Project which have reported formation energies and ICSD numbers were retrieved. For each entry, the temperature-dependent formation energy was calculated as follows:

$$\Delta G_{f,\text{pred}}(T) = \left\{ \begin{array}{l} \Delta H_{f,\text{MP}}, T = 0 \text{ K} \\ \Delta H_{f,\text{MP}} + G_{\text{SISSO}}^\delta(T) - \sum_i^N \alpha_i G_{i,\text{exp}}(T), T \neq 0 \text{ K} \end{array} \right\} \quad [8]$$

FactSage elemental energies were used as $G_{i,\text{exp}}$. For all entries, $\Delta G_{f,\text{pred}}(T)$ was evaluated at 0, 300, 600, 900, 1200, 1500 and 1800 K. To avoid overweighting the analysis to compounds which have many polymorphs, the lowest (most negative) $\Delta G_{f,\text{pred}}(T)$ was retained for the analysis at each temperature and for each unique composition (chemical formula). This resulted in 29,525 unique compositions from 34,556 structures with ICSD numbers and reported formation energies in Materials Project. To avoid potentially spurious entries in the ICSD, only the lowest 90% of metastable compositions (with respect to the Gibbs decomposition energy, ΔG_d) were considered. Python was used to construct all possible convex hull phase diagrams and quantify ΔG_d .

Structure considerations For training, we used 0 K ground-state structures (and magnetic configurations) reported in Materials Project. From this calculation result, we retrieved the volume (per atom) that is then used at all temperatures to generate $G^\delta(T)$ as shown in **Equation 4**. For a given composition, one could compute $G^\delta(T)$ for any number of structural or magnetic configurations and compare the $G(T)$ that results. For the purposes of training and testing, we consider only the calculated ground-state because this is likely the approach that would be used in practice for the application of the model to new materials which have available calculated but not experimental data.

Application of the descriptor To obtain the Gibbs formation energy for a given structure, one must first perform a DFT total energy minimization of the structure. From this, the atomic volume is determined as the volume of the calculated cell divided by the number of atoms in the calculated cell. G^δ can then be computed by **Equation 4**. Calculating the Gibbs energy, $G(T)$, using **Equation 1** requires the formation enthalpy, ΔH_f , calculated using DFT. If the analysis of interest concerns only one composition (chemical formula), then this is the final step and the relative energies of all structures with this composition can be compared using $G(T)$. If the analysis of interest considers various compositions (e.g., for convex hull stability or thermochemical reaction analysis), the elemental energies must be subtracted to obtain the Gibbs formation energy, $\Delta G_f(T)$ by **Equation 2**. Notably, ΔH_f and volumes calculated by DFT are tabulated for many thousands of structures and the elemental $G(T)$ are also tabulated for at least 83 elements. An important point is that users of the descriptor for $G^\delta(T)$ are free to generate ΔH_f and volumes for any number of structural or magnetic configurations for a given composition and compare how $G(T)$ might be sensitive to the changes in structure and magnetism.

Extension to new materials On the experimental training set of 262 compounds, the mean absolute deviation between experiment and the descriptor is 38 meV atom⁻¹ (**Fig. 2**). This increases slightly to 46 meV atom⁻¹ (**Fig. 2**) on the experimental test set and to 60 meV atom⁻¹ on the computed (QHA) test set (**Fig. 3**). The residuals with respect to experiment are also mostly normally distributed, suggesting no systematic error in the model. The performance on the test set compounds is a demonstration of validated prediction accuracy or uncertainty on new predictions. These approximate error bars can be expected on additional new predictions to the extent that the sets used for training and testing are comparable to the new materials being predicted. The set we use for training and testing is quite diverse – 83 unique elements, binaries and multinaries, magnetic and nonmagnetic, metallic and insulating, etc. Additionally, the descriptor is relatively simple, having only four fit parameters (including the intercept) and three features (properties) that it depends upon. However, it has not been benchmarked for non-stoichiometric compounds or compounds with defects. For example, one could not expect to obtain the temperature-dependent defect formation energy using our descriptor because this was not benchmarked. Our model is also not capable of predicting the melting point of compounds. $G^\delta(T)$ is for the solid phase and can be obtained even well above a compound’s melting point, where the liquid phase has more negative Gibbs energy. As alluded to in the main text, the extension of the descriptor to correctly predict polymorphic phase transitions or temperature-driven magnetic transitions is not practical because the descriptor depends only on the mass, density, and temperature and the magnitude of the energy change for these transitions is typically smaller than the expected error bars of the descriptor. We report substantial evidence that the descriptor *is* predictive for stability of compounds relative to one another and for the prediction of thermochemical reaction equilibria over a wide range of stoichiometric solid compounds with a diverse set of chemical and physical properties.

Data availability

Data (via public repository), code, and associated protocols are available in a github repository (github.com/CJBartel/predict-gibbs-energies) corresponding to the implementation and application of the model as described within this work.

References

- 1 Stanley Smith, C. Materials and the Development of Civilization and Science: Empiricism and esthetic selection led to discovery of many properties on which material science is based. *Science* **148**, 908-917, doi:10.1126/science.148.3672.908 (1965).
- 2 Hemminger, J. C., Sarrao, J., Crabtree, G., Flemming, G. & Ratner, M. Challenges at the Frontiers of Matter and Energy: Transformative Opportunities for Discovery Science. *USDOE Office of Science*, 1-78 (2015).
- 3 Holder, A. M., S. Siol, P.F. Ndione, H. Peng, A.M. Deml, B.E. Mathews, L.T. Schelhas, M.F. Toney, R.G. Gordon, W. Tumas, J.D. Perkins, D.S. Ginley, B.P. Gorman, J. Tate, A. Zakutayev, and S. Lany. Novel phase diagram behavior and materials design in heterostructural semiconductor alloys. *Science Advances* **3**, e1700270 (2017).
- 4 De Yoreo, J. Synthesis Science for Energy Relevant Technology *U.S. Department of Energy Office of Science* (2016).
- 5 Siol, S. *et al.* Negative-pressure polymorphs made by heterostructural alloying. *Science Advances* **4**, 1-7, doi:10.1126/sciadv.aag1442 (2018).
- 6 Jain, A., Shin, Y. & Persson, K. A. Computational predictions of energy materials using density functional theory. *Nature Reviews Materials* **1**, 15004, doi:10.1038/natrevmats.2015.4 (2016).
- 7 Curtarolo, S. *et al.* The high-throughput highway to computational materials design. *Nature materials* **12**, 191 (2013).
- 8 Draxl, C. & Scheffler, M. NOMAD: The FAIR Concept for Big-Data-Driven Materials Science. *arXiv preprint arXiv:1805.05039* (2018).
- 9 Zebarjadi, M., Esfarjani, K., Dresselhaus, M., Ren, Z. & Chen, G. Perspectives on thermoelectrics: from fundamentals to device applications. *Energy & Environmental Science* **5**, 5147-5162 (2012).
- 10 Duan, C. *et al.* Readily processed protonic ceramic fuel cells with high performance at low temperatures. *Science* **349**, 1321-1326 (2015).
- 11 Muhich, C. L. *et al.* Efficient Generation of H₂ by Splitting Water with an Isothermal Redox Cycle. *Science* **341**, 540 (2013).
- 12 Dunstan, M. T. *et al.* Large scale computational screening and experimental discovery of novel materials for high temperature CO₂ capture. *Energy & Environmental Science* **9**, 1346-1360 (2016).
- 13 Stoffel, R. P., Wessel, C., Lumey, M.-W. & Dronskowski, R. Ab Initio Thermochemistry of Solid-State Materials. *Angewandte Chemie International Edition* **49**, 5242-5266, doi:10.1002/anie.200906780 (2010).
- 14 Huang, L.-F., Lu, X.-Z., Tennessen, E. & Rondinelli, J. M. An efficient ab-initio quasiharmonic approach for the thermodynamics of solids. *Computational Materials Science* **120**, 84-93 (2016).
- 15 Nath, P. *et al.* High-throughput prediction of finite-temperature properties using the quasi-harmonic approximation. *Computational Materials Science* **125**, 82-91 (2016).
- 16 Kyoto University Phonon Database; <http://phonondb.mtl.kyoto-u.ac.jp/ph20151124/index.html>. (2015).
- 17 Hautier, G., Fischer, C. C., Jain, A., Mueller, T. & Ceder, G. Finding nature's missing ternary oxide compounds using machine learning and density functional theory. *Chemistry of Materials* **22**, 3762-3767 (2010).
- 18 Meredig, B. *et al.* Combinatorial screening for new materials in unconstrained composition space with machine learning. *Physical Review B* **89**, 094104 (2014).
- 19 Ghiringhelli, L. M., Vybiral, J., Levchenko, S. V., Draxl, C. & Scheffler, M. Big Data of Materials Science: Critical Role of the Descriptor. *Physical Review Letters* **114**, 105503 (2015).
- 20 Mueller, T., Kusne, A. G. & Ramprasad, R. Machine learning in materials science: Recent progress and emerging applications. *Rev. Comput. Chem* (2015).
- 21 Nosengo, N. & Ceder, G. Can artificial intelligence create the next wonder material? *Nature* **533**, 22-25, doi:10.1038/533022a (2016).

- 22 Isayev, O. *et al.* Universal fragment descriptors for predicting properties of inorganic crystals. *Nature Communications* **8** (2017).
- 23 Legrain, F., Carrete, J., van Roekeghem, A., Curtarolo, S. & Mingo, N. How Chemical Composition Alone Can Predict Vibrational Free Energies and Entropies of Solids. *Chemistry of Materials* **29**, 6220-6227, doi:10.1021/acs.chemmater.7b00789 (2017).
- 24 Bartel, C. J. *et al.* New Tolerance Factor to Predict the Stability of Perovskite Oxides and Halides. *Preprint at <https://arxiv.org/abs/1801.0770>* (2018).
- 25 Schmidt, M. & Lipson, H. Distilling Free-Form Natural Laws from Experimental Data. *Science* **324**, 81-85, doi:10.1126/science.1165893 (2009).
- 26 Makarov, D. E. & Metiu, H. Using Genetic Programming To Solve the Schrödinger Equation. *The Journal of Physical Chemistry A* **104**, 8540-8545, doi:10.1021/jp000695q (2000).
- 27 Brunton, S. L., Proctor, J. L. & Kutz, J. N. Discovering governing equations from data by sparse identification of nonlinear dynamical systems. *Proceedings of the National Academy of Sciences* **113**, 3932-3937, doi:10.1073/pnas.1517384113 (2016).
- 28 Ouyang, R., Curtarolo, S., Ahmetcik, E., Scheffler, M. & Ghiringhelli, L. M. SISSO: a compressed-sensing method for identifying the best low-dimensional descriptor in an immensity of offered candidates. *Physical Review Materials* **2**, 1-11 (2018).
- 29 Bale, C. W. *et al.* FactSage thermochemical software and databases, 2010–2016. *Calphad* **54**, 35-53, doi:<http://dx.doi.org/10.1016/j.calphad.2016.05.002> (2016).
- 30 Stevanović, V., Lany, S., Zhang, X. & Zunger, A. Correcting density functional theory for accurate predictions of compound enthalpies of formation: Fitted elemental-phase reference energies. *Physical Review B* **85**, 115104 (2012).
- 31 Jain, A. *et al.* Formation enthalpies by mixing GGA and GGA+ U calculations. *Physical Review B* **84**, 045115 (2011).
- 32 Kirklin, S. *et al.* The Open Quantum Materials Database (OQMD): assessing the accuracy of DFT formation energies. *npj Computational Materials* **1**, 15010 (2015).
- 33 Lany, S. Semiconductor thermochemistry in density functional calculations. *Physical Review B* **78**, 245207 (2008).
- 34 Togo, A. & Tanaka, I. First principles phonon calculations in materials science. *Scripta Materialia* **108**, 1-5, doi:<https://doi.org/10.1016/j.scriptamat.2015.07.021> (2015).
- 35 Freysoldt, C. *et al.* First-principles calculations for point defects in solids. *Reviews of Modern Physics* **86**, 253-305 (2014).
- 36 Jenkins, H. D. B. & Glasser, L. Standard Absolute Entropy, , Values from Volume or Density. 1. Inorganic Materials. *Inorganic Chemistry* **42**, 8702-8708, doi:10.1021/ic030219p (2003).
- 37 Fultz, B. Vibrational thermodynamics of materials. *Progress in Materials Science* **55**, 247-352, doi:<https://doi.org/10.1016/j.pmatsci.2009.05.002> (2010).
- 38 Zhang, Y. *et al.* Efficient first-principles prediction of solid stability: Towards chemical accuracy. *npj Computational Materials* **4**, 9, doi:10.1038/s41524-018-0065-z (2018).
- 39 Zhao, L.-D., Chang, C., Tan, G. & Kanatzidis, M. G. SnSe: a remarkable new thermoelectric material. *Energy & Environmental Science* **9**, 3044-3060 (2016).
- 40 Steinfeld, A. Solar hydrogen production via a two-step water-splitting thermochemical cycle based on Zn/ZnO redox reactions. *International Journal of Hydrogen Energy* **27**, 611-619, doi:[http://dx.doi.org/10.1016/S0360-3199\(01\)00177-X](http://dx.doi.org/10.1016/S0360-3199(01)00177-X) (2002).
- 41 L'vov, B. V. Mechanism of carbothermal reduction of iron, cobalt, nickel and copper oxides. *Thermochimica Acta* **360**, 109-120 (2000).
- 42 Rodriguez, J. A. & Hrbek, J. Interaction of sulfur with well-defined metal and oxide surfaces: unraveling the mysteries behind catalyst poisoning and desulfurization. *Accounts of Chemical Research* **32**, 719-728 (1999).
- 43 Bertrand, G., Mahdjoub, H. & Meunier, C. A study of the corrosion behaviour and protective quality of sputtered chromium nitride coatings. *Surface and Coatings Technology* **126**, 199-209 (2000).

- 44 Michalsky, R., Pfromm, P. H. & Steinfeld, A. Rational design of metal nitride redox materials for solar-driven ammonia synthesis. *Interface focus* **5**, 20140084 (2015).
- 45 Jain, A. *et al.* Commentary: The Materials Project: A materials genome approach to accelerating materials innovation. *APL Materials* **1**, 011002, doi:10.1063/1.4812323 (2013).
- 46 Sun, W. *et al.* The thermodynamic scale of inorganic crystalline metastability. *Science Advances* **2**, e1600225 (2016).
- 47 Hautier, G. *et al.* Phosphates as Lithium-Ion Battery Cathodes: An Evaluation Based on High-Throughput ab Initio Calculations. *Chemistry of Materials* **23**, 3495-3508, doi:10.1021/cm200949v (2011).
- 48 Aykol, M., Dwaraknath, S. S., Sun, W. & Persson, K. A. Thermodynamic limit for synthesis of metastable inorganic materials. *Science Advances* **4**, doi:10.1126/sciadv.aag0148 (2018).
- 49 Mueller, T., Hautier, G., Jain, A. & Ceder, G. Evaluation of Tavorite-Structured Cathode Materials for Lithium-Ion Batteries Using High-Throughput Computing. *Chemistry of Materials* **23**, 3854-3862, doi:10.1021/cm200753g (2011).
- 50 Ashton, M., Paul, J., Sinnott, S. B. & Hennig, R. G. Topology-Scaling Identification of Layered Solids and Stable Exfoliated 2D Materials. *Physical Review Letters* **118**, 106101 (2017).
- 51 Sun, W. *et al.* Thermodynamic Routes to Novel Metastable Nitrogen-Rich Nitrides. *Chemistry of Materials* (2017).
- 52 Sun, W. *et al.* The thermodynamic scale of inorganic crystalline metastability. *Science Advances* **2**, doi:10.1126/sciadv.1600225 (2016).
- 53 Shoemaker, D. P. *et al.* In situ studies of a platform for metastable inorganic crystal growth and materials discovery. *Proceedings of the National Academy of Sciences* **111**, 10922-10927, doi:10.1073/pnas.1406211111 (2014).
- 54 Gopalakrishnan, J. Chimie Douce Approaches to the Synthesis of Metastable Oxide Materials. *Chemistry of Materials* **7**, 1265-1275, doi:10.1021/cm00055a001 (1995).
- 55 Aykol, M. *et al.* Network analysis of synthesizable materials discovery. *Preprint available at <https://arxiv.org/abs/1806.05772>* (2018).
- 56 Balachandran, P. V., Kowalski, B., Sehirlioglu, A. & Lookman, T. Experimental search for high-temperature ferroelectric perovskites guided by two-step machine learning. *Nature Communications* **9**, 1668, doi:10.1038/s41467-018-03821-9 (2018).
- 57 Ren, F. *et al.* Accelerated discovery of metallic glasses through iteration of machine learning and high-throughput experiments. *Science Advances* **4**, doi:10.1126/sciadv.aag1566 (2018).
- 58 Arca, E. *et al.* Redox-Mediated Stabilization in Zinc Molybdenum Nitrides. *Journal of the American Chemical Society* **140**, 4293-4301, doi:10.1021/jacs.7b12861 (2018).
- 59 Ong, S. P. *et al.* Python Materials Genomics (pymatgen): A robust, open-source python library for materials analysis. *Computational Materials Science* **68**, 314-319 (2013).
- 60 WebElements [<http://www.webelements.com>].

Acknowledgements

The authors acknowledge Runhai Ouyang and Luca Ghiringhelli for useful discussions regarding SISSO. This work was supported by the U.S. Department of Energy, Office of Science, Office of Basic Energy Sciences, as part of the Energy Frontier Research Center “Center for Next Generation of Materials by Design” under contract no. DE-AC36-08GO28308 to the National Renewable Energy Laboratory (NREL). C.J.B gratefully acknowledges support from the NSF Graduate Research Fellowship Program under Grant DGE 114803 and from the Department of Education GAANN program. C.B.M., A. M. H. and S.L.M. gratefully acknowledge support from award no. CBET-1806079 and award no. CBET-1433521, which was cosponsored by the National Science Foundation, Division of Chemical, Bioengineering, Environmental, and Transport Systems, and the DOE, EERE, Fuel Cell Technologies Office and from DOE award EERE DE-EE0008088, sponsored by the DOE, EERE, Fuel Cell Technologies Office.

Author contributions

All authors provided feedback and input to the research, analysis and manuscript. The project was conceived by C.J.B., A.M.D., V.S. and A.M.H, and directed by C.B.M. and A.M.H. C.J.B. performed the materials informatics analysis under the guidance of C.B.M. and A.M.H., with assistance from J.R.R., S.L.M and A.W.W. in data curation and W.T., V.S. and S.L. in developing the discussion of materials stability and synthesis. All authors reviewed and commented on the manuscript.

Competing Interests

The authors declare no competing interests.

Materials & Correspondence

Correspondence regarding the manuscript and material requests should be made to Charles Musgrave (charles.musgrave@colorado.edu) or Aaron Holder (aaron.holder@colorado.edu).