

Efficient Topological Materials Discovery Using Symmetry Indicators

Feng Tang,^{1,2} Hoi Chun Po,³ Ashvin Vishwanath,³ and Xiangang Wan^{1,2}

¹*National Laboratory of Solid State Microstructures and School of Physics, Nanjing University, Nanjing 210093, China*

²*Collaborative Innovation Center of Advanced Microstructures, Nanjing 210093, China*

³*Department of Physics, Harvard University, Cambridge, MA 02138, USA*

(Dated: April 7, 2024)

Although the richness of spatial symmetries has led to a rapidly expanding inventory of possible topological crystalline (TC) phases of electrons, physical realizations have been slow to materialize due to the practical difficulty to ascertaining band topology in realistic calculations. Here, we integrate the recently established theory of symmetry indicators of band topology into first-principle band-structure calculations, and test it on a databases of previously synthesized crystals. The combined algorithm is found to efficiently unearth topological materials and predict topological properties like protected surface states. On applying our algorithm to just 8 out of the 230 space groups, we already discover numerous materials candidates displaying a diversity of topological phenomena, which are simultaneously captured in a single sweep. The list includes recently proposed classes of TC insulators that had no previous materials realization as well as other topological phases, including: (i) a screw-protected 3D TC insulator, β -MoTe₂, with gapped surfaces except for 1D helical “hinge” states; (ii) a rotation-protected TC insulator BiBr with coexisting surface Dirac cones and hinge states; (iii) non-centrosymmetric Z_2 topological insulators undetectable using the well-established parity criterion, AgXO (X=Na,K,Rb); (iv) a Dirac semimetal MgBi₂O₆; (v) a Dirac nodal-line semimetal AgF₂; and (vi) a metal with three-fold degenerate band crossing near the Fermi energy, AuLiMgSn. Our work showcases how the recent theoretical insights on the fundamentals of band structures can aid in the practical goal of discovering new topological materials.

I. INTRODUCTION

Topological materials, exemplified by the topological insulators (TIs) and nodal semimetals, showcase intriguing physical properties which could not emerge had electrons been classical point-like particles [1–3]. Most of the known varieties of topological phenomena arising in weakly correlated materials require symmetry protection, and the inherent richness of spatial symmetries of crystals manifests as a corresponding diversity of distinct electronic phases. Depending on the spatial symmetries at play, an insulating 3D topological material could be characterized by surface states featuring protected conical or quadratic dispersions [4–7], interesting band connectivities [8], or even 1D gapless modes pinned to the hinges of the crystal facets [9–15]. Moreover, spatial symmetries also stabilize band crossings and give rise to various kinds of nodal semimetals [3].

There is much interest in finding concrete materials candidates for the various topological crystalline (TC) phases. A conventional “designer” approach can be summarized as follows: first, one specifies a topological (crystalline) phase of interest, and, typically through intuition, identifies possible materials classes which have the approach symmetry and chemistry ingredients; second, one performs realistic first-principle electronic calculations; third, one extracts the band topology from the calculation, either through the evaluation of wave-function-based invariants [1, 2] or, when applicable, through simple criteria relating symmetry representations to specific forms of band topology [16–19]. Such criteria are exemplified by the celebrated Fu-Kane parity criterion for Z_2 TIs [16]. They offer immense computational advantage

in the diagnosis of topological materials, as their evaluation only requires physical data defined on a small set of isolated momenta.

In the described conventional approach, the analysis starts with a particular topological phase in mind. Correspondingly, a negative result only implies the targeted form of band topology is absent, but does not rule out the existence of other forms of nontrivial band topology. With the ever-expanding catalogue of TC phases, such oversight of band topology is nearly inevitable, and one may have to re-analyze all the previously studied materials in the search of a newly proposed class of topological (crystalline) phase of matter.

Here, we propose an alternative paradigm for the discovery of topological materials which can help overcoming the mentioned challenge. Instead of hunting for materials candidates with a targeted form of band topology in mind, our framework automatically singles out all the materials featuring any form of robust band topology, provided that it is detectable using symmetry representations¹. Our approach is inspired by the recent wave of development on establishing a more comprehensive understanding between symmetry representations and band topology [14, 15, 21–25]. In particular, our algorithm is built upon the exhaustive theory of symmetry indica-

¹ By “robust” here, we refer in particular to band topology that is stable against the addition of trivial degrees of freedom, which includes all the usual topological phases with protected surface states. “Fragile topology,” as introduced in Ref. 20, is not robust in this sense, despite the fact that they can be detectable from symmetry representations. Such fragile phases will not be captured in the materials search algorithm described in this work.

tors (SIs) developed in Ref. [22], which enables a reliable discovery of topological materials even without a priori knowledge on the precise form of the band topology involved. Remarkably, the same algorithm can be applied to evaluate the SI of any materials in any space group, which leads to a versatile method well-suited for handling the diversity of TC phases.

To demonstrate the power of this paradigm, we apply our program and search for materials reported in a database of previously synthesized compounds [26], focusing on 8 of the 230 space groups. We discover topological materials featuring an array of distinct topological properties, ranging from weak and strong topological insulators to the recently proposed “higher-order” topological crystalline insulators (TCIs) [9–15]. In addition, our algorithm also captures topological semimetals. In the following, we will highlight four particular materials candidates discovered: (i) β -MoTe₂, a screw-protected TCI with helical 1D hinge states; (ii) BiBr, a C_2 -rotation protected TCI [10] with 2D gapless Dirac-cone surface states coexisting with 1D hinge states on the side; (iii) AgNaO, a non-centrosymmetric strong TI detected using a new SI utilizing the improper four-fold rotation S_4 [14, 15]; and (iv) Bi₂MgO₆, a Dirac semimetal with a clean Fermi surface consisting only of two symmetry-related Dirac points. Other materials found, including weak TI, TCI with hourglass surface states, semimetal with triply degenerate nodal point, and nodal-line semimetal, are described in the supplementary materials (SM) [27].

II. MATERIALS DIAGNOSIS THROUGH SYMMETRY INDICATORS

We will begin by briefly reviewing the theory of symmetry indicators in Ref. 22, which is rested upon the observation that, insofar as symmetry representations are concerned, one can represent any set of bands of interest by a vector² [18, 21]:

$$\mathbf{n} = (\nu, n_{\mathbf{k}_1}^1, n_{\mathbf{k}_1}^2, \dots, n_{\mathbf{k}_1}^{\alpha_1}, \dots, n_{\mathbf{k}_2}^1, n_{\mathbf{k}_2}^2, \dots, n_{\mathbf{k}_2}^{\alpha_2}, \dots, n_{\mathbf{k}_N}^1, n_{\mathbf{k}_N}^2, \dots, n_{\mathbf{k}_N}^{\alpha_N}, \dots), \quad (1)$$

where ν is the total number of the filled energy bands. The subscript $\mathbf{k}_1, \mathbf{k}_2, \dots, \mathbf{k}_N$ runs over the distinct classes of high-symmetry momenta in the Brillouin zone (BZ), and the superscript $1, 2, \dots, \alpha_i, \dots$ labels the irreducible representation (irrep) of the little group ($\mathcal{G}_{\mathbf{k}_i}$) at \mathbf{k}_i . Here, $n_{\mathbf{k}_i}^{\alpha_i}$ denotes the number of times an irrep α_i of $\mathcal{G}_{\mathbf{k}_i}$ appears within the bands of interest, and should be integer-valued if the bands are separated from above and below by band gaps at all the momenta \mathbf{k}_i . However, if the Fermi energy intersects with the energy bands at

a momentum \mathbf{k}_s , then the values of $n_{\mathbf{k}_s}^{\alpha_s}$ are ill-defined. Nonetheless, one can still formally compute $n_{\mathbf{k}_s}^{\alpha_s}$ using standard methods, and the values obtained are generically not integer-valued.

While Eq. (1) is defined for a general set of bands, there are strong constraints on \mathbf{n} if the bands correspond to a trivial atomic insulator (AI), i.e., one can construct a full set of symmetry-respecting Wannier orbitals, whose centers fall into one of the Wyckoff positions and transform under symmetries according to the representations of the corresponding site-symmetry groups. Conversely, any combination of Wyckoff positions with a choice on the site-symmetry group representations gives rise to an AI. The data on Wyckoff positions and their associated irreducible symmetry representations (irreps) have been exhaustively tabulated [28–30]. This allows one to readily construct all the possible vectors \mathbf{n} corresponding to an AI (see an example in the supplemental material (SM) [27]).

As any AI is viewed as a vector, it can be expanded over a basis. More concretely, from the mentioned computation one can obtain d_{AI} basis vectors $\{\mathbf{a}_i : i = 1, 2, \dots, d_{\text{AI}}\}$, such that for any vector \mathbf{n}_{AI} arising from an AI, one can expand

$$\mathbf{n}_{\text{AI}} = \sum_{i=1}^{d_{\text{AI}}} m_i \mathbf{a}_i, \quad (2)$$

where m_i are integers. The entries appearing in the basis vectors \mathbf{a}_i are all integer-valued, and we denote the largest common factor of the entries by C_i . As, like any vector space, the basis vectors are not uniquely defined, one may wonder if C_i has any physical meaning. However, there exist special choices of basis for which the values of C_i are maximized, and such basis can be found through the Smith normal decomposition. As concrete examples, the AI basis vectors we use in this work, chosen to maximize C_i , are all listed in the SM [27]. Unlike the basis vectors themselves, the set of maximized common factors $\{C_1, \dots, C_{d_{\text{AI}}}\}$ is fixed for any symmetry setting, and one may further label the basis vectors such that $C_1 \leq C_2 \leq \dots \leq C_{d_{\text{AI}}}$.

While our discussion so far is restricted to the symmetry analysis of trivial atomic insulators, it forms the anchor for an efficient diagnosis of topological materials achieved by integrating the described with first-principle calculations. To see how, consider a material to be diagnosed. We first perform a routine band-structure calculation to obtain $n_{\mathbf{k}}^\alpha$, the multiplicities of the symmetry representations at the high-symmetry momenta \mathbf{k}_i for the filled bands. We then subject \mathbf{n} to the same expansion of the AI basis \mathbf{a}_i as in Eq. (2) to arrive at a collection of expansion coefficients $\{q_i\}$. If the materials of interest are time-reversal invariant and features significant spin-orbit coupling, the coefficients $\{q_i\}$ can be classified into the following three cases (the discussion below has to be appropriately modified for other symmetry settings [24, 25]):

² Technically, these integer-valued “vectors” are not truly vectors; we will nonetheless abuse the terminology here to highlight the linear structure they obey.

TABLE I. We focus on the following space groups (SGs), in which a strong topological insulators generate a \mathbb{Z}_4 subgroup in the group of symmetry indicators, X_{BS} . The entry $2 \in \mathbb{Z}_4$ corresponds to various kinds of topological crystalline insulators, and the predicted materials candidates for such phases are tabulated.

X_{BS}	$\mathbb{Z}_2^3 \times \mathbb{Z}_4$	$\mathbb{Z}_2^2 \times \mathbb{Z}_4$	$\mathbb{Z}_2 \times \mathbb{Z}_4$	\mathbb{Z}_4
SG	2	11,12	166	61, 136, 227
Materials	Ag ₂ F ₅	β -MoTe ₂ , BiBr	A7-P	c-TiS ₂

Case 1 A band gap is found at all momenta \mathbf{k}_i and q_i 's are all integers.

This indicates that \mathbf{n} is formally indistinguishable from an AI as far as (stable) symmetry representations are concerned. As such, the material at hand is either an atomic insulator, an accidental (semi-)metal, or possesses band topology that is either indiscernible from a representation viewpoint [15, 17, 22] or is not stable against the addition of trivial degrees of freedom [20, 22]. A more refined wave-function-based analysis is required if a more comprehensive understanding on the material is desired.

Case 2: A band gap is found at all momenta \mathbf{k}_i but some q_i 's are not integers. Nonetheless, $q_i C_i$'s are all integers.

Barring the possibility of additional accidental band crossings, which one can readily check by computing the energy (but not wave-functions) of the bands over the entire BZ, the material at hand is a band insulator with nontrivial band topology [14, 15, 22]. Furthermore, the topological properties of the material can be exposed by evaluating the symmetry indicator (SI) $r_i \equiv q_i C_i \text{ mod } C_i$, which takes value in $0, 1, \dots, C_i - 1$. Note that, if $C_i = 1$, then r_i is necessarily 0 and conveys no information. As we have arranged the integers C_i in ascending order, we can assume $C_i = 1$ for all $i < p$ and hence drop r_1, \dots, r_{p-1} from the discussion. The SI can then be viewed as an element of the group [22] $X_{BS} \equiv \mathbb{Z}_{C_p} \times \mathbb{Z}_{C_{p+1}} \times \dots \times \mathbb{Z}_{C_{d_{AI}}}$, and one can infer the possible forms of band topology associated to the materials from the results in Refs. 14 and 15. Note that, if X_{BS} is trivial for a space group, then this case can never occur.

We remark that, as we will see below, for some cases there could be distinct forms of band topology giving rise to the same SI, and as such one has to further evaluate their associated band invariants to pinpoint its concrete topological properties.

Case 3: Not all of $q_i C_i$'s are integers.

As proven in Ref. 22, this indicates that the material is a symmetry-protected (semi-)metal, where a (nodal) Fermi surface is unavoidable given the symmetries and filling of the crystal. Note that this case can occur even when X_{BS} is trivial.

From the discussion above, we see that cases 2 and 3 respectively correspond to promising materials candidates

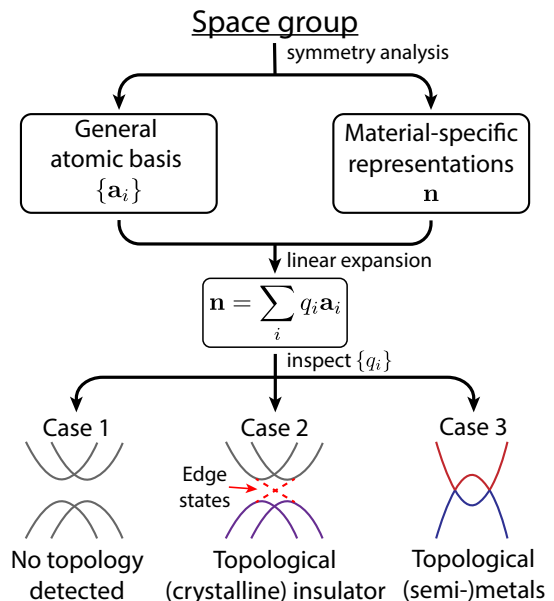


FIG. 1. Topological materials discovery algorithm. The expansion coefficients $\{q_i\}$ of the materials-specific representation vector \mathbf{n} against the atomic basis $\{\mathbf{a}_i\}$ can be classified into three cases. Cases 2 and 3 correspond respectively to promising materials candidates for topological (crystalline) insulators and semimetals.

for topological crystalline insulators and (semi-)metals, with the only uncertainty being the detailed energetics which might bring about unwanted trivial bands near the Fermi energy. Therefore, by screening materials through computing their SIs, one can channel most of the computational effort to these promising candidates for an efficient discovery of new topological material.

In the following, we apply our search strategy (Fig. 1) to discover a variety of topological materials. In particular, we will focus on experimentally synthesized crystals [26] with significant spin-orbit coupling and no magnetic atoms. Furthermore, we restrict our attention to materials with ≤ 30 atoms in the primitive unit cell.

We will focus our search to a number of space groups for which the SI group X_{BS} is particularly interesting. First, we will focus on centrosymmetric space groups (i.e., containing inversion), for which X_{BS} (in the present symmetry setting) contains a factor of \mathbb{Z}_4 . The generator $1 \in \mathbb{Z}_4$ corresponds to a strong TI, and the \mathbb{Z}_4 structure, as discussed in Ref. 22, implies that taking two copies of an inversion-symmetric strong TI results in a nontrivial insulator even when all the conventional \mathbb{Z}_2 TI indices have been trivialized. It was later realized that such materials with SI $2 \in \mathbb{Z}_4$ will always possess symmetry-protected surface states [10, 14, 15], and they showcase a very rich phenomenology which depends on the precise symmetry setting at hand: the surface states could be 2D in nature when protected by a mirror, glide, or a rotation symmetry, or may manifest as 1D hinge

states when protected by inversion or screw symmetries (Fig. 2a). We will provide explicit materials candidates for TCIs with SI $2 \in \mathbb{Z}_4$, which are discovered through our search among materials crystallizing in the centrosymmetric space groups (\mathcal{SG} s) **2**, **11**, **12**, **61**, **136**, **166**, **227**. In particular, note that these space groups have $X_{\text{BS}} = (\mathbb{Z}_2)^j \times \mathbb{Z}_4$ with $j = 0, 1, 2, 3$ (Table I), where the \mathbb{Z}_2 factors correspond to either weak TIs or weak mirror Chern insulators. In addition, we further consider the non-centrosymmetric space group **216**, which contains the improper four-fold rotation S_4 symmetry, which enables one to diagnose a strong TI through SI [14, 15, 22] even when the Fu-Kane criterion [16] is not applicable.

Aside from TCIs corresponding to case 2 above, we also encountered numerous materials realizing case 3 above, which correspond to symmetry-protected (semi-)metals. We will also discuss the particularly promising candidates found.

III. SCREW-PROTECTED HINGE-STATES IN $\beta\text{-MoTe}_2$

Our first example is the transition-metal dichalcogenide (TMD) $\beta\text{-MoTe}_2$, discovered through a search of materials crystallizing in space group (\mathcal{SG}) **11** ($P2_1/m$). MoTe_2 has three different structural phases: hexagonal α -phase [31], monoclinic β -phase [32] and orthorhombic γ -phase [33]. At room temperature, $\beta\text{-MoTe}_2$ forms a monoclinic structure with \mathcal{SG} **11** [32]. Its monolayer crystal has been proposed as a candidate of quantum spin Hall insulator [34]. Furthermore, around 240–260 K it undergoes a structural transition to the non-centrosymmetric γ -phase [35]. The γ -phase was theoretically predicted to be a type-II Weyl semimetal and has been verified experimentally [36–39]. Interestingly, we found that $\beta\text{-MoTe}_2$ in bulk crystal form is a $2 \in \mathbb{Z}_4$ TCI in \mathcal{SG} **11**, which features 1D helical hinge surface states protected by a two-fold screw symmetry.

As shown in Fig. 2b, in spite of the presence of electron and hole pockets, $\beta\text{-MoTe}_2$ has finite direct band gap throughout the whole BZ. For \mathcal{SG} **11**, there are $d_{\text{AI}} = 5$ AI basis vectors [22], which we denote by \mathbf{a}_i for $i = 1, \dots, 5$. Using the convention described in Sec. II, one finds $C_1 = C_2 = 1$, $C_3 = C_4 = 2$, and $C_5 = 4$. This implies the SI group is $X_{\text{BS}} = \mathbb{Z}_2 \times \mathbb{Z}_2 \times \mathbb{Z}_4$ (details are shown in the SM [27]). Based on the electronic structure calculation, we calculate the irrep multiplicities $n_{\mathbf{k}}^{\alpha'}$ s for the 56 valence bands, and obtain the representation vector \mathbf{n} . Expanding \mathbf{n} as in Eq. 2, we get $(q_1, q_2, q_3, q_4, q_5) = (12, 2, 1, 1, \frac{1}{2})$. Thus, $\beta\text{-MoTe}_2$ has a SI of $(0, 0, 2) \in \mathbb{Z}_2 \times \mathbb{Z}_2 \times \mathbb{Z}_4$, which indicates non-trivial band topology.

As one can verify explicitly through the inversion eigenvalues of the bands, the SI $(0, 0, 2)$ for \mathcal{SG} **11** implies the conventional \mathbb{Z}_2 TI invariants are all trivial [22]. Rather, the entry $2 \in \mathbb{Z}_4$ can be interpreted through a recently introduced inversion topological in-

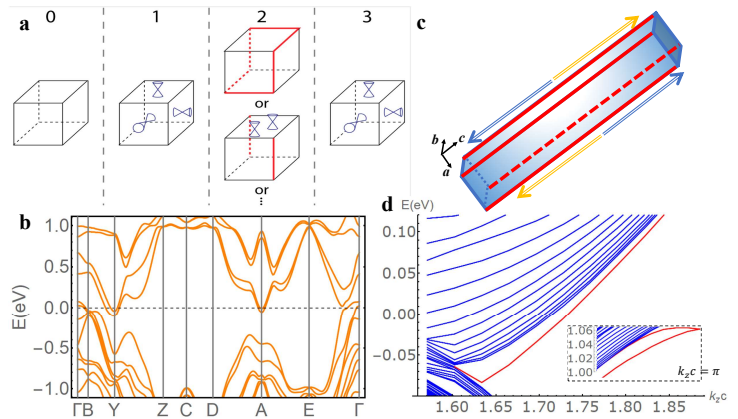


FIG. 2. (a) Representative topological (crystalline) phases corresponding to the \mathbb{Z}_4 subgroup of the symmetry indicators considered. While materials with indicators $1, 3 \in \mathbb{Z}_4$ correspond to conventional strong topological insulators, and that $0 \in \mathbb{Z}_4$ is consistent with a trivial phase, systems with indicator $2 \in \mathbb{Z}_2$ can correspond to a diverse set of topological phases protected by crystalline symmetries. It is worth mentioning that topological phase transition among these phases can be obtained through parity switch (details are given in SM [27]). (b) The electronic structure of bulk $\beta\text{-MoTe}_2$ from first principles calculation. (c) Geometric setting for the calculation in (d), where open boundary conditions along the a- and b-axes with lengths of 20 and 50 lattice constants respectively, and periodic boundary condition is imposed along the screw axis (i.e., c-axis). (d) The electronic structure on the prism depicted in (c). The red lines correspond to the dispersions of the hinge states (each is two-fold degenerate). Inset shows the same plot but for a different energy window, showing in particular the expected Kramers degeneracy at $k_z = \pi/c$. We find there are four bands whose eigenstates are mainly localized at two of the four hinges between the (100) and (010) planes, as indicated by thick red lines in (c). These hinge states showcase a characteristic spin-momentum locking indicating their helical nature, as expected from the theoretical predictions [14, 15]. This is shown schematically by the colored arrows in (c), which denote to the direction of motion for the opposite spins.

variant κ_1 [14, 15]. The SI alone, however, does not uniquely determine the precise form of band topology for \mathcal{SG} **11** [14, 15], since it can correspond to either a mirror-protected TCI characterized by a nontrivial mirror Chern number (MCN), or a 2_1 screw-protected TCI with characteristic hinge-surface states. These two scenarios can be further distinguished by computing the MCN on the two planes with $k_z = 0$ and $k_z = \pi/c$. Our results, computed through the WIEN2k package [40], show that the MCNs vanish for both planes (see SM for details [27]). Therefore, we conclude $\beta\text{-MoTe}_2$ is a candidate for the 2_1 screw-protected TCI.

To verify the above theoretical predictions, we study

the electronic structure on an inversion symmetric prism as shown in Fig. 2c. We impose open boundary conditions along two directions, and periodic boundary condition along the screw axis. Due to the large size of the supercell, we compute the band structure through a tight binding (TB) model by considering orthogonal Mo's d orbitals and Te's p orbitals (details are shown in the SM [27]). Not only owning the same topological feature (i.e. the same $n_{\mathbf{k}}^{\alpha'}$ s, κ_1 and MCNs), the TB model also reasonably reproduces the bulk electronic structure of β -MoTe₂ [27]. The electronic structure on the prism is shown in Fig. 2d. From the spatial profile of the eigenstates, we identify four modes mainly localized at two of the hinges between (100) and (010) planes (Fig. 2c), which correspond to the helical 1D hinge states.

IV. C_2 -PROTECTED DIRAC SURFACE STATES AND COEXISTING HINGE STATES IN BiBr

Next, we consider the monoclinic $\mathcal{SG}12$ (C_2/m), which contains a (symmorphic) C_2 rotation symmetry. Unlike the 2_1 screw, which is not respected on any surface, C_2 is respected on the surface normal to the rotation axis, and hence one expects 2D gapless surface states on for C_2 -protected topological phases. Furthermore, it was found that such 2D surface states coexist with 1D hinge states [10].

Similar to the previous discussion, we first compute the AI basis vectors, from which we recover $d_{\text{AI}} = 7$ and the SI group $X_{\text{BS}}^{\mathcal{SG}12} = \mathbb{Z}_2 \times \mathbb{Z}_2 \times \mathbb{Z}_4$ [22, 27]. This is then used in the materials search, and we identify BiBr [41] as a TCI with a SI of (0, 0, 2). This compound is an insulator with a considerably large band gap (~ 0.24 eV), as shown in Fig. 3a [27]. This SI guarantees that the conventional \mathbb{Z}_2 TI indices all vanish [22], and it remains to determine if the band topology is protected by mirror or the C_2 rotation symmetry [14, 15]. To this end, we computed the MCNs for the mirror planes $k_z = 0$ and $k_z = \frac{\pi}{c}$, and found that they both vanish. This establishes BiBr as a first example of the C_2 -rotation protected TCI.

To further analyze the properties of BiBr, we construct a TB model starting with the p orbitals for both Bi and Br [27]. Reproducing the electronic structures well, our TB model is also topologically equivalent to that of the first principles calculation results. To verify the presence of hinge states, we take an inversion-symmetric prism geometry similar to Fig. 2c, with periodic boundary condition along the (0, 0, 1) direction (i.e. k_z is conserved) but open boundary conditions for the (0, 1, 0) and (1/2, 0, 1/2) directions (the directions are denoted using the conventional lattice basis vectors [27]). The band structure of the TB model on the prism is shown in Fig. 3(b). As expected, a pair of helical hinge states are found.

In addition, two symmetry-related Dirac cones predicted on the (0, 0, 1) surface of this TCI [10]. This is verified explicitly by computing the electronic structure in a slab geometry. The results are shown in Fig.

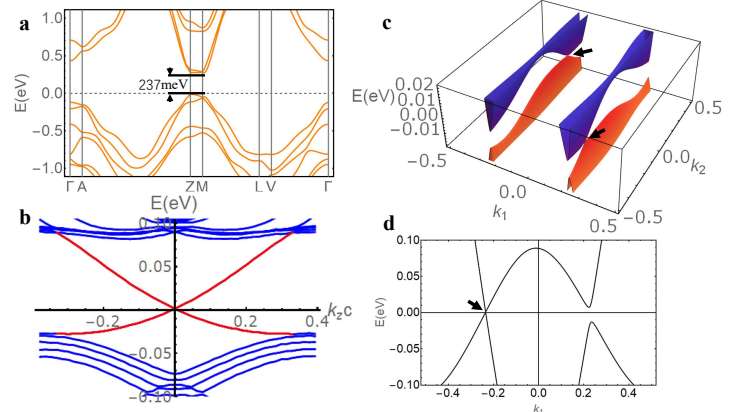


FIG. 3. (a) Electronic structure of bulk BiBr from density functional calculation. (b) The hinge states along \mathbf{c} direction of a centrosymmetric prism for BiBr; the red lines denote hinge states traversing the bulk gap. Similar to the β -MoTe₂ case, they are mainly localized at opposite hinges related by C_2 rotation. (c) (001)-surface states for BiBr based on a tight-binding model. Two symmetry-protected Dirac cones are found, as indicated by the black arrows. (d) A line cut of (b) at $k_2 = 0.333$, which clearly shows the Dirac band crossing at about $k_1 = -0.237$.

3(c,d), which clearly demonstrate the existence of the C_2 -protected surface Dirac cones. On each surface, there are two Dirac cones located at the generic, but C_2 -related, pair of points $((k_1^D, k_2^D) = \pm(-0.237, 0.333)$ measured with respect to the surface reciprocal lattice vectors.

V. NON-CENTROSYMMETRIC STRONG TI AgNaO

While the Fu-Kane parity criterion [16] is instrumental in the discovery of \mathbb{Z}_2 TIs, it is not applicable to crystals without inversion symmetry. Since a Weyl semimetallic phase is expected to intervene a trivial-topological phase transition in the absence of inversion symmetry [42], it is also of great interest to discover TI materials classes in non-centrosymmetric \mathcal{SG} s. Curiously, unlike the conventional approach where the inapplicability of the Fu-Kane criterion demands a wave-function-based computation of the \mathbb{Z}_2 invariants [43, 44], it was found that the improper four-fold rotation S_4 allows one to diagnose the strong TI index using SI [14, 15].

In view of this, we apply our search algorithm to the $\mathcal{SG}216$ ($F\bar{4}3m$), which are non-centrosymmetric and contains S_4 in the point group. We find AgXO (X=Na,K,Rb) [45] to be insulators with the SI $1 \in \mathbb{Z}_2$. In the following, we take AgNaO as an example, with the corresponding discussions for AgKO and AgRbO relegated to the SM [27]. As shown in Fig. 4, AgNaO has

a full gap ($\sim 83\text{meV}$). Its strong TI nature can also be understood from its orbital characters: throughout the BZ, the s (d) band is mainly above (below) the Fermi level. However, there is a band inversion near the Γ point, where the s -like Γ_6 bands are below the d -like Γ_7 bands (Fig. 4). As shown in the SM [27], this band-inversion pattern results in an S_4 invariant, as defined in Refs. 14 and 15, of $\kappa_4 = 1$, which is consistent with the claim that it is a strong TI.

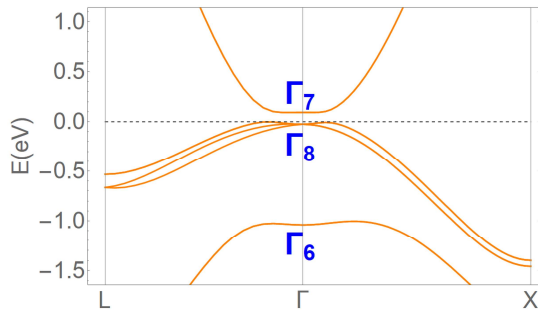


FIG. 4. Electronic structure of the non-centrosymmetric strong topological insulator AgNaO. $\Gamma_{6,7}$ and Γ_8 label the two 2D irreps and one 4D irrep, respectively.

VI. DIRAC SEMIMETAL MgBi_2O_6

As illustrated in Sec. II and highlighted in Fig. 1, our algorithm is not limited to discovery topological (crystalline) insulators, but is also well-suited to unearth topological semimetals. Here, we report our discovery that MgBi_2O_6 is a Dirac semimetal with a nodal Fermi surface comprising only of a pair of symmetry-related Dirac points.

MgBi_2O_6 crystallizes in the centrosymmetric $\mathcal{SG136}$ ($P4_2/mnm$) [46]. We found that its expansion coefficients $\{q_i\}$ fall into case 3 of Fig. 1, which dictates necessarily gaplessness at the Fermi surface. Further band structure calculation reveals that the symmetry-dictated band crossings locate exactly at the Fermi energy without any accompanying trivial bands. The stability of the band crossing points can be understood as follows: near the Fermi level, the low energy electronic behavior is mainly determined by Bi-6s states (conduction bands) and O-2p states (valence bands). Along the high-symmetry line Γ -Z, the Bi-6s and O-2p respectively furnish the Λ_6 and Λ_7 representations of the little group C_{4v} . In addition, there is a band inversion ($\sim 0.2\text{eV}$) at the Γ point, and therefore a symmetry-protected band crossing occurs along Γ -Z. In the SM [27], we further show from a $\mathbf{k} \cdot \mathbf{p}$ analysis that the band crossing leads to a Dirac point.

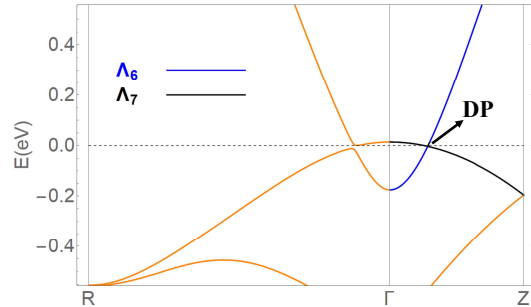


FIG. 5. Electronic structure of Dirac semimetal MgBi_2O_6 . Along the Γ -Z line, there is a Dirac point originated from the crossing of two different 2D irreps (Λ_6 and Λ_7 , indicated by black and blue lines respectively) which is protected by C_{4v} symmetry.

VII. OTHER TOPOLOGICAL MATERIALS DISCOVERED

Other $2 \in \mathbb{Z}_4$ materials. Besides β - MoTe_2 and BiBr, we also find three other materials candidates with a SI of $2 \in \mathbb{Z}_4 \leq X_{\text{BS}}$. We will summarize the findings below, and relegate the detailed analysis to the SM [27].

First, we found that the cubic crystal TiS_2 [47] ($\mathcal{SG227}$) is a glide-protected TCI with hourglass surface states. Second, elemental phosphorus in the A7 structure ($\mathcal{SG166}$), which occurs at about 9GPa [48], is predicted to be an inversion-protected TCI with 1D hinge states, akin to the recently realized case of elemental bismuth [49]. Finally, we find that Ag_2F_5 [50] ($\mathcal{SG2}$) is a weak TI with additional inversion-protected band topology characterized by the invariant $\kappa_1 = 2$.

Centrosymmetric strong TIs. Our search algorithm also naturally identifies conventional strong TIs diagnosable through the Fu-Kane parity criterion [16]. We identify CaAs_3 ($\mathcal{SG2}$), Bi_2PbTe_4 ($\mathcal{SG166}$) and CaGa_2As_2 ($\mathcal{SG166}$) are all STIs [27].

Other types of topological semimetals. We also found other topological semimetals corresponding to case 3 described in Sec. II. In particular, AuLiMgSn and AgF_2 are particularly interesting, with the former featuring symmetry-enforced band crossings leading to three-fold degenerate gaplessness points, albeit at ~ 0.3 eV above the Fermi energy, and the latter realizing a nodal line semimetal. The electronic structures and symmetry analysis are presented in the SM [27].

VIII. CONCLUSION

We proposed an efficient and versatile method to search for topological (crystalline) materials by combin-

ing the theory of symmetry indicators of band topology combined with first principles calculations. Focusing on merely 8 space groups, we discovered numerous topological materials featuring a diverse set of band topology, which ranges from conventional \mathbb{Z}_2 topological insulators and nodal semimetals to recently proposed phases of topological crystalline insulators. Many more symmetry settings are yet to be explored. To wit, there are 230 space groups, and even 1,651 magnetic space groups, for which the symmetry indicators have been completely derived [22, 24]. It is of great interest to apply our materials search strategy to these other symmetry settings, where many more topological materials likely reside.

Note Added: While completing this manuscript, Ref. 51 appeared, which proposed a candidate material for a rotation-symmetry protected TCI confirmed using sym-

metry indicators.

ACKNOWLEDGMENTS

HCP and AV thank E. Khalaf and H. Watanabe for earlier collaborations on related topics. FT and XGW were supported by National Key R&D Program of China (No. 2017YFA0303203 and 2018YFA0305700), the NSFC (No. 11525417, 51721001 and 11790311). FT was also supported by the program B for Outstanding PhD candidate of Nanjing University. XGW was partially supported by a QuantEmX award funded by the Gordon and Betty Moore Foundation's EPIQS Initiative through ICAM-I2CAM, Grant GBMF5305 and by the Institute of Complex Adaptive Matter (ICAM). AV is supported by NSF DMR-1411343, a Simons Investigator Grant, and by the ARO MURI on topological insulators, grant W911NF-12-1-0961.

-
- [1] M. Z. Hasan and C. L. Kane, *Rev. Mod. Phys.* **82**, 3045 (2010).
 - [2] X.-L. Qi and S.-C. Zhang, *Rev. Mod. Phys.* **83**, 1057 (2011).
 - [3] N. P. Armitage, E. J. Mele, and A. Vishwanath, *Rev. Mod. Phys.* **90**, 015001 (2018).
 - [4] L. Fu, *Phys. Rev. Lett.* **106**, 106802 (2011).
 - [5] R.-J. Slager, A. Mesaros, V. Juricic, and J. Zaanen, *Nat Phys* **9**, 98 (2013).
 - [6] Y. Ando and L. Fu, *Annual Review of Condensed Matter Physics* **6**, 361 (2015).
 - [7] B. J. Wieder, B. Bradlyn, Z. Wang, J. Cano, Y. Kim, H.-S. D. Kim, A. M. Rappe, C. L. Kane, and B. A. Bernevig, *ArXiv e-prints* (2017), [arXiv:1705.01617](https://arxiv.org/abs/1705.01617).
 - [8] Z. Wang, A. Alexandradinata, R. J. Cava, and B. A. Bernevig, *Nature* **532**, 189 EP (2016), article.
 - [9] F. Schindler, A. M. Cook, M. G. Vergniory, Z. Wang, S. S. Parkin, B. A. Bernevig, and T. Neupert, *arXiv preprint arXiv:1708.03636* (2017).
 - [10] C. Fang and L. Fu, *arXiv preprint arXiv:1709.01929* (2017).
 - [11] J. Langbehn, Y. Peng, L. Trifunovic, F. von Oppen, and P. W. Brouwer, *Phys. Rev. Lett.* **119**, 246401 (2017).
 - [12] Z. Song, Z. Fang, and C. Fang, *Phys. Rev. Lett.* **119**, 246402 (2017).
 - [13] W. A. Benalcazar, B. A. Bernevig, and T. L. Hughes, *Phys. Rev. B* **96**, 245115 (2017).
 - [14] Z. Song, T. Zhang, Z. Fang, and C. Fang, *ArXiv e-prints* (2017), [arXiv:1711.11049](https://arxiv.org/abs/1711.11049).
 - [15] E. Khalaf, H. C. Po, A. Vishwanath, and H. Watanabe, *ArXiv e-prints* (2017), [arXiv:1711.11589](https://arxiv.org/abs/1711.11589).
 - [16] L. Fu and C. L. Kane, *Phys. Rev. B* **76**, 045302 (2007).
 - [17] C. Fang, M. J. Gilbert, and B. A. Bernevig, *Phys. Rev. B* **86**, 115112 (2012).
 - [18] A. M. Turner, Y. Zhang, R. S. K. Mong, and A. Vishwanath, *Phys. Rev. B* **85**, 165120 (2012).
 - [19] T. L. Hughes, E. Prodan, and B. A. Bernevig, *Phys. Rev. B* **83**, 245132 (2011).
 - [20] H. C. Po, H. Watanabe, and A. Vishwanath, *ArXiv e-prints* (2017), [arXiv:1709.06551](https://arxiv.org/abs/1709.06551).
 - [21] J. Kruthoff, J. de Boer, J. van Wezel, C. L. Kane, and R.-J. Slager, *Phys. Rev. X* **7**, 041069 (2017).
 - [22] H. C. Po, A. Vishwanath, and H. Watanabe, *Nature Communications* **8**, 50 (2017).
 - [23] B. Bradlyn, L. Elcoro, J. Cano, M. G. Vergniory, Z. Wang, C. Felser, M. I. Aroyo, and B. A. Bernevig, *Nature* **547**, 298 EP (2017), article.
 - [24] H. Watanabe, H. C. Po, and A. Vishwanath, *arXiv preprint arXiv:1707.01903* (2017).
 - [25] C. Fang, Z. Song, and T. Zhang, *ArXiv e-prints* (2017), [arXiv:1711.11050](https://arxiv.org/abs/1711.11050).
 - [26] M. Hellenbrandt, *Crystallography Reviews* **10**, 17 (2004).
 - [27] "See supplemental materials,".
 - [28] C. J. Bradley and A. P. Cracknell, *The Mathematical Theory of Symmetry in Solids: Representation Theory for Point Groups and Space Groups* (Oxford University Press, 1972).
 - [29] T. Hahn, ed., *International Tables for Crystallography*, 5th ed., Vol. A: Space-group symmetry (Springer, 2006).
 - [30] M. I. Aroyo, A. Kirov, C. Capillas, J. M. Perez-Mato, and H. Wondratschek, *Acta Crystallogr. Sect. A* **62**, 115 (2006).
 - [31] L. Brixner, *Journal of Inorganic and Nuclear Chemistry* **24**, 257 (1962).
 - [32] B. E. Brown, *Acta Crystallographica* **20**, 268 (1966).
 - [33] R. Clarke, E. Marseglia, and H. P. Hughes, *Philosophical Magazine B* **38**, 121 (1978).
 - [34] X. Qian, J. Liu, L. Fu, and J. Li, *Science* **346**, 1344 (2014).
 - [35] R. Clarke, E. Marseglia, and H. P. Hughes, *Philosophical Magazine B*, *Philosophical Magazine B* **38**, 121 (1978).
 - [36] K. Deng, G. Wan, P. Deng, K. Zhang, S. Ding, E. Wang, M. Yan, H. Huang, H. Zhang, Z. Xu, J. Denlinger, A. Fedorov, H. Yang, W. Duan, H. Yao, Y. Wu, S. Fan, H. Zhang, X. Chen, and S. Zhou, *Nature Physics* **12**, 1105 (2016).

- [37] A. Tamai, Q. S. Wu, I. Cucchi, F. Y. Bruno, S. Riccò, T. K. Kim, M. Hoesch, C. Barreateau, E. Giannini, C. Besnard, A. A. Soluyanov, and F. Baumberger, *Phys. Rev. X* **6**, 031021 (2016).
- [38] L. Huang, T. M. McCormick, M. Ochi, Z. Zhao, M.-T. Suzuki, R. Arita, Y. Wu, D. Mou, H. Cao, J. Yan, N. Trivedi, and A. Kaminski, *Nature Materials* **15**, 1155 (2016).
- [39] J. Jiang, Z. K. Liu, Y. Sun, H. F. Yang, C. R. Rajamathi, Y. P. Qi, L. X. Yang, C. Chen, H. Peng, C.-C. Hwang, S. Z. Sun, S.-K. Mo, I. Vobornik, J. Fujii, S. S. P. Parkin, C. Felser, B. H. Yan, and Y. L. Chen, *Nature Communications* **8**, 13973 (2017).
- [40] P. Blaha, K. Schwarz, G. Madsen, D. Kvasicka, and J. Luitz, *An Augmented Plane Wave Plus Local Orbitals Program for Calculating Crystal Properties* (2001).
- [41] von Benda Heike, S. Arndt, and B. Wolfgang, *Zeitschrift für anorganische und allgemeine Chemie* **438**, 53 (1978).
- [42] S. Murakami, *New Journal of Physics* **9**, 356 (2007).
- [43] C. L. Kane and E. J. Mele, *Phys. Rev. Lett.* **95**, 146802 (2005).
- [44] W. Feng, J. Wen, J. Zhou, D. Xiao, and Y. Yao, *Computer Physics Communications* **183**, 1849 (2012).
- [45] R. Umamaheswari, M. Yogeswari, and G. Kalpana, *Solid State Communications* **155**, 62 (2013).
- [46] N. Kumada, N. Takahashi, N. Kinomura, and A. Sleight, *Materials Research Bulletin* **32**, 1003 (1997).
- [47] P. Lightfoot, F. Krok, J. Nowinski, and P. Bruce, *Journal of Materials Chemistry* **2**, 139 (1992).
- [48] T. Kikegawa and I. H., *Acta Crystallographica section B-Structral Science* **39**, 158 (1983).
- [49] F. Schindler, Z. Wang, M. G. Vergniory, A. M. Cook, A. Murani, S. Sengupta, A. Y. Kasumov, R. Deblock, S. Jeon, I. Drozdov, H. Bouchiat, S. Guéron, A. Yazdani, B. A. Bernevig, and T. Neupert, ArXiv e-prints (2018), [arXiv:1802.02585](https://arxiv.org/abs/1802.02585).
- [50] R. Fischer and B. Mueller, *Zeitschrift fuer Anorganische und Allgemeine Chemie* **628**, 2592 (2002).
- [51] X. Zhou, C.-H. Hsu, T.-R. Chang, H.-J. Tien, Q. Ma, P. Jarillo-Herrero, N. Gedik, A. Bansil, V. M. Pereira, S.-Y. Xu, H. Lin, and L. Fu, (2018), [arXiv:1805.05215](https://arxiv.org/abs/1805.05215).

Supplementary Materials

CONTENTS

I. Detailed descriptions on implementation of SI method.	1
II. The detailed discussions on materials highlighted in the main text	2
A. β -MoTe ₂	2
B. BiBr	5
C. AgXO, X=Na, K, Rb	7
D. $\mathbf{k} \cdot \mathbf{p}$ model for the Dirac semimetal in the main text	7
III. The other “2 in \mathbb{Z}_4 ” materials	9
A. Hourglass insulator TiS ₂	9
B. Weak topological insulator: Ag ₂ F ₅	10
C. Helical Hinge gapless states in A7 phosphorus	10
IV. Predicted strong topological insulators by 1, 3 in \mathbb{Z}_4	11
V. The other predicted semimetals by SI method	11
A. Three-fold degenerate fermions	12
B. The nodal-line semimetal AgF ₂	12
VI. First principles calculations of mirror Chern numbers	15
A. Techniques involved in first principles calculations of mirror Chern numbers	15
B. Details for calculation of C_M in β -MoTe ₂ and BiBr	16
VII. Tight binding model for MoTe ₂ and BiBr	17
VIII. Method	17
IX. Calculation of atomic insulator basis	17
X. Reduction of AI on HSPs	19
XI. Atomic basis vectors	20
References	20

I. DETAILED DESCRIPTIONS ON IMPLEMENTATION OF SI METHOD.

Symmetry indicators (SIs) [1] of band topology are very powerful for the efficient diagnosis and prediction of topological materials based on the first principles calculations. In this section, we will give detailed descriptions on how to implement the SI method to a real material, and diagnose it by first principles calculations. Other than an indicator of band topology for the insulator, SI method is also very powerful to diagnose the topological semimetal (e.g. Dirac semimetal (DSM), multiple-fold degenerate semimetal, nodal-line semimetal, etc.) as we will show in the following section.

One first performs a routine first principles electronic structure calculation for a material. Then according to the space group (\mathcal{SG}), one can obtain the irreducible representations (irreps) of its valence bands (i.e. the first ν bands, where ν is the number of valence electrons in the primitive unit cell) at all the high symmetry points (HSPs) in the Brillouin zone (BZ). We denote the little group at the i th HSP, namely k_i point, as $\mathcal{G}(\mathbf{k}_i)$. The α_i th ($\alpha_i = 1, 2, \dots$) irreducible representation (irrep) of $\mathcal{G}(\mathbf{k}_i)$ is labeled by α_i . If the valence bands and conduction bands are separated throughout the BZ, the electronic structure can be described by the number of the occurrences for the α_i th irrep

in the valence electronic bands, i.e. $n_{\mathbf{k}_i}^{\alpha_i}$. The symmetry content of such valence bands is dubbed a ‘‘band structure’’ (BS) in Ref. 1. The BS can be represented by an integer-valued vector, $\mathbf{n} =$:

$$(\nu, n_{\mathbf{k}_1}^1, n_{\mathbf{k}_1}^2, \dots, n_{\mathbf{k}_1}^{\alpha_1}, \dots, n_{\mathbf{k}_1}^{r_1}, n_{\mathbf{k}_2}^1, n_{\mathbf{k}_2}^2, \dots, n_{\mathbf{k}_2}^{\alpha_2}, \dots, n_{\mathbf{k}_2}^{r_2}, \dots, n_{\mathbf{k}_N}^1, \dots, n_{\mathbf{k}_N}^{\alpha_N}, \dots, n_{\mathbf{k}_N}^{r_N}). \quad (1)$$

$$n_{\mathbf{k}_1}^1, \dots, n_{\mathbf{k}_1}^{\alpha_i}, \dots, n_{\mathbf{k}_1}^{r_i}, \dots, n_{\mathbf{k}_N}^1, \dots, n_{\mathbf{k}_N}^{\alpha_N}, \dots, n_{\mathbf{k}_N}^{r_N}). \quad (2)$$

In the above equation, \mathbf{k}_i denotes the HSP as before, where i takes $1, 2, \dots, N$ (N is the total number of HSPs). The superscript labels the irrep for the corresponding $\mathcal{G}(\mathbf{k}_i)$, $\alpha_i = 1, 2, \dots, r_i$ and the number of these irreps is r_i for the i th HSP. All the HSPs and their irreps for the 230 \mathcal{SG} s can be found in Ref. [2].

Suppose that the valence and conduction bands touch at the i th HSP (i.e. \mathbf{k}_i), and these touching bands form the j th irrep of $\mathcal{G}(\mathbf{k}_i)$. We can still obtain $n_{\mathbf{k}_i}^j$ by the standard method. In this case $n_{\mathbf{k}_i}^j$ is not generally an integer. This belongs to Case 3 in the main text. Furthermore, even if all the $n_{\mathbf{k}_i}^{\alpha_i}$ ’s are integers, they may not satisfy all the compatibility relations, i.e., there will be some symmetry-enforced band crossing(s) in high symmetry line or plane. This also belongs to Case 3 of the main text. When there is an indicator of the band crossing, we then need to carefully analyze the position(s) of the band crossing(s).

On the other side, it is clear that the atomic insulator (AI), namely a group of electronic bands adiabatically connected to a strict atomic limit, forms a BS. Ref. 1 has shown that there are $d_{\text{AI}}^{\mathcal{SG}}$ AI basis vectors (i.e. $\mathbf{a}_i^{\mathcal{SG}}$) for any given \mathcal{SG} , i.e. any AI in this \mathcal{SG} can be expressed by a linear combination of $d_{\text{AI}}^{\mathcal{SG}}$ AI basis vectors [1]: $\mathbf{n}^{\text{AI}} = \sum_{i=1}^{d_{\text{AI}}^{\mathcal{SG}}} m_i \mathbf{a}_i^{\mathcal{SG}}$, where m_i ’s are all integers [1] as Eq. 2 of the main text. (In Sec. IX, we give the detailed descriptions on how to calculate the AI basis vectors for a given \mathcal{SG} . We also list the AI basis vectors for all the \mathcal{SG} s encountered in the work in Sec. XI).

In addition to AI, Ref. 1 also found that any BS in \mathcal{SG} can also be expanded on the AI basis vectors:

$$\mathbf{n} = \sum_{i=1}^{d_{\text{AI}}^{\mathcal{SG}}} q_i \mathbf{a}_i^{\mathcal{SG}}, \quad (3)$$

however here the expansion coefficients q_i ’s can be non-integers as we show in the main text. This is because that some AI basis vector \mathbf{a}_i may have a common factor C_i for all its entries, so q_i can be a rational number only requiring that $q_i C_i$ is an integer. When all the q_i ’s are integers, the BS is indistinguishable from an AI as far as symmetry representations are concerned (in the ‘‘stable sense’’ as elaborated in Ref. 3). It should be emphasized that this alone does not preclude the existence of band topology; rather, it simply implies more refined methods are required to detect, or rule out, band topology in the system.

In contrast, when some q_i ’s are not integers but $q_i C_i$ ’s are all integers, up to detailed energetics the system is a topological (crystalline) insulator (here, as in the main text, we consider systems with time-reversal symmetry and strong spin-orbit coupling; the statements have to be modified accordingly in other symmetry settings [4, 5]).

The AI basis vectors for any \mathcal{SG} can be easily obtained, and the first principles calculations for $n_{\mathbf{k}}^{\alpha}$ is computationally easy as it only involves wave-function data at a small number of isolated momenta. Thus, simply by analyzing the expansion coefficients q_i ’s, it is highly efficient to screen crystal-structure databases and diagnose the topological (crystalline) insulators or (semi-)metals, following the flow described in Fig. 1 in the main text.

II. THE DETAILED DISCUSSIONS ON MATERIALS HIGHLIGHTED IN THE MAIN TEXT

A. β -MoTe₂

The β -MoTe₂ [6] crystallizes in the primitive monoclinic Bravais lattice. Its \mathcal{SG} is No. 11. The crystal structure is shown in Fig. 1(a). We adopt such a setting that \mathbf{c} is the unique axis, i.e. the C_2 screw rotation axis is along \mathbf{c} . We use the experimental structural data for the structural parameters [6]. There are 2 inequivalent Mo’s and 4 inequivalent Te’s, and they all occupy $2e$ Wyckoff positions. Hence the multiplicity of the chemical formula units is 4, and there are in total 12 atoms in the primitive cell. There are in total 56 valence electrons in the primitive unit cell, i.e. $\nu = 56$. We list the HSPs, the irreps for each HSP, and the first principles calculated numbers $n_{\mathbf{k}_i}^{\alpha_i}$ in Table I: According to Table I, we see that for HSPs Γ, B, Y, A , they all have four 1D irreps while the rest HSPs have one 2D irrep. Thus there are in total 20 $n_{\mathbf{k}_i}^{\alpha_i}$ ’s. Consider the filling number ν in the considered bands [1], the total number of the entries for any BS in $\mathcal{SG}11$ is 21. From Table I, one can also readily find that the valence bands of β -MoTe₂ constitute the BS as follows:

$$\mathbf{n} = (56, 16, 16, 12, 12, 14, 14, 14, 14, 14, 14, 14, 14, 14, 14, 14, 14, 14, 14, 14, 14) \quad (4)$$

$$= 12\mathbf{a}_1 + 2\mathbf{a}_2 + \mathbf{a}_3 + \mathbf{a}_4 + \frac{1}{2}\mathbf{a}_5, \quad (5)$$

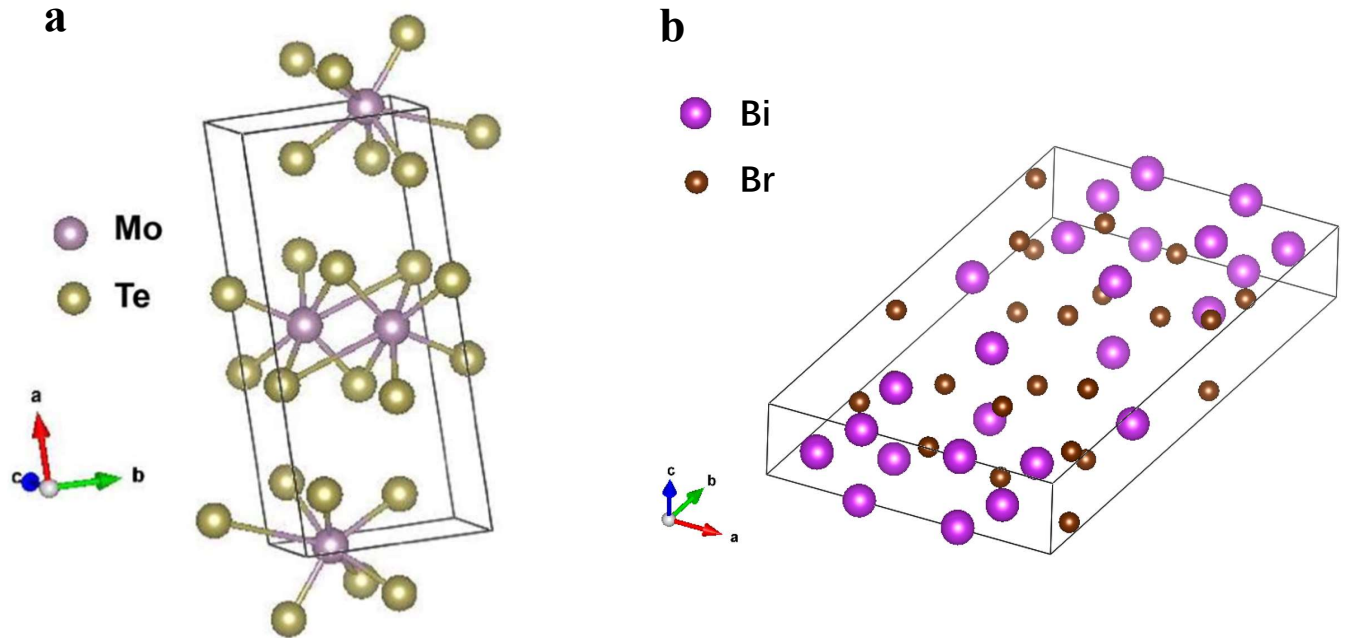


FIG. 1. The crystal structures for β -MoTe₂ (a) and BiBr (b).

TABLE I. For $S\mathcal{G}11$, the HSPs are given by the labels Γ, B, \dots in order. For the labeling of the irreps of $\mathcal{G}(\mathbf{k}_i)$, we use (j, m) where j means the j th irrep and m denotes the dimension of the corresponding irrep. They are all listed in Ref. [2]. We use the same order of the irrep as Ref. [2]. The red color means that due to \mathcal{T} , the irrep must occur with its \mathcal{T} pair (belonging to the same irrep) simultaneously. Thus \mathcal{T} requires that the red colored irreps must happen even times. So it is necessary to divide them by 2 [1] to obtain the physical common factors.

HSP	Γ				B				Y				Z	C	D	A				E
irrep	(1,1)	(2,1)	(3,1)	(4,1)	(1,1)	(2,1)	(3,1)	(4,1)	(1,1)	(2,1)	(3,1)	(4,1)	(1,2)	(1,2)	(1,2)	(1,1)	(2,1)	(3,1)	(4,1)	(1,2)
$n_{\mathbf{k}_i}^{\alpha_i}$	16	16	12	12	14	14	14	14	14	14	14	14	14	14	14	14	14	14	14	14

where \mathbf{a}_5 has common factor 4, $\mathbf{a}_{3,4}$ have common factor 2 while the others have no common factor as shown in Sec. XI. The expansion on the AI basis vectors is $q = (12, 2, 1, 1, \frac{1}{2})$. The SI for β -MoTe₂ is thus (0,0,2), and this indicates a nontrivial topology of band [1].

Based on the first principle calculations, we also obtain the parities of the valence bands, and list the number of even(+)/odd(-) parity in Table II A. Based on the obtained band parities, one can find that the conventional 3D topological indices, i.e. $(\nu_0; \nu_1, \nu_2, \nu_3)$ [7], are all vanishing. However, the newly-introduced inversion topological invariant κ_1 [8, 11] is nonvanishing. It is defined by [8, 11]:

$$\kappa_1 = \sum_{\mathbf{k} \in \text{TRIM}} (n_{\mathbf{k}}^+ - n_{\mathbf{k}}^-) / 2 \pmod{4}. \quad (6)$$

$\mathbf{k} \in \text{TRIM}$	Γ	X	Y	Z	U	T	S	R
$n_{\mathbf{k}}^+$	16	14	14	14	14	14	14	14
$n_{\mathbf{k}}^-$	12	14	14	14	14	14	14	14

TABLE II. The calculated parities for the valence bands of β -MoTe₂. $n_{\mathbf{k}}^{\pm}$ is the number of the occupied even/odd Kramers pairs (KPs), respectively.

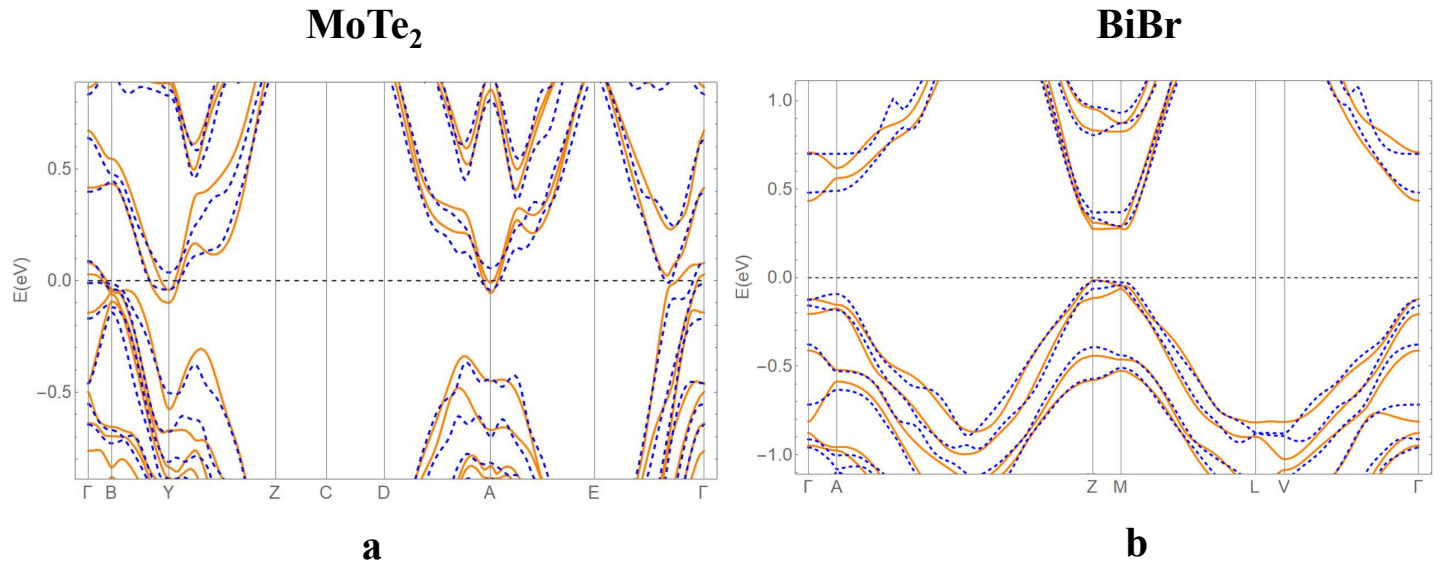


FIG. 2. The comparison between the first principles calculated electronic bands (solid line) and the TB bands (dashed line) for (a) β -MoTe₂ and (b) BiBr.

It is easy to find that $\kappa_1 = 2$ according to Table II A. Based on Eq. (6) and the Fu-Kane formula for $(\nu_0; \nu_1, \nu_2, \nu_3)$ [7], one can easily understand the possible topological phase transition in β -MoTe₂ and the phase diagram illustrated in Fig. 2(a) of the main text. Through adjusting the lattice structure by strain/pressure, one can tune the parities of the occupied bands. For example, a parity switch occurs at Γ point that the occupied bands are changed to own 15 even KPs and 13 odd KPs. A topological transition to a strong topological insulator phase occurs. By this way, β -MoTe₂ can further be tuned to be a trivial insulator by an additional parity switch. Thus for β -MoTe₂ the possible topological phase transition induced by strain/pressure is highly interesting.

We construct a tight-binding (TB) model for β -MoTe₂ in Sec. VII. This TB model not only reproduces the energy bands reasonably shown in Fig. 2(a), it also gives exactly the same $n_{\mathbf{k}}^{\alpha}$'s and mirror Chern numbers calculated by first principles calculations. Based on the TB model we demonstrate the hinge states by constructing a centrosymmetric prism along \mathbf{c} , and calculating the prism's electronic structure. To unambiguously distinguish the hinge states from the bulk and surface states, we plotted the real space distributions of the eigen-states of the prism. In Fig. 3, we show the real space distribution of two of the four hinge modes at the Fermi level (The other two are related to them

by \mathcal{T}). These hinge states have their directions of spin locked to their motions forming a helical pattern as shown in Fig. 2(c) in the main text.

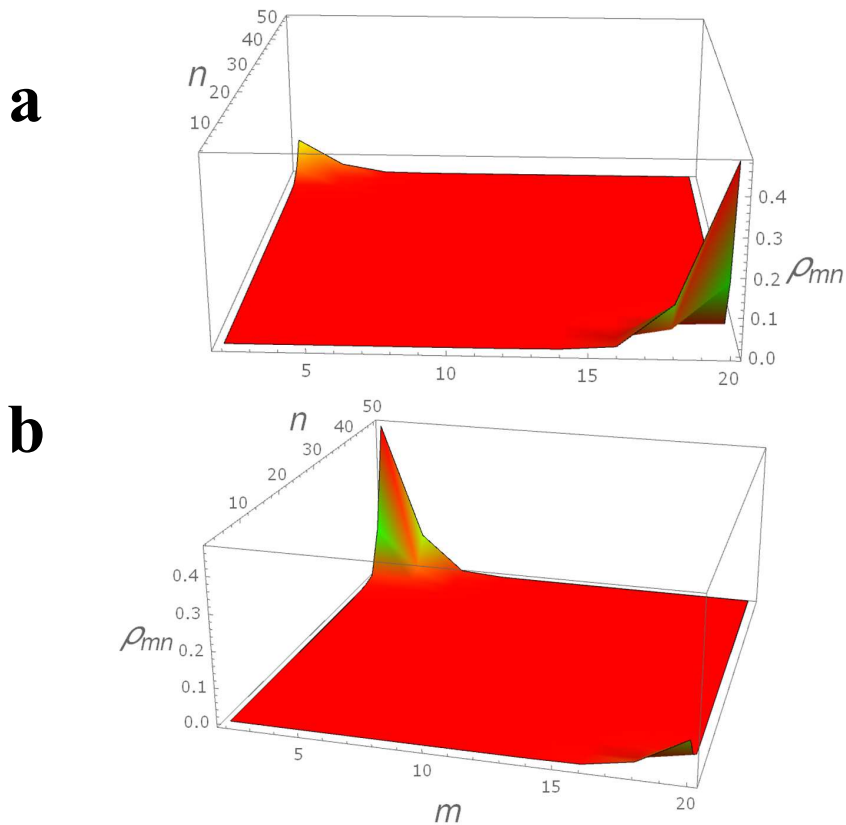


FIG. 3. The real space distribution for the two hinge states ψ^1, ψ^2 at the Fermi level (with positive group velocities, See red lines in Fig. 2(d) of the main text for their dispersions) and the other two hinge states are related to them by \mathcal{T} . m, n label the position while $\rho_{mn} \equiv \sum_{\mu} |\psi^{1,2}(m, n, \mu)|^2$ where summation is over μ , the collected set of the sublattice, orbital and spin.

B. BiBr

$\mathcal{SG11}$ has a 2-fold screw axis which cannot protect any surface states [9] while for the neighbor $\mathcal{SG12}$, it has symmorphic C_2 rotation. This symmetry can protect surface Dirac cones in C_2 symmetric surfaces [9]. We search $\mathcal{SG12}$, and we found another “2 in \mathbb{Z}_4 ” material: BiBr [10] with $\mathcal{SG12}$. We choose \mathbf{c} as the unique axis (i.e. \mathbf{c} is the C_2 rotation axis). The fundamental lattice basis vectors can then be chosen as,

$$\mathbf{a}_1 = \frac{1}{2}(\mathbf{a} - \mathbf{c}), \quad (7)$$

$$\mathbf{a}_2 = \mathbf{b}, \quad (8)$$

$$\mathbf{a}_3 = \frac{1}{2}(\mathbf{a} + \mathbf{c}), \quad (9)$$

$$(10)$$

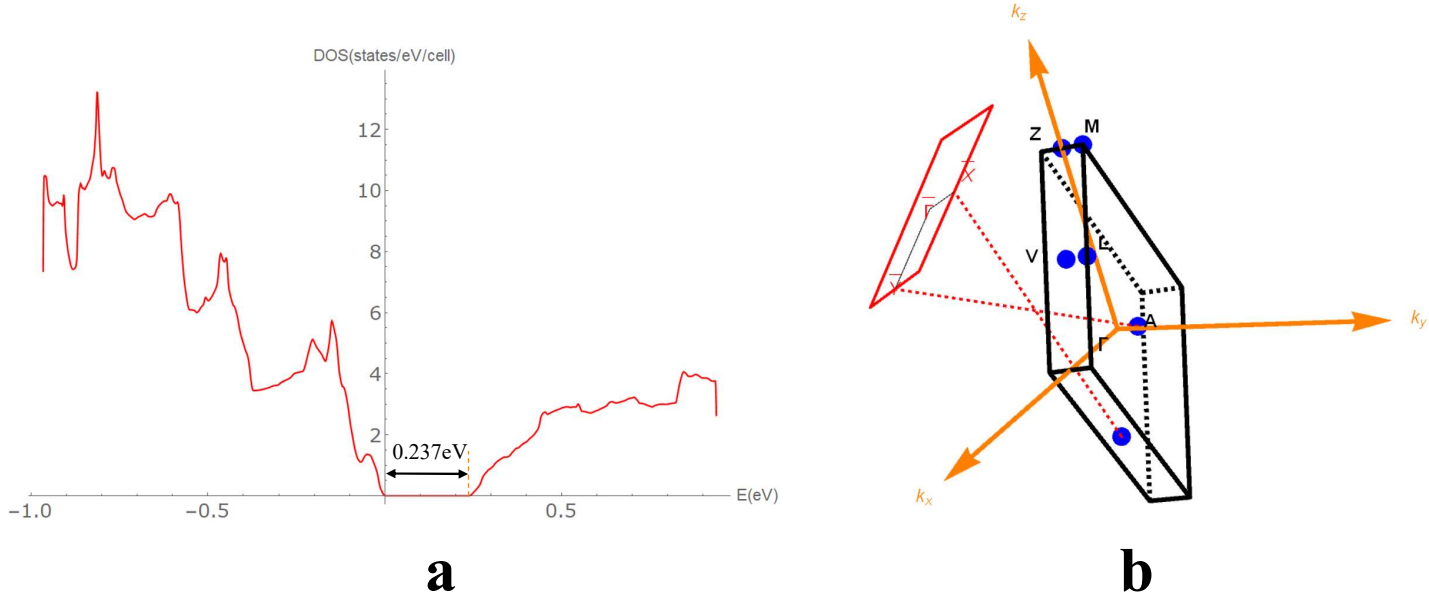


FIG. 4. (a) The DOS plot for BiBr; (b) The BZ of BiBr and the (001)-surface BZ with the projection of the surface \bar{X} and \bar{Y} k point from the bulk momenta indicated by the dashed red line: note that we choose the primitive unit cell for the BZ rather than the Wigner-Seitz cell.

TABLE III. For $\mathcal{SG}12$, the HSPs are given by the labels Γ, A, \dots in order, and their coordinates can be referred to Ref. [2]. For the labeling of the irreps of $\mathcal{G}(\mathbf{k}_i)$, we use (j, m) where j means the j th irrep as listed in order by Ref. [2] and m denotes the dimension. The red color means that due to \mathcal{T} , the irrep must occur simultaneously with its \mathcal{T} pair which belongs to the same irrep.

HSP	Γ				A				Z				M				L		V	
irrep	(1,1)	(2,1)	(3,1)	(4,1)	(1,1)	(2,1)	(3,1)	(4,1)	(1,1)	(2,1)	(3,1)	(4,1)	(1,1)	(2,1)	(3,1)	(4,1)	(1,1)	(2,1)	(1,1)	(2,1)
$n_{\mathbf{k}_i}^{\alpha_i}$	18	18	14	14	16	16	16	16	16	16	16	16	16	16	16	16	16	16	16	16

where $\mathbf{a}, \mathbf{b}, \mathbf{c}$ are conventional unit cell vectors. There are four inequivalent Bi's and four inequivalent Br's, and they all occupy the $4i$ Wyckoff position. So the total number of atoms in the primitive unit cell is 16 (note that the Bravais is of the base-centered type). The calculated BS for the 64 valence bands are given by,

$$\mathbf{n} = (64, 18, 18, 14, 14, 16, 16, 16, 16, 16, 16, 16, 16, 16, 16, 16, 16, 16, 16, 16, 16) \quad (11)$$

$$= 14\mathbf{a}_1 + 2\mathbf{a}_2 + 2\mathbf{a}_3 + 2\mathbf{a}_4 + \mathbf{a}_6 - \frac{1}{2}\mathbf{a}_7, \quad (12)$$

where \mathbf{a}_7 has common factor 4, $\mathbf{a}_{5,6}$ have common factor 2 while the others have no common factor as shown in Sec. XI. The density of states (DOS) is plotted in Fig. 4, which shows that there is a full gap ($\sim 237\text{meV}$).

The SI is (0,0,2) for BiBr, and in this case C_2 protects surface Dirac cones. We construct a TB model as shown in Sec. VII with its electronic energy spectrum shown in Fig. 2(b). It also reproduces the same BS and mirror Chern numbers. Based on this model, we construct a slab and solve for the surface states. The slab geometry is finite along \mathbf{a}_3 with its infinite plane parallel to (001) (according to the conventional unit cell) plane. For this slab, the supercell unit vectors can be chosen as $\bar{\mathbf{a}}_1 = \mathbf{a}$ and $\bar{\mathbf{a}}_2 = \mathbf{b}$. It is a oblique cell, whose convenient BZ can be chosen as the primitive one rather than the Wigner-Seitz cell: the oblique tetragon spanned by, $\bar{\mathbf{b}}_1, \bar{\mathbf{b}}_2$:

$$\bar{\mathbf{b}}_1 = 2\pi \frac{\bar{\mathbf{a}}_2 \times \mathbf{a}_3}{\mathbf{a}_3 \cdot (\bar{\mathbf{a}}_1 \times \bar{\mathbf{a}}_2)}, \quad (13)$$

$$\bar{\mathbf{b}}_2 = -2\pi \frac{\bar{\mathbf{a}}_1 \times \mathbf{a}_3}{\mathbf{a}_3 \cdot (\bar{\mathbf{a}}_1 \times \bar{\mathbf{a}}_2)}. \quad (14)$$

For each $\bar{\mathbf{k}}$ for this surface BZ, $\bar{\mathbf{k}} = k_1 \bar{\mathbf{b}}_1 + k_2 \bar{\mathbf{b}}_2$. The surface BZ is plotted in Fig. 4, with the projection from the bulk BZ indicated.

For the calculation of the hinge states, we constructed a prism along \mathbf{c} . The other two sides of this prism are chosen along \mathbf{b} and \mathbf{a}_3 , and they are both open. The same as $\beta\text{-MoTe}_2$, based on the TB model, we solve for the eigen-solutions for this prims. We distinguish the hinge states through the real space distributions of the eigen-states of the prism.

C. AgXO, X=Na,K,Rb

Other than the centrosymmetric $\mathcal{SG}s$, we also search those noncentrosymmetric ones but with S_4 symmetry. Focusing on $\mathcal{SG}216$, we found that a series of materials, AgXO with X=Na,K,Rb, are 1 in \mathbb{Z}_2 and the electronic band plots for X=K and Rb are shown in Fig. 5. 1 in such \mathbb{Z}_2 indicates nontrivial topology and further, it corresponds to a 3D STI [8, 11]. For the centrosymmetric systems, one can use the Fu-Kane criteria [7] to judge a 3D topological phase. A similar criteria actually exists for the S_4 symmetric systems [8, 11]. The corresponding topological invariant is defined by [8, 11]:

$$\kappa_4 = \frac{1}{2\sqrt{2}} \sum_{\mathbf{k} \in \text{SIM}, s_4} s_4 n_{\mathbf{k}}^{s_4} \pmod{2}, \quad (15)$$

where SIM represents the set of S_4 invariant momenta and s_4 is the eigenvalue of S_4 : $s_4 = e^{-i\frac{jz\pi}{2}}$, $j = \pm\frac{1}{2}, \pm\frac{3}{2}$. Due to \mathcal{T} symmetry, s_4 must occurs at the same time with s_4^* , though s_4^* maybe at a different \mathbf{k} in the SIM. The $\mathcal{SG}216$ here has a face-centered cubic lattice, whose four SIM are Γ, Z, P', P . They are listed in the Table IV, where we also give the number of the occurrences for each eigenvalue s_4 for the 18 valence bands at SIM by first principles calculations. Note that the band inversion happens near Γ point, and when $n_{\Gamma}^{\pm\frac{1}{2}}$ is changed to be 4 (and $n_{\Gamma}^{\pm\frac{3}{2}}$ would be 5), κ_4 becomes zero and the materials become a trivial insulator.

$\mathbf{k} \in \text{SIM}$	Γ	Z	P'	P
$n_{\mathbf{k}}^{\frac{1}{2}}$	5	4	4	4
$n_{\mathbf{k}}^{-\frac{1}{2}}$	5	4	4	4
$n_{\mathbf{k}}^{\frac{3}{2}}$	4	5	5	5
$n_{\mathbf{k}}^{-\frac{3}{2}}$	4	5	5	5

TABLE IV. The calculated parities for the valence bands of AgXO. $n_{\mathbf{k}}^{jz}$ is the number of the occupied eigen-states with S_4 eigenvalue $e^{-i\frac{jz\pi}{2}}$. The coordinates of the four SIM are $\Gamma = (0, 0, 0)$, $Z = (0, 0, 1)$, $P' = (0, 1, -\frac{1}{2})$, $P = (0, 1, \frac{1}{2})$ respectively in the conventional and reciprocal basis vectors.

D. $\mathbf{k} \cdot \mathbf{p}$ model for the Dirac semimetal in the main text

For the Dirac semimetal Bi_2MgO_6 , we derive the low energy $\mathbf{k} \cdot \mathbf{p}$ Hamiltonian as follows: Consider the Hamiltonian $H(\mathbf{k})$ in Γ - Z line, it is subject to the symmetry restriction of C_{4z} and σ_v . We choose σ_v is perpendicular to y axis.

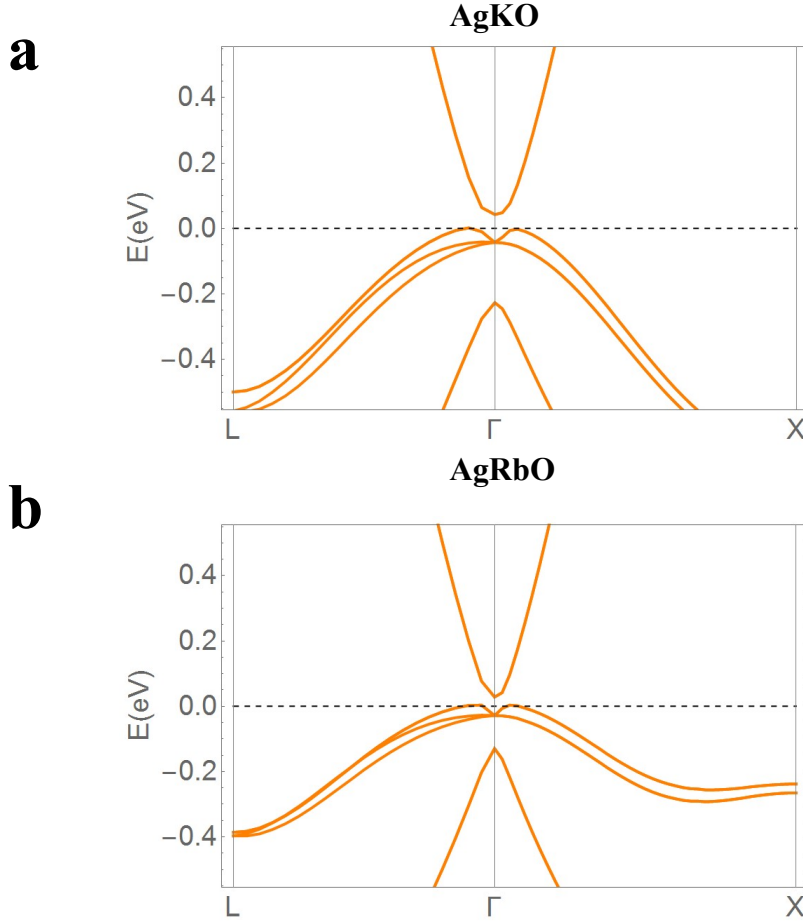


FIG. 5. The electronic band plots for two noncentrosymmetric strong topological insulators: (a) AgKO and (b) AgRbO.

The band inversion occurs in Γ - Z between two bands near the Fermi level shown in Fig. 4 of the main text. The two bands belong to Λ_6 and Λ_7 irreps respectively of the symmetry group C_{4v} . For the Λ_6 band, the two basis vectors are $|j_z \rangle$ ($j_z = \pm\frac{1}{2}$) while for the Λ_7 band, the two basis vectors are $|j_z \rangle$ with $j_z = \pm\frac{3}{2}$. j_z means that the eigenvalue of C_{4z} is $e^{-i\frac{j_z\pi}{2}}$. σ_v relate $|j_z \rangle$ to $|-j_z \rangle$. So each band is two-fold degenerate, which is also dedicated by the joint operation \mathcal{TI} . Hence the representation matrix for C_{4z} is $\text{dia}(e^{-i\frac{\pi}{4}}, e^{i\frac{\pi}{4}}, e^{-i\frac{3\pi}{4}}, e^{i\frac{3\pi}{4}})$ and for σ_v , it is $i\sigma_0 \otimes \sigma_1$ (note $\sigma_v^2 = -1$). In this line and under the Λ_6 and Λ_7 band representations, $H(\mathbf{k}) = M(\mathbf{k})\sigma_3 \otimes \sigma_0$. So in Γ - Z , when $M(\mathbf{k}) = 0$ has a solution $\mathbf{k} = \mathbf{k}_D$, a band crossing happens at this point. The low energy Hamiltonian to the linear term around this point is written as $h(\mathbf{q}) = \frac{\partial H(\mathbf{k}_D)}{\partial \mathbf{k}_D} \cdot \mathbf{q} \equiv \mathbf{H}^{(1)}\mathbf{q}$. $h(\mathbf{q})$ is restricted by C_{4z} and σ_v that

$$D(C_{4z})^\dagger \mathbf{H}^{(1)} D(C_{4z}) = C_{4z} \mathbf{H}^{(1)}, \quad (16)$$

$$D(\sigma_v)^\dagger \mathbf{H}^{(1)} D(\sigma_v) = \sigma_v \mathbf{H}^{(1)}. \quad (17)$$

$\mathcal{TI} = UK$ also has effect to the $\mathbf{k} \cdot \mathbf{p}$ Hamiltonian by $(U^\dagger \mathbf{H}^{(1)} U)^* = \mathbf{H}^{(1)}$ where $U = \sigma_0 \otimes \sigma_2$. We finally obtain the symmetry allowed $\mathbf{k} \cdot \mathbf{p}$ Hamiltonian as follows (in the basis of $\{|\frac{1}{2} \rangle, |\frac{3}{2} \rangle, |-\frac{1}{2} \rangle, |-\frac{3}{2} \rangle\}$):

$$h(\mathbf{q}) = \begin{pmatrix} c_0 q_3 \sigma_0 + c' q_3 \sigma_3 + c(q_1 \sigma_1 + q_2 \sigma_2) & 0 \\ 0 & c_0 q_3 \sigma_0 + c' q_3 \sigma_3 + c(q_1 \sigma_1 - q_2 \sigma_2) \end{pmatrix}, \quad (18)$$

where the two 2×2 block matrices correspond to two Weyl equations of opposite chirality regardless of a q_z dependent constant term.

III. THE OTHER “2 IN \mathbb{Z}_4 ” MATERIALS

A. Hourglass insulator TiS_2

As shown in BiBr of the main text, symmetry other than inversion may protect gapless surface states. In that case, C_2 rotation plays such a role while the screw 2-fold axis in MoTe_2 cannot. However the other kind of nonsymmorphic operation, i.e. glide plane may protect novel hourglass surface states [12]. We thus search the $\mathcal{SG}227$ which has more symmetry operations especially some glide planes and we found that the cubic TiS_2 (c- TiS_2) [13], is 2 in \mathbb{Z}_4 . For $\mathcal{SG}227$, there are 8 AI basis vectors while only one has common factor (equal to 4) [1] (shown in Sec. XI), thus its SI group $X_{\text{BS}} = \mathbb{Z}_4$. For c- TiS_2 , a primitive unit cell contributes $\nu = 64$ valence electrons (For Ti and S, consider 4 and 6 valence electrons respectively while the multiplicity of the chemical formula units in the primitive unit cell is 4). Following the SI strategy, we calculate $n_{\mathbf{k}}^{\alpha}$ for HSPs up to the 64th band. All these numbers are integers. In Fig. 6, there is actually a small but finite direct gap at Γ point. The expansion on the AI basis vectors is $\mathbf{q} = (3, -2, 1, 0, 1, 0, 0, -\frac{1}{2})$. Thus $n_{\mathbf{k}}^{\alpha}$'s can constitute a BS, and furthermore this BS has a nontrivial SI (i.e. it has 2 in the \mathbb{Z}_4 group). Parity calculations show that $(\nu_0; \nu_1, \nu_2, \nu_3)$ are all vanishing. Thus c- TiS_2 is not a strong or weak TI. The inversion topological invariant [8, 11] i.e. κ_1 is equal to 2. This means there is opportunity that we observe the gapless hinge states in the domain wall of two gapped side surfaces. We note that c- TiS_2 has several glide planes, thus may possess novel surface states. Here the hourglass index ($\delta_{g_{001}}$ protected by glide plane (001)) must be 1 [11] thus we expect hourglass surface states to appear in the surface termination where the above glide symmetry is preserved.

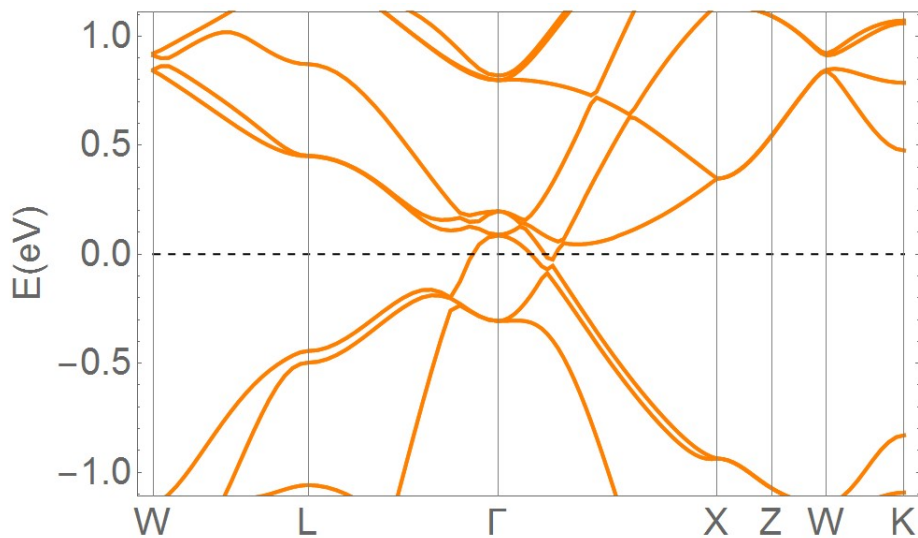


FIG. 6. The band plot for the hourglass topological insulator c- TiS_2 . Note that at Γ point, there is a finite direct gap.

B. Weak topological insulator: Ag_2F_5

Even with only inversion symmetry, namely $\mathcal{SG}2$, it can also protect gapless surface states for the compounds with the SI as 2 in the key \mathbb{Z}_4 . Ag_2F_5 is such kind of material whose $n_{\mathbf{k}}^{\alpha}$'s can constitute a BS indicating the existence of a continuous direct gap throughout the BZ. Its SI is found to be $(1, 1, 0, 2)$ ($X_{\text{BS}} = \mathbb{Z}_2 \times \mathbb{Z}_2 \times \mathbb{Z}_2 \times \mathbb{Z}_4$ [1]). As the \mathbb{Z}_2 factors in X_{BS} here corresponds to weak TIs [7], this material is a weak TI with translation protected gapless surface states appearing in (010) and (001) surface. For its 228 valence bands, our first principles calculations show that apart from Γ and X points, these 114 KPs at each of the rest TRIM are classified to 57 even and 57 odd KPs. For Γ and X points, they both have 66 even and 48 odd KPs. Thus $\kappa_1 = 2$, and it hosts 1D hinge states. Besides, $\nu_1 = 1$ and $\nu_{0,2,3} = 0$. By tuning the occupied band parities at Γ to 68 even KPs and 46 odd KPs, this compound will become the “0 in \mathbb{Z}_4 ” phase as shown in Fig. 2(a). κ_2 is then equal to 0. So the 1D hinge states will disappear. However ν_1 is still 1, thus the topological surface states still exist [7]. Seen from the electronic structure plot shown in Fig. 7, although its full gap is not very large, the dispersion looks very clear and so the projection of the bulk bands to the surface BZ can demonstrate several empty zones for the accommodation of the surface states. This is very favorable for the experimental observations.

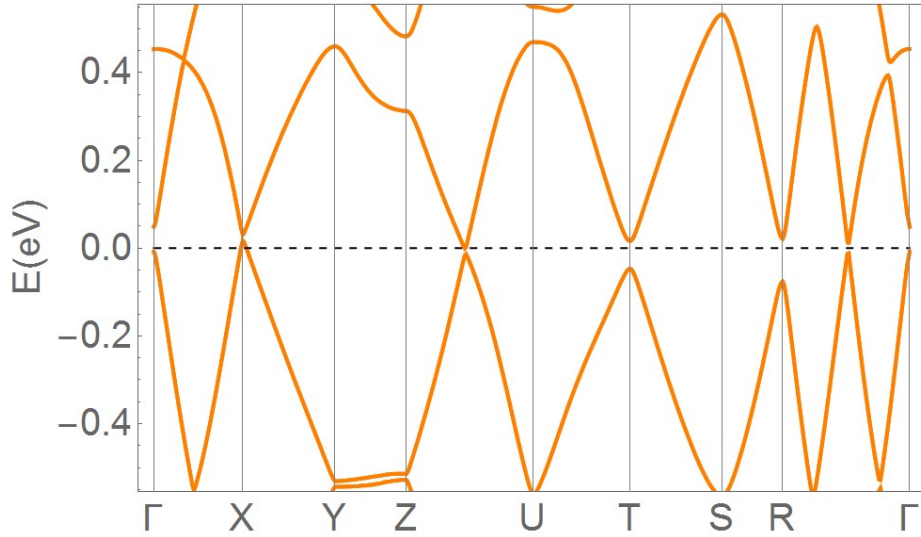


FIG. 7. The energy band plot for the weak TI for Ag_2F_5 .

C. Helical Hinge gapless states in A7 phosphorus

It is well-known that the elementary phosphorus (P) owns many kinds of allotropes such as the Black phosphorus [14], a famous layer material. Under pressure about 9 GPa (whose band plot is shown Fig. 8), P crystallizes in $\mathcal{SG}166$ (A7 phase) [15]. For this \mathcal{SG} , it has in total 8 AI basis vectors while only two have common factor, one is 4 while the other is 2, thus its SI group is $X_{\text{BS}} = \mathbb{Z}_2 \times \mathbb{Z}_4$ [1]. For the A7 P, it has 10 valence electrons in the primitive unit cell, and we calculate the $n_{\mathbf{k}}^{\alpha}$'s for the first 10 bands. The expansion coefficients are $(0, 0, 1, -1, 1, 0, -1, -\frac{1}{2})$ (See Table for the corresponding AI basis vectors), thus the A7 P, is a BI which has a finite direct band gap everywhere in the BZ and has a nonvanishing SI=(0,2). Furthermore its inversion topological invariant is $\kappa_1 = 2$ [8, 11], thus it must be a topologically nontrivial insulator although all the conventional topological invariants are found to be vanishing.

It displays inversion-protected gapless hinge states as long as the open conditions preserve the inversion symmetry. We note that recently there has been an experimental observation of such hinge states on bismuth [16] which shares the same crystal structure and SI as A7-P here.

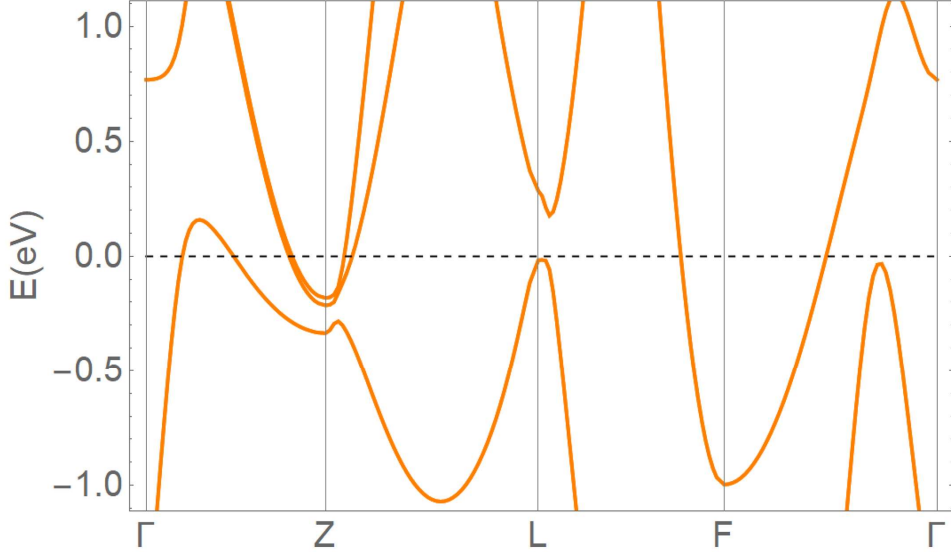


FIG. 8. The energy band plot of the A7-P.

IV. PREDICTED STRONG TOPOLOGICAL INSULATORS BY 1, 3 IN \mathbb{Z}_4

We also find several materials having “1 (or 3) in \mathbb{Z}_4 ” which must be strong TIs. Their electronic band plots are gathered in Fig. 9. These materials all own finite direct gap everywhere in the whole BZ, and for Bi_2PbTe_4 , it has a full gap (~ 66 meV).

TABLE V. Table of noncentrosymmetric STI candidates discovered by 1, 3 in \mathbb{Z}_4 .

$S\mathcal{G}$	Material	X_{BS}	SI	$(\nu_0; \nu_1, \nu_2, \nu_3)$	κ_1
2	CaAs_3 [17]	$\mathbb{Z}_2 \times \mathbb{Z}_2 \times \mathbb{Z}_2 \times \mathbb{Z}_4$	(0,0,1,1)	(1;1,0,0)	1
166	Bi_2PbTe_4 [18]	$\mathbb{Z}_2 \times \mathbb{Z}_4$	(1,1)	(1;1,1,1)	3
166	CaGa_2As_2 [19]	$\mathbb{Z}_2 \times \mathbb{Z}_4$	(1,1)	(1;1,1,1)	1

V. THE OTHER PREDICTED SEMIMETALS BY SI METHOD

Through the expansion coefficients q'_i 's, we found another two topological (semi-)metals in this sections: three-fold degenerate fermions in AuLiMgSn and nodal-line semimetal AgF_2 .

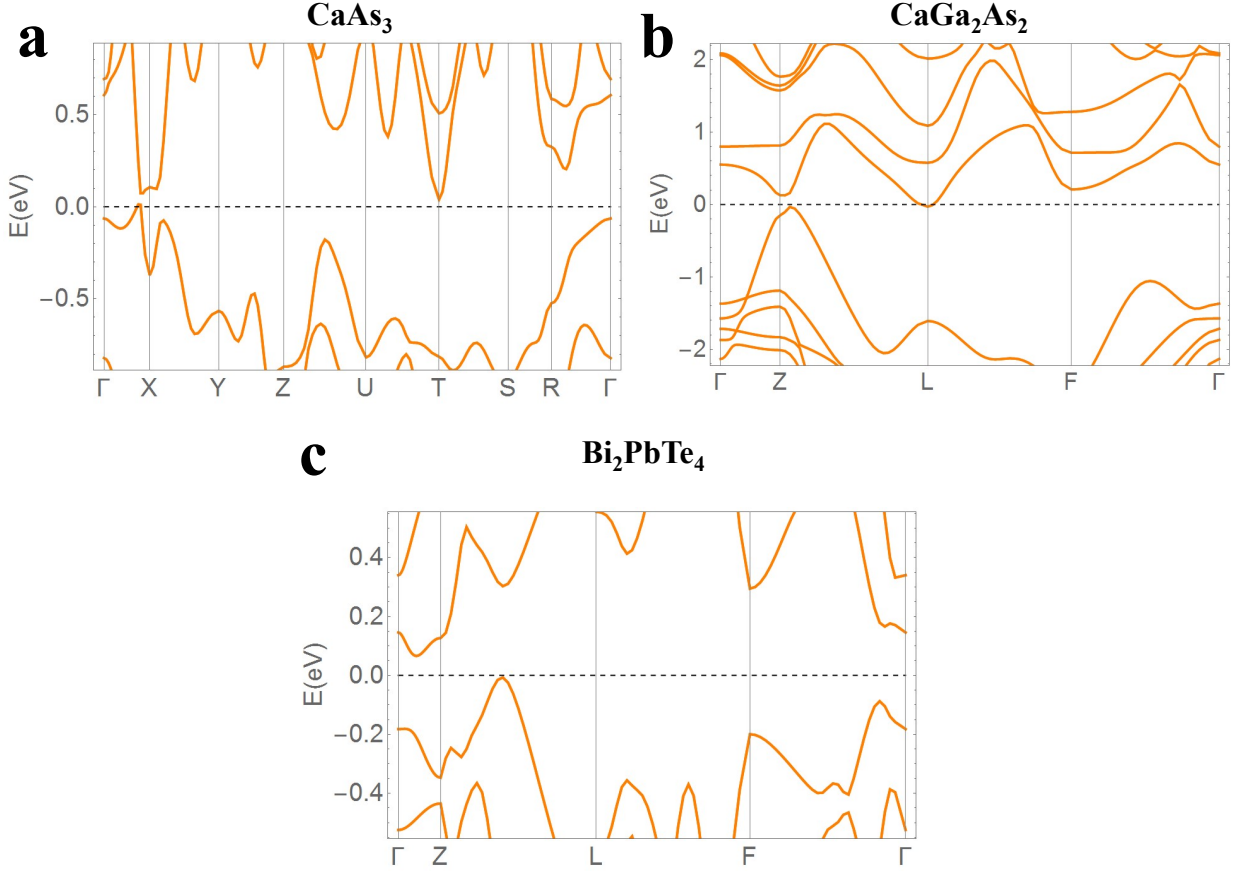


FIG. 9. The band plots for all the STIs found by “1 (or 3) in \mathbb{Z}_4 ”.

A. Three-fold degenerate fermions

The three-fold degenerate fermions are found for AuLiMgSn [20] which has $SG216$. The calculated $n_{\mathbf{k}}^{\alpha'}$ s are all integers thus there are finite direct gaps in all the HSPs. However expansion on the $SG216$'s AI basis vectors shows that they cannot constitute a BS at all, namely case 3 in the main text. Thus there must be some band crossing. Based on the first principles calculations, we find that in the symmetry line ΓL , the Γ_4 and Γ_6 bands shown in Fig. 10 cross with each other, resulting in a three-fold degenerate fermion (TF). Meanwhile near such a band crossing, there is also another TF originated from the crossing between Γ_4 and Γ_5 . These TFs are protected by C_{3v} symmetry along the ΓL . Furthermore, in the symmetry line ΓK whose symmetry group is S_2 , we also observe two band crossings between two nondegenerate bands, i.e. resulting in two Weyl points (WPs). These WPs carry a zero topological charge due to S_2 . They are also shown in Fig. 10.

B. The nodal-line semimetal AgF₂

AgF₂ [21]($SG61$) is predicted as a topological bulk hourglass nodal-line semimetal. In AgF₂, there are in total 60 valence electrons. Thus $\nu_e = 60$. We calculate the numbers $n_{\mathbf{k}}^{\alpha'}$ s up the 60th bands and find that they are all integers, which means that at least at HSPs the valence bands are gapped from the conduction bands. However they cannot

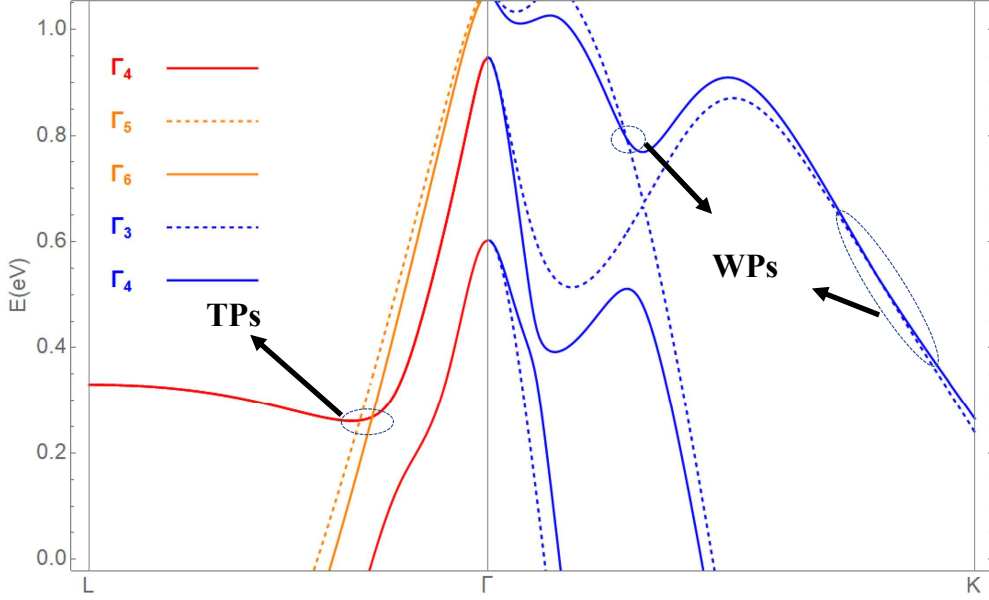


FIG. 10. We show the band plot for the AuLiMgSn. Only Γ_4 in the ΓL line are 2D irrep and the others are all 1D. Thus in ΓL line, the Γ_4 band crosses with the Γ_5 and Γ_6 , resulting in two kinds of three-fold degenerate points (TPs) or three-fold degenerate fermions, protected by C_{3v} . In ΓK line, Γ_3 and Γ_4 crosses with each other resulting in two type-II Weyl points (WPs), which are protected by S_2 symmetry.

constitute a BS at all because the expansion is $(\frac{11}{2}, \frac{19}{2}, \frac{13}{4})$ (See Sec. XI for the AI basis vectors of $\mathcal{SG61}$). Hence there must be some band crossing(s) in the BZ. Inspecting all the high symmetry lines and planes, we find that in $k_x = \frac{\pi}{a}$ plane, there is a large four-fold-degenerate nodal-line shown in Fig. 11(c) by first principles calculations. The glide symmetry, i.e. $\tilde{M}_x = (-x + \frac{1}{2}, y + \frac{1}{2}, z)$, will guarantee that any curve connecting S and P (arbitrary point in UX) will possess an unavoidable hourglass type band crossing (See Fig. 11(a)). The crossing point is robust and protected by \tilde{M}_x because it is originated from two 2-fold degenerate bands with inverse eigenvalue of \tilde{M}_x . These crossing points form a hourglass Dirac nodal line in Fig. 11(c).

The $\mathcal{SG61}$ is a nonsymmorphic group with two glides: $\tilde{M}_x = (-x + \frac{1}{2}, y + \frac{1}{2}, z)$, $\tilde{M}_y = (x, -y + \frac{1}{2}, z + \frac{1}{2})$ and inversion \mathcal{I} . A third glide plane can be obtained by the product of the above two: $\tilde{M}_z = (x + \frac{1}{2}, y, -z + \frac{1}{2})$. In the $U-X$ line i.e. $k_x = \pi, k_y = 0$, the symmetry includes \tilde{M}_x and \tilde{M}_y , \mathcal{TI} and their products. We first consider the first two operations. The eigenvalues of them can be quickly obtained through: $\tilde{M}_x^2 = \{\bar{E}|0, 1, 0\} = -1$ and $\tilde{M}_y^2 = \{\bar{E}|0, 0, 1\} = -e^{-ik_z}$ where \bar{E} represent spin- 2π rotation. Thus the eigenvalues for the two can be $g_x = \pm i$ and $g_y = \pm ie^{-i\frac{k_z}{2}}$. Besides they anticommutes with each other, therefore we can only use g_x or g_y to label the Bloch eigen-states. We choose g_x here and label the Bloch states as $|UX, g_x\rangle$, and $\tilde{M}_y|UX, g_x\rangle = e^{-ik_z}|UX, -g_x\rangle$. Hence $|UX, g_x\rangle$ and $|UX, -g_x\rangle$ will share the same eigen energy (they are orthogonal to each other because of the inverse g_x).

It is well-known that \mathcal{TI} enforces each band to be at least two-fold degenerate. And because $\mathcal{I}, \tilde{M}_x = 0$, \mathcal{TI} will preserve the eigenvalue g_x , i.e., $\tilde{M}_x(\mathcal{TI}|UX, g_x\rangle) = g_x(\mathcal{TI}|UX, g_x\rangle)$. This will require the aforementioned doublet to be doubled, which results a 4D irrep [2].

We then consider the symmetry line $S-X$, i.e. $k_x = \pi, k_z = 0$. Then we should consider $\tilde{M}_x, \tilde{M}_z, \mathcal{TI}$ and their products. As before, we first consider the eigen-values of the first two operations in this line. Because $\tilde{M}_x^2 = -e^{-ik_y}$

and $\tilde{M}_z^2 = 1$, then the eigenvalues have to be $g_x = \pm i e^{-i \frac{k_y}{2}}$ and $g_z = \pm 1$ respectively. Furthermore they commutates with other, thus we can label the Bloch eigen states by the combination of their eigenvalues i.e. $|\text{SX}, g_x, g_z \rangle$. Actually there are 4 1D irrep's in this line [2],

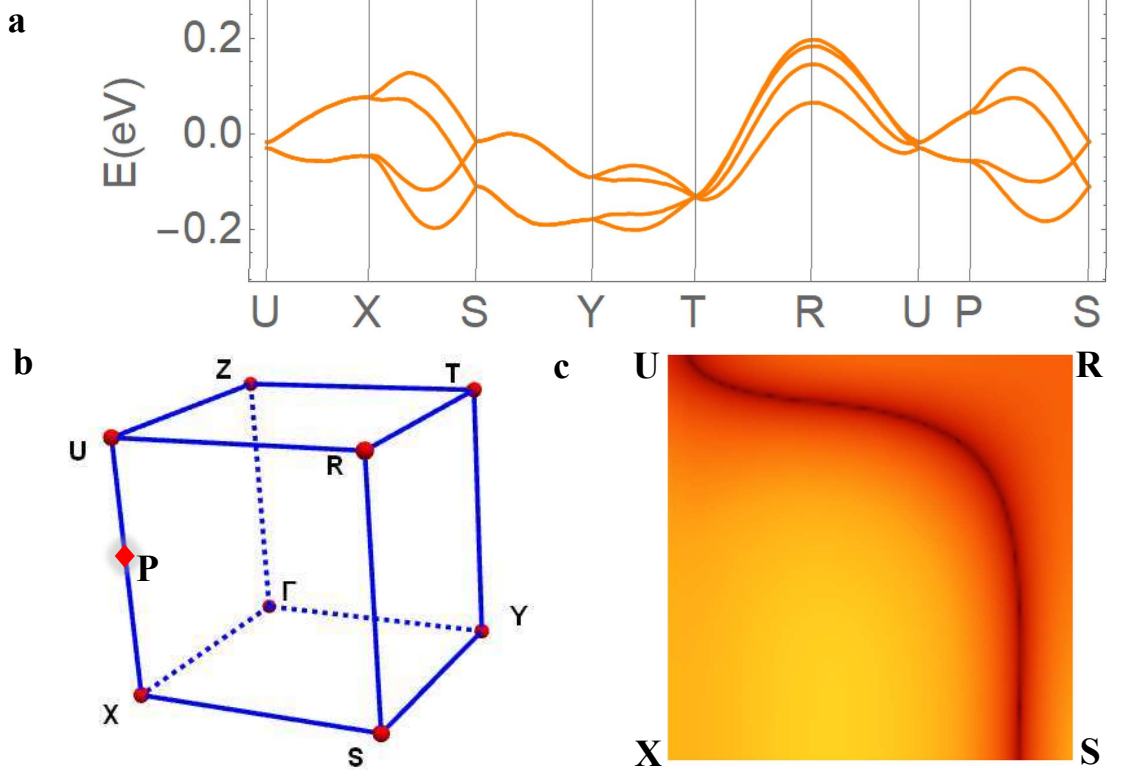


FIG. 11. (a) shows the energy band plot of AgF_2 . (b) depicts the $\frac{1}{8}$ Brillouin zone in the left panel. In the up right panel of (b), from S to any point P in UX , there is always a hourglass type band crossing. This then results a nodal line as shown in the down right panel of (b) based on the first principles calculations.

Again we consider \mathcal{TI} . First $\tilde{M}_x \mathcal{I} = \{E|1, 1, 0\} \mathcal{I} \tilde{M}_x = -e^{-ik_y} \tilde{M}_x$. This means that \mathcal{TI} will preserve g_x . Similarly, \mathcal{TI} will reverse g_z . Hence, in $S-X$, two-fold (due to \mathcal{TI}) degenerate bands bear the same g_x and inverse g_z . In another words in $S-X$, there are two different 2D irreps when considering time reversal symmetry, which will converge into a 4D irrep at S or two 4D irrep's at X [2]. Thus it is possible for the band crossing to happen in $S-X$. S and X are both time-reversal invariant. And P commutates or anti-commutates with \tilde{M}_x for S or X respectively, while P anti-commutates with \tilde{M}_z both for S and X . At S , $\mathcal{P}|\text{S}, g_x, g_z \rangle$ bears the same eigenvalue g_x while inverse eigenvalue g_z as $|\text{S}, g_x, g_z \rangle$. \mathcal{T} will not change both g_x and g_z , thus at S the quartet $|\text{S}, g_x, g_z \rangle, \mathcal{I}|\text{S}, g_x, g_z \rangle, \mathcal{T}|\text{S}, g_x, g_z \rangle, \mathcal{TI}|\text{S}, g_x, g_z \rangle$ bears the same g_x and are mutually orthogonal. Actually S bears two 2D irrep's both are doubled by \mathcal{T} [2]. However, at X , it is similar to find that $|\text{X}, g_x, g_z \rangle, \mathcal{I}|\text{X}, g_x, g_z \rangle, \mathcal{T}|\text{X}, g_x, g_z \rangle, \mathcal{TI}|\text{X}, g_x, g_z \rangle$ have $g_x = (i, -i, -i, i)$ or $(-i, i, i, -i)$. Because the eigenvalue g_x continuously changes by $g_x = \pm i e^{-i \frac{k_y}{2}}$, there must be states switch between the quartets of S and X through $S-X$, which results in a hourglass pattern and a Dirac point. Further as g_x is well-defined in the whole line $U-X$, any curve connecting S and one point in $U-X$ would give a hourglass type Dirac band crossing. This

is verified by our first principles calculations shown in Fig. 11(b). This is why we cannot obtain a BS when consider bands up to the filling.

VI. FIRST PRINCIPLES CALCULATIONS OF MIRROR CHERN NUMBERS

A. Techniques involved in first principles calculations of mirror Chern numbers

The central task to calculate the (mirror) Chern number is to calculate the overlap matrix $S_{nn'}(\mathbf{k}, \mathbf{k}') = \langle u_{n\mathbf{k}} | u_{n'\mathbf{k}'} \rangle$ where the inner product is the integration in the primitive unit cell and $u_{n\mathbf{k}}$ is the Bloch eigen-state. The mirror Chern number, namely C_M is defined in the mirror symmetric plane in the BZ: $C_M = \frac{1}{2}(C_M^{+i} - C_M^{-i})$, where the superscript $\pm i$ labels the eigenvalues of the mirror operation. Due to \mathcal{T} , $C_M^{+i} = -C_M^{-i}$, thus $C_M = C_M^{+i}$. By definition:

$$C_M^{\pm i} = \sum_{n \in occ.} \int_{BZ} d^2\mathbf{k} \Omega^{\pm i}(n\mathbf{k}), \quad (19)$$

where *occ.* denotes the occupied bands and $\Omega^{\pm i}(n\mathbf{k})$ is the Berry curvature at \mathbf{k} for $|u_{n\mathbf{k}}^{\pm i}\rangle$ where we have used the mirror eigenvalues to label the lattice-periodic function $|u_{n\mathbf{k}}^{\pm i}\rangle$:

$$\Omega^{\pm i}(n\mathbf{k}) = (\nabla \times \mathbf{A}^{\pm i}(n\mathbf{k}))_{\perp}, \quad (20)$$

where \perp means the direction perpendicular to the symmetric plane, and \mathbf{A} is the Berry connection: $\mathbf{A}^{\pm i}(n\mathbf{k}) = i \langle u_{n\mathbf{k}}^{\pm i} | \partial_{\mathbf{k}} | u_{n\mathbf{k}}^{\pm i} \rangle$. For a small portion ΔS is the symmetry plane, the following relation must hold:

$$\gamma_{\Delta S}^{\pm i}(n) = \int_{\Delta S} d^2\mathbf{k} \Omega^{\pm i}(n\mathbf{k}) = \oint_{\partial \Delta S} d\mathbf{r} \cdot \mathbf{A}^{\pm i}(n\mathbf{k}) \in (-\pi, \pi], \quad (21)$$

where ∂S represent the boundary of ΔS and we have chosen a gauge that the Berry phase is restricted into $(\pi, -\pi]$ which is required by that the Berry curvature is finite while ΔS is very small. Because,

$$\mathbf{A}^{\pm i}(n\mathbf{k}) = i \frac{\langle u^{\pm i}(n\mathbf{k}) | u^{\pm i}(n, \mathbf{k} + \delta\mathbf{k}) \rangle - \langle u^{\pm i}(n\mathbf{k}) | u^{\pm i}(n, \mathbf{k}) \rangle}{\delta\mathbf{k}}, \quad (22)$$

we will have,

$$\langle u^{\pm i}(n\mathbf{k}) | u^{\pm i}(n, \mathbf{k} + \delta\mathbf{k}) \rangle = e^{-i\mathbf{A}^{\pm i}(n\mathbf{k}) \cdot \delta\mathbf{k}}. \quad (23)$$

Thus we can divide the loop ∂S into several parts: $(\mathbf{k}_1, \mathbf{k}_2] \cup (\mathbf{k}_2, \mathbf{k}_3] \cup \dots \cup (\mathbf{k}_{N-2}, \mathbf{k}_{N-1}] \cup (\mathbf{k}_{N-1}, \mathbf{k}_1]$. According to Eq. (23),

$$\gamma_{\Delta S}^{\pm i}(n) = -\text{Im} \log(\langle u_{n\mathbf{k}_1}^{\pm i} | u_{n\mathbf{k}_2}^{\pm i} \rangle \langle u_{n\mathbf{k}_2}^{\pm i} | u_{n\mathbf{k}_3}^{\pm i} \rangle \dots \langle u_{n\mathbf{k}_{N-1}}^{\pm i} | u_{n\mathbf{k}_1}^{\pm i} \rangle). \quad (24)$$

It is then easy to generalize to the multi-band case:

$$\sum_{n \in occ.} \gamma_{\Delta S}^{\pm i}(n) = -\text{Im} \log \det [S^{\pm i}(\mathbf{k}_1, \mathbf{k}_2) S^{\pm i}(\mathbf{k}_2, \mathbf{k}_3) \dots S^{\pm i}(\mathbf{k}_{N-1}, \mathbf{k}_1)], \quad (25)$$

where \det is short for determinant, S is the overlap matrix whose row and column indices are the occupied band indices n, n' , S is $\nu \times \nu$ assuming there are in total ν occupied bands and the superscripts $\pm i$ labels the eigenvalue of mirror as before. Eq. (25) is clearly gauge independent for the simultaneous presences in the bra and ket for a eigen-function. Note that the first principles eigen-functions generally are not simultaneously the eigenstates of the mirror operator, thus a transformation should be made to obtain the eigenstates of the mirror, denoted as $U_m(\mathbf{k}_1)$ as \mathbf{k}_1 with the first half with eigenvalue $+i$ and the rest with eigenvalue $-i$. Write Eq. (25) as follows:

$$\sum_{n \in occ.} \gamma_{\Delta S}(n) = -\text{Im} \log |S(\mathbf{k}_1, \mathbf{k}_2) S(\mathbf{k}_2, \mathbf{k}_3) \dots S(\mathbf{k}_{N-1}, \mathbf{k}_1)| \quad (26)$$

$$= -\text{Im} \log |U_m(\mathbf{k}_1)^\dagger S(\mathbf{k}_1, \mathbf{k}_2) S(\mathbf{k}_2, \mathbf{k}_3) \dots S(\mathbf{k}_{N-1}, \mathbf{k}_1) U_m(\mathbf{k}_1)| \quad (27)$$

$$= -\text{Im} \log |[U_m(\mathbf{k}_1)^\dagger S(\mathbf{k}_1, \mathbf{k}_2) S(\mathbf{k}_2, \mathbf{k}_3) \dots S(\mathbf{k}_{N-1}, \mathbf{k}_1) U_m(\mathbf{k}_1)]_{1 \sim \nu/2, 1 \sim \nu/2}| \quad (28)$$

$$- \text{Im} \log |[U_m(\mathbf{k}_1)^\dagger S(\mathbf{k}_1, \mathbf{k}_2) S(\mathbf{k}_2, \mathbf{k}_3) \dots S(\mathbf{k}_{N-1}, \mathbf{k}_1) U_m(\mathbf{k}_1)]_{\nu/2 \sim \nu, \nu/2 \sim \nu}|, \quad (29)$$

where in the last equality, the two parts correspond to $\sum_n \gamma_{\Delta S}(n)^{+i}$ and $\sum_n \gamma_{\Delta S}(n)^{-i}$ respectively. Finally, to calculate the mirror Chern number, we just need to calculate the overlap matrix $S(\mathbf{k}, \mathbf{k}')$ no matter whether the eigenfunctions involved are the eigen-states of mirror or not and we just need to make a unitary transformation shown above to extract the parts for each mirror-eigenvalue.

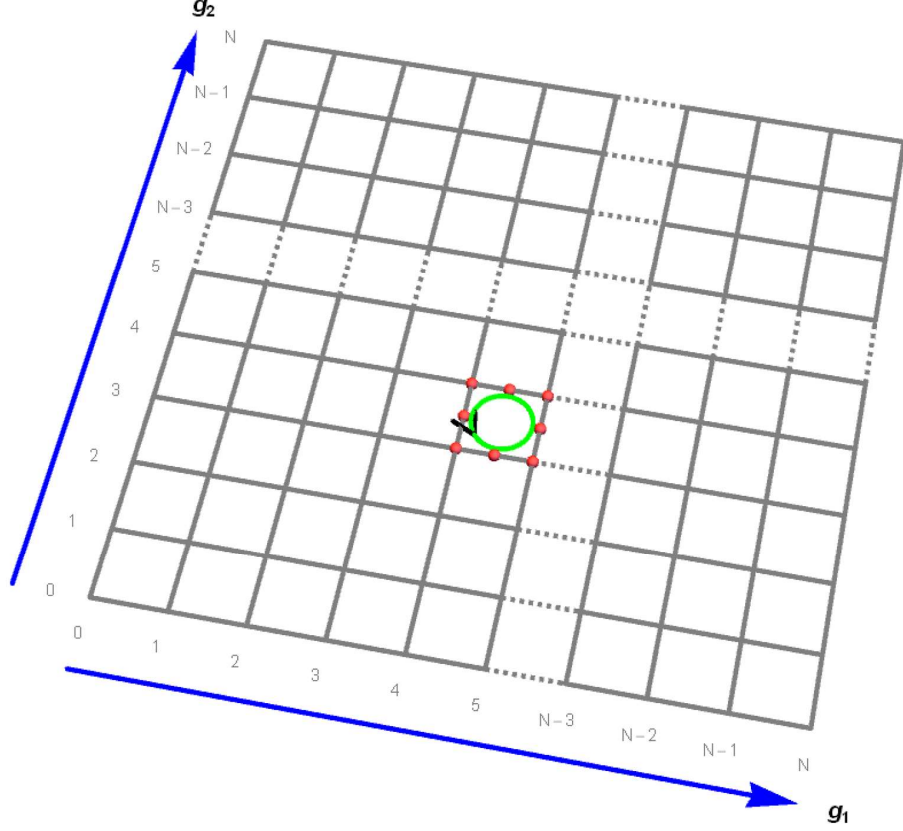


FIG. 12. The sketch for numerical calculation of the Chern number. First we divided the 2D BZ into $N \times N$ small portions. For each portion ΔS , we then calculate the Berry phase around its boundary ∂S through further dividing it into several segments (red dots).

B. Details for calculation of C_M in β -MoTe₂ and BiBr

For β -MoTe₂, the mirror plane is perpendicular to the z (or \mathbf{c}) direction: $M_z = (x, y, -z + \frac{1}{2})$, we should focus on two mirror symmetric planes $k_z = 0$ and $k_z = \frac{\pi}{c}$ respectively. Note that in $k_z = \frac{\pi}{c}$ plane, $\mathcal{T}\mathcal{I}$ will preserve the mirror eigen-values due to the $\frac{1}{2}\mathbf{c}$ translation in M_z : i.e. when ψ is the eigenstate of M_z , $\mathcal{T}\mathcal{I}\psi$ will have the same eigenvalue of M_z . Note that $\mathcal{T}\mathcal{I}$ will change the sign of the Berry curvature, thus the mirror Chern will be vanishing for the $k_z = \frac{\pi}{c}$ plane. For the $k_z = 0$ plane, we exploit the above technique through linearized augmented plane-wave method as implemented in WIEN2k package [22]. We divide the $k_z = 0$ plane to 50×50 parts and for each part we calculate the Berry phase around them (Eq. (26)) by dividing each part into 8 portions (schematically shown in Fig. 12). The calculated MCNs are found to be vanishing. According to the formula of $C_M^+ = i \sum_n \int d^2k \langle \partial_{k_x} u_n^+ | \partial_{k_y} u_n^+ \rangle - c.c.$ where $+$ represents that the eigenvalue of the mirror operator is $+i$, n is the occupied band index and the integral zone is restricted to a mirror symmetric plane. Our calculations find that the eigen-state u_n^+ has a weak dependence on k_x which is consistent with that the MCNs are all vanishing.

For BiBr, the mirror plane is also perpendicular to \mathbf{c} in our adopted setting. In this case, $\mathcal{T}\mathcal{I}$ will reverse the eigenvalue of the mirror operator. So we should calculate the mirror Chern numbers for both $k_z = 0$ and $k_z = \frac{\pi}{c}$ planes. We take the similar way of partitioning the 2D BZ as β -MoTe₂.

VII. TIGHT BINDING MODEL FOR MoTe₂ AND BiBr

For the calculations of the hinge states for MoTe₂ and BiBr, we need to take open conditions in two directions. It would be rather computationally demanding especially for the first principles calculation. Thus we construct a tight binding (TB) model for both materials:

$$\hat{H}_{TB} = \sum_{\mathbf{R}, \mathbf{R}'; s, s'; \mu, \mu'; \sigma, \sigma'} h(\mathbf{R}, \mathbf{R}'; s, s'; \mu, \mu'; \sigma, \sigma') \hat{C}_{\mathbf{R}+\boldsymbol{\tau}_s, \mu, \sigma}^\dagger \hat{C}_{\mathbf{R}'+\boldsymbol{\tau}_{s'}, \mu', \sigma'}, \quad (30)$$

where \mathbf{R}, \mathbf{R}' label the primitive unit cell within which the atoms are located at $\boldsymbol{\tau}_s, \boldsymbol{\tau}_{s'}$ relative the primitive unit cell. μ, μ' label the orbital degree of freedom and σ, σ' label the spin eigenvalue of S_z (the z component of the spin operator \mathbf{S}). \hat{C}^\dagger (\hat{C}) is the creation (annihilation) operator of the state as denoted in its subscript. We adopt orthogonal atomic orbitals. In each atom, we choose appropriate atomic orbitals which dominate the contributions near the Fermi level. Symmetry (time-reversal and space group) imposes restrictions for the Hamiltonian matrix elements. We thus take the Slater-Koster (SK) formalism wherein the hopping integrals are given by several adjustable parameters and the hopping direction cosines. While for the onsite terms, the crystal field splitting can be described by the site-symmetry allowed onsite Hamiltonian matrix. The spin-orbit coupling (SOC) is given by,

$$\hat{H}_{SO} = \sum_{\mathbf{R}, s, \mu, \nu, \sigma, \sigma'} (\lambda_s \mathbf{L} \cdot \mathbf{S})_{\mu\sigma, \nu\sigma'} \hat{C}_{\mathbf{R}+\boldsymbol{\tau}_s, \mu, \sigma}^\dagger \hat{C}_{\mathbf{R}+\boldsymbol{\tau}_s, \nu, \sigma'}, \quad (31)$$

where \mathbf{L} is the orbital momentum and λ_s is the SOC parameter: for those atoms related by \mathcal{SG} symmetry, they share the same SOC parameter while note that λ'_s also take a different values for different $l's$.

With the above TB model at hand, we then fit the energy bands from the first principles calculation near the Fermi level within the irreducible BZ for both materials, by least squares method to obtain a optimized parameters. The comparisons of the TB electronic bands with the first principles results in Fig. 2 show that for both materials, the TB models reasonably reproduce the first principles bands. Besides the energy bands, it is also required to reproduce exactly the same SI and mirror Chern numbers as the first principles results.

VIII. METHOD

The electronic band structure calculations have been carried out using the full potential linearized augmented plane-wave method as implemented in the WIEN2K package [22]. The generalized gradient approximation (GGA) with Perdew-Burke-Ernzerhof (PBE) [23] realization was adopted for the exchange-correlation functional. It is worth pointing out that the modified Becke-Johnson exchange potential for the correlation potential (MBJ) [24] has also been used and we found that it has no affect on our main results.

IX. CALCULATION OF ATOMIC INSULATOR BASIS

The AI basis vectors are the central objects of our SI method for screen the materials database to search for topological materials. Step by step we show how to determine the AI basis for a \mathcal{SG} , taking $\mathcal{SG}2$ as the example:

Step 1:

Obtaining HSPs. For $\mathcal{SG}2$, the HSPs are just 8 time-reversal invariant momenta (TRIM): $\mathbf{k} = (k_1, k_2, k_3)$ written in the basis of the reciprocal lattice basis vectors and k_i takes 0 or $\frac{1}{2}$ shown in Table VI. *The irreps for each HSP.*

$\mathcal{SG}2's$ HSP	Γ	X	Y	Z	U	T	S	R
coordinate	(0,0,0)	($\frac{1}{2}, 0, 0$)	(0, $\frac{1}{2}, 0$)	(0, 0, $\frac{1}{2}$)	($\frac{1}{2}, \frac{1}{2}, 0$)	(0, $\frac{1}{2}, \frac{1}{2}$)	($\frac{1}{2}, 0, \frac{1}{2}$)	($\frac{1}{2}, \frac{1}{2}, \frac{1}{2}$)

TABLE VI. The coordinates of eight high symmetry points (HSPs) for $\mathcal{SG}2$ in the reciprocal lattice basis vectors.

For each high symmetry point \mathbf{k} , the little group $\mathcal{G}(\mathbf{k})$ is also $\mathcal{SG}2$ containing only two different irreps: $D^1(\mathbf{k})$ and $D^2(\mathbf{k})$ that:

$$\{p|\mathbf{R}\}\psi_{\mathbf{k},i}^\alpha = \sum_{i'} D_{\mathbf{k},i'i}^\alpha(\{p|\mathbf{R}\})\psi_{\mathbf{k},i'}^\alpha, \quad (32)$$

where $\{p|\mathbf{R}\} \in \mathcal{G}(\mathbf{k})$, $D_{\mathbf{k},i'}^\alpha(\{p|\mathbf{R} + \mathbf{R}'^{-i\mathbf{b}}\cdot\mathbf{R}'\}D_{\mathbf{k},i'}^\alpha(\{p|\mathbf{R}\}),\alpha$ labels the irrep taking 1 or 2, and i, i' denote the basis vector for the irrep.

To clearly demonstrate an irrep, we will use the subscript i ($i = 1, 2, \dots, r$, r is the total number of the irreps) added to the name of the HSP to label the i th irrep of this HSP. Note that some irrep can be doubled by the time-reversal operation (\mathcal{T}), which means that this irrep must occur even times, then we should divide the correspond number $n_{\mathbf{k}}^\alpha$ by 2[1]. In this case, the irrep is in red. The dimension of the irrep will be denoted by the superscript added to the HSP's name, e.g. $\Gamma_1^1, \Gamma_2^1, \Gamma_3^1, \Gamma_4^2, \dots$ represents the irreps at Γ (we will demonstrate the irreps hereafter following the same order shown in Ref. [2]): Γ_1 and Γ_2 are both 1D irreps while Γ_3 is 1D irrep doubled by \mathcal{T} and Γ_4 is 2D irrep.

For $\mathcal{SG2}$ here, $D^\alpha(\mathcal{I}) = (-1)^{\alpha-1}$, i.e. $\alpha = 1$ (the first irrep) corresponds to the states with even parity while $\alpha = 2$ (the second irrep) corresponds to the states with odd parity. That is to say, every HSP of $\mathcal{SG2}$ has two 1D irrep (each one is doubled by \mathcal{T}). So the total number of $n_{\mathbf{k}}^\alpha$'s is 16. Consider the filling number ν , there are 17 entries in any BS with $\mathcal{SG2}$. Consider eight compatibility relations $\nu = n_{\mathbf{k}}^1 + n_{\mathbf{k}}^2$. Then only 9 entries are independent, i.e. $d_{\text{BS}} = 9$. For an arbitrary \mathcal{SG} , the compatibility relations can get much more complex. However instead of directly analyzing the compatibility relations, we can detour to obtaining the AI basis vectors [1]. Any AI, itself a BS, will automatically satisfy the requirement of the compatibility relations. To obtain the AI basis vectors, one need to exhaustively consider all the Wyckoff positions and all the site-symmetry irreps.

Step 2: Give all the Wyckoff positions. The Wyckoff positions for $\mathcal{SG2}$ is shown in Table VII.

$\mathcal{SG2}'s$ Wyckoff position	site-group	Wyckoff orbits
2i	C_1	$(x, y, z), (-x, -y, -z)$
1h	C_i	$(1/2, 1/2, 1/2)$
1g	C_i	$(0, 1/2, 1/2)$
1f	C_i	$(1/2, 0, 1/2)$
1e	C_i	$(1/2, 1/2, 0)$
1d	C_i	$(1/2, 0, 0)$
1c	C_i	$(0, 1/2, 0)$
1b	C_i	$(0, 0, 1/2)$
1a	C_i	$(0, 0, 0)$

TABLE VII. The nine Wyckoff positions for $\mathcal{SG2}$.

List all the site-symmetry irreps for every Wyckoff position. Given a Wyckoff position $m\mathcal{W}$ (like $2a, 4b, \dots$, m counts the number of sites in this Wyckoff orbit), its site symmetry group is then determined. Writing the sites as $\{\mathbf{r}_1^{\mathcal{W}}, \mathbf{r}_2^{\mathcal{W}}, \dots, \mathbf{r}_m^{\mathcal{W}}\}$ in one primitive unit cell with the operations $\{p|\mathbf{R}\}$ in the \mathcal{SG} satisfying $\{p|\mathbf{R}\}\mathbf{r}_1^{\mathcal{W}} = \mathbf{r}_1^{\mathcal{W}}$ constituting the site symmetry group. The number of the sites in the Wyckoff orbit $m = \frac{|\mathcal{G}_0|}{|\mathcal{G}(\mathbf{r}_1^{\mathcal{W}})|}$ (\mathcal{G}_0 is the point group), and there must exist a \mathcal{SG} element which will give $\mathbf{r}_J^{\mathcal{W}}$ ($J = 1, 2, \dots, m$) from $\mathbf{r}_1^{\mathcal{W}}$: $\{p_J|\mathbf{R}_J\}\mathbf{r}_1^{\mathcal{W}} = \mathbf{r}_J^{\mathcal{W}}$. Denoting the basis functions for one irrep (D_s^β of the site symmetry group as $\phi_{\mathbf{r}_1^{\mathcal{W}},j}^\beta$, i.e., for $\{p|\mathbf{R}\} \in G(\mathbf{r}_1^{\mathcal{W}})$, $\{p|\mathbf{R}\}\phi_{\mathbf{r}_1^{\mathcal{W}},j}^\beta = D_{\mathbf{r}_1^{\mathcal{W}},j}^\beta(\{p|\mathbf{R}\})\phi_{\mathbf{r}_1^{\mathcal{W}},j}^\beta$. Note that $\phi_{\mathbf{r}_1^{\mathcal{W}},j}^\beta$ may not be localized on $\mathbf{r}_1^{\mathcal{W}}$. Then we can obtain other real-space orbitals: $\{p_J|\mathbf{R}_J + \mathbf{R}\}\phi_{\mathbf{r}_1^{\mathcal{W}},j}^\beta$, which constitute a complete basis for the \mathcal{SG} . Through Bloch summation:

$$\psi_{\mathbf{k},J,j}^\beta = \sum_{\mathbf{R}} e^{i\mathbf{k}\cdot(\mathbf{r}_J^{\mathcal{W}} + \mathbf{R})} \{p_J|\mathbf{R}_J\}\phi_{\mathbf{r}_1^{\mathcal{W}},j}^\beta, \quad (33)$$

which is the basis for some \mathbf{k} point in the BZ. By the technique shown in Sec. X, one can obtain all the $n_{\mathbf{k}}^\alpha$'s for the AI corresponding to this Wyckoff position and site-symmetry irrep.

C_1	E
D_s^1	2

TABLE VIII. The irrep D_s for C_1 considering \mathcal{T} . Note we only consider the doubled-valued irreps, thus the character would be multiplied by -1 when considering a 2π more rotation.

Step 3: Make Smith normal decomposition. According to the Wyckoff positions listed in Table VII, and using the corresponding site-group irreps shown in Tables VIII and IX, we thus obtain 17 AIs, denoted by $n_{m\mathcal{W}}^i$ with the

C_i	E	P
D_s^1	2	2
D_s^2	2	-2

TABLE IX. The irrep \mathcal{D}_s for C_i considering \mathcal{T} .

$SG2$	n_{2i}^1	n_{1h}^1	n_{1h}^2	n_{1g}^1	n_{1g}^2	n_{1f}^1	n_{1f}^2	n_{1e}^1	n_{1e}^2	n_{1d}^1	n_{1d}^2	n_{1c}^1	n_{1c}^2	n_{1b}^1	n_{1b}^2	n_{1a}^1	n_{1a}^2
ν	4	2	2	2	2	2	2	2	2	2	2	2	2	2	2	2	2
Γ_1^1	1	1	0	1	0	1	0	1	0	1	0	1	0	1	0	1	0
Γ_2^1	1	0	1	0	1	0	1	0	1	0	1	0	1	0	1	0	1
X_1^1	1	1	0	0	1	1	0	0	1	0	1	0	1	1	0	1	0
X_2^1	1	0	1	1	0	0	1	1	0	1	0	1	0	0	1	0	1
Y_1^1	1	1	0	0	1	0	1	1	0	0	1	1	0	0	1	1	0
Y_2^1	1	0	1	1	0	1	0	0	1	1	0	0	1	1	0	0	1
Z_1^1	1	1	0	0	1	0	1	0	1	1	0	1	0	1	0	0	1
Z_2^1	1	0	1	1	0	1	0	1	0	0	1	0	1	0	1	1	0
U_1^1	1	1	0	1	0	0	1	0	1	1	0	0	1	0	1	1	0
U_2^1	1	0	1	0	1	1	0	1	0	0	1	1	0	1	0	0	1
T_1^1	1	1	0	1	0	1	0	0	1	0	1	1	0	0	1	0	1
T_2^1	1	0	1	0	1	0	1	1	0	1	0	0	1	1	0	1	0
S_1^1	1	1	0	1	0	0	1	1	0	0	1	0	1	1	0	0	1
S_2^1	1	0	1	0	1	1	0	0	1	1	0	1	0	0	1	1	0
R_1^1	1	1	0	0	1	1	0	1	0	1	0	0	1	0	1	0	1
R_2^1	1	0	1	1	0	0	1	0	1	0	1	1	0	1	0	1	0

TABLE X. The 17 AI vectors for $SG2$.

superscript labeling the site-group-irrep in the same order shown in Tables VIII and IX, and the subscript labels the Wyckoff position. They are listed in Table X. These 17 vectors are generally not independent with each other, we can make a so-called Smith normal decomposition which will give $d_{AI}(\leq 17)$ AI basis vectors through the linear combination of these 17 AI vectors. The results are shown in Table X(a) where the 9 basis vectors are printed explicitly and they are in an ascending order of the common factors. So $d_{AI}^{SG2} = 9$ which is equal to d_{BS}^{SG2} . Ref. 1 proved that it holds for each of 230 SGs [1]. It is easy to find that $\mathbf{a}_1, \dots, \mathbf{a}_5$ have no common factors while $\mathbf{a}_6, \mathbf{a}_7, \mathbf{a}_8$ have a common factor ($=2$), and \mathbf{a}_9 have a common factor ($=4$). Thus the symmetry indicator (SI) group is $X_{BS} = \mathbb{Z}_2 \times \mathbb{Z}_2 \times \mathbb{Z}_2 \times \mathbb{Z}_4$. Further more we can find that the condition for the filling of a band insulator is $2\mathbb{N}$.

X. REDUCTION OF AI ON HSPS

Focused on HSPs, we can then easily obtain the number of occurrences for the irrep α of $\mathcal{G}(\mathbf{k})$: $n_{\mathbf{k}}^\alpha$ for the above basis (generally reducible) by:

$$n_{\mathbf{k}}^\alpha = \frac{1}{|\mathcal{G}(\mathbf{k})|} \sum_{g \in \mathcal{G}(\mathbf{k})} \chi_{\mathbf{k}}^\alpha(g)^* \chi_{\mathbf{k}}(g), \quad (34)$$

where χ denotes the character. $\chi_{\mathbf{k}}(g)$ is the character for the basis in Eq. (33), can be obtained through ($g \in \mathcal{G}(\mathbf{k})$):

$$g\psi_{\mathbf{k},J,j}^\beta = \sum_{J',j'} D_{J',j';J,j}(g)\psi_{\mathbf{k},J',j'}^\beta, \quad (35)$$

where $\chi_{\mathbf{k}} = tr(D)$. The D is obtained by first knowing the permutation (i.e. $J \rightarrow J'$) of the atoms:

$$g\{p_J|\mathbf{R}_J\} = \{p_{J'}|\mathbf{R}_{J'} + \mathbf{R}\}g', \quad (36)$$

where $g' \in G(\mathbf{r}_1^{\mathcal{W}})$, thus,

$$D_{J',j';J,j}(g) = e^{i\mathbf{k} \cdot (\mathbf{r}_J^{\mathcal{W}} - \mathbf{r}_{j'}^{\mathcal{W}}) - i\mathbf{k} \cdot \mathbf{R}} D_{\mathbf{r}_1^{\mathcal{W}},j',j}^\beta(g'). \quad (37)$$

Note that when we only need to calculate the trace of the representation matrix $D(g)$, we can just consider $J = J'$ but for some cases we should know exactly the representation matrix, e.g. when calculating the mirror Chern number, we should know the representation matrix for the mirror operation.

XI. ATOMIC BASIS VECTORS

In this section, we list the AI basis vectors for all the SG s we encounter in this work.

(a) The 9 AI basis vectors for $SG2$. Here ν is the number of the bands. It is also called the filling number. Starting from the 3rd row, we give the number $n_{\mathbf{k}}^{\alpha}$ in order. We omit the notation n for clarity: The first column of these rows gives the information of the HSP and its irrep completely.

$SG2$	\mathbf{a}_1	\mathbf{a}_2	\mathbf{a}_3	\mathbf{a}_4	\mathbf{a}_5	\mathbf{a}_6	\mathbf{a}_7	\mathbf{a}_8	\mathbf{a}_9
ν	4	2	2	2	2	4	4	4	8
Γ_1^1	1	1	1	1	1	2	2	2	4
Γ_2^1	1	0	0	0	0	0	0	0	0
X_1^1	1	1	0	1	0	2	2	0	4
X_2^1	1	0	1	0	1	0	0	2	0
Y_1^1	1	1	0	0	1	2	0	2	4
Y_2^1	1	0	1	1	0	0	2	0	0
Z_1^1	1	1	0	0	0	0	0	0	0
Z_2^1	1	0	1	1	1	2	2	2	4
U_1^1	1	1	1	0	0	0	2	2	4
U_2^1	1	0	0	1	1	2	0	0	0
T_1^1	1	1	1	1	0	2	2	2	4
T_2^1	1	0	0	0	1	0	0	0	0
S_1^1	1	1	1	0	1	2	2	2	4
S_2^1	1	0	0	1	0	0	0	0	0
R_1^1	1	1	0	1	1	2	2	2	4
R_2^1	1	0	1	0	0	0	0	0	0

(b) The 5 AI basis vectors for $SG11$.

$SG11$	\mathbf{a}_1	\mathbf{a}_2	\mathbf{a}_3	\mathbf{a}_4	\mathbf{a}_5
ν	4	4	0	0	0
Γ_1^1	1	2	0	0	0
Γ_2^1	1	2	0	0	0
Γ_3^1	1	0	0	0	0
Γ_4^1	1	0	0	0	0
B_1^1	1	0	0	2	0
B_2^1	1	0	0	2	0
B_3^1	1	2	0	-2	0
B_4^1	1	2	0	-2	0
Y_1^1	1	0	2	0	0
Y_2^1	1	0	2	0	0
Y_3^1	1	2	-2	0	0
Y_4^2	1	2	-2	0	0
Z_1^1	1	1	0	0	0
C_1^2	1	1	0	0	0
D_1^2	1	1	0	0	0
A_1^1	1	2	-2	-2	4
A_2^1	1	2	-2	-2	4
A_3^1	1	0	2	2	-4
A_4^1	1	0	2	2	-4
E_1^2	1	1	0	0	0

(c) The 7 AI basis vectors for $SG12$.

$SG12$	\mathbf{a}_1	\mathbf{a}_2	\mathbf{a}_3	\mathbf{a}_4	\mathbf{a}_5	\mathbf{a}_6	\mathbf{a}_7
ν	4	4	-8	2	-4	8	-8
Γ_1^1	1	2	-4	1	-2	4	-4
Γ_2^1	1	2	-4	1	-2	4	-4
Γ_3^1	1	0	0	0	0	0	0
Γ_4^1	1	0	0	0	0	0	0
A_1^1	1	0	-1	0	0	2	-4
A_2^1	1	0	-1	0	0	2	-4
A_3^1	1	2	-3	1	-2	2	0
A_4^1	1	2	-3	1	-2	2	0
Z_1^1	1	0	-2	1	0	2	-4
Z_2^1	1	0	-2	1	0	2	-4
Z_3^1	1	2	-2	0	-2	2	0
Z_4^1	1	2	-2	0	-2	2	0
M_1^1	1	2	-3	0	-2	4	0
M_2^1	1	2	-3	0	-2	4	0
M_3^1	1	0	-1	1	0	0	-4
M_4^1	1	0	-1	1	0	0	-4
L_1^1	1	1	-1	1	-2	0	0
L_2^1	1	1	-3	0	0	4	-4
V_1^1	1	1	0	0	0	0	0
V_2^1	1	1	-4	1	-2	4	-4

-
- [1] H. C. Po, A. Vishwanath, and H. Watanabe, *Nature Communications* **8**, 50 (2017).
[2] C. J. Bradley and A. P. Cracknell, *The Mathematical Theory of Symmetry in Solids: Representation Theory for Point Groups and Space Groups* (Oxford University Press, 1972).
[3] H. C. Po, H. Watanabe, and A. Vishwanath, ArXiv e-prints (2017), [arXiv:1709.06551](https://arxiv.org/abs/1709.06551).
[4] H. Watanabe, H. C. Po, and A. Vishwanath, arXiv preprint [arXiv:1707.01903](https://arxiv.org/abs/1707.01903) (2017).
[5] C. Fang, Z. Song, and T. Zhang, ArXiv e-prints (2017), [arXiv:1711.11050](https://arxiv.org/abs/1711.11050).
[6] B. E. Brown, *Acta Crystallographica* **20**, 268 (1966).
[7] L. Fu and C. L. Kane, *Phys. Rev. B* **76**, 045302 (2007).
[8] E. Khalaf, H. C. Po, A. Vishwanath, and H. Watanabe, ArXiv e-prints (2017), [arXiv:1711.11589](https://arxiv.org/abs/1711.11589).
[9] C. Fang and L. Fu, [arXiv preprint arXiv:1709.01929](https://arxiv.org/abs/1709.01929) (2017).
[10] von Benda Heike, S. Arndt, and B. Wolfgang, *Zeitschrift für anorganische und allgemeine Chemie* **438**, 53 (1978).
[11] Z. Song, T. Zhang, Z. Fang, and C. Fang, ArXiv e-prints (2017), [arXiv:1711.11049](https://arxiv.org/abs/1711.11049).
[12] Z. Wang, A. Alexandradinata, R. J. Cava, and B. A. Bernevig, *Nature* **532**, 189 EP (2016), article.
[13] P. Lightfoot, F. Krok, J. Nowinski, and P. Bruce, *Journal of Materials Chemistry* **2**, 139 (1992).
[14] L. Li, Y. Yu, G. Ye, Q. Ge, H. Ou, X.D. and Wu, D. Feng, X. Chen, and Y. Zhang, *NATURE NANOTECHNOLOGY* **9**, 372 (2014).
[15] T. Kikegawa and H. Iwasaki, *Acta Crystallographica Section B-Structural Science* **39**, 158 (1983).
[16] F. Schindler, Z. Wang, M. G. Vergniory, A. M. Cook, A. Murani, S. Sengupta, A. Y. Kasumov, R. Deblock, S. Jeon, I. Drozdov, H. Bouchiat, S. Guéron, A. Yazdani, B. A. Bernevig, and T. Neupert, ArXiv e-prints (2018), [arXiv:1802.02585](https://arxiv.org/abs/1802.02585).
[17] W. Bauhofer, M. Wittmann, and H. von Schnering, *Journal of Physics and Chemistry of Solids* **42**, 687 (1981).
[18] R. Chami, G. Brun, J. Tedenac, and M. Maurin, *Revue de Chimie Minerale* **20**, 305 (1983).
[19] H. Hua, R. Stearrett, E. Nowak, and S. Bobev, *European Journal of Inorganic Chemistry* (online) **26**, 4025 (2011).

(d) The 3 AI basis vectors for $SG61$.

$SG61$	a_1	a_2	a_3
ν	16	8	-32
Γ_1^2	4	4	-12
Γ_2^2	4	0	-4
Y_1^2	4	2	-8
Y_2^2	4	2	-8
X_1^2	4	2	-8
X_2^2	4	2	-8
Z_1^2	4	2	-8
Z_2^2	4	2	-8
U_1^2	2	1	-4
U_2^2	2	1	-4
T_1^2	2	1	-4
T_2^2	2	1	-4
S_1^2	2	1	-4
S_2^2	2	1	-4
R_1^1	1	0	0
R_2^1	1	0	0
R_3^1	1	0	0
R_4^1	1	0	0
R_5^1	1	1	-4
R_6^1	1	1	-4
R_7^1	1	1	-4
R_8^1	1	1	-4

(e) The 8 AI basis vectors for $SG136$.

$SG136$	a_1	a_2	a_3	a_4	a_5
ν	8	8	8	4	-48
Γ_1^2	1	2	2	1	-12
Γ_2^2	1	0	2	1	-8
Γ_3^2	1	0	0	0	0
Γ_4^2	1	2	0	0	-4
K_1^2	1	1	0	1	-4
K_2^2	1	1	0	1	-4
K_3^2	1	1	2	0	-8
K_4^2	1	1	2	0	-8
K_1^4	2	2	2	1	-12
K_1^4	2	2	2	1	-12
K_1^1	1	1	1	0	-4
K_2^1	1	1	1	0	-4
K_3^1	1	1	1	0	-4
K_4^1	1	1	1	0	-4
K_5^1	1	1	1	1	-8
K_6^1	1	1	1	1	-8
K_7^1	1	1	1	1	-8
K_8^1	1	1	1	1	-8
K_1^2	2	2	2	1	-12
K_2^2	2	2	2	1	-12

- [20] U. Eberz, W. Seelentag, and H. Schuster, *Zeitschrift fuer Naturforschung, Teil B. Anorganische Chemie, Organische Chemie* **35**, 1341 (1980).
- [21] P. Fischer, D. Schwarzenbach, and H. Rietveld, *Journal of Physics and Chemistry of Solids* **32**, 543 (1971).
- [22] P. Blaha, K. Schwarz, G. Madsen, D. Kvasicka, and J. Luitz, *An Augmented Plane Wave Plus Local Orbitals Program for Calculating Crystal Properties* (2001).
- [23] B. K. Perdew, J. P. and M. Ernzerhof, *Phys. Rev. Lett.* **77**, 3865 (1996).
- [24] F. Tran and P. Blaha, *Phys. Rev. Lett.* **102**, 226401 (2009).

(f) The 8 AI basis vectors for $SG166$.

$SG166$	\mathbf{a}_1	\mathbf{a}_2	\mathbf{a}_3	\mathbf{a}_4	\mathbf{a}_5	\mathbf{a}_6	\mathbf{a}_7	\mathbf{a}_8
ν	12	6	6	-4	0	2	-4	8
Γ_1^1	1	1	1	0	0	0	0	0
Γ_2^1	1	1	1	0	0	0	0	0
Γ_3^2	2	2	2	-1	0	1	-2	4
Γ_4^1	1	0	0	0	0	0	0	0
Γ_5^1	1	0	0	0	0	0	0	0
Γ_6^2	2	0	0	-1	0	0	0	0
Z_1^1	1	1	0	0	0	0	0	0
Z_2^1	1	1	0	0	0	0	0	0
Z_3^2	2	2	0	-1	1	0	-2	4
Z_4^1	1	0	1	0	0	0	0	0
Z_5^1	1	0	1	0	0	0	0	0
Z_6^2	2	0	2	-1	-1	1	0	0
L_1^1	3	1	2	-1	1	0	0	4
L_2^1	3	1	2	-1	1	0	0	4
L_3^1	3	2	1	-1	-1	1	-2	0
L_4^1	3	2	1	-1	-1	1	-2	0
F_1^1	3	1	1	-1	0	1	0	0
F_2^1	3	1	1	-1	0	1	0	0
F_3^1	3	2	2	-1	0	0	-2	4
F_4^1	3	2	2	-1	0	0	-2	4

(g) The 3 AI basis vectors for $SG216$.

$SG216$	\mathbf{a}_1	\mathbf{a}_2	\mathbf{a}_3	\mathbf{a}_4	\mathbf{a}_5	\mathbf{a}_6
ν	12	4	2	2	2	-4
Γ_1^2	1	0	1	1	1	-2
Γ_2^2	1	0	0	0	0	0
Γ_3^4	2	1	0	0	0	0
X_1^2	3	1	1	1	0	-2
X_2^2	3	1	0	0	1	0
L_1^1	2	1	0	0	0	0
L_2^1	2	1	0	0	0	0
L_3^2	4	1	1	1	1	-2
W_1^1	3	1	0	1	1	-2
W_2^1	3	1	0	1	0	0
W_3^1	3	1	1	0	0	0
W_4^1	3	1	1	0	1	-2

(h) The 8 AI basis vectors for $SG227$.

$SG227$	\mathbf{a}_1	\mathbf{a}_2	\mathbf{a}_3	\mathbf{a}_4	\mathbf{a}_5	\mathbf{a}_6	\mathbf{a}_7	\mathbf{a}_8
ν	24	8	8	8	-24	8	4	-48
Γ_1^2	1	0	0	1	-2	1	1	-4
Γ_2^2	1	0	0	1	-2	1	0	-4
Γ_3^4	2	1	2	1	-4	1	0	-8
Γ_4^2	1	0	0	0	0	0	0	0
Γ_5^2	1	0	0	0	0	0	1	0
Γ_6^4	2	1	0	0	0	0	0	0
X_1^4	6	2	2	2	-6	2	1	-12
L_1^1	2	1	1	1	-2	0	0	-4
L_2^1	2	1	1	1	-2	0	0	-4
L_3^2	4	1	2	2	-5	1	1	-8
L_4^1	2	1	1	0	-2	1	0	-4
L_5^1	2	1	1	0	-2	1	0	-4
L_6^2	4	1	0	1	-3	2	1	-8
W_1^1	3	1	1	1	-2	1	0	-4
W_2^1	3	1	1	1	-2	1	0	-4
W_3^1	3	1	1	1	-4	1	1	-8
W_4^1	3	1	1	1	-4	1	1	-8
W_5^2	6	2	2	2	-6	2	1	-12