

# Hyperscaling violation in Ising Spin Glasses

P. H. Lundow<sup>1</sup> and I. A. Campbell<sup>2</sup>

<sup>1</sup>*Department of Mathematics and Mathematical Statistics, Umeå University, SE-901 87 Umeå, Sweden*

<sup>2</sup>*Laboratoire Charles Coulomb (L2C), Univ. Montpellier, CNRS, Montpellier, France*

In addition to the standard scaling rules relating critical exponents at second order transitions, hyperscaling rules involve the dimension of the model. It is well known that in canonical Ising models hyperscaling rules are modified above the upper critical dimension. It was shown by M. Schwartz in 1991 that hyperscaling can also break down in Ising systems with quenched random interactions; Random Field Ising models which are in this class have been intensively studied. Here numerical Ising Spin Glass data relating the scaling of the normalized Binder cumulant to that of the reduced correlation length are presented for dimensions 3, 4, 5 and 7. Hyperscaling is clearly violated in dimensions 3 and 4 as well as above the upper critical dimension  $D = 6$ . Estimates are obtained for the "violation of hyperscaling exponent" values in the various models.

PACS numbers: 75.50.Lk, 75.40.Mg, 05.50.+q

## I. INTRODUCTION

It has been tacitly or explicitly assumed that Edwards-Anderson Ising Spin Glasses (ISGs), where the quenched interactions are random, follow the same basic scaling and Universality rules as in the canonical Ising models, whose properties are understood in great detail through Renormalization Group Theory (RGT). Here we will present numerical evidence for hyperscaling violation in ISGs. A textbook definition of hyperscaling is : "Identities obtained from the generalised homogeneity assumption involving the space dimension  $D$  are known as hyperscaling relations." [1]. The hyperscaling relations valid in canonical Ising models below the upper critical dimension are :  $2 - \alpha = D\nu$ , and  $2\Delta = D\nu + \gamma$ , where  $\Delta = \gamma + \beta$  is the "gap" exponent associated with the critical behavior of the higher field derivatives of the free energy [2, 3]. The two hyperscaling relations are linked through the Essam-Fisher relation  $\alpha + D\nu - 2\Delta = 2$ .

Hyperscaling "collapses" in Ising models in dimensions above the upper critical dimension  $D = 4$ , where the critical exponents become mean field :  $\gamma = 1$ ,  $\nu = 1/2$ ,  $\alpha = 0$  and  $\Delta = 3/2$ . Hyperscaling was predicted by Schwartz to break down also in quenched systems with random interactions [4]. The breakdown of hyperscaling in the 3D Random Field Ising model (RFIM) has been extensively studied [5–8]. The first hyperscaling relation in this model is re-written  $2 - \alpha = (D - \theta)\nu$  where  $\theta$  is the "violation of hyperscaling exponent" [5] with  $\theta \sim 1.47$  in the 3D RFIM [9, 10]. Logically the second hyperscaling relation should simultaneously become  $2\Delta = (D - \theta)\nu + \gamma$ .

Though not conventionally written this way, in the standard Ising models above  $D = 4$  equivalent modified hyperscaling relations  $2 - \alpha = (D - \theta)\nu = 2$  and  $2\Delta = (D - \theta)\nu + \gamma = 3$  can be seen by inspection to be consistent with the mean field exponents plus a violation exponent  $\theta = D - 4$ .

Ising spin glasses (ISGs) are also systems with quenched randomness in which hyperscaling might be expected to break down, from a generalization of Schwartz's argument. The exponent  $\alpha$  in ISGs is always strongly

negative and so is very hard to estimate directly; we will be concerned only with the second hyperscaling relation. We are not aware of any tests of hyperscaling in ISGs.

## II. SCALING

In numerical simulation analyses the conventional RGT based approach consists in using as the thermal scaling variable the reduced temperature  $t = (T - T_c)/T_c$ , together with the principal observables  $\chi(t, L)$  the [reduced] susceptibility  $\Sigma_x \langle S(x) \cdot S(0) \rangle$ ,  $\xi(t, L)$  the second moment correlation length, and the Binder cumulant,  $g(t, L) = (3 - \langle m^4 \rangle / \langle m^2 \rangle^2) / 2$  in Ising models, or  $g(t, L) = (3 - [\langle q^4 \rangle] / [\langle q^2 \rangle]^2) / 2$  in spin glasses. For the simulation data the standard finite- $L$  definition for the second-moment correlation length  $\xi(\beta, L)$  through the Fourier transformation of the correlation function is used, see for instance Ref. [11] Eq. (14). The conventional approach is tailored to the critical region; however at high temperatures  $t$  diverges and  $\xi(t, L)$  tends to zero, so it is not possible to analyse the entire paramagnetic regime without introducing diverging correction terms. In addition, in symmetric interaction ISGs the relevant interaction strength parameter is  $\langle J_{ij}^2 \rangle$  so the ISG thermal scaling variable should depend on the square of the temperature; this basic point was made some thirty years ago [12, 13] but has been ignored since in most ISG simulation data analyses.

A rational scaling approach which takes in the entire paramagnetic region so including both the finite-size scaling regime (FSS,  $L \ll \xi(\beta, \infty)$ ) and the thermodynamic limit regime (ThL  $L \gg \xi(\beta, \infty)$ ), can be based on the Wegner scaling expression for the bulk Ising susceptibility [14]

$$\chi(\tau) = C_\chi \tau^{-\gamma} [1 + a_\chi \tau^{\nu\omega} + b_\chi \tau + \dots] \quad (1)$$

where  $\tau = 1 - \beta/\beta_c$  in Ising models with  $\beta$  the inverse temperature [15]. (The Wegner expression is often misquoted with  $t$  replacing  $\tau$ ). The terms inside  $[\dots]$  are

scaling corrections, with  $\nu\omega$  the leading thermal correction exponent which is identical for all observables within a universality class. At infinite temperature  $\tau = 1$ , and for all  $S = 1/2$  models  $\chi(\tau)$  tends to 1; hence for the susceptibility the whole paramagnetic region can generally be covered to good precision when a few mild Wegner correction terms are included. (To obtain infinite precision an infinite number of correction terms are of course needed, just as in standard FSS analyses where perfect precision in principle requires an infinite number of size dependent correction terms [16]). In ISG models where the interaction distributions are symmetric about zero, an appropriate thermal scaling variable which should be used with the same Wegner expression is  $\tau = 1 - (\beta/\beta_c)^2$ , Refs. [12, 13, 17, 18]. In the ThL regime  $L \gg \xi(\beta)$  the properties of a finite-size sample if normalized correctly are independent of  $L$  and so are the same as those of the infinite-size model. A standard rule of thumb for the approximate onset of the ThL regime is  $L \gtrsim 7\xi(\beta, L)$  and the ThL regime can be easily identified in simulation data. An important virtue of this approach is that the ThL numerical data can be readily dovetailed into High Temperature Series Expansion (HTSE) values calculated from sums of exact series terms (limited in practice to a finite number of terms). No such link can be readily made when the conventional FSS thermal scaling variable  $t$  is used.

To apply the Wegner formalism to observables  $Q$  other than  $\chi$  in  $S = 1/2$  models, it is convenient to impose the rule that each observable should be normalized in such a way that the infinite temperature limit is  $Q_n(\tau = 1) \equiv 1$ , without the critical limit exponent being modified. For the spin  $S = 1/2$  [reduced] susceptibility with the standard definition no normalization is required as this condition is automatically fulfilled, with a temperature dependent effective exponent  $\gamma(\tau) = \partial \ln[\chi(\tau, L)] / \partial \ln \tau$  both in Ising models, and in ISGs with the appropriate  $\tau$ .

In Ref. [18] the reduced second moment correlation length was introduced:  $\xi(\tau, L)/\beta^{1/2}$  in Ising models, and  $\xi(\tau, L)/\beta$  in ISG models. The critical limit ThL exponent  $\nu$  is unaltered by this normalization (models with zero temperature critical points are a special case [19]). From exact and general HTSE infinite-temperature limits for either Ising or ISG models, this reduced correlation length tends to 1 at infinite temperature [2, 17].

The temperature dependent effective exponent is then defined as  $\nu(\tau) = \partial \ln[\xi(\tau, L)/\beta^{1/2}] / \partial \ln \tau$  in Ising models and  $\nu(\tau) = \partial \ln[\xi(\tau, L)/\beta] / \partial \ln \tau$  in ISG models. A Wegner-like relation again applies with appropriate correction terms; with this definition the temperature dependent effective  $\nu(\tau)$  usually turns out to remain close to the critical value, except at high temperatures where it may be significantly modified by the corrections.

The temperature dependent effective exponents  $\gamma(\tau)$  and  $\nu(\tau)$  are well behaved over the entire paramagnetic regime with exact infinite-temperature hypercubic-lattice limits for Ising models of  $\gamma(1) = 2D\beta_c$  and

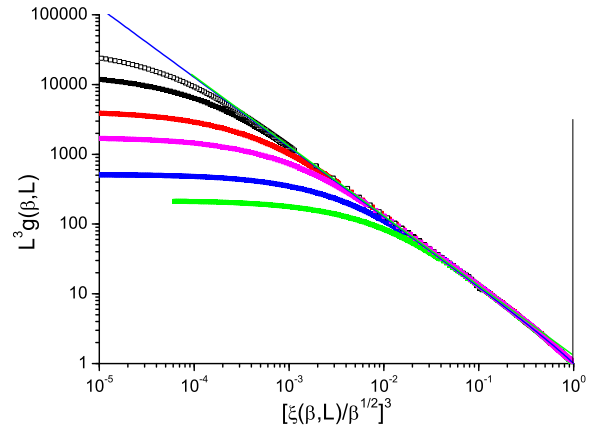


FIG. 1. (Color on line) Dimension 3 simple cubic Ising model. Normalized Binder cumulant  $L^3 g(\beta, L)$  against reduced correlation length to the power 3,  $1/(\xi(\beta, L)/\beta^{1/2})^3$ . Sample sizes:  $L = 32, 24, 16, 8, 6$  (top to bottom). Blue straight line: slope  $-1.00$ . In this and all following figures each line for fixed  $L$  begins to bend over towards horizontal when it leaves the ThL regime  $L \gg \xi(\beta)$ .

$\nu(1) = D\beta_c$ , and for the ISG models  $\gamma(1) = 2D\beta_c^2$  and  $\nu(1) = (D - K/3)\beta_c^2$  where  $K$  is the kurtosis of the interaction distribution.

### III. HYPERSCALING

The second field derivative of the bulk susceptibility  $\chi_4(\beta)$  (also called the non-linear susceptibility) in a hypercubic lattice is directly related to the ThL Binder cumulant for finite  $L$  through

$$2g(\beta, L) = \frac{-\chi_4}{L^D \chi^2} = \frac{3\langle m^2 \rangle^2 - \langle m^4 \rangle}{\langle m^2 \rangle^2} \quad (2)$$

see Eq. 10.2 of Ref. [20]. It can be noted that in any  $S = 1/2$  Ising system the infinite-temperature (i.e., independent spins) limit for the Binder cumulant is  $g(0, N) \equiv 1/N$ , where  $N$  is the number of spins; as  $N = L^D$  for a hypercubic lattice, at infinite temperature  $L^D g(\tau, L) \equiv 1$ . Thus this normalized Binder cumulant also obeys the high-temperature limit rule for normalized observables introduced above.

For Ising models in the thermodynamic limit ThL (bulk or  $L \gg \xi(\tau)$ ) regime, assuming hyperscaling the critical exponent for the second field derivative of the susceptibility  $\chi_4(\beta)$  is [2]

$$\gamma_4 = \gamma + 2\Delta = D\nu + 2\gamma \quad (3)$$

Thus the bulk  $\chi_4(\beta)/(2\chi(\beta)^2)$  or the ThL normalized Binder cumulant  $L^D g(\beta, L)$  scales with the critical exponent  $(\nu D + 2\gamma) - 2\gamma = \nu D$ , together with appropriate Wegner correction terms.

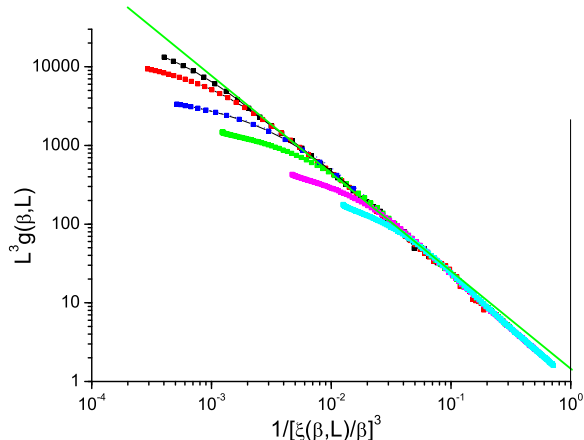


FIG. 2. (Color on line) Dimension 3 simple cubic bimodal ISG model. Normalized Binder cumulant  $L^3 g(\beta, L)$  against reduced correlation length to the power 3,  $1/(\xi(\beta, L)/\beta)^3$ . Sample sizes :  $L = 32, 24, 16, 12, 8, 6$  (top to bottom). Green straight line : slope  $-1.27$ .

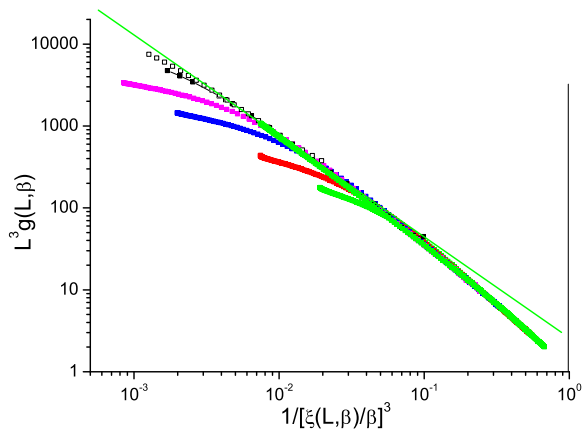


FIG. 3. (Color on line) Dimension 3 simple cubic Gaussian ISG model. Normalized Binder cumulant  $L^3 g(\beta, L)$  against reduced correlation length to the power 3,  $1/(\xi(\beta, L)/\beta)^3$ . Sample sizes :  $L = 32, 24, 16, 12, 8, 6$  (top to bottom). Green straight line : slope  $-1.23$ .

The standard “dimensionless renormalized coupling constant” can be defined as

$$G_4(\beta) = \frac{\chi_4(\beta)}{\xi(\beta)^D \chi(\beta)^2} = \frac{L^D g(\beta, L)}{2\xi(\beta, L)^D} \quad (4)$$

(other normalizations are also used [2]). It should be noted that even in the case of the canonical 2D Ising model [21] the infinite- $L$  value of  $G_4(\beta_c)$  at criticality depends strongly on the order in which the limits are taken : the ThL limit [ $L \rightarrow \infty, \beta \rightarrow \beta_c$ ] or the FSS limit [ $\beta \rightarrow \beta_c, L \rightarrow \infty$ ]. Also, in order for the infinite- $L$  Ising

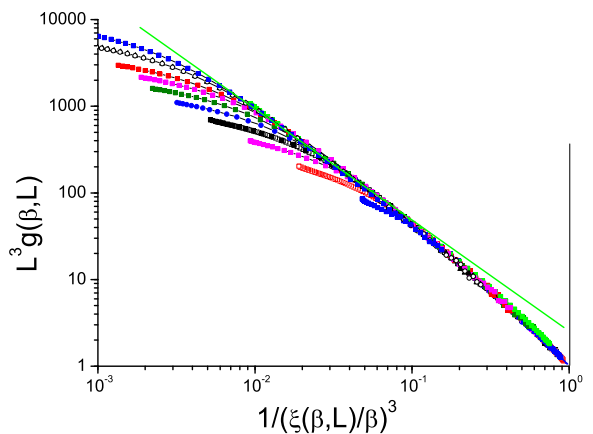


FIG. 4. (Color on line) Dimension 3 face-centered cubic Laplacian ISG model. Normalized Binder cumulant  $L^3 g(\beta, L)$  against reduced correlation length to the power 3,  $1/(\xi(\beta, L)/\beta)^3$ . Sample sizes :  $L = 28, 24, 20, 18, 16, 14, 12, 10, 8, 6$  (top to bottom). Green straight line : slope  $-1.27$ .

$G_4$  to become regular analytic to  $\beta = 0$  the normalized Ising form  $(\beta_c/\beta)^{D/2} G_4(\beta)$  should be used, see Ref. [2] Eq. (42). This modification is strictly equivalent to replacing in Eq. (4)  $\xi(\beta, L)$  by  $\xi(\beta, L)/\beta^{1/2}$  which is the reduced correlation length introduced above.

From the hyperscaling rule, the critical exponents for  $L^D g(\tau, L)$  and  $(\xi(\tau, L)/\beta^{1/2})^D$  are both  $D\nu$ . Fig. 1 shows a plot of  $L^3 g(\tau, L)$  against  $(\xi(\tau, L)/\beta^{1/2})^{-3}$  for the 3D simple cubic  $S = 1/2$  Ising model (see Ref. [22] for details of the simulations). It can be seen that within the statistics the ThL data are consistent with a limiting critical slope  $\equiv -1$  and an intercept  $G_4 \beta_c^{3/2}/2 \sim 1.23$ , with corrections coming into play at high temperatures, in full agreement with the hyperscaling rule. It should be noted that in this form of plot neither the critical inverse temperature value  $\beta_c$  nor the critical exponent value  $\nu$  need to be introduced.

For the 5D Ising model, in an equivalent ThL plot covering the entire paramagnetic temperature regime the breakdown of standard hyperscaling leads to a critical exponent for the normalized Binder cumulant which is not  $D\nu = 5/2$  but 2 [23], i.e.,  $(D - \theta)\nu$  with a hyperscaling violation exponent  $\theta = 1$  as discussed above.

#### IV. ISING SPIN GLASSES

The normalized Binder cumulant against reduced correlation length to the power  $D$  for ISGs can be displayed in just the same way as for the Ising model data in Fig. 1. We show in Figs. 2 and 3 data for the standard bimodal and Gaussian interaction ISGs on the 3D simple cubic lattice, and in Fig. 4 for a more exotic model, the Laplacian interaction ISG on a face-centered cubic lattice.

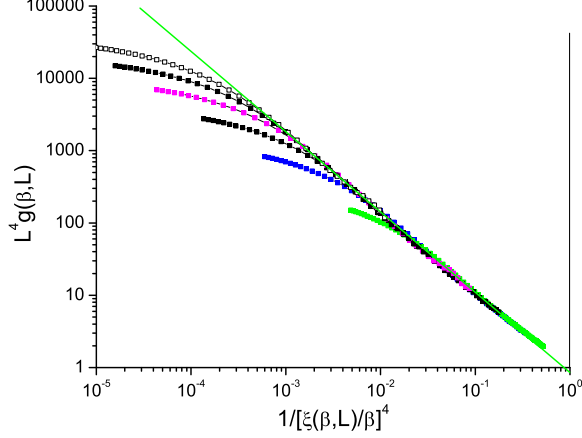


FIG. 5. (Color on line) Dimension 4 hypercubic bimodal ISG model. Normalized Binder cumulant  $L^4 g(\beta, L)$  against reduced correlation length to the power 4,  $1/(\xi(\beta, L)/\beta)^4$ . Sample sizes :  $L = 14, 12, 10, 8, 6, 4$  (top to bottom). Green straight line : slope  $-1.12$ .

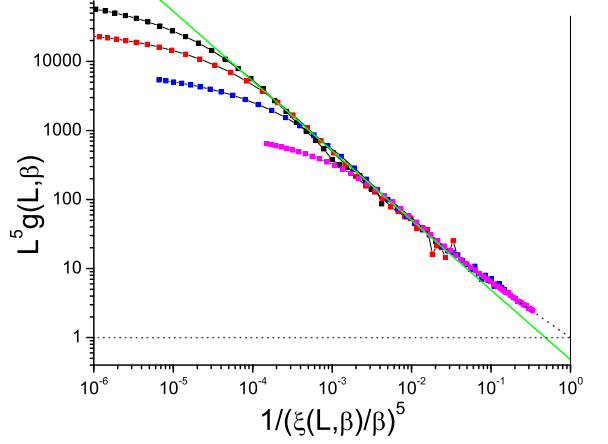


FIG. 7. (Color on line) Dimension 5 hypercubic bimodal ISG model. Normalized Binder cumulant  $L^5 g(\beta, L)$  against reduced correlation length to the power 5,  $1/(\xi(\beta, L)/\beta)^5$ . Sample sizes :  $L = 10, 8, 6, 4$  (top to bottom). Green straight line : slope  $-1.00$ .

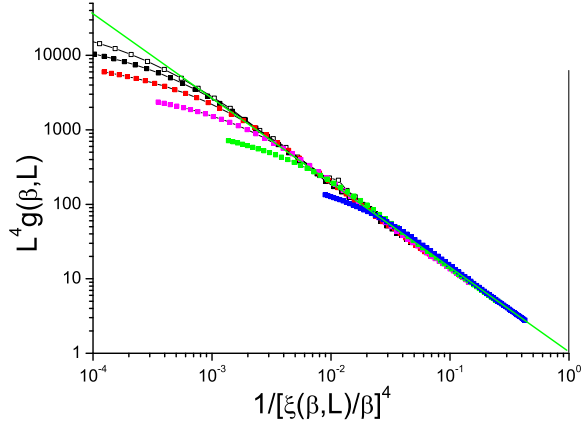


FIG. 6. (Color on line) Dimension 4 hypercubic Gaussian ISG model. Normalized Binder cumulant  $L^4 g(\beta, L)$  against reduced correlation length to the power 4,  $1/(\xi(\beta, L)/\beta)^4$ . Sample sizes :  $L = 14, 12, 10, 8, 6, 4$  (top to bottom). Green straight line : slope  $-1.13$ .

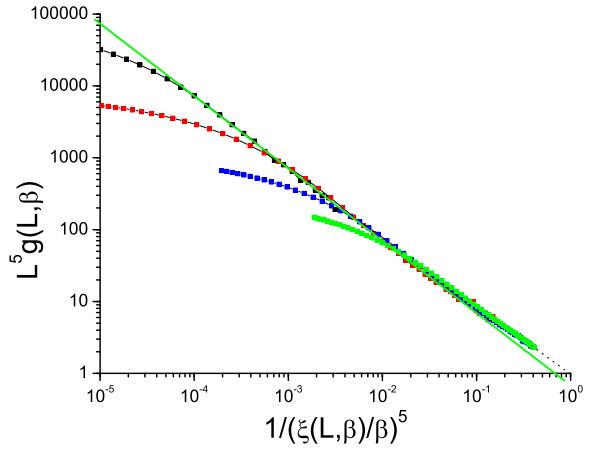


FIG. 8. (Color on line) Dimension 5 hypercubic Gaussian ISG model. Normalized Binder cumulant  $L^5 g(\beta, L)$  against reduced correlation length to the power 5,  $1/(\xi(\beta, L)/\beta)^5$ . Sample sizes :  $L = 10, 8, 6, 4$  (top to bottom). Green straight line : slope  $-1.00$ .

In each case the ThL data can be seen to have a critical limit constant slope with corrections coming into play at high temperatures. The value of the limit slope is in each case distinctly stronger than the standard hyperscaling value  $-1$ , demonstrating that  $(\xi(\beta, L)/\beta)^3$  and  $L^3 g(\beta, L)$  have different critical exponents; there is a violation of hyperscaling. With the same formalism as above, the value of the slope in each Figure can be taken to be equal to  $-(D - \theta)/D = -(1 - \theta/D)$  with  $\theta \sim -0.80, -0.70$  and  $-0.80$  respectively for the three 3D ISG models.

Data for the bimodal and Gaussian 4D models, Figs. 5 and 6, also show hyperscaling violations with violation exponents  $\theta \sim -0.48$  and  $-0.52$  respectively, rather weaker than in 3D. For the bimodal and Gaussian 5D models, Figs. 7 and 8, the limiting slopes are close to  $-1$  and any violation of hyperscaling is too weak to be observed.

Finally in the bimodal 7D ISG (above the ISG critical dimension  $D = 6$ ) the equivalent plot, Fig. 9, is much more noisy than for the lower dimensions simply because

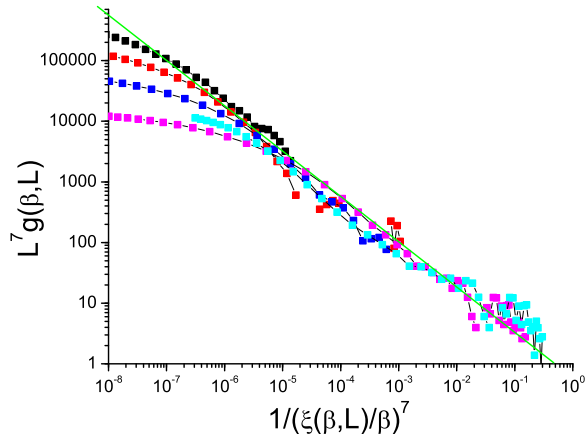


FIG. 9. (Color on line) Dimension 7 hypercubic bimodal ISG model. Normalized Binder cumulant  $L^7 g(\beta, L)$  against reduced correlation length to the power 7,  $1/(\xi(\beta, L)/\beta)^7$ . Sample sizes :  $L = 7, 6, 5, 4, 3$  (top to bottom). Green straight line : slope  $-0.75$ .

by this dimension the number of spins in each individual sample becomes very large leading to practical limitations, particularly for the Binder cumulant. Nevertheless the slope of the plot can be seen to be lower than  $-1$  so

as for the 5D ISG model the violation exponent  $\theta \sim 1.75$  is positive.

## V. CONCLUSION

For the canonical simple cubic Ising model, from data presented in the form of the normalized Binder cumulant  $L^3 g(\tau, L)$  against the reduced correlation length to power  $D$ ,  $[\xi/\beta^{1/2}]^D$ , the observed critical limit scaling is fully consistent with the expected standard hyperscaling log-log slope of  $-1$  (plus mild corrections at high temperatures). The equivalent data plots for ISG models in various dimensions show violations of hyperscaling with violation exponents which evolve regularly with dimension from strongly negative for  $D = 3$  to strongly positive for  $D = 7$ , passing through zero near the upper critical dimension.

## ACKNOWLEDGMENTS

We would like to thank A. Aharony, P. Butera and R. Kenna for helpful comments, and H. Katzgraber and K. Hukushima for access to their raw numerical data. The computations were performed on resources provided by the Swedish National Infrastructure for Computing (SNIC) at the Chalmers Centre for Computational Science and Engineering (C3SE).

- 
- [1] B. Simons, Phase Transitions and Collective Phenomena, Cambridge University Press (1997).
  - [2] P. Butera and M. Comi, Phys. Rev. B **65**, 144431 (2002).
  - [3] A. Pelissetto and E. Vicari, Phys. Rept. **368**, 549 (2002).
  - [4] M. Schwartz, Europhys. Lett. **15**, 777 (1991).
  - [5] A. Aharony, Y. Imry, and S.-K. Ma, Phys. Rev. Lett. **37**, 1364 (1976).
  - [6] M. Gofman, J. Adler, A. Aharony, A. B. Harris, and M. Schwartz, Phys. Rev. Lett. **71**, 1569 (1993).
  - [7] R. L. C. Vink, T. Fischer, and K. Binder, Phys. Rev. E **82**, 051134 (2010).
  - [8] N. G. Fytas and V. Martin-Mayor, Phys. Rev. Lett. **110**, 227201 (2013).
  - [9] A. A. Middleton and D. S. Fisher, Phys. Rev. B **65**, 134411 (2002).
  - [10] L. A. Fernandez, V. Martin-Mayor, and D. Yllanes, Phys. Rev. B **84**, 100408 (2011).
  - [11] M. Hasenbusch, A. Pelissetto and E. Vicari, Phys. Rev. B **78**, 214205 (2008).
  - [12] R. R. P. Singh and S. Chakravarty, Phys. Rev. Lett. **57**, 245 (1986).
  - [13] L. Klein, J. Adler, A. Aharony, A. B. Harris and Y. Meir, Phys. Rev. B **43**, 11249 (1991).
  - [14] F. J. Wegner, Phys. Rev. B **5**, 4529 (1972).
  - [15] C. Domb and M.F. Sykes, Phys. Rev. **128**, 168 (1962).
  - [16] A. M. Ferrenberg, J. Xu, and D. P. Landau, Phys. Rev. E **97**, 043301 (2018).
  - [17] D. Daboul, I. Chang, and A. Aharony, Eur. Phys. J. B **41**, 231 (2004).
  - [18] I. A. Campbell, K. Hukushima, and H. Takayama, Phys. Rev. Lett. **97**, 117202 (2006).
  - [19] P. H. Lundow and I. A. Campbell, Phys. Rev. E **93**, 022119 (2016).
  - [20] V. Privman, P. C. Hohenberg and A. Aharony, "Universal Critical-Point Amplitude Relations", in "Phase Transitions and Critical Phenomena" (Academic, NY, 1991), eds. C. Domb and J. L. Lebowitz, **14**, 1.
  - [21] J. Salas and A. D. Sokal, J. Statist. Phys. **98**, 551 (2000) (arXiv(cond-mat):9904038)
  - [22] I. A. Campbell and P. H. Lundow, Phys. Rev. B **83**, 014411 (2011).
  - [23] P. H. Lundow and I. A. Campbell, Physica A **492**, 1838 (2018).