

Curvature of the pseudocritical line in QCD: Taylor expansion matches analytic continuation

Claudio Bonati,^{1,2,*} Massimo D’Elia,^{1,2,†} Francesco Negro,^{2,‡} Francesco Sanfilippo,^{3,§} and Kevin Zambello^{4,¶}

¹*Università di Pisa, Largo B. Pontecorvo 3, I-56127 Pisa, Italy*

²*INFN Sezione di Pisa, Largo B. Pontecorvo 3, I-56127 Pisa, Italy*

³*INFN Sezione di Roma3, Via della Vasca Navale 84, I-00146 Roma, Italy*

⁴*Università di Parma and INFN, Gruppo Collegato di Parma,*

Parco Area delle Scienze 7/A, I-43124 Parma, Italy

(Dated: September 1, 2018)

We determine the curvature of the pseudo-critical line of $N_f = 2 + 1$ QCD with physical quark masses via Taylor expansion in the quark chemical potentials. We adopt a discretization based on stout improved staggered fermions and the tree level Symanzik gauge action; the location of the pseudocritical temperature is based on chiral symmetry restoration. Simulations are performed on lattices with different temporal extent ($N_t = 6, 8, 10$), leading to a continuum extrapolated curvature $\kappa = 0.0145(25)$, which is in very good agreement with the continuum extrapolation obtained via analytic continuation and the same discretization, $\kappa = 0.0135(20)$. This result eliminates the possible tension emerging when comparing analytic continuation with earlier results obtained via Taylor expansion.

PACS numbers: 12.38.Aw, 11.15.Ha, 12.38.Gc, 12.38.Mh

I. INTRODUCTION

The exploration of the QCD phase diagram is a subject of continuous experimental and theoretical investigation. One of the main issues is represented by the determination of the pseudo-critical line in the $T - \mu_B$ plane separating the low- T phase, characterized by color confinement and chiral symmetry breaking, from the high- T phase where the so-called Quark-Gluon Plasma (QGP) is thought to be realized. Lattice QCD simulations at non-zero μ_B are still hindered by the well known sign problem, however various methods are already effective to circumvent the problem at least for small μ_B , where the pseudo-critical line can be approximated at the lowest order in a Taylor expansion in μ_B^2

$$\frac{T_c(\mu_B)}{T_c} = 1 - \kappa \left(\frac{\mu_B}{T_c} \right)^2 + O(\mu_B^4). \quad (1)$$

The curvature κ of the pseudo-critical line has been determined on the lattice both by analytic continuation [1–12], exploiting results obtained at imaginary chemical potentials, and by Taylor expansion [13–16], i.e. by suitable combinations of expectation values determined at zero chemical potential. The pseudo-critical line for small values of μ_B has been investigated also by continuum approaches to the QCD phase diagram (see, e.g., Refs. [17–21]).

Recently, various lattice investigations have led to a determination of κ by analytic continuation for QCD with physical or almost physical quark masses [22–26]. In particular, Refs. [24] and [25] have provided continuum extrapolated values for κ which are respectively $\kappa = 0.0135(20)$ and $\kappa = 0.0149(21)$. The two studies adopted a similar discretization (stout improved staggered fermions and the tree level Symanzik gauge action) and slightly different setups for the quark chemical potentials: in Ref. [25], the strangeness neutrality condition reproduced in the heavy-ion experimental environment was enforced explicitly by tuning the strange quark chemical potential μ_s appropriately; in Ref. [24], instead, μ_s was set to zero while checking at the same time that its influence on κ is negligible (see also Ref. [27]). Results obtained by analytic continuation but adopting a different lattice discretization (HISQ staggered fermions) have led to similar results [22, 26].

Such results are typically larger than earlier results obtained via Taylor expansion [28, 29], reporting $\kappa \sim 0.006$. In particular, Ref. [29] reported a continuum extrapolated value $\kappa = 0.0066(20)$ adopting the same discretization and the same observables (chiral condensate) as in Refs. [23, 24], i.e. a value which is more than two standard deviations away from the result from analytic continuation. As discussed in Ref. [23], only a small part of this discrepancy can be accounted for by the different prescriptions used to determine the dependence of T_c on μ_B , so that a tension remains.

The agreement between results obtained by the two methods is a necessary requirement in order to state that one has a full control over all systematics involved in analytic continuation and in Taylor expansion. Therefore, the importance of clarifying any possible tension cannot be overestimated; indeed, efforts in this direction are already in progress, for instance by adopting the HISQ

*Electronic address: claudio.bonati@df.unipi.it

†Electronic address: massimo.delia@unipi.it

‡Electronic address: fnegro@pi.infn.it

§Electronic address: sanfilippo@roma3.infn.it

¶Electronic address: kevin.zambello@pr.infn.it

staggered discretization [27].

In this study, we present a new continuum extrapolation for the curvature obtained via Taylor expansion, considering the same stout staggered discretization adopted in Refs. [29] and [24]. In particular, we consider different prescriptions to determine κ via Taylor expansion and the analysis of the renormalized condensate: for fixed $N_t = 6$, we show that they provide consistent results; then, exploiting simulations on different values of N_t ($N_t = 6, 8, 10$), we are able to provide results extrapolated to the continuum limit which is in full agreement with that obtained by analytic continuation.

The paper is organized as follows. In Section II we provide the details regarding the lattice discretization adopted in this study, the various prescriptions to determine κ that we have explored and the observables involved in such prescription. In Section III we illustrate our numerical results and finally, in Section IV we discuss our conclusions.

II. NUMERICAL METHODS

As in our previous studies, Refs. [23, 24], we have considered a rooted stout staggered discretization of the $N_f = 2 + 1$ QCD partition function:

$$\mathcal{Z} = \int \mathcal{D}U e^{-\mathcal{S}_{YM}} \prod_{f=u, d, s} \det \left(M_{\text{st}}^f[U, \mu_f, T] \right)^{1/4}, \quad (2)$$

$$\mathcal{S}_{YM} = -\frac{\beta}{3} \sum_{i, \mu \neq \nu} \left(\frac{5}{6} W_{i; \mu\nu}^{1 \times 1} - \frac{1}{12} W_{i; \mu\nu}^{1 \times 2} \right), \quad (3)$$

$$\begin{aligned} (M_{\text{st}}^f)_{i, j} &= am_f \delta_{i, j} + \sum_{\nu=1}^4 \frac{\eta_{i; \nu}}{2} \left[e^{a\mu_f \delta_{\nu, 4}} U_{i; \nu}^{(2)} \delta_{i, j-\hat{\nu}} \right. \\ &\quad \left. - e^{-a\mu_f \delta_{\nu, 4}} U_{i-\hat{\nu}; \nu}^{(2)\dagger} \delta_{i, j+\hat{\nu}} \right], \end{aligned} \quad (4)$$

where \mathcal{S}_{YM} is the tree level Symanzik improved gauge action [30, 31], written in terms of the original link variables through traces of $n \times m$ rectangular loops, $W_{i; \mu\nu}^{n \times m}$, while the fermion matrix $(M_{\text{st}}^f)_{i, j}$ is built up in terms of the two times stout-smearing [32] links $U_{i; \nu}^{(2)}$, with an isotropic smearing parameter $\rho = 0.15$; finally, the rooting procedure is used to remove the residual fourth degeneracy of staggered fermions (see Ref. [33] for a discussion of possible related systematics.). Note that the quark chemical potentials are treated as external sources, and are set to zero in the simulations.

The quark mass spectrum has been chosen so as to have two degenerate light quarks, $m_u = m_d \equiv m_l$. Standard thermal boundary conditions in the temporal direction have been set for bosonic and fermionic degrees of freedom. The temperature of the system, $T = 1/(N_t a)$, has been changed, for fixed N_t , by changing the lattice spacing a while staying on a line of constant physics [34, 35], corresponding to a pseudo-Goldstone

pion mass $m_\pi \simeq 135$ MeV and a strange-to-light mass ratio $m_s/m_l = 28.15$.

A. Physical observables used to locate T_c and their renormalization

As in Refs. [23, 24], the determination of the pseudo-critical temperature T_c will be based on chiral symmetry restoration, which is the leading phenomenon in the presence of light quark masses. In particular, we will consider the light quark condensate

$$\langle \bar{\psi}\psi \rangle_l = \frac{T}{V} \frac{\partial \log Z}{\partial m_l} = \langle \bar{u}u \rangle + \langle \bar{d}d \rangle; \quad (5)$$

where

$$\langle \bar{\psi}\psi \rangle_f = \frac{T}{V} \frac{\partial \log Z}{\partial m_f}, \quad (6)$$

and V is the spatial volume. The light quark condensate is affected by additive and multiplicative renormalizations and, as in Refs. [23, 24], we consider two different renormalization prescriptions. The first one is

$$\langle \bar{\psi}\psi \rangle_{r1}(T) \equiv \frac{\left[\langle \bar{\psi}\psi \rangle_l - \frac{2m_l}{m_s} \langle \bar{s}s \rangle \right](T)}{\left[\langle \bar{\psi}\psi \rangle_l - \frac{2m_l}{m_s} \langle \bar{s}s \rangle \right](T=0)}, \quad (7)$$

and has been introduced in Ref. [36]: the leading additive renormalization, which is linear in the quark mass, cancels in the difference with the strange condensate, while the multiplicative renormalization, being independent of T , drops out by normalizing with respect to quantities measured at $T = 0$ and at the same UV cutoff. The second definition, introduced in Ref. [29], exploits $T = 0$ quantities to perform the additive renormalization and the value of the bare quark mass to take care of multiplicative ones:

$$\langle \bar{\psi}\psi \rangle_{r2} = \frac{m_l}{m_\pi^4} (\langle \bar{\psi}\psi \rangle_l - \langle \bar{\psi}\psi \rangle_l(T=0)). \quad (8)$$

The location of T_c is usually defined, in terms of the renormalized light condensate, as the point of maximum slope, i.e. the point where $\langle \bar{\psi}\psi \rangle^r$ has an inflection point as a function of T and the absolute value of $\partial \langle \bar{\psi}\psi \rangle^r / \partial T$ reaches a maximum. Alternatively, one can look at the peak of the chiral susceptibility, i.e. the maximum of $\chi_{\bar{\psi}\psi} \equiv \partial \langle \bar{\psi}\psi \rangle^r / \partial m_l$. Studies exploiting analytic continuation have considered both definitions and then monitored the behavior of T_c as a function of the imaginary baryon chemical potential in order to determine κ . In our case, the determination of κ will be based on the matching of derivatives with respect to T and μ_B computed at $\mu_B = 0$; the main error source will be the statistical one, which is larger and larger as one considers observables representing higher order derivatives. For this reason, we will limit ourselves to the analysis of the renormalized chiral condensate, which is the lowest derivative, while starting from a second order derivative like the chiral susceptibility would be much more difficult.

B. Possible definitions of κ via Taylor expansion

The most natural extension to finite μ_B of the prescription to locate T_c in terms of $\langle\bar{\psi}\psi\rangle^r$ is to still look for an inflection point, i.e. a point where $\partial^2\langle\bar{\psi}\psi\rangle^r/\partial T^2 = 0$. In order to understand how T_c will move, at the lowest order in μ_B , following this prescription, we need to consider a Taylor expansion of $\langle\bar{\psi}\psi\rangle^r(T)$

$$\langle\bar{\psi}\psi\rangle^r(T, \mu_B) = A(T) + B(T)\mu_B^2 + O(\mu_B^4) \quad (9)$$

where

$$\begin{aligned} A(T) &\equiv \langle\bar{\psi}\psi\rangle^r(T, 0) \\ B(T) &\equiv \frac{\partial\langle\bar{\psi}\psi\rangle^r}{\partial(\mu_B^2)}(T, 0). \end{aligned} \quad (10)$$

The prescription is then to require

$$\begin{aligned} 0 &= \frac{\partial^2\langle\bar{\psi}\psi\rangle^r}{\partial T^2}(T, \mu_B) = A''(T) + B''(T)\mu_B^2 \\ &= A''(T_c) + A'''(T_c)t + (B''(T_c) + B'''(T_c)t)\mu_B^2. \end{aligned} \quad (11)$$

where the quantities A'' , B'' , A''' and B''' represent second and third order derivatives of $A(T)$ and $B(T)$ with respect to T , $t \equiv T - T_c$ and we have performed a lowest order Taylor expansion around the pseudo-critical temperature at $\mu_B = 0$, T_c . Solving Eq. (11) for t one obtains

$$t = \frac{-B''(T_c)}{A'''(T_c) + B'''(T_c)\mu_B^2}\mu_B^2 = -\frac{B''(T_c)}{A'''(T_c)}\mu_B^2 + O(\mu_B^4), \quad (12)$$

and finally, following the definition of κ in Eq. (1), one obtains

$$\begin{aligned} \kappa &= \frac{B''(T_c)}{A'''(T_c)}T_c \\ &= \frac{\partial^2}{\partial T^2} \left(\frac{\partial\langle\bar{\psi}\psi\rangle^r(T, \mu_B)}{\partial(\mu_B^2)} \Big|_{\mu_B=0} \right) \Big|_{T=T_c} T_c \\ &= \frac{\partial^3}{\partial T^3} \langle\bar{\psi}\psi\rangle^r(T, 0) \Big|_{T=T_c}. \end{aligned} \quad (13)$$

From a practical point of view, Eq. (13) means that one needs to evaluate both the renormalized condensate and its μ_B^2 -derivative as a function of T around T_c , and that must be done with enough precision so that, after a suitable interpolation, one is able to compute numerically their third and second order derivatives with respect to T at T_c .

As we shall see, the program above has to face the low statistical accuracy attainable with reasonable statistics, in particular when evaluating the μ_B^2 -derivative and especially on the lattices with higher values of N_t , which are necessary to take the continuum extrapolation. For this reason, alternative prescriptions for κ have been adopted in the literature. For instance, in Ref. [29], the pseudo-critical temperature at finite μ_B is defined as the temperature where the renormalized condensate attains the same value as at T_c for $\mu_B = 0$, i.e.:

$$\langle\bar{\psi}\psi\rangle^r(T, \mu_B^2) \Big|_{T=T_c(\mu_B^2)} \equiv \langle\bar{\psi}\psi\rangle^r(T_c, 0). \quad (14)$$

Then, by definition, the differential $d\langle\bar{\psi}\psi\rangle$ must vanish along the curve $T_c(\mu_B)$

$$d\langle\bar{\psi}\psi\rangle^r = \frac{\partial\langle\bar{\psi}\psi\rangle^r}{\partial T} \Big|_{\mu_B=0} dT + \frac{\partial\langle\bar{\psi}\psi\rangle^r}{\partial(\mu_B^2)} \Big|_{\mu_B=0} d(\mu_B^2) = 0 \quad (15)$$

so that one obtains

$$\kappa = -T_c \frac{dT_c}{d(\mu_B^2)} = T_c \frac{\frac{\partial\langle\bar{\psi}\psi\rangle^r}{\partial(\mu_B^2)} \Big|_{\mu_B=0, T=T_c}}{\frac{\partial\langle\bar{\psi}\psi\rangle^r}{\partial T} \Big|_{\mu_B=0, T=T_c}}. \quad (16)$$

The advantage of the expression in Eq. (16) with respect to that in Eq. (13) is twofold: one needs to estimate just the first derivative of the renormalized condensate at T_c , which is more precise and stable against the choice of the interpolating function than the third one, and one does not need to know the dependence of $\partial\langle\bar{\psi}\psi\rangle^r/\partial(\mu_B^2)$ on T , but just its value at T_c . However, the prescription is debatable, since there is no strict reason that the condensate should stay constant in value at T_c . However, numerical studies at imaginary chemical potential [23] have shown that it gives results for T_c which are compatible, within errors, with those obtained by looking at the inflection point.

In the following we will consider both definitions, and refer to them as κ_1 , Eq. (16), and κ_2 , Eq. (13). As we shall see, a detailed comparison between the two definitions will be possible only on $N_t = 6$ lattices, where they will give compatible results, while on lattices with larger N_t the statistical errors attained for κ_2 will make it practically useless, so that our present continuum extrapolation will be based on κ_1 alone. Yet, κ_1 is exactly the prescription adopted in Ref. [29], so that a strict comparison will be possible with the results reported there.

Notice that other prescriptions can be found in the literature, which will not be explored in this study. For instance, the determination reported in Ref. [28] (see also Refs. [27, 37, 38]) assumes a behavior for the pseudocritical temperature which is dictated by the critical scaling around the possible second order point in the $O(4)$ universality class located at $m_l = 0$.

C. Observables needed to determine κ and setup of chemical potentials

Apart from the renormalized chiral condensate, which has been already defined above, the other quantity needed for our study is its derivative with respect to μ_B^2 . Looking at Eqs. (7) and (8) one realizes that such derivative is trivially obtained combining the derivatives of the finite temperature flavor condensates with respect to μ_B^2 , since zero temperature quantities are independent of μ_B

around $\mu_B = 0$. Therefore, we need to compute

$$\begin{aligned} \left. \frac{\partial \langle \bar{\psi} \psi \rangle_f}{\partial (\mu_B^2)} \right|_{\mu_B=0} &= \left. \frac{1}{2} \frac{\partial^2 \langle \bar{\psi} \psi \rangle_f}{\partial \mu_B^2} \right|_{\mu_B=0} \\ &= \frac{1}{2} \langle (n^2 + n') \bar{\psi} \psi_f \rangle - \frac{1}{2} \langle n^2 + n' \rangle \langle \bar{\psi} \psi_f \rangle \\ &\quad + \frac{1}{2} \langle 2n \bar{\psi} \psi'_f + \bar{\psi} \psi''_f \rangle, \end{aligned} \quad (17)$$

where the relevant operators entering previous expression are defined as

$$\begin{aligned} \bar{\psi} \psi_f &= \frac{T}{V} \frac{1}{4} \text{Tr}[M_f^{-1}], \\ \bar{\psi} \psi'_f &= \frac{T}{V} \frac{1}{4} \text{Tr}[-M_f^{-1} M'_f M_f^{-1}], \\ \bar{\psi} \psi''_f &= \frac{T}{V} \frac{1}{4} \text{Tr}[2M_f^{-1} M'_f M_f^{-1} M'_f M_f^{-1} - M_f^{-1} M''_f M_f^{-1}], \\ n &= \sum_{f=uds} \frac{1}{4} \text{Tr}[M_f^{-1} M'_f], \\ n' &= \sum_{f=uds} \frac{1}{4} \text{Tr}[M_f^{-1} M''_f - M_f^{-1} M'_f M_f^{-1} M'_f] \end{aligned} \quad (18)$$

while M'_f and M''_f represent first and second derivatives of the fermion matrix, defined in Eq. (4), with respect to μ_B , computed at $\mu_B = 0$.

The way in which such derivatives, M'_f and M''_f , are actually taken depends on the quark flavor f and specifies our setup of quark chemical potentials. In particular, as in Refs. [23, 24, 29], we set $\mu_u = \mu_d = \mu_l = \mu_B/3$ and $\mu_s = 0$. Therefore, for the strange flavor we have $M'_s = M''_s = 0$, so that $\bar{\psi} \psi'_s$ and $\bar{\psi} \psi''_s$ trivially vanish. Instead for $f = u, d$, considering Eq. (4) and taking into account that $\partial/\partial\mu_B = (1/3)\partial/\partial\mu_l$, we have

$$M'_f{}_{i,j} = \frac{\eta_{i;4}}{6} \left[U_{i;4}^{(2)} \delta_{i,j-\hat{4}} + U_{i-\hat{4};4}^{(2)\dagger} \delta_{i,j+\hat{4}} \right], \quad (19)$$

$$M''_f{}_{i,j} = \frac{\eta_{i;4}}{18} \left[U_{i;4}^{(2)} \delta_{i,j-\hat{4}} - U_{i-\hat{4};4}^{(2)\dagger} \delta_{i,j+\hat{4}} \right]. \quad (20)$$

All traces appearing in Eq. (18) have been computed, as usual, by multiple noisy estimators, paying attention not to combine the same random vectors when estimating product of traces in order to avoid cross-correlations.

III. NUMERICAL RESULTS

We performed numerical simulations on four different lattices, with dimensions $16^3 \times 6$, $24^3 \times 6$, $32^3 \times 8$ and $40^3 \times 10$, and adopting the bare parameters reported in Table I in order to stay on a line of constant physics. The scale determination is affected by an overall systematic error of the order of 2-3 % [34, 35], which however is not relevant to our final results, which are based on the determination of dimensionless ratios of quantities measured at the critical temperature. We have adopted the

β	m_s	a (fm)	Lattice
3.49	0.132	0.2556	$N_t = 6$
3.51	0.121	0.2425	$N_t = 6$
3.52	0.116	0.2361	$N_t = 6$
3.525	0.11350	0.23297	$N_t = 6$
3.53	0.111	0.2297	$N_t = 6$
3.535	0.10873	0.22663	$N_t = 6$
3.54	0.10643	0.2235	$N_t = 6$
3.545	0.10419	0.22039	$N_t = 6$
3.55	0.10200	0.2173	$N_t = 6$
3.555	0.099864	0.21424	$N_t = 6$
3.56	0.09779	0.2112	$N_t = 6$
3.565	0.095750	0.20820	$N_t = 6$
3.57	0.09378	0.2052	$N_t = 6$
3.58	0.08998	0.1994	$N_t = 6$
3.60	0.08296	0.1881	$N_t = 6, 8$
3.62	0.07668	0.1773	$N_t = 8$
3.63	0.07381	0.1722	$N_t = 8$
3.635	0.07240	0.1697	$N_t = 8$
3.64	0.07110	0.1672	$N_t = 8$
3.645	0.06978	0.1648	$N_t = 8$
3.655	0.06731	0.1601	$N_t = 8$
3.66	0.06615	0.1579	$N_t = 8$
3.665	0.06500	0.1557	$N_t = 8$
3.67	0.06390	0.1535	$N_t = 8$
3.675	0.06284	0.1514	$N_t = 8$
3.68	0.06179	0.1493	$N_t = 8$
3.69	0.05982	0.1453	$N_t = 8$
3.71	0.05624	0.1379	$N_t = 8$
3.74	0.05168	0.1280	$N_t = 10$

TABLE I: List of the bare quark masses and lattice spacings used in our simulations. Bare parameters have been chosen so as to stay on a line of constant physics with a physical value of the pseudo-Goldstone pion mass, interpolating results reported in Refs. [34, 35]. The strange-to-light mass ratio has been fixed to $m_s/m_l = 28.15$.

standard Rational Hybrid Monte-Carlo algorithm [39–41] implemented in two different codes, one running on standard clusters (NISSA), the other on GPUs (OpenStaPLE [42, 43]) and developed in OpenACC starting from previous GPU implementations [44].

A total of ≈ 15 -20 K and ≈ 6 K Molecular Dynamics trajectories have been generated, for each value of β , respectively on the two coarsest lattices and on the $N_t = 8$ lattice. On the $N_t = 10$ lattice, the derivative of the chiral condensate has been measured exploiting a dedicated high-statistics simulation performed at the critical temperature and consisting of ≈ 100 K trajectories, while for the values of the chiral condensate around T_c we have relied on results obtained in Ref. [24]. Also for the values of the chiral condensate at zero temperature, which are needed to obtain renormalized quantities, we have used results obtained in previous studies [23, 24]. Finally, all traces needed in our computations (see Eq. (18)) have been estimated, respectively for the $N_t = 6, 8, 10$ lattices, every 10, 20 and 50 trajectories by means of noisy estimators, adopting 256, 512 and 512 random vectors for each flavor and for each configuration.

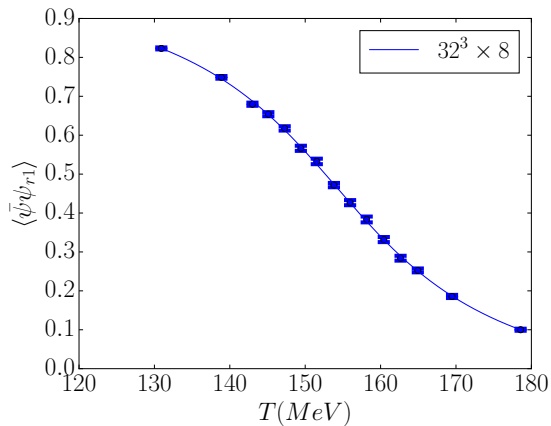
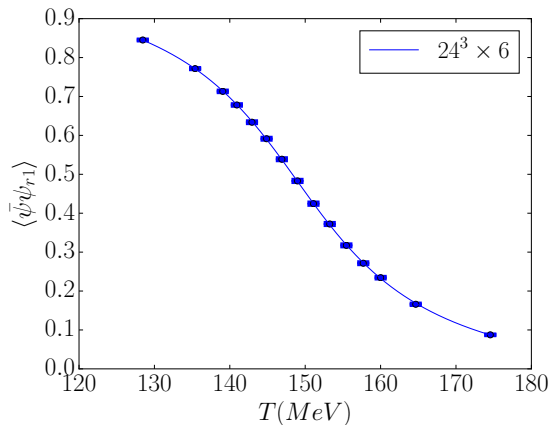
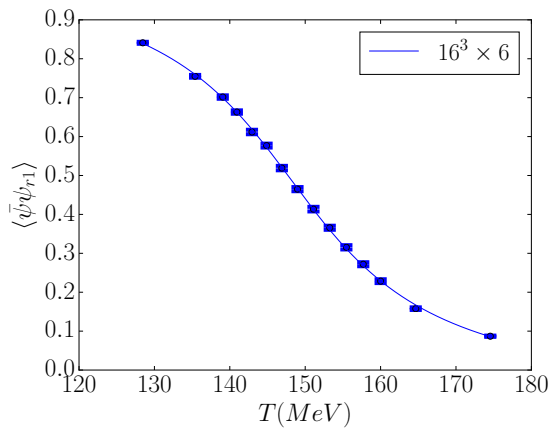


FIG. 1: Renormalized chiral condensate $\langle \bar{\psi}\psi_{r1} \rangle$ for $N_t = 6$ and $N_t = 8$ lattices.

Numerical results obtained on $N_t = 6, 8$ for the chiral condensate and for its derivative with respect to μ_B^2 are reported, for both renormalization procedures, respectively in Figs. 1, 2 and in Figs. 3, 4. As for the derivative, we report in all cases the dimensionless combination $T_c^2 B = T_c^2 \partial \langle \bar{\psi}\psi \rangle_r / \partial (\mu_B^2)$. Statistical errors have been estimated by a jackknife analysis.

Reported results have been fitted in order to obtain the quantities A' , A''' , B and B'' computed at the pseudo-critical temperature needed to determine κ , where derivatives are taken with respect to the temperature (see

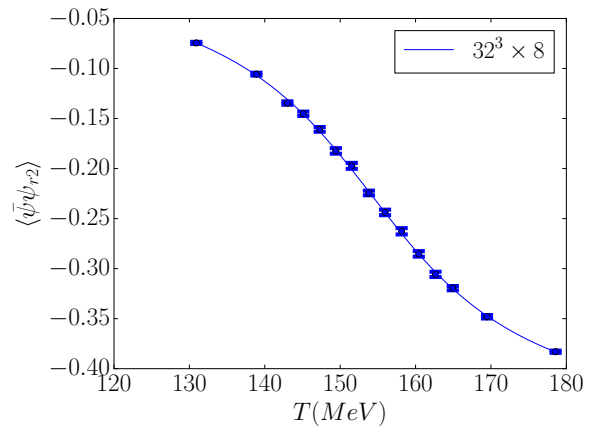
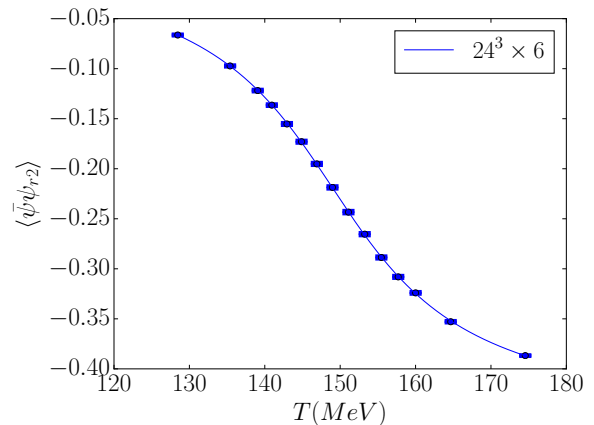
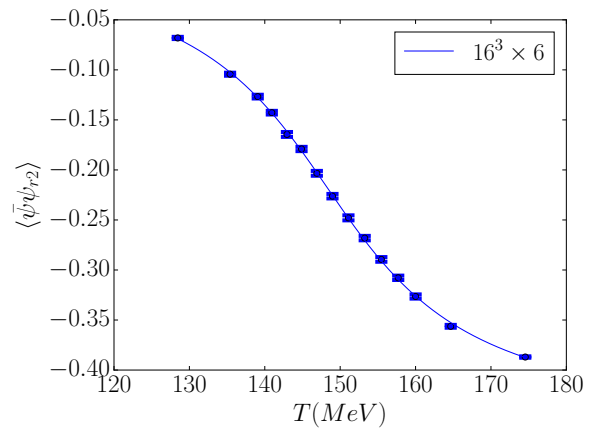


FIG. 2: Renormalized chiral condensate $\langle \bar{\psi}\psi_{r2} \rangle$ for $N_t = 6$ and $N_t = 8$ lattices.

Eqs. (13) and (16)):

$$\kappa_1 = \frac{1}{T_c} \frac{T_c^2 B}{A'} ; \quad \kappa_2 = \frac{1}{T_c} \frac{T_c^2 B''}{A'''} . \quad (21)$$

In order to estimate the systematic uncertainty related to the choice of the fitting function, we have tried different ansatzes which are summarized in Table II. In particular, for the renormalized condensate we have adopted an arctangent, $A = P_1 + P_2 \text{atan}(P_3(T - T_c))$, a hyperbolic tangent and a cubic polynomial, while for its μ_B^2 derivative we have considered a Lorentzian function

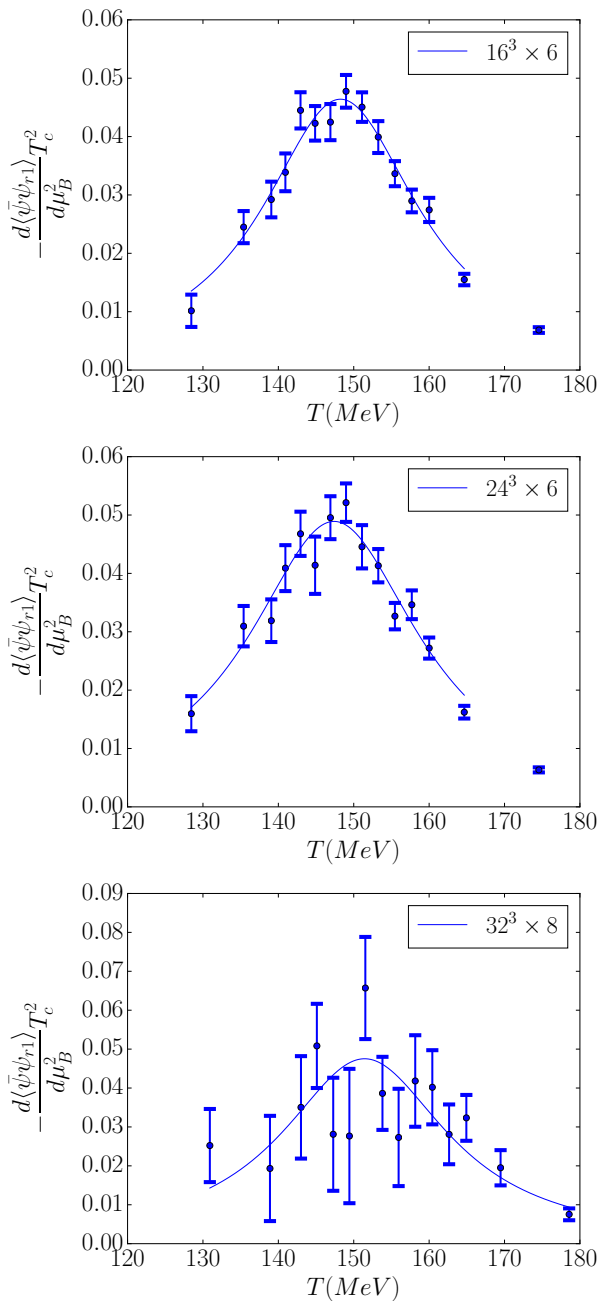


FIG. 3: First derivative with respect to μ_B^2 of $\langle\bar{\psi}\psi_{r1}\rangle$ for $N_t = 6$ and $N_t = 8$ lattices.

$T_c^2 B = \frac{P_1}{P_2^2 + (T - P_3)^2}$, a parabola and a cubic spline. All best fit results for A' , A''' , $T_c^2 B$ and $T_c^2 B''$ evaluated at T_c are reported in Tables III and IV: reported errors include the systematic one related to the choice of the fit range. Results obtained for the pseudocritical temperature T_c are instead reported in Table V.

In principle, the uncertainty in the determination of T_c should contribute to the error given for A' , A''' , B and B'' computed at T_c , however this contribution turns out to be negligible in most cases, apart from the $40^3 \times 10$

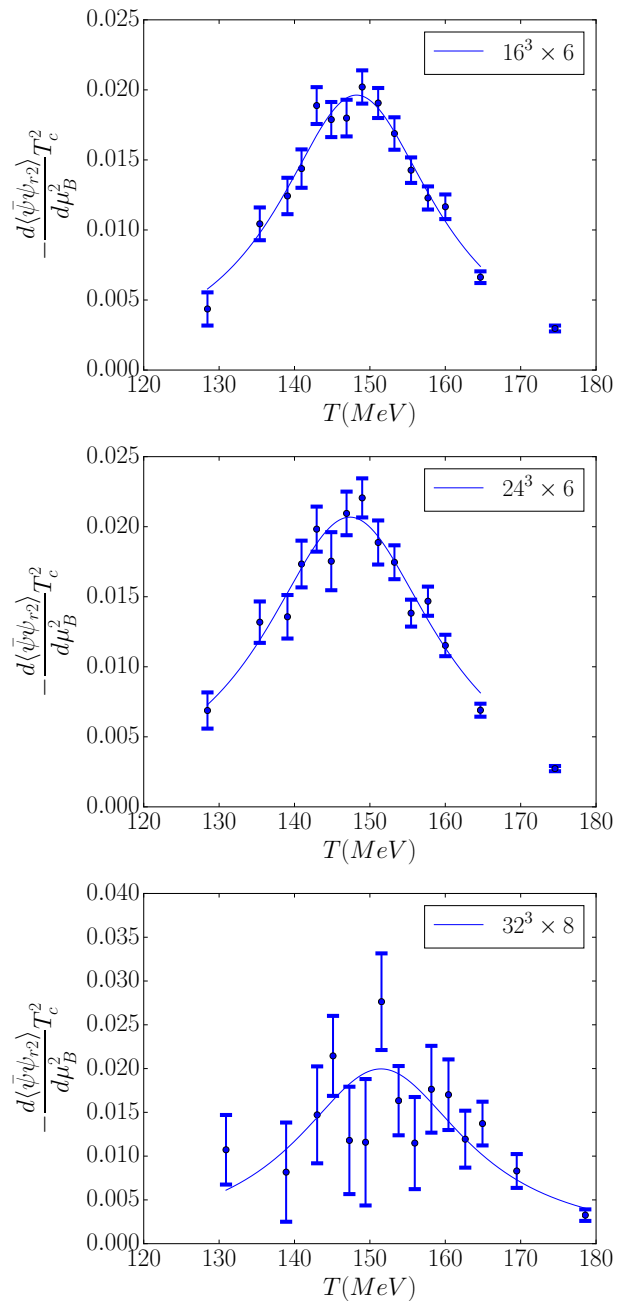


FIG. 4: First derivative with respect to μ_B^2 of $\langle\bar{\psi}\psi_{r2}\rangle$ for $N_t = 6$ and $N_t = 8$ lattices.

(and in particular for B) where it is marginally appreciable because of the larger uncertainty on T_c . For the determinations of T_c and A' on the $N_t = 10$ lattice we reused the data already obtained in Ref. [24], while B has been obtained from the single dedicated simulation performed at $T \simeq T_c$. Results for A' and B are reported respectively in Tables VI and VII; the estimate for the error on $B(T_c)$ stemming from the uncertainty on T_c has been based on the data available for B as a function of T on the $24^3 \times 6$ lattice.

As it can be appreciated from Tables III and IV, the

Symbol	Fit function
A	Atan
T	Tanh
C	Cubic
L	Lorentzian
P	Parabola
S	Spline

TABLE II: Summary of the symbols used in the following tables to describe the ansatz for the fitting function.

$16^3 \times 6$				
Fit	$A'(T_c)_{r1}$	$A'''(T_c)_{r1}$	$A'(T_c)_{r2}$	$A'''(T_c)_{r2}$
A	-0.0258(4)	$2.65(44) \cdot 10^{-4}$	-0.01088(18)	$1.11(18) \cdot 10^{-4}$
T	-0.0255(4)	$2.14(38) \cdot 10^{-4}$	-0.01074(18)	$0.90(16) \cdot 10^{-4}$
C	-0.0249(5)	$1.45(30) \cdot 10^{-4}$	-0.01050(20)	$0.61(12) \cdot 10^{-4}$
$24^3 \times 6$				
Fit	$A'(T_c)_{r1}$	$A'''(T_c)_{r1}$	$A'(T_c)_{r2}$	$A'''(T_c)_{r2}$
A	-0.0269(3)	$2.85(27) \cdot 10^{-4}$	-0.01136(11)	$1.20(11) \cdot 10^{-4}$
T	-0.0265(3)	$2.27(25) \cdot 10^{-4}$	-0.01116(11)	$0.96(10) \cdot 10^{-4}$
C	-0.0265(3)	$1.86(27) \cdot 10^{-4}$	-0.01115(15)	$0.78(10) \cdot 10^{-4}$
$32^3 \times 8$				
Fit	$A'(T_c)_{r1}$	$A'''(T_c)_{r1}$	$A'(T_c)_{r2}$	$A'''(T_c)_{r2}$
A	-0.0226(5)	$1.72(30) \cdot 10^{-4}$	-0.00993(21)	$0.87(15) \cdot 10^{-4}$
T	-0.0225(4)	$1.50(26) \cdot 10^{-4}$	-0.00983(21)	$0.74(14) \cdot 10^{-4}$
C	-0.0219(6)	$1.07(26) \cdot 10^{-4}$	-0.00957(28)	$0.51(14) \cdot 10^{-4}$

TABLE III: Values obtained for $A'(T_c)$ and $A'''(T_c)$ on lattices with $N_t = 6$ and 8. Indexes $r1$ and $r2$ refer to the two different definitions of the renormalized condensate. Derivatives have been taken with respect to the physical temperature, therefore they are reported in MeV^{-1} and MeV^{-3} units respectively for A' and A''' .

$16^3 \times 6$				
Fit	$T_c^2 B(T_c)_{r1}$	$T_c^2 B''(T_c)_{r1}$	$T_c^2 B(T_c)_{r2}$	$T_c^2 B''(T_c)_{r2}$
L	0.0467(12)	$-6.1(7) \cdot 10^{-4}$	0.0197(5)	$-2.55(29) \cdot 10^{-4}$
P	0.0454(13)	$-3.7(6) \cdot 10^{-4}$	0.0192(5)	$-1.57(27) \cdot 10^{-4}$
S	0.0460(12)	$-4.9(6) \cdot 10^{-4}$	0.0194(5)	$-2.05(25) \cdot 10^{-4}$
$24^3 \times 6$				
Fit	$T_c^2 B(T_c)_{r1}$	$T_c^2 B''(T_c)_{r1}$	$T_c^2 B(T_c)_{r2}$	$T_c^2 B''(T_c)_{r2}$
L	0.0487(16)	$-5.0(8) \cdot 10^{-4}$	0.0206(7)	$-2.1(3) \cdot 10^{-4}$
P	0.0479(17)	$-3.9(8) \cdot 10^{-4}$	0.0202(7)	$-1.7(4) \cdot 10^{-4}$
S	0.0485(17)	$-4.9(8) \cdot 10^{-4}$	0.0205(7)	$-2.0(3) \cdot 10^{-4}$
$32^3 \times 8$				
Fit	$T_c^2 B(T_c)_{r1}$	$T_c^2 B''(T_c)_{r1}$	$T_c^2 B(T_c)_{r2}$	$T_c^2 B''(T_c)_{r2}$
L	0.044(5)	$-3.2(1.8) \cdot 10^{-4}$	0.0187(21)	$-1.3(7) \cdot 10^{-4}$
P	0.041(4)	$-1.6(0.9) \cdot 10^{-4}$	0.0172(18)	$-0.7(4) \cdot 10^{-4}$
S	0.042(6)	$-2.9(2.1) \cdot 10^{-4}$	0.0175(25)	$-1.2(9) \cdot 10^{-4}$

TABLE IV: Values obtained for $T_c^2 B(T_c)$ and $T_c^2 B''(T_c)$ on lattices with $N_t = 6$ and 8. Indexes $r1$ and $r2$ refer to the two different definitions of the renormalized condensate. $T_c^2 B(T_c)$ is dimensionless while $T_c^2 B''(T_c)$ is given in MeV^{-2} units.

systematic uncertainties related to the choice of the fitting function are in a few cases comparable or larger than

Lattice	$T_c(\psi\psi_{r1})$	$T_c(\psi\psi_{r2})$
$16^3 \times 6$	148.2(4)	148.3(4)
$24^3 \times 6$	149.1(2)	149.2(2)
$32^3 \times 8$	154.4(4)	154.7(4)
$40^3 \times 10$	154.7(1.6)	154.4(1.6)

TABLE V: Values obtained for the critical temperature from the fits. Reported errors take into account the systematic uncertainty related to the choice of the fitting function and range, but not the overall uncertainty on the determination of the physical scale, which is of the order of 2–3 % [34, 35]. Values reported for the $40^3 \times 10$ lattice are based on results reported in Ref. [24].

Fit	$A'(T_c)_{r1}$	$A'(T_c)_{r2}$
A	-0.0231(09)	-0.0093(4)
T	-0.0226(11)	-0.0091(4)
C	-0.0215(12)	-0.0089(5)

TABLE VI: Values obtained for $A'(T_c)$ on the $40^3 \times 10$ lattice, based on results obtained in Ref. [24]. Units and conventions are as in Table III.

$T_c^2 B(T_c)_{r1}$	$T_c^2 B(T_c)_{r2}$
0.052(6)(2)	0.0217(25)(10)

TABLE VII: Values obtained for $T_c^2 B(T_c)$ on the $40^3 \times 10$ lattice. The second error refers to the uncertainty in the determination of the pseudo-critical temperature at $\mu_B = 0$.

statistical errors. For this reason, in order to obtain our final estimates for κ_1 and κ_2 , which are based on Eq. (21) and are reported in Table VIII, we have considered the dispersion of values corresponding to all possible combinations of different fitting functions, and added it, when appreciable, to the statistical error. As one can see, present statistics are not enough to reach reliable estimates of B'' on lattices with $N_t > 6$, where they are affected by errors of the order of 50 %.

A. Discussion of results on $N_t = 6$ lattices: finite size effects and comparison between κ_1 and κ_2

Results obtained on $N_t = 6$ for different spatial sizes permit us to make an assessment of the relevance of finite size effects. For a closer comparison, in Fig. 5 we plot together results obtained for $T_c^2 B$ on the different volumes. A mild dependence on the spatial volume is visible for some quantities, like for instance the pseudo-critical temperature. However results obtained for κ on the $16^3 \times 6$ and $24^3 \times 6$ lattices are in perfect agreement within errors, thus confirming the small sensitivity of κ to finite size effects already observed in studies exploiting analytic continuation [23].

Regarding the comparison between κ_1 and κ_2 , one ob-

Lattice	$\kappa_1(\bar{\psi}\psi_{r1})$	$\kappa_2(\bar{\psi}\psi_{r1})$	$\kappa_1(\bar{\psi}\psi_{r2})$	$\kappa_2(\bar{\psi}\psi_{r2})$
$16^3 \times 6$	0.0122(5)	0.016(6)	0.0122(5)	0.016(6)
$24^3 \times 6$	0.0122(4)	0.015(4)	0.0122(4)	0.015(4)
$32^3 \times 8$	0.0126(14)	0.014(9)	0.0121(13)	0.012(8)
$40^3 \times 10$	0.0146(19)	-	0.0154(21)	-

TABLE VIII: Curvature coefficient κ obtained for different definitions and lattice sizes.

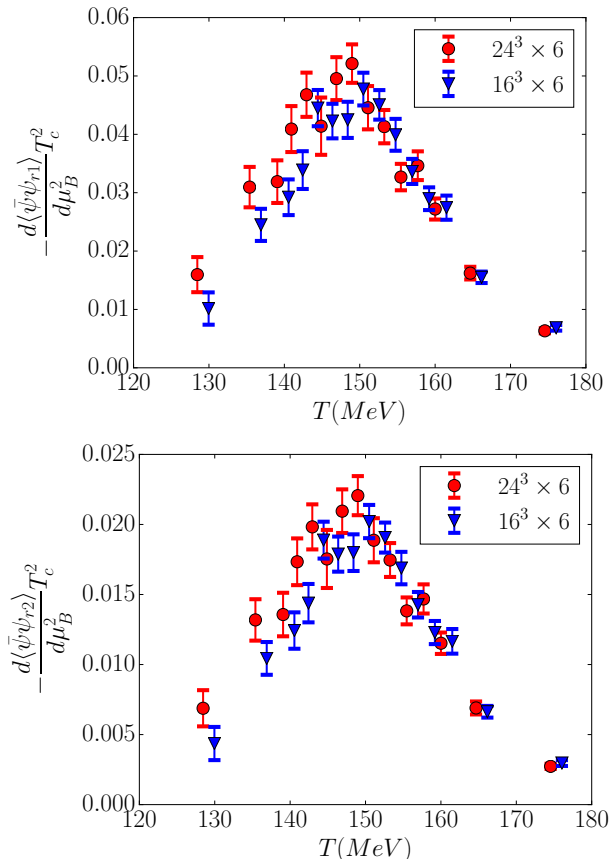


FIG. 5: First derivative with respect to μ_B^2 of the renormalized condensate: comparison between the results obtained on the 16^3 and the 24^3 lattices for the two different definitions. Data points have been slightly shifted horizontally to improve readability.

serves a slight tendency for κ_2 to be larger than κ_1 , however this is not significant within errors, which are of the order of 30% for κ_2 ; therefore the two determinations are compatible within our present level of accuracy. Finally, no significant difference is observed between determinations obtained with the two different renormalization prescriptions for the chiral condensate.

B. Continuum extrapolation of κ_1 and comparison with analytic continuation

A continuum extrapolation is presently possible only for κ_1 , for which results are available for three different lattice spacings, corresponding to $N_t = 6, 8$ and 10 , while for κ_2 we can just say that no appreciable variations are observable going from $N_t = 6$ to $N_t = 8$, however errors for $N_t = 8$ are too large to make this statement of any significance. Assuming corrections linear in a^2 , $\kappa_1(a^2) = \kappa_1^{cont} + O(a^2)$, and since $T = \frac{1}{N_t a}$, an extrapolation to the continuum limit for κ_1 can be obtained by a best fit of the function

$$\kappa(N_t) = \kappa^{cont} + A \frac{1}{N_t^2}. \quad (22)$$

The values of κ_1 obtained on the $24^3 \times 6$, $32^3 \times 8$ and $40^3 \times 10$ lattices are reported in Fig. 6, where are also illustrated the results of the continuum extrapolation, which gives back $\kappa_1^{cont}(\bar{\psi}\psi_{r1}) = 0.0147(22)$ and $\kappa_1^{cont}(\bar{\psi}\psi_{r2}) = 0.0144(26)$, with a reduced chi-squared respectively 0.42 and 1.38.

As a final estimate, we quote the average value $\kappa_1 = 0.0145(25)$, which is in very good agreement within errors with previous results obtained via analytic continuation, in particular $\kappa = 0.0135(20)$ from Ref. [24] where the same discretization and numerical setup of chemical potentials have been adopted.

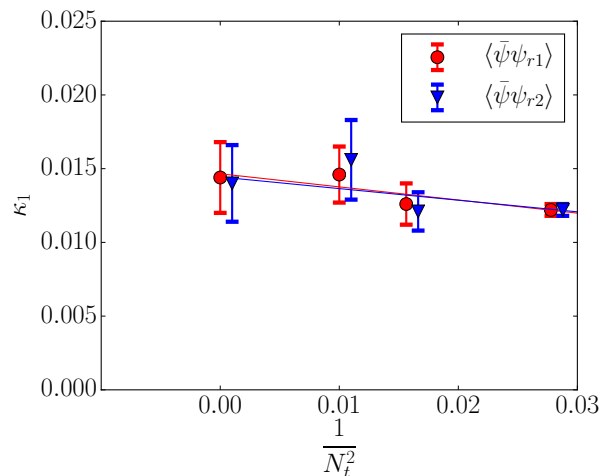


FIG. 6: Values obtained for κ_1 on different values of N_t and continuum extrapolation.

Apart from the continuum limit, a direct comparison with analytic continuation can be made separately for the different lattice sizes and for the different definitions of κ . This is possible in particular exploiting the results reported in Ref. [23], where values of both κ_1 and κ_2 have been reported for $16^3 \times 6$, $24^3 \times 6$ and $32^3 \times 8$ lattices and for both renormalizations of the chiral condensate. An inspection of Table IX, where results from this work and from Ref. [23] are reported together for lattices where

both are available, reveals some tension between Taylor expansion and analytic continuation on the coarsest lattices, which tends to disappear on the finer lattices, also because of the larger statistical errors.

Work	Lattice	$\kappa_1(\psi\psi_{r1})$	$\kappa_2(\psi\psi_{r1})$	$\kappa_1(\psi\psi_{r2})$	$\kappa_2(\psi\psi_{r2})$
This Work	$16^3 \times 6$	0.0122(5)	0.016(6)	0.0122(5)	0.016(6)
	$24^3 \times 6$	0.0122(4)	0.015(4)	0.0122(4)	0.015(4)
	$32^3 \times 8$	0.0126(14)	0.014(9)	0.0121(13)	0.012(8)
[23]	$16^3 \times 6$	0.0136(3)	0.0133(4)	0.0124(3)	0.0133(5)
	$24^3 \times 6$	0.0139(3)	0.0150(7)	0.0147(3)	0.0152(7)
	$32^3 \times 8$	0.0136(3)	0.0142(7)	0.0131(3)	0.0135(7)

TABLE IX: Comparison of results obtained for different definitions of κ in this work with those reported in Ref. [23] via analytic continuation.

IV. DISCUSSION AND CONCLUSIONS

Recently, many numerical investigations have been carried out to determine the curvature κ of the pseudocritical line in the QCD phase diagram departing from the $\mu_B = 0$ axis. Estimates obtained by the Taylor expansion technique have been generally lower than those obtained by analytic continuation, however, since the transition is a crossover, care is needed when comparing results obtained by studying different observables.

In this work, the curvature of the pseudocritical line has been studied for $N_f = 2 + 1$ QCD, via Taylor expansion and through numerical simulations performed using the tree-level Symanzik gauge action and the stout-smearred staggered fermion action. This is the same discretization adopted in Refs. [23, 24, 29]; moreover, we have adopted the same observables and definitions of κ investigated in those previous studies, in order to make the comparison closer.

In particular, the location of the phase transition has been determined from the inflection point of the chiral condensate and using two renormalization prescriptions, $\bar{\psi}\psi_{r1}$ and $\bar{\psi}\psi_{r2}$, defined respectively in Eqs. (7) and (8). The curvature coefficient has been calculated using two different definitions: the first one, κ_1 , adopted in Ref. [29], assumes that the value of the renormalized condensate stays constant at the critical temperature as the baryon chemical potential is switched on. The second one, κ_2 , which is the same adopted in Refs. [23, 24], looks at how the actual inflection point of the condensate moves as a function of μ_B : it is preferable because it does not rely on particular assumptions, however it involves the computation of higher order derivatives, leading to larger numerical uncertainties.

Our main results can be summarized as follows:

1. No statistically significant effect due to the renormalization prescription has been observed and finite size effects have been found to be negligible.

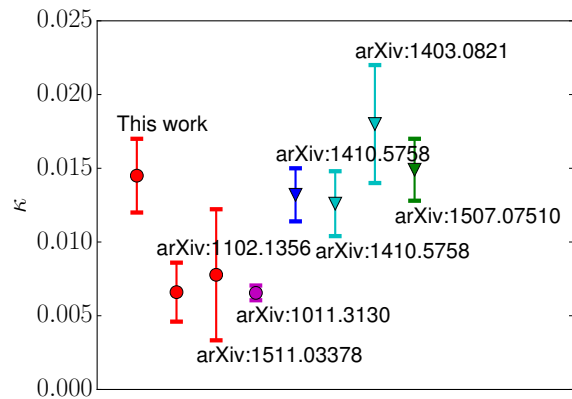


FIG. 7: Curvature coefficient κ : comparison with previous determinations. From the left to the right: estimate by this work, Ref. [29], Ref. [28], Ref. [23], Ref. [23], Ref. [22] and Ref. [25]. Bars marked with circles and triangles indicate that estimates have been obtained respectively by Taylor expansion and analytic continuation. More precisely, the red, magenta, blue, cyan and green colors indicate that the estimate has been obtained respectively by Taylor expansion + chiral condensate, Taylor expansion + chiral susceptibility, analytic continuation + chiral condensate, analytic continuation + chiral susceptibility and analytic continuation + combined analysis of various observables.

The values obtained for κ_2 are generally higher than the values obtained for κ_1 , however the difference is well within statistical errors, therefore the two determinations are compatible with our present level of accuracy.

2. The values obtained for κ_2 are compatible with those obtained in Ref. [23] via analytic continuation, however present statistics are not enough to determine a reliable estimate for κ_2 via Taylor expansion on finer lattices and to perform an extrapolation to the continuum. Overall, no discrepancy is observed between the results obtained by Taylor expansion and those obtained by analytic continuation also for κ_1 , though some tension is present on the coarsest lattices, which however tends to disappear on finer lattices.
3. The final continuum extrapolation that we have given for κ_1 is $\kappa^{cont} = 0.0145(25)$, which is in agreement with results from analytic continuation [22, 23, 25]. In Fig. 7 we report a summary of the most recent determinations of κ obtained for QCD at or close to the physical point: the possible tension between analytic continuation and earlier results obtained via Taylor expansion seems to disappear, leaving place to a convergence of the two methods.

Regarding the tension (slightly above 2σ) between our present results and the results reported in Ref. [29],

where the same discretization, observables and definition of κ_1 were adopted, a possible explanation could be in the different way adopted to take the continuum limit. In our study, for each N_t , we have determined κ_1 at the corresponding pseudo-critical temperature found at $\mu_B = 0$, and then we have extrapolated those values to the $N_t \rightarrow \infty$ limit. In Ref. [29], instead, the definition of κ_1 has been first extended to a wide range of temperatures around T_c , still based on monitoring how points (temperatures) where the renormalized condensate assumes a fixed value change as a function of μ_B ; then a continuum extrapolation has been performed over the whole range, thereafter taking the value of this extrapolated function at T_c .

Two final considerations are in order. First, while a proper extrapolation to the continuum limit for κ_2 is probably out of reach with current computational resources, more statistics would allow to improve the results and make a closer comparison at least on $N_t = 6$ lattices. Second, it must be stressed that the conver-

gence towards a common continuum extrapolated value of κ , which is indicated by recent determinations from analytic continuation and Taylor expansion, is still limited to results obtained only from staggered fermion simulations. It would be important, in the future, to have confirmations also from studies adopting different fermion discretizations.

Acknowledgments

Numerical simulations have been performed on the MARCONI and GALILEO machines at CINECA, based on the agreement between INFN and CINECA (under project INF17_npqcd and INF18_npqcd), on the COKA cluster at INFN-Ferrara and at the Scientific Computing Center at INFN-Pisa. FN acknowledges financial support from the INFN HPC_HTC project.

-
- [1] M. G. Alford, A. Kapustin, and F. Wilczek, Phys. Rev. D **59**, 054502 (1999) [hep-lat/9807039].
- [2] M.-P. Lombardo, Nucl. Phys. Proc. Suppl. **83**, 375 (2000) [hep-lat/9908006].
- [3] P. de Forcrand and O. Philipsen, Nucl. Phys. B **642**, 290 (2002) [hep-lat/0205016]; Nucl. Phys. B **673**, 170 (2003) [hep-lat/0307020]; JHEP **0701**, 077 (2007) [hep-lat/0607017]; JHEP **0811**, 012 (2008) [arXiv:0808.1096 [hep-lat]].
- [4] M. D’Elia and M. P. Lombardo, Phys. Rev. D **67**, 014505 (2003) [hep-lat/0209146]; Phys. Rev. D **70**, 074509 (2004) [hep-lat/0406012].
- [5] V. Azcoiti, G. Di Carlo, A. Galante and V. Laliena, Nucl. Phys. B **723**, 77 (2005) [hep-lat/0503010].
- [6] H. S. Chen and X. Q. Luo, Phys. Rev. D **72**, 034504 (2005) [hep-lat/0411023].
- [7] P. Cea, L. Cosmai, M. D’Elia, A. Papa, Phys. Rev. D **77**, 051501 (2008) [arXiv:0712.3755 [hep-lat]]; Phys. Rev. D **81**, 094502 (2010) [arXiv:1004.0184 [hep-lat]].
- [8] L. K. Wu, X. Q. Luo and H. S. Chen, Phys. Rev. D **76**, 034505 (2007) [hep-lat/0611035].
- [9] K. Nagata and A. Nakamura, Phys. Rev. D **83**, 114507 (2011) [arXiv:1104.2142 [hep-lat]].
- [10] P. Cea, L. Cosmai, M. D’Elia, C. Manneschi and A. Papa, Phys. Rev. D **80**, 034501 (2009) [arXiv:0905.1292 [hep-lat]].
- [11] A. Alexandru and A. Li, PoS LATTICE **2013**, 208 (2013) [arXiv:1312.1201 [hep-lat]].
- [12] P. Cea, L. Cosmai, M. D’Elia, A. Papa and F. Sanfilippo, Phys. Rev. D **85**, 094512 (2012) [arXiv:1202.5700 [hep-lat]].
- [13] C. R. Allton, S. Ejiri, S. J. Hands, O. Kaczmarek, F. Karsch, E. Laermann, C. Schmidt and L. Scorzato, Phys. Rev. D **66**, 074507 (2002) [hep-lat/0204010].
- [14] C. R. Allton, M. Doring, S. Ejiri, S. J. Hands, O. Kaczmarek, F. Karsch, E. Laermann and K. Redlich, Phys. Rev. D **71**, 054508 (2005) [hep-lat/0501030].
- [15] R. V. Gavai and S. Gupta, Phys. Rev. D **68**, 034506 (2003) [hep-lat/0303013].
- [16] R. V. Gavai and S. Gupta, Phys. Rev. D **71**, 114014 (2005) [hep-lat/0412035].
- [17] B. J. Schaefer and J. Wambach, Nucl. Phys. A **757**, 479 (2005) [nucl-th/0403039].
- [18] J. Braun, B. Klein and B. J. Schaefer, Phys. Lett. B **713**, 216 (2012) [arXiv:1110.0849 [hep-ph]].
- [19] C. S. Fischer and J. Luecker, Phys. Lett. B **718**, 1036 (2013) [arXiv:1206.5191 [hep-ph]].
- [20] J. M. Pawłowski and F. Rennecke, Phys. Rev. D **90**, no. 7, 076002 (2014) [arXiv:1403.1179 [hep-ph]].
- [21] C. S. Fischer, J. Luecker and C. A. Welzbacher, Phys. Rev. D **90**, no. 3, 034022 (2014) [arXiv:1405.4762 [hep-ph]].
- [22] P. Cea, L. Cosmai and A. Papa, Phys. Rev. D **89**, 074512 (2014) [arXiv:1403.0821 [hep-lat]].
- [23] C. Bonati, M. D’Elia, M. Mariti, M. Mesiti, F. Negro and F. Sanfilippo, Phys. Rev. D **90**, 114025 (2014) [arXiv:1410.5758 [hep-lat]].
- [24] C. Bonati, M. D’Elia, M. Mariti, M. Mesiti, F. Negro and F. Sanfilippo, Phys. Rev. D **92**, no. 5, 054503 (2015) [arXiv:1507.03571 [hep-lat]].
- [25] R. Bellwied, S. Borsanyi, Z. Fodor, J. Gnther, S. D. Katz, C. Ratti and K. K. Szabo, Phys. Lett. B **751**, 559 (2015) [arXiv:1507.07510 [hep-lat]].
- [26] P. Cea, L. Cosmai and A. Papa, Phys. Rev. D **93**, no. 1, 014507 (2016) [arXiv:1508.07599 [hep-lat]].
- [27] P. Hegde *et al.* [Bielefeld-BNL-CCNU Collaboration], PoS LATTICE **2015**, 141 (2016) [arXiv:1511.03378 [hep-lat]].
- [28] O. Kaczmarek, F. Karsch, E. Laermann, C. Miao, S. Mukherjee, P. Petreczky, C. Schmidt, W. Soeldner and W. Unger, Phys. Rev. D **83**, 014504 (2011) [arXiv:1011.3130 [hep-lat]].
- [29] G. Endrodi, Z. Fodor, S. D. Katz and K. K. Szabo, JHEP **1104**, 001 (2011) [arXiv:1102.1356 [hep-lat]].
- [30] P. Weisz, Nucl. Phys. B **212**, 1 (1983).
- [31] G. Curci, P. Menotti and G. Paffuti, Phys. Lett. B **130**,

- 205 (1983) [Erratum-ibid. B **135**, 516 (1984)].
- [32] C. Morningstar and M. J. Peardon, Phys. Rev. D **69**, 054501 (2004) [hep-lat/0311018].
- [33] A. Bazavov, D. Toussaint, C. Bernard, J. Laiho, C. Detar, L. Levkova, M. B. Oktay and S. Gottlieb *et al.*, Rev. Mod. Phys. **82**, 1349 (2010) [arXiv:0903.3598 [hep-lat]].
- [34] Y. Aoki, S. Borsanyi, S. Durr, Z. Fodor, S. D. Katz, S. Krieg and K. K. Szabo, JHEP **0906**, 088 (2009) [arXiv:0903.4155 [hep-lat]].
- [35] S. Borsanyi, G. Endrodi, Z. Fodor, A. Jakovac, S. D. Katz, S. Krieg, C. Ratti and K. K. Szabo, JHEP **1011**, 077 (2010) [arXiv:1007.2580 [hep-lat]]; S. Borsanyi, Z. Fodor, C. Hoelbling, S. D. Katz, S. Krieg and K. K. Szabo, Phys. Lett. B **730**, 99 (2014) [arXiv:1309.5258 [hep-lat]].
- [36] M. Cheng, N. H. Christ, S. Datta, J. van der Heide, C. Jung, F. Karsch, O. Kaczmarek and E. Laermann *et al.*, Phys. Rev. D **77**, 014511 (2008) [arXiv:0710.0354 [hep-lat]].
- [37] E. Laermann, F. Meyer and M. P. Lombardo, J. Phys. Conf. Ser. **432**, 012016 (2013) [arXiv:1304.3247 [hep-lat]].
- [38] S. Ejiri, F. Karsch, E. Laermann, C. Miao, S. Mukherjee, P. Petreczky, C. Schmidt, W. Soeldner and W. Unger, Phys. Rev. D **80**, 094505 (2009) [arXiv:0909.5122 [hep-lat]].
- [39] M. A. Clark, A. D. Kennedy and Z. Sroczynski, Nucl. Phys. Proc. Suppl. **140**, 835 (2005) [hep-lat/0409133].
- [40] M. A. Clark and A. D. Kennedy, Phys. Rev. D **75**, 011502 (2007) [hep-lat/0610047].
- [41] M. A. Clark and A. D. Kennedy, Phys. Rev. Lett. **98**, 051601 (2007) [hep-lat/0608015].
- [42] C. Bonati *et al.*, Int. J. Mod. Phys. C **28**, no. 05, 1750063 (2017) [arXiv:1701.00426 [hep-lat]].
- [43] Bonati *et al.*, Int. J. Mod. Phys. C **29**, no. 01, 1850010 (2018) [arXiv:1801.01473 [hep-lat]].
- [44] C. Bonati, G. Cossu, M. D'Elia and P. Incardona, Comput. Phys. Commun. **183**, 853 (2012) [arXiv:1106.5673 [hep-lat]].