

Superparamagnetic Relaxation Driven by Colored Noise

J. G. McHugh,¹ R. W. Chantrell,¹ I. Klik,² and C. R. Chang²

¹*Department of Physics, The University of York, York, YO10 5DD, UK*

²*Department of Physics, National Taiwan University, Taipei, Taiwan*

A theoretical investigation of magnetic relaxation processes in single domain particles driven by colored noise is presented. Two approaches are considered; the Landau-Lifshitz-Miyazaki-Seki equation, which is a Langevin dynamics model based on the introduction of an Ornstein-Uhlenbeck correlated noise into the Landau-Lifshitz-Gilbert equation and a Generalized Master Equation approach whereby the ordinary Master Equation is modified through the introduction of an explicit memory kernel. It is found that colored noise is likely to become important for high anisotropy materials where the characteristic system time, in this case the inverse Larmor precession frequency, becomes comparable to the correlation time. When the escape time is much longer than the correlation time, the relaxation profile of the spin has a similar exponential form to the ordinary LLG equation, while for low barrier heights and intermediate damping, for which the correlation time is a sizable fraction of the escape time, an unusual bi-exponential decay is predicted as a characteristic of colored noise. At very high damping and correlation times, the time profile of the spins exhibits a more complicated, noisy trajectory.

I. INTRODUCTION

Thermally-activated magnetization reversal over an anisotropic energy barrier is the driving force for switching in magnetic materials. Theoretical understanding was first developed by Néel¹ based on the transition state theory (TST) leading to an Arrhenius-like relaxation time proportional to $\exp(E_B/k_B T)$ where E_B is the energy barrier, k_B the Boltzmann constant and T the temperature. Brown² provided further insight through the construction of the Langevin equation for the problem by the introduction of white-noise fields into the Landau-Lifshitz equation with Gilbert damping, leading to the stochastic Landau-Lifshitz-Gilbert (LLG) equation. An expression for the relaxation time of thermally-driven escape over the energy barrier is then found through the lowest eigenvalue of the corresponding Fokker-Planck equation (FPE) governing the time-evolution of the probability density function of the magnetization orientation.

The route to the Arrhenius-like relaxation time expression is one of two directions leading from the Langevin equation. The second, Langevin Dynamics (LD) approach is the direct numerical solution of the Langevin equation³⁻⁶. There is a natural separation of timescales, with LD used for high frequency applications such as magnetic recording and the Arrhenius-like relaxation time used for slow dynamic behavior arising from thermal activation over energy barriers. The two approaches have been compared by Kalmykov et. al.,⁷ who calculated escape times for both cases giving excellent agreement for the variation of escape time with damping constant and demonstrating the importance of starting the LD calculations from the correct thermal equilibrium distribution within the energy minimum.

The LLG equation for a single spin takes the well-known form

$$\frac{d\mathbf{S}}{dt} = -\frac{\gamma}{1+\alpha^2}(\mathbf{S} \times \mathbf{H} + \alpha\mathbf{S} \times (\mathbf{S} \times \mathbf{H})), \quad (1)$$

where α is the phenomenological damping constant, $\gamma = 1.76^{11} T^{-1} s^{-1}$ and \mathbf{S} is a unit vector in the direction of the spin, $\mathbf{S} = \boldsymbol{\mu}/\mu_s$. The local magnetic field, \mathbf{H} , is derived from the first derivative of the spin Hamiltonian \mathcal{H} with respect to the spin degree of freedom,

$$\mathbf{H} = -\frac{1}{\mu_s} \frac{\partial \mathcal{H}}{\partial \mathbf{S}}. \quad (2)$$

Thermal fluctuations are necessary to incorporate the deviations of a particular spin from the average trajectory. This is done via the formal inclusion of random fields in the LLG equation. In order to realize the Fluctuation-Dissipation theorem for this system, these thermal fields must also be proportional to the same phenomenological damping constant, α that occurs in the damping. The moments of the thermal field are then given by

$$\langle H_{th,i}(t) \rangle = 0 \quad (3)$$

$$\langle H_{th,i}(t) H_{th,j}(t') \rangle = \frac{2\alpha k_B T}{\gamma \mu_s} \delta(t-t') \delta_{ij} \quad (4)$$

where i, j label the spin components.

In all numerical simulations, we interpret the stochastic equation in the Stratonovich sense and employ the Heun method. An implicit assumption of this approach is the presence of white noise, which exists in the zero correlation time limit for some physical noise process with a

well-defined correlation time. Such a colored noise may be implemented for a magnetic system through the use of the Landau-Lifshitz-Miyazaki-Seki pair of Langevin equations, which take the form

$$\frac{d\mathbf{S}}{dt} = \gamma \mathbf{S} \times (\mathbf{H} + \boldsymbol{\eta}), \quad (5)$$

$$\frac{d\boldsymbol{\eta}}{dt} = -\frac{1}{\tau_c}(\boldsymbol{\eta} - \chi \mathbf{S}) + \mathbf{R}, \quad (6)$$

where τ_c is the correlation time and χ is a spin-bath coupling which is related to the phenomenological damping parameter as $\alpha = \gamma\chi\tau_c$ in the limit of small correlation times. The autocorrelation of the white noise field, \mathbf{R} , is given by

$$\langle R_i(t)R_j(t') \rangle = \frac{2\chi k_B T}{\tau_c \mu_s} \delta_{ij} \delta(t - t'). \quad (7)$$

This pair of Langevin equations leads to a frequency-dependent damping of the spin together with an exponentially correlated noise term in the spin-only space,

$$\langle \hat{\eta}_i(t)\hat{\eta}_j(t') \rangle = \frac{\chi k_B T}{\mu_s} e^{-\frac{(t-t')}{\tau_c}} \delta_{ij} = \frac{\chi k_B T}{\mu_s} K(t - t') \delta_{ij} \quad (8)$$

where $K(t) = \exp\left(-\frac{t-t'}{\tau_c}\right)$ is the exponential memory kernel. For completeness, additional background on the LLMS Langevin equation and colored noise is included in Appendix A.

An alternative approach to the Langevin equation is the discrete orientation approximation, whereby, in the limit of large barriers, the detailed dynamics are replaced by phenomenological rate equations describing transitions between the minima of the magnetic potential. We may augment this description by the introduction of a memory kernel into the rates, thus replacing the master equation description with a generalized master equation which explicitly incorporates the retardation effect into the rate equations.

Here we investigate the introduction of colored noise into the calculation of escape rates. This leads to significant effects for materials with large magnetocrystalline anisotropy energies, including the prediction of bi-exponential behavior at intermediate damping, when the characteristic time of the relaxation process becomes comparable to the heat bath correlation time. The paper is organized as follows. We first outline thermally activated escape times for single nanoparticles, followed by an introduction of colored noise into the Langevin formalism via the LLMS equations. We then derive the relaxation profile from the non-Markovian generalized extension of the rate equation, followed by a systematic investigation of the effects of the barrier height and correlation times on the relaxation profile from LLMS simulations.

A. Thermally-Assisted Magnetization Reversal

We will investigate here the effect that colored noise has on the dynamics of the thermal escape problem for a magnetic nanoparticle. The spin Hamiltonian of the system contains both an applied field and anisotropy term, taking the form

$$\mathcal{H} = -KV\mathbf{S}_z^2 - \mu_s \vec{\mathbf{H}} \cdot \mathbf{S}, \quad (9)$$

where K is the anisotropy constant and V is the particle volume. For the escape problem we have a spin energy potential of the form

$$V(\theta, \phi) = \sigma\beta^{-1}(\sin^2\theta - 2h(\cos\psi\cos\theta + \sin\psi\sin\theta\cos\phi)), \quad (10)$$

where θ , ϕ are respectively the polar and azimuthal components of the spin in spherical coordinates, $\sigma = KV/k_B T$ is the reduced barrier height parameter, $h = H/2\sigma$ is the reduced field, $\beta = (k_B T)^{-1}$ and ψ is the angle between the easy-axis and the applied field. This potential has a bistable character under the condition than the critical applied field value, $h < h_c(\psi) = ((\cos^2/3\psi + \sin^2/3\psi)^{-3/2})^{1/3}$, in which case there are local and global minima in the north and south polar regions, with an equatorial saddle point between them. We are then interested in the calculation of the characteristic escape time of a spin initialized in one such minimum.

For the special case of aligned field and easy axis, for which $\psi = 0$ the potential is

$$V(\theta) = \sigma\beta^{-1}(\sin^2\theta - 2h\cos\theta). \quad (11)$$

In this case the escape time takes the Arrhenius form, where the barrier energy, E_B , is proportional to the anisotropy energy, leading to an escape time

$$\tau \propto f_0^{-1} e^{KV/k_B T} \quad (12)$$

where f_0 is the attempt frequency, the frequency of Larmor gyromagnetic precession at the bottom of the well.

We investigate the escape time in the colored and white noise cases through repeated numerical integration of the Langevin equations for a spin initialized in a potential minimum. An important consideration for such simulations is the choice of initial and switching condition for the spin. We will initialize the spins with the Boltzmann distribution at the bottom of the well in order to avoid inconsistencies at low damping, while the switching condition is chosen such that $S_z < -0.5$, with the spin initialized in the positive z -direction, so that the spin is sufficiently deep in the well such that it has escaped.

II. LLMS ESCAPE TIMES & COLORED NOISE

A. System time τ_s vs. τ_c characteristic bath time.

For the uniaxial escape problem the external field in the LLMS will consist of an external applied part and an

anisotropy contribution

$$\mathbf{H} = \mathbf{H}_a + \mathbf{H}_0 \quad (13)$$

the magnitude of the anisotropic contribution depends on the orientation of the spin and is given by $\mathbf{H}_a = \frac{2k_u}{\mu_s} \bar{\mathbf{S}}_z \cdot \bar{\mathbf{z}} = H_k \bar{\mathbf{S}}_z \cdot \bar{\mathbf{z}}$ where $\bar{\mathbf{z}}$ is the direction of easy magnetization and k_u is the anisotropy energy. To gain intuition into the relevant timescales for the relaxation problem, we will assume the uniaxial case in the following, where the external field is applied along the same direction as the easy axis, such that both fields only have components in the z -direction.

We note that the anisotropic field contribution varies with the projection of the spin on to the easy-axis as

$$\mathbf{H}_a = H_k (\mathbf{S} \cdot \mathbf{z}) \bar{\mathbf{z}} = (H_k \cos \theta) \bar{\mathbf{z}}, \quad (14)$$

The *largest field magnitude* and consequently the fastest timescale of the problem is set by the value for which the anisotropic field contribution is at its largest, which is when the spin and the easy-axis precisely coalign. For any other orientation, the field will be smaller and the timescale of oscillation hence slower. We may then take the spin-only Langevin equation,

$$\frac{d\mathbf{S}}{dt} = \gamma \mathbf{S}(t) \times ((H_k \cos(\theta)) \bar{\mathbf{z}} + \bar{\boldsymbol{\eta}} - \chi \int_{-\infty}^t dt' K(t-t') \frac{d\mathbf{S}(t')}{dt'}), \quad (15)$$

and proceed to scale this equation by the maximum anisotropy field value. Defining the system time for the spin as $\tau_s = (\gamma H_k)^{-1}$ then

$$\frac{d\mathbf{S}}{dt} = \frac{1}{\tau_s} \mathbf{S}(t) \times (\cos(\theta) \bar{\mathbf{z}} + H_k^{-1} \bar{\boldsymbol{\eta}} - H_k^{-1} \chi \int_{-\infty}^t dt' K(t-t') \frac{d\mathbf{S}(t')}{dt'}). \quad (16)$$

We may scale the time variable in the Langevin equation so that the system time is removed by taking $\zeta = \tau_s t$. Then we have

$$\frac{d\mathbf{S}}{d\zeta} = \mathbf{S}(\zeta) \times \cos(\theta) \bar{\mathbf{z}} + \mathbf{S}(\zeta) \times \left(H_k^{-1} \bar{\boldsymbol{\eta}}(\zeta) + H_k^{-1} \chi \int_{-\infty}^{\zeta} d\zeta' e^{-(\zeta-\zeta') \frac{\tau_s}{\tau_c}} \frac{d\mathbf{S}(\zeta')}{d\zeta'} \right) \quad (17)$$

The autocorrelation of the noise is similarly transformed to become

$$\langle \bar{\boldsymbol{\eta}}(\zeta) \bar{\boldsymbol{\eta}}(\zeta') \rangle = \frac{\tau_s}{\tau_c} \bar{D} e^{-\zeta-\zeta') \frac{\tau_s}{\tau_c}} = \frac{\bar{D}}{\tau} e^{-(\zeta-\zeta')/\tau} \quad (18)$$

where $\tau_s/\tau_c = \tau$ and $\bar{D} = D/\tau_s = \chi \tau k_B T / \mu_s$. We can then write the coupling as $\bar{\chi} = \chi/H_k$, and absorb the H_k factor into the diffusion constant for the thermal field. Since the thermal fields are given by $\bar{\boldsymbol{\eta}}(\zeta) = \frac{\sqrt{2\bar{D}}}{\tau} \int_{-\infty}^{\zeta} K(\zeta - \zeta') \Gamma(\zeta')$, the diffusion constant becomes

$$\bar{D} = \frac{\chi \tau k_B T}{\mu_s H_k^2} = \frac{\bar{\chi} \tau k_B T}{2k_u} = \frac{\bar{\chi} \tau}{2\sigma} \quad (19)$$

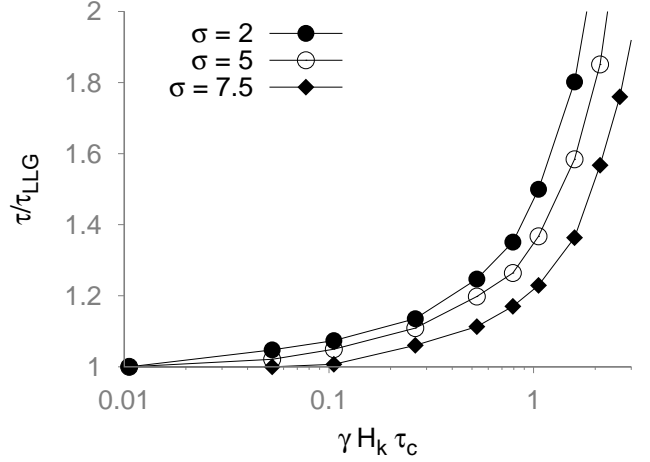


FIG. 1. Escape time, normalized to the uncorrelated LLG escape time vs correlation time, from LLMS simulations for a Co nanoparticle with $\alpha = 0.05$ and different reduced barrier heights, σ ,

where $\sigma = k_u/k_B T$. The final expression for the Langevin equation is then

$$\frac{d\mathbf{S}(\zeta)}{dt} = \mathbf{S}(\zeta) \times (\cos(\theta) \bar{\mathbf{z}} + \bar{\boldsymbol{\eta}} - \bar{\chi} \int_{-\infty}^{\zeta} d\zeta' K(\zeta-\zeta') \frac{d\mathbf{S}(\zeta')}{d\zeta'}). \quad (20)$$

In the case that $\tau \ll 1$ and $\tau_c \ll \tau_s$, the memory kernels appearing in the noise and damping terms are reduced to delta functions and the white noise behavior is restored. Additionally the bath coupling and the strength of the thermal fluctuations are reduced by the anisotropy field, so that in the event of a very large anisotropy the precessional dynamics of the spin dominate the thermal and damping parts. We then conclude that the condition $\tau_c \gtrsim (\gamma H_k)^{-1}$ dictates whether the effect of correlations are relevant in the system dynamics in the high barrier limit.

This prediction is borne out in numerical simulations of the LLMS equation. Figure 1 depicts the escape time calculated using the LLMS model for a Co nanoparticle of volume $V = 8 \times 10^{-27} m^3$, with anisotropy energy $KV = 1.12 \times 10^{21} J$, and a magnetic moment $\mu_s = 1.12 \times 10^{-20} J/T$, where the correlation time is normalized by the inverse of the Larmor precession frequency, and the escape time in the LLMS is normalized by the escape time calculated from the Markovian LLG equation. The escape rate departs from the LLG escape rate only once the correlation time is some significant fraction of the Larmor time, and for increasing barrier height the correlation time must be a larger fraction of the gyromagnetic precession before the escape rate departs from the LLG prediction.

Figure 2 shows a comparison of the escape time for the Co nanoparticle and a SmCo_5 nanoparticle of the same

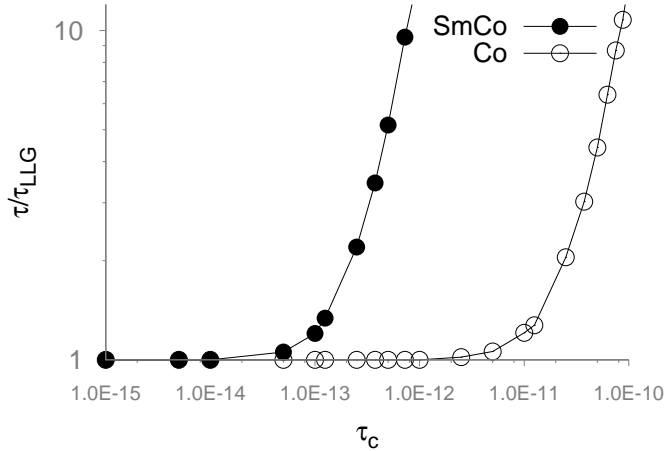


FIG. 2. Comparison of simulation results for systems with parameters chosen to be similar to SmCo_5 and Co nanoparticles, respectively, for large reduced barriers $\sigma = 13.5$, and a fixed $\alpha = 0.05$. The higher anisotropy SmCo_5 exhibits departure from LLG behavior at smaller correlation times.

volume. The SmCo_5 material parameters are taken to be $\mu_s = 6.4 \times 10^{-18} J/T$, and anisotropy $KV = 2.16 \times 10^{-16}$, a much higher anisotropy energy density than Co. This higher anisotropy gives the nanoparticle a faster system time, which causes the LLMS to depart from the LLG for smaller bath correlation times, τ_c , on the order of $50 - 100 fs$ for the SmCo_5 particle, while it is approximately $1 ps$ for the Co nanoparticle. The fact that the system time is inversely proportional to the magnitude of the anisotropy field is exhibited in the simulations by the difference between LLMS and LLG escape rates at smaller values of the bath correlation time for the material with higher magnetic anisotropy.

B. Arrhenius Behavior

Crucially, it is found that the Arrhenius behavior of the escape rate is recovered from LLMS simulations in the limit of large barrier height. In figure 3 we show the temperature-dependence of the escape time vs reduced barrier height.

In the high damping case, we see that the escape rates begin to converge as the temperature tends towards zero. As the escape time between the wells becomes much longer than the bath correlation time, the detailed dynamics of the spin within the well becomes less relevant.

At low damping, the LLMS and LLG appear not to converge even at the larger barrier heights considered here. We attribute this difference to the difference in damping regimes and the physically distinct mechanisms involved in the escape process between the two regimes. Escape at high damping is mediated by thermal fluctu-

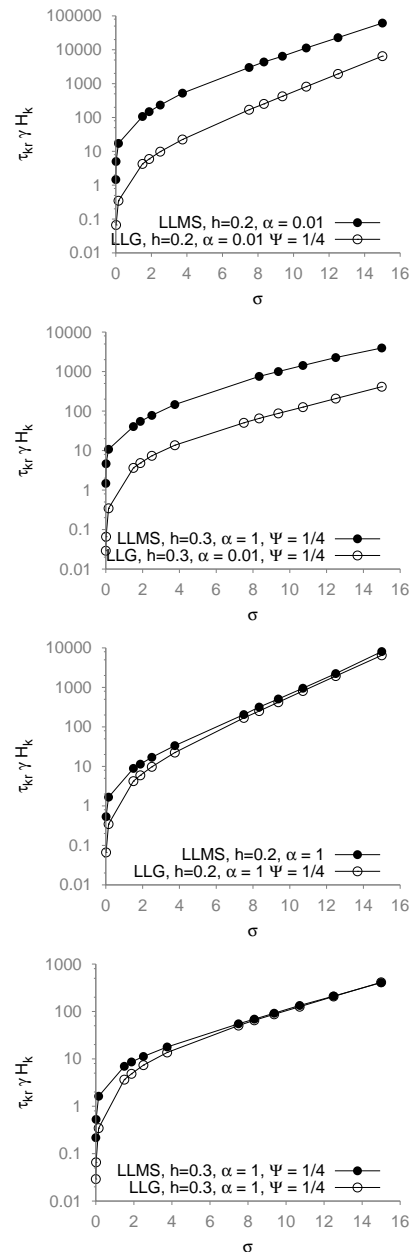


FIG. 3. Escape time, $\tau\gamma H_k$ vs reduced barrier height, σ , from LLMS and LLG simulations, for different values of the applied field $h = \mu_s H/\sigma$ and damping, α , with a fixed angle of $\Psi = \pi/4$ between the applied field and the easy axis of magnetization. **1:** Low damping, $h = 0.2$, **2:** Low damping, $h = 0.3$. **3:** High damping, $h = 0.2$, **4:** High damping, $h = 0.3$.

ations, which liberate the bound spin. In the limit of vanishing temperature the infrequency of thermal oscillations of sufficient energy dominate the escape behavior and the escape rates converge.

In contrast, the energy-controlled diffusion regime is characterized by the almost-free precessional motion of the spin in the well. In the highly correlated case, the

simple damping is replaced with a frequency-dependent damping, an effect which increases the overall effective damping. In the limit $T \rightarrow 0$, this inhibits the escape rate between the wells by decreasing the rate at which the spin is able to attain a trajectory with sufficient escape energy.

III. RATE EQUATIONS FOR THERMALLY-ACTIVATED MAGNETIZATION REVERSAL

A. Master Equation

The master equation is a phenomenological set of first-order differential rate equations for a multi-level system, which takes the form

$$\frac{dn_i}{dt} = \Gamma_{ij}(t)n_j(t), \quad (21)$$

where n_i is a probability vector representing the probability that the system is in one of a discrete set of states, and i, j label those discrete states, while the matrix of coefficients $\Gamma_{i,j}$ dictates the transition rate from state i to the state j of the system.

The dynamics of the thermally-assisted escape problem in a magnetic system may be approximated by such a master equation under the condition that the energy barrier is large compared to the thermal energy, $\sigma > 1$, but not too large such that it would inhibit inter-well transitions. This approximation to the Langevin dynamics is called the *discrete orientation approximation*. The spin orientations are assumed to be restricted only to the 2 minima of the potential energy dictated by the spin Hamiltonian. The time evolution of the occupation of each state follows from Eq. 21, where $i, j = 1, 2$. The transition matrix elements follow from the applied field, anisotropy and temperature. In particular, we will assume a fixed applied field, such that the transition rates are constant in time and the matrix takes the form

$$\Gamma_{ij} = \begin{pmatrix} -\kappa_{12} & \kappa_{21} \\ \kappa_{12} & -\kappa_{21} \end{pmatrix}, \quad (22)$$

In the uniaxial case these rates are given by $\kappa_{1 \rightarrow 2} = \kappa_{12} = f_0 \exp(-\sigma(1+h)^2)$ and $\kappa_{2 \rightarrow 1} = \kappa_{21} = f_0 \exp(-\sigma(1-h)^2)$, where σ and h are the reduced barrier height and applied field, respectively. The time evolution of the population of the state n_1 is then explicitly given by

$$\frac{dn_1}{dt} = -\kappa_{12}n_1 + \kappa_{21}n_2 = (\kappa_{12} + \kappa_{21})n_1 + \kappa_{21}. \quad (23)$$

The time-evolution of the magnetization follows from the individual rates for the two wells, where the magnetization is given by $m(t) = n_1(t) - n_2(t)$ and is subject to the normalization condition $n_1(t) + n_2(t) = 1$. The differential equation for the magnetization is then

$$\frac{dm}{dt} = -\Gamma_1 m(t) - \Gamma_2, \quad (24)$$

where $\Gamma_1 = \kappa_{12} + \kappa_{21}$ and $\Gamma_2 = \kappa_{12} - \kappa_{21}$. This is the same form as the rate for the individual wells, Eq. 23. For an initial magnetization $m_0 = n_1(t=0) - n_2(t=0)$, the magnetization as a function of time is a simple exponential,

$$m(t) = \frac{e^{-\Gamma_1 t}(\Gamma_1 m_0 + \Gamma_2)}{\Gamma_1} - \frac{\Gamma_2}{\Gamma_1}, \quad (25)$$

which tends to the value

$$\frac{-\Gamma_1}{\Gamma_2} = \frac{\kappa_{21} - \kappa_{12}}{\kappa_{12} + \kappa_{21}}. \quad (26)$$

In the long-time limit, the steady state magnetization corresponding to the difference in the transition rates between the wells, if $\kappa_{2 \rightarrow 1} > \kappa_{1 \rightarrow 2}$, the transition rate into well 1 is greater than the rate out, and we have a positive magnetization, as expected.

B. Generalized Master Equation

The non-Markovian extension of the master equation formalism is what is called a generalized master equation. Under this model, the set of $i \times j$ rates represented in the transition matrix in Eq. 21 are promoted to a set of $i \times j$ memory kernels for the transitions between the wells i, j , replacing the set of first-order differential equations with a set of integro-differential equations for the population of each well,

$$\frac{dn_i}{dt} = \int_0^\infty M_{ij}(t-\tau)n_j(\tau)d\tau. \quad (27)$$

We will consider the simplified case

$$M_{ij}(t) = \frac{e^{-t/\Theta}}{\Theta} A_{ij} = K(t)\Gamma_{ij}, \quad (28)$$

where Γ_{ij} are the same constant transition rates considered in the Markovian master equations, now modified by a simple exponential kernel over the recent population of the well. The integro-differential expression for the magnetization then becomes

$$\frac{dm}{dt} = -\Gamma_1 \int_0^\infty K(t-\tau)m(\tau)d\tau - \Gamma_2 \int_0^\infty K(t-\tau)d\tau. \quad (29)$$

Where we note that for the exponential kernel, $K(t) = \frac{e^{-t/\Theta}}{\Theta}$, the uncorrelated form of the master equation is recovered in the limit of vanishing correlation time, $\lim_{\Theta \rightarrow 0} K(t) = \delta(t)$.

The Laplace transform of this equation is

$$\omega m(\omega) - m_0 = -\Gamma_1 K(\omega)m(\omega) - \frac{\Gamma_2}{\omega} K(\omega), \quad (30)$$

where $K(\omega) = \mathcal{L}(K(t))$ is the Laplace transform of the memory kernel,

$$K(\omega) = \frac{\Theta^{-1}}{\omega + \Theta^{-1}} = \frac{1}{1 + \Theta\omega}, \quad (31)$$

we then have

$$m(\omega) = \frac{-\frac{\Gamma_2}{\omega}K(\omega) + m_0}{\omega + \Gamma_1 K(\omega)}. \quad (32)$$

After inserting the expression for the Laplace transform of the kernel we find

$$m(\omega) = \frac{-\frac{\Gamma_2}{\omega} + m_0(1 + \Theta\omega)}{\Theta\omega^2 + \omega + \Gamma_1}. \quad (33)$$

Finally we solve for the time-dependence of the magnetization by taking the inverse Laplace transform,

$$m(t) = \mathcal{L}^{-1}\left[\frac{(1 + \Theta\omega)}{\Theta\omega^2 + \omega + \Gamma_1}\right] = \frac{\phi(t)(\Gamma_1 m_0 + \Gamma_2)}{\Gamma_1} - \frac{\Gamma_2}{\Gamma_1}, \quad (34)$$

we note that this bears a strong resemblance to the Markovian expression, Eq. 25, with the exponential being replaced by the function $\phi(t)$, which is

$$\phi(t) = \frac{1}{2\beta} \left((\beta - 1)e^{-t(1+\beta)/2\Theta} + (\beta + 1)e^{-t(1-\beta)/2\Theta} \right), \quad (35)$$

where $\beta = \sqrt{1 - 4\Gamma_1\Theta}$. In the limit $t \rightarrow \infty$, the value of the magnetization again tends to $\frac{\Gamma_2}{\Gamma_1}$. To see that this agrees with the uncorrelated solution for small correlation times, we may expand β in Θ for small Θ , hence $\beta = 1 - 2\Gamma_1\Theta$, inserting into the magnetization it becomes

$$m(t) = \frac{\beta - 1}{2\beta} e^{-t/2\Theta} e^{\Gamma_1 t} + \frac{(\beta + 1)}{2\beta} e^{-\Gamma_1 t}. \quad (36)$$

As $\Theta \rightarrow 0$, $\beta \rightarrow 1$, and only the second term in the expression for the magnetization remains, $m(t) = e^{-\Gamma_1 t}$, so the small correlation time limit of the spin evolution agrees with the non Markovian master equation.

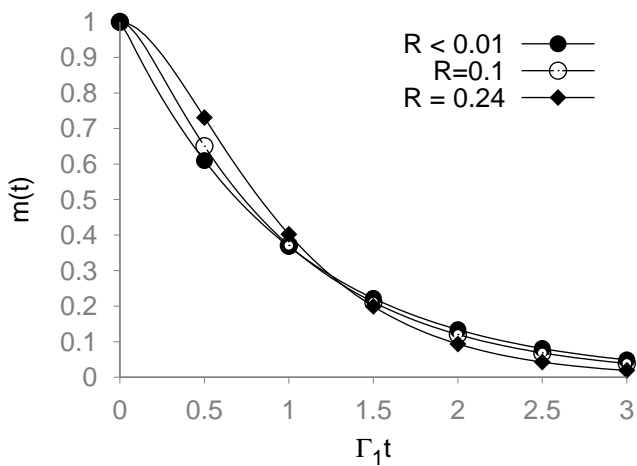


FIG. 4. $m(t)$ vs t , for $R = 0, 0.1, 0.2$, under the initial condition $m = 1$, with transition rates $\kappa_{12} = 1$, $\kappa_{21} = 0$

Finally, we note that the solution for the magnetization breaks down into two regimes. First, we note that the expression for β depends only on the product of the correlation time, Θ , and the rate Γ_1 , and not on their specific individual values. We may then discuss the behavior of the model in terms of only the ratio parameter $R = \Gamma_1\Theta = \Theta/\Gamma_1^{-1}$, which gives the ratio of the well correlation time to the escape time. Rewriting the Eq.35 for the spin vs time,

$$m(t) = \frac{(\Gamma_1 m_0 + \Gamma_2)}{\Gamma_1} \left((e^{-t/2\Theta} [e^{\beta t/2\Theta} - e^{-\beta t/2\Theta}] / 2\beta + [e^{-\beta t/2\Theta} + e^{\beta t/2\Theta}] / 2) \right) - \frac{\Gamma_2}{\Gamma_1}, \quad (37)$$

which may be simplified in terms of hyperbolic trigonometric functions,

$$m(t) = e^{-t/2\Theta} \left(\frac{\sinh(\beta t/2\Theta)}{\beta} + \cosh(\beta t/2\Theta) \right). \quad (38)$$

For smaller $R < \frac{1}{4}$, we have a real value of $\beta = \sqrt{1 - 4R}$, and the time-dependence of the spin corresponds to Eq. 38. In Figure 4, we plot the time-evolution for values of $R < \frac{1}{4}$. Once the correlation time is some sizable fraction of the escape time, the behavior begins to depart from the simple exponential behavior predicted in the Markovian system. At early times the magnetization decays more slowly than the exponential decay and at later times it decays more quickly, while the timescale over which the decay occurs (Γ_1) remains the same. The effect of the increasing correlation time between the populations of the wells is then to shift the process to different, lower frequencies.

In the case that $R > \frac{1}{4}$, we have an imaginary argument to \sinh and \cosh , we then have an expression for $m(t)$

$$m(t) = e^{-t/2\Theta} \left(\frac{\sin(bt/2\Theta)}{b} + \cos(bt/2\Theta) \right) \quad (39)$$

where $b = \sqrt{4R - 1}$. We note that the solutions take the form of damped oscillations which tends toward the equilibrium value of the magnetization. However, these solutions are unphysical as the occupation in individual wells may become less than 0 for these values. This is not surprising, as for longer correlation times the generalized master equation will overestimate the population in each well and generate a time evolution which will continue to reduce the population of a well, even when that well is presently empty. It is also unclear what it would mean for the correlation time of the well population to exceed or be on the order of the overall escape time, as this would imply that the timescale over which the spin population is correlated exceeds the overall escape time for the system, which is itself determined by changes in the individual well populations.

IV. COMPARISON

We may now directly compare the magnetic relaxation profiles calculated from explicit numerical integration of Eqs. 5, 6 at various barrier heights, damping and correlation times, to the biexponential decay predicted by the generalized master equation. In all of the present simulations we again use simulation parameters comparable to the Co nanoparticle of volume $V = 8 \times 10^{-27} \text{m}^3$, anisotropy energy density $K = 4.2 \times 10^5 \text{J/m}^3$ giving an anisotropy energy $KV = 1.12 \times 10^{21} \text{J}$, and a magnetic moment $\mu_s = 1.12 \times 10^{-20} \text{J/T}$, while no external applied field is assumed, $H_{ext} = 0$.

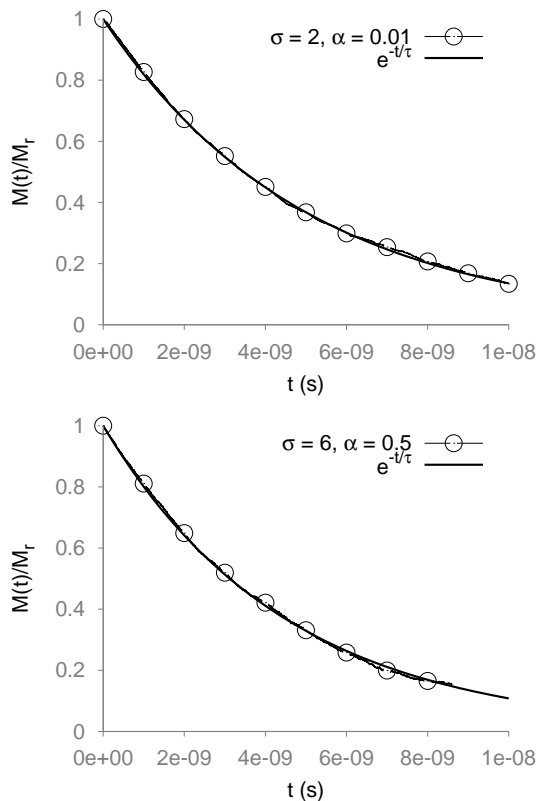


FIG. 5. Spin relaxation profiles from LLG simulations for **TOP** : $\sigma = 2$, $\alpha = 0.01$, giving an exponential decay with characteristic escape time $\tau = 5 \times 10^{-9} \text{s}$ and **BOTTOM** : $\sigma = 6$, $\alpha = 0.5$, $\tau = 4.5 \times 10^{-9} \text{s}$

The spins are initialized in the equilibrium Boltzmann distribution in one of the minima of the potential energy, according to the distribution $P(\theta) \propto \sin(\theta) \exp(-k_u/k_B T \sin^2(\theta))$. To ensure that the noise is equilibrated with the spin at the correct temperature, the noise is initially set to $\eta_{i,j,k} = 0$, and is then evolved in the presence of the equilibrium distribution in the well until they come into thermal equilibrium. The initial condition of the noise is important, as, for example, a choice of $\eta(t=0) = 0$, will result in a field which quickly aligns

with the spins in the potential minimum and give an unphysical increase in the well population from equilibrium at short times.

The time-evolution of the magnetization, $M(t) = \langle S_z(i) \rangle$ is then plotted, normalized by the initial remanent magnetization inside of the well, $M_r = M(0)$.

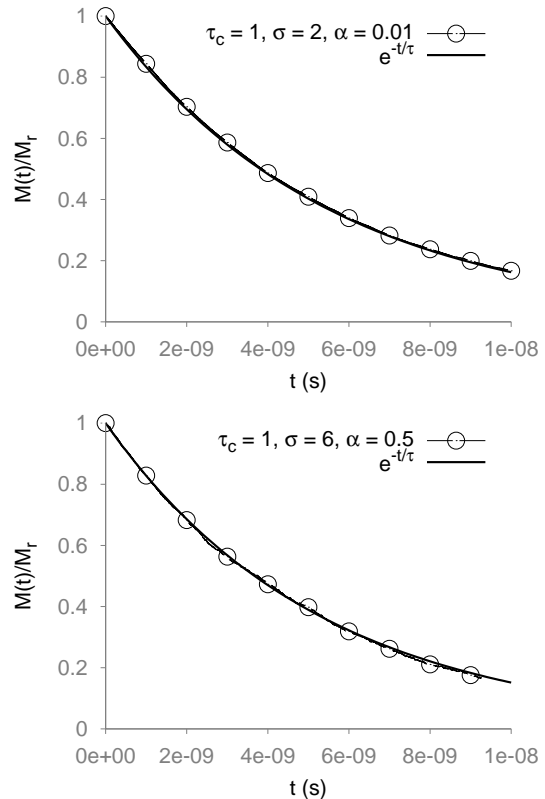


FIG. 6. Exponential behavior from LLMS simulations, for **TOP**: $\tau_c = 1$, $\sigma = 2$, $\alpha = 0.01$ we have an exponential decay with escape time $\tau = 5.5 \times 10^{-9}$, and **BOTTOM**: $\tau_c = 1$, $\sigma = 6$, $\alpha = 0.5$ $\tau = 5.3 \times 10^{-9} \text{s}$ For low damping and large barrier heights, the correlation time is much smaller than the escape time.

In Figure 5, we depict the numerical calculation of the relaxation profile from the LLG. This gives rise to an exponential behavior with a single relaxation time, which is directly comparable to the exponential decay of the master equation. In general, the relaxation profile from the LLG may be non-exponential, with both the integral relaxation time and the decay profile depending on the higher-order eigenvalues of the Fokker-Planck operator and the equilibrium correlation functions of the spin, $\tau_{int}^i = \sum_k \tau_k^i \lambda_k$. However, the relaxation is dominated by the first eigenvalue in the high-barrier limit and for small applied fields, for $\sigma > 1$, with good agreement between the LLG and exponential decay for σ as low as 2, as is shown in Figure 5.

Figure 6 shows the relaxation from LLMS simulations of the Co nanoparticle, where the correlation time is cho-

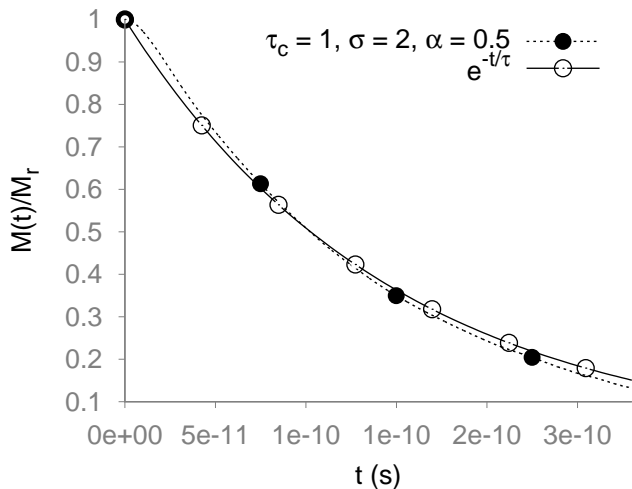


FIG. 7. Biexponential behavior from LLMS simulations for $\tau = 1$, $\sigma = 2$, $\alpha = 0.5$ and $\tau = 1.48 \times 10^{-10}$

sen to be of the order of the inverse Larmor precession time such that $\tau_c \approx (\gamma H_k)^{-1}$. In both the cases of low damping and higher barriers, we see that the ordinary exponential behavior of the LLG is retained. In this case the escape time is much larger than the correlation time of the noise, and the relaxational dynamics are unaffected by the intra-well dynamics of the spin which occur on a much faster timescale than the relaxation, $\tau_c/\tau \approx 0.01$ for both simulations.

In the intermediate-to-high damping and high damping regimes, the behavior of the magnetization becomes much more interesting and departs from the LLG. In particular, for a relatively small barrier of $\sigma = 2$, $\alpha = 0.5$ and a correlation time again of the order of the inverse Larmor frequency. In this case the ratio of the escape to the correlation time is $\tau_c/\tau = 9.4 \times 10^{-12} \text{s} / 1.48 \times 10^{-10} \text{s} \approx 0.06$. The influence of the spin correlation is now visible in the relaxation profile of the escape, as shown in Figure 7, which is similar to the biexponential deviation predicted by the generalized master equation, with the relaxation proceeding more slowly at earlier times and speeding up at later times.

Finally, for very long correlation times and high damping, the correlation time remains a sizable fraction of the escape time. However the biexponential behavior is no longer evident as shown in figure 8. The decay remains approximately exponential with a highly noisy path, a possible indication that the precise decay profile is extremely dependent on the initial conditions for such strong coupling between the spin and bath.

V. CONCLUSIONS

We have investigated thermal relaxation in magnetic nanoparticles introducing colored noise. Two models

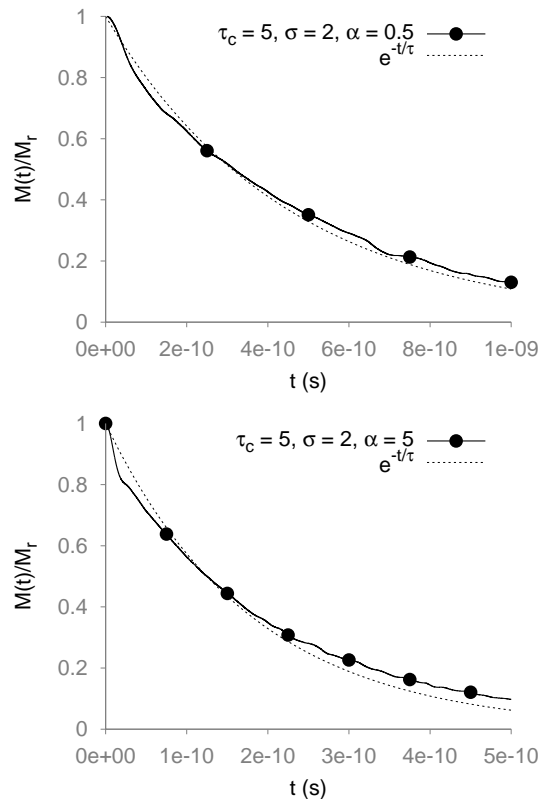


FIG. 8. LLMS simulations at high damping and long correlation times. The behavior continues to depart from a purely exponential decay, but now exhibits a noisy, more complicated time-dependence. **TOP** : $\tau_c = 5$, $\sigma = 2$, $\alpha = 0.5$ and $\tau = 4.5 \times 10^{-10}$, **BOTTOM**: $\tau_c = 5$, $\sigma = 2$, $\alpha = 5$ and $\tau = 1.8 \times 10^{-10}$

are considered. The first is an approach based on the numerical solution of the Landau-Lifshitz-Miyazaki-Seki (LLMS) model, which replaces the white noise approximation associated with the use of LLB-equation based models. Due to computational requirements the LLMS approach is useful for relatively short timescales, consequently a second approach is derived based on a generalized master equation approach involving the introduction of a memory kernel. We find that the importance of colored noise is determined by the ratio of the correlation time τ_c to the characteristic system time $\tau_s = (\gamma H_k)^{-1}$, which is essentially the Larmor precession time. Consequently correlated noise should become important for materials with large magnetic anisotropy such as SmCo_5 where the characteristic time approaches femtoseconds. Both models, the LLMS-based approach and the master equation, although derived for different timescales, exhibit an unusual bi-exponential decay of the magnetization, which represents an interesting signature of the presence of colored noise.

Appendix A: Colored Noise

In this appendix we present some relevant background material on the LLMS equation and colored noise.

1. Landau-Lifshitz-Miyazaki-Seki

The LLMS equations constitute an implementation of a colored noise in a system with a thermalization condition represented through the Fluctuation-Dissipation theorem. We reproduce here the original derivation by Miyazaki and Seki¹⁰, of the spin-only expression of the LLMS, which allows us to compare the LLMS thermal fluctuations directly to the Ornstein-Uhlenbeck. The time evolution of the LLMS noise term is similar to the OU, with an additional term which couples explicitly to the spin,

$$\frac{d\boldsymbol{\eta}}{dt} = -\frac{1}{\tau_c} \left(\boldsymbol{\eta}(t) - \chi \mathbf{S}(t) \right) + \mathbf{R}. \quad (\text{A1})$$

Taking $D = \frac{\chi k_B T}{\mu_s}$, then the autocorrelation of the field \mathbf{R} is $\langle \mathbf{R}(t) \mathbf{R}(t') \rangle = 2 \frac{D}{\tau_c} \delta(t - t')$, and proceeding to solve as a first-order linear differential equation in the same manner as the OU noise, we have

$$\begin{aligned} \boldsymbol{\eta}(t) = & \frac{\chi}{\tau_c} \int_{-\infty}^t dt' K(t - t') \mathbf{S}(t') \\ & + \sqrt{\frac{2D}{\tau_c}} \int_{-\infty}^t dt' K(t - t') \boldsymbol{\Gamma}(t'). \end{aligned} \quad (\text{A2})$$

After integrating the first term by parts, we have

$$\begin{aligned} \boldsymbol{\eta}(t) = & \sqrt{\frac{2D}{\tau_c}} \int_{-\infty}^t dt' K(t - t') \boldsymbol{\Gamma}(t') \\ & - \chi \int_{-\infty}^t dt' K(t - t') \frac{d\mathbf{S}(t')}{dt'}, \end{aligned} \quad (\text{A3})$$

and by inserting this into the precessional equation for the spin, we get the spin-only form for the LLMS equation,

$$\frac{d\mathbf{S}}{dt} = \gamma \mathbf{S}(t) \times \left(\mathbf{H} + \bar{\boldsymbol{\eta}} - \chi \int_{-\infty}^t dt' K(t - t') \frac{d\mathbf{S}(t')}{dt'} \right), \quad (\text{A4})$$

where we now label the thermal fluctuations by $\bar{\boldsymbol{\eta}}(t)$,

$$\bar{\boldsymbol{\eta}}(t) = \sqrt{\frac{2D}{\tau_c}} \int_{-\infty}^t dt' K(t - t') \boldsymbol{\Gamma}(t'). \quad (\text{A5})$$

The autocorrelation of this thermal field is

$$\begin{aligned} \langle \bar{\boldsymbol{\eta}}(t) \bar{\boldsymbol{\eta}}(t') \rangle & = DK(t - t') \\ & = \frac{\chi k_B T}{\mu_s} K(t - t') = \frac{\beta^{-1}}{\mu_s} \chi K(t - t'), \end{aligned} \quad (\text{A6})$$

Recognizing $\chi K(t - t')$ as the damping term, we see that this is a representation of the Fluctuation-Dissipation

theorem for the colored noise, where the additional factor of μ_s arises from the spin normalization. Taking the zero correlation time limit,

$$\lim_{\tau_c \rightarrow 0} \langle \bar{\boldsymbol{\eta}}(t) \bar{\boldsymbol{\eta}}(t') \rangle = 2D\tau_c \delta(t - t'). \quad (\text{A7})$$

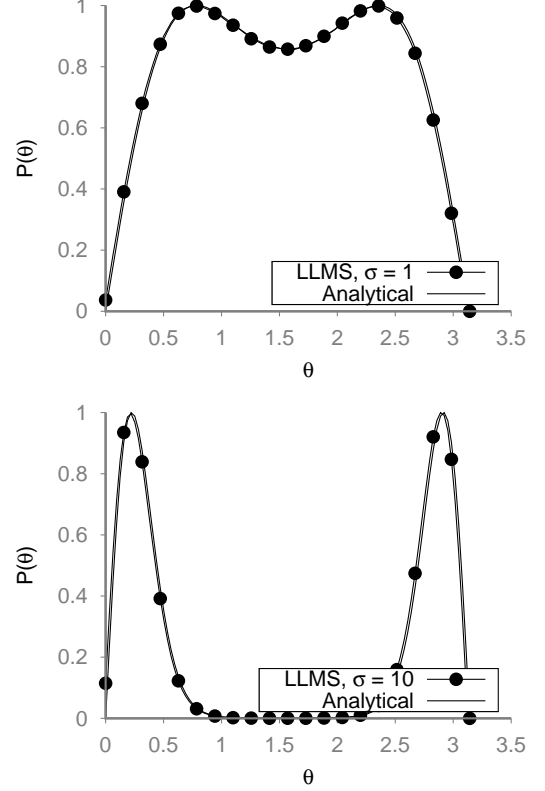


FIG. 9. $P(\theta)$ vs θ , from numerical simulations of the LLMS equation for **TOP**: $\sigma = 1$ and **BOTTOM**: $\sigma = 10$, with $\tau_c \gamma H_k = 2$.

We note that the LLMS thus derived from the physical consideration of the spin-field interaction is not immediately comparable with the typical expression for the Ornstein-Uhlenbeck colored noise, owing to the fact that the $1/\tau_c$ term has been implicitly absorbed in the white noise term. If we rescale the driving noise such that $\mathbf{Q}(t) = \tau_c \mathbf{R}(t)$, we then have a pair of Langevin equations

$$\frac{d\mathbf{S}}{dt} = \gamma (\mathbf{S} \times (\mathbf{H} + \boldsymbol{\eta})), \quad (\text{A8})$$

while the noise evolves as,

$$\frac{d\boldsymbol{\eta}}{dt} = -\frac{1}{\tau_c} \left(\boldsymbol{\eta}(t) - \chi \mathbf{S}(t) + \mathbf{Q} \right). \quad (\text{A9})$$

The autocorrelation of the white noise is

$$\langle \mathbf{Q}(t) \mathbf{Q}(t') \rangle = \frac{2\chi\tau_c k_B T}{\mu_s} \delta(t - t') = 2D\delta(t - t'), \quad (\text{A10})$$

with $D = \frac{\chi\tau_c k_B T}{\mu_s}$, while the limit of the autocorrelation of the thermal term in the spin-only expression is now,

$$\lim_{\tau_c \rightarrow 0} \langle \bar{\mathbf{Q}}(t) \bar{\mathbf{Q}}(t') \rangle = \frac{D}{\tau_c} \delta(t - t'), \quad (\text{A11})$$

which is directly comparable to the Ornstein-Uhlenbeck form of the colored noise. The expression of the LLMS in terms of the bath variable Q has the additional benefit that $[\mathbf{Q}] = T$ and so we can interpret \mathbf{Q} as the thermal magnetic field contribution to the evolution of the bath field.

Finally, we may see that the limit of the LLMS equation for vanishing correlation time is the LLG equation. For small correlation times we can then take the Taylor expansion about the time t in t' , so that the damping term becomes,

$$\int_{-\infty}^t K(t-t') \frac{d\mathbf{S}(t')}{dt'} dt' = \left[\int_{-\infty}^t K(t') dt' \right] \frac{d\mathbf{S}(t)}{dt} + \dots \quad (\text{A12})$$

Hence the spin and memory kernel decouple in the small correlation time limit, and the Langevin equation becomes

$$\frac{d\mathbf{S}}{dt} = \gamma \mathbf{S}(t) \times \left(\mathbf{H} + \bar{\boldsymbol{\eta}} - \left[\chi \int_{-\infty}^t dt' K(t-t') \right] \frac{d\mathbf{S}(t)}{dt} \right), \quad (\text{A13})$$

After performing the integration over t' , the damping is

$$\chi \int_{-\infty}^t dt' e^{-(t-t')/\tau_c} = \chi \tau_c. \quad (\text{A14})$$

and by direct comparison of the damping terms in this expression and in Gilbert's equation we have the relationship of the phenomenological damping to the LLMS parameters $\alpha = \chi \gamma \tau_c$. We note also that this expression can be seen if we identify the driving white noise in the bath field of the LLMS with the thermal magnetic fields

of the LLG.

$$\begin{aligned} \langle \mathbf{Q}(t) \mathbf{Q}(t') \rangle &= \frac{2\chi\tau_c k_B T}{\mu_s} \delta(t-t') \\ &= \frac{2\alpha k_B T}{\gamma \mu_s} \delta(t-t') \\ &= \langle \mathbf{H}_{th}(t) \mathbf{H}_{th}(t') \rangle \end{aligned} \quad (\text{A15})$$

under the assumption that $\alpha = \gamma \chi \tau_c$.

2. Thermalization

As a quantitative evaluation of the LLMS model and our implementation thereof, we compare the equilibrium behavior to the appropriate analytical Boltzmann distribution, which the Markovian LLG equation also satisfies. We simulate a single spin under the influence of anisotropy only. The Boltzmann distribution for such a system is

$$P(\theta) \propto \sin \theta \exp\left(\frac{-k_u \sin^2 \theta}{k_B T}\right) \quad (\text{A16})$$

where θ is the angle between the spin and the easy-axis and the factor of $\sin \theta$ arises from normalizing the probability distribution on the sphere. We initialize the spin along the easy-axis direction, then allow the spin to evolve for 10^8 steps after equilibration and evaluate the probability distribution by recording the number of steps the spin spends at each angle to the easy-axis.

In Figure 9, we compare the numerical results to the analytical expression for both the LLMS model and the standard LLG augmented by Ornstein-Uhlenbeck fields of the type generated by the Langevin equation in Eq. 4. The simulations using the LLMS model agree with the anticipated Boltzmann distribution at equilibrium, while the LLG with Ornstein-Uhlenbeck fails to reproduce the correct distribution. This is because, as we have argued, this does not comprise a correct implementation of the Fluctuation-Dissipation theorem, with deviations corresponding to the missing high-frequency components of the damping.

¹ L. Néel, Ann. Géophys. C.N.R.S. **5**, 99 (1949).

² W. F. Brown, Jr., Phys. Rev. **130**, 1677 (1963).

³ A. Lyberatos, D.V. Berkov and R.W. Chantrell, J Phys: Condens. Matter **5**, 8911 (1993)

⁴ A. Lyberatos and R. W. Chantrell, J. Appl. Phys. **73**, 6501 (1993).

⁵ J. L. García-Palacios and F. J. Lázaro, Phys. Rev. B **58**, 14937 (1998).

⁶ D. V. Berkov, IEEE Trans. Magn. **38**, 2489 (2002).

⁷ Y. P. Kalmykov, W. T. Coffey, U. Atxitia, O. Chubykalo-Fesenko, P. M. Déjardin, and R. W. Chantrell, Phys. Rev. B **82**, 024412 (2010).

⁸ R. Street and J. C. Woolley, Proc. Phys. Soc. **A 62**, 562 (1949).

⁹ U Atxitia, O. Chubykalo-Fesenko, R. W. Chantrell, U Nowak and A. Rebei, Phys. Rev. Lett. **102**, 057203 (2009).

¹⁰ K. Miyazaki and K. Seki, J. Appl. Phys. **112**, 121301 (2012).

- ¹¹ U. Atxitia and O. Chubykalo-Fesenkoo, Phys. Rev. B **84**, 144414 (2011)
- ¹² P. Hänggi, P. Jung, Adv. Chem. Phys. **89**, 239 (1995).
- ¹³ U. Nowak, Annual Reviews of Computational Physics IX, **pg. 105-151**, World Scientific (2001).
- ¹⁴ U. Nowak, R. W. Chantrell, and E. C. Kennedy, Phys. Rev. Lett. **84**, 163 (2000).
- ¹⁵ W. T. Coffey and Y. P. Kalmykov, J. Appl. Phys. **112**, 121301 (2012).
- ¹⁶ R. F. L. Evans, W. J. Fan, P. Chureemart, T. A. Ostler, M. O. A. Ellis and R. W. Chantrell, J. Phys.: Condens. Matter **26**, 103202 (2014).
- ¹⁷ I. M. Sokolov, Phys. Rev. E **66**, 041101 (2002).
- ¹⁸ I. M. Sokolov, Phys. Rev. E **63**, 056111 (2001).