

Parsimonious Volterra System Identification

Sarah Hojjatinia¹, Korkut Bekiroglu², Constantino M. Lagoa³ 

Abstract

In this short paper, we aim at developing algorithms for sparse Volterra system identification when the system to be identified has infinite impulse response. Assuming that the impulse response is represented as a sum of exponentials and given input-output data, the problem of interest is to find the "simplest" nonlinear Volterra model which is compatible with the a priori information and the collected data. By simplest, we mean the model whose impulse response has the least number of exponentials. The algorithms provided are able to handle both fragmented data and measurement noise. Academic examples at the end of paper show the efficacy of proposed approach.

1 INTRODUCTION

The linear time invariant system identification problem has been widely addressed in the literature. There are two approaches for linear time invariant system identification; set membership identification algorithms [8, 10] and subspace identification algorithms [11, 12, 13]. Most techniques in parameter estimation of

**This work is partially funded by the National Science Foundation (NSF) Grant CNS-1329422.

[†]Sarah Hojjatinia is with the School of Electrical Engineering and Computer Science, The Pennsylvania State University, University Park, PA, USA szh199@psu.edu

[‡]Korkut Bekiroglu is with the School of Electrical and Electronic Engineering, Nanyang Technological University, 639798 Singapore, kbekiroglu@ntu.edu.sg

[§]Constantino M. Lagoa is with Faculty of the School of Electrical Engineering and Computer Science, The Pennsylvania State University, University Park, PA, USA lagoa@psu.edu

nonlinear systems, are dependent to linearizing the system first, and then using available toolboxes for linear system identification. When the data is noisy the ability to solve a nonlinear system identification becomes more difficult, as linearizing based approaches fail. Therefore, finding a method which is precise and computationally effective is of great value.

Approximating nonlinear systems with parsimonious models has the potential to be precise and computationally efficient. Sparsity in the identification of linear and nonlinear systems has been the focus of recent research. Bekiroglu *et al.* [2], Shah *et al.*[9], and Yilmaz *et al.* [16] determined low order models from noisy input-output data for linear systems, using the concepts of sparse matrix and signal recovery. The authors showed how these approaches can be applied for the case of scattered data and multiple runs of the same system with different initial conditions, for single input single output linear systems [2, 9, 16]. Bekiroglu *et al.* [1] extended the idea of low order linear system identification from noisy data, to the multiple input multiple output systems.

We extend the concept of sparse system identification to nonlinear systems. More precisely, we consider systems in the form of a Volterra series, which represents a large class of nonlinear systems. There is a large body of literature on the subject of Volterra models and it mainly addresses nonlinear extensions of finite impulse response (FIR) models [3]. Their structures are similar, with the first order Volterra system being a linear FIR model [7].

Volterra models are linear with respect to kernel coefficients which aids in comparison to other nonlinear models. Similar to the approaches for linear FIR models, a least squares approach can be applied to the identification of Volterra models [7]. L. Yao, *et al.* [14] used least square criteria and introduced recursive approximation and estimation algorithm for Volterra system identification, which is dependent on the number of non-zero Volterra kernel coefficients.

1.1 Motivation

In contrast with previous work, our aim is to perform infinite impulse response identification from a finite number of noisy measurements. The objective is to identify the sparsest nonlinear Volterra system which is compatible with noisy data collected and a-priori information. Algorithms provided for identifying the Volterra system aim at obtaining a compact description of the model for the infinite impulse response case.

1.2 Paper Outline

The paper is structured as follows: after this introduction, in Section 2 formulation and structure of second order Volterra system is defined. Section 3 includes the problem statement. In Section 4 the sparse identification problem is formulated. Algorithms to tackle the problem are defined in Section 5. Numerical results are shown in Section 6. And finally Section 7 concludes the paper with some possible future work.

2 VOLTERRA SYSTEM

For simplicity of exposition, in this paper we are going to concentrate on second order Volterra systems. However, the approach provided can readily be generalized to higher order Volterra models.

2.1 Discrete-time System Representation

Considering x and y as the input and output of system respectively, the truncated Volterra system of order 2 with L sample memory is defined as

$$y(n) = h_0 + \sum_{k_1=0}^{L-1} h_1(k_1)x(n-k_1) + \sum_{k_2=0}^{L-1} \sum_{k_1=0}^{L-1} h_2(k_1, k_2)x(n-k_1)x(n-k_2) \quad (1)$$

where h_0 is a constant. h_1 and h_2 are Volterra kernel coefficients that can be considered as impulse response and higher order system impulse response of the system.

2.2 Matrix-Vector Formulation of Volterra System

Based on [6], the first N measurements of second order Volterra system can be represented in standard matrix-vector form as

$$\mathbf{y} = \mathbf{X}\mathbf{h} \quad (2)$$

where \mathbf{y} is the vector of output measurements, i.e

$$\mathbf{y} = [y(0) \quad y(1) \quad \dots \quad y(N-1)]^T,$$

N is the total number of measurements, and

$$X = \begin{bmatrix} 1 & \mathbf{x}_1^T(0) & \mathbf{x}_1^T(0) \otimes \mathbf{x}_1^T(0) \\ 1 & \mathbf{x}_1^T(1) & \mathbf{x}_1^T(1) \otimes \mathbf{x}_1^T(1) \\ \vdots & \vdots & \vdots \\ 1 & \mathbf{x}_1^T(N-1) & \mathbf{x}_1^T(N-1) \otimes \mathbf{x}_1^T(N-1) \end{bmatrix} \quad (3)$$

where

$$\mathbf{x}_1^T(n) = [x(n) \quad x(n-1) \quad \cdots \quad x(n-(L-1))], \\ \forall n = 0, \dots, N-1$$

where \otimes denotes the Kronecker product.

$$\mathbf{h} = [h_0 \quad \mathbf{h}_1^T \quad \mathbf{h}_2^T]^T \quad (4)$$

$$\mathbf{h}_1^T = [h_1(0) \quad h_1(1) \quad \cdots \quad h_1(L-1)]$$

$$\mathbf{h}_2 = \text{vec}(H_2)$$

where $\text{vec}(H_2)$ refers to vectorized version of the matrix H_2 .

$$H_2 = \begin{bmatrix} h_2(0,0) & h_2(0,1) & \cdots & h_2(0,L-1) \\ h_2(1,0) & h_2(1,1) & \cdots & h_2(1,L-1) \\ \vdots & \vdots & \vdots & \vdots \\ h_2(N-1,0) & h_2(N-1,1) & \cdots & h_2(N-1,L-1) \end{bmatrix} \quad (5)$$

and $\mathbf{y} \in \mathbb{R}^{N \times 1}$, $X \in \mathbb{R}^{N \times (1+L+L^2)}$, $\mathbf{h} \in \mathbb{R}^{(1+L+L^2) \times 1}$.

3 PROBLEM STATEMENT

3.1 Infinite Impulse Response Representation

Since our objective is to identify Volterra models with infinite impulse response, we represent their impulse response as a sum of exponentials. More precisely h_1 is represented as

$$h_1(k_1) = \sum_i c_{1i} a_{1i}(k_1) + \bar{c}_{1i} \bar{a}_{1i}(k_1) \quad (6)$$

where c_{1i} is a complex number, \bar{c}_{1i} is the complex conjugate of c_{1i} , $a_{1i}(k_1)$ is the atom which is considered as the sum of exponentials of the form:

$$a_{1i}(k_1) = \alpha_i p_i^{k_1-1} \quad (7)$$

where α_i s are the scaling factors and p_i s are "poles" inside the unit circle. Also, $\bar{a}_{1i}(k_1)$ is the complex conjugate of $a_{1i}(k_1)$.

In a similar way, h_2 is represented as

$$h_2(k_1, k_2) = \sum_i c_{2i} a_{2i}(k_1, k_2) + \bar{c}_{2i} \bar{a}_{2i}(k_1, k_2) \quad (8)$$

where the atoms $a_{2i}(k_1, k_2)$ s are of the form:

$$a_{2i}(k_1, k_2) = \beta_i p_{1i}^{k_1-1} p_{2i}^{k_2-1} \quad (9)$$

where β_i s are the scaling factors, p_{1i} and p_{2i} are the "poles", and $\bar{a}_{2i}(k_1, k_2)$ is the complex conjugate of $a_{2i}(k_1, k_2)$.

Our objective is finding the second order Volterra model of the form of equation (1) that uses the least possible number of exponentials. We aim to have a simple representation of Volterra model which can be used for simulation, control design and other purposes. More precisely we aim at solving the following problem.

3.2 Problem

Given

- *A compact set D contained in the unit circle*
- *An unknown Volterra system (2), whose impulse response is a sum of exponentials whose "poles" are in D .*
- *An input sequence $x(k)$, applied to system, for $k = 1, 2, \dots, N$*
- *A noisy output sequence $y_\eta(k)$, for $k = 1, 2, \dots, N$, given by $y_\eta(k) = y(k) + \eta(k)$ where $\eta(k)$ denotes a noise sequence bounded by a known constant, i.e. $\|\eta(k)\|_2 \leq \eta_{max}$*

find the most parsimonious Volterra model which explains the input-output pair within a given bound on estimation error (ε).

Summarizing, we assume the exponentials in equations (7) and (9) have their “poles” p_i, p_{1i} and p_{2i} in a given compact set D and we aim at minimizing the number of exponentials in the representation of Volterra model while simultaneously having a model whose response is close to the collected data.

3.3 Atomic Norm

Elements of atomic set \mathcal{A} are called atoms. The atomic norm of a model g is defined as:

$$\begin{aligned} \|g\|_{\mathcal{A}} = \inf \{ & \sum_{a_1 \in \mathcal{A}(D)} |c_{a_1}| + \sum_{a_2 \in \mathcal{A}(D)} |c_{a_2}| : \\ & g = \sum_{a_1 \in \mathcal{A}(D)} c_{a_1} a_1 + \sum_{a_2 \in \mathcal{A}(D)} c_{a_2} a_2 \}. \end{aligned} \quad (10)$$

where $\mathcal{A}(D)$ is the set of atoms related to the compact set D . Every function with poles in D can be approximated as a linear combination of atoms in the set $\mathcal{A}(D)$.

$$\begin{aligned} \mathcal{A}(D) &= \mathcal{A}_0(D) \cup \mathcal{A}_1(D) \cup \mathcal{A}_2(D) \\ \mathcal{A}_0(D) &= \{a_0 = 1, a_{1i}(k_1) = 0, a_{2i}(k_1, k_2) = 0\} \\ \mathcal{A}_1(D) &= \{a_0 = 0, a_{1i}(k_1) = \alpha_i p_i^{k_1-1}, a_{2i}(k_1, k_2) = 0 : \\ & \quad \forall p_i \in D\} \\ \mathcal{A}_2(D) &= \{a_0 = 0, a_{1i}(k_1) = 0, a_{2i}(k_1, k_2) = \beta_i p_{1i}^{k_1-1} p_{2i}^{k_2-1} : \\ & \quad \forall p_{1i}, p_{2i} \in D\} \end{aligned} \quad (11)$$

3.4 Higher Order Volterra Models

In this part we give some insight toward the generalization of proposed approach to higher order Volterra models. In general, the Volterra system is in the form of

$$y(n) = h_0 + \dots + \sum_{k_1=0}^{\infty} \dots \sum_{k_m=0}^{\infty} h_m(k_1, \dots, k_m) \prod_{i=1}^m x(n - k_i) + \dots \quad (12)$$

where h_0 is a constant, and h_m s, $\forall m = 1, \dots, \infty$ are Volterra kernel coefficients. Applicable Volterra systems are truncated to some predefined order. The truncated

Volterra system of order m with L sample memory is defined as

$$y(n) = h_0 + \dots + \sum_{k_1=0}^{L-1} \dots \sum_{k_m=0}^{L-1} h_m(k_1, \dots, k_m) \prod_{i=1}^m x(n - k_i) \quad (13)$$

where for $m = 1$, the Volterra system is a linear system. By considering $m \geq 2$ the Volterra system represents a nonlinear system. For Volterra system of order m , kernel coefficient $h_m(k_1, \dots, k_m)$ will be defined in the same way of equations (8) and (9).

$$h_m(k_1, \dots, k_m) = \sum_i c_{mi} a_{mi}((k_1, \dots, k_m)) + \bar{c}_{mi} \bar{a}_{mi}((k_1, \dots, k_m)) \quad (14)$$

where the atoms $a_{mi}((k_1, \dots, k_m))$ s are of the form:

$$a_{mi}((k_1, \dots, k_m)) = \zeta_i P_{1i}^{k_1-1} P_{2i}^{k_2-1} \dots P_{mi}^{k_m-1} \quad (15)$$

where ζ_i s are the scaling factors, P_{1i} , P_{2i} , \dots , and P_{mi} are the poles. Therefore, in a similar way we can formulate problem for higher order Volterra systems and apply the approach in this paper to identify the parsimonious model.

4 FORMULATION OF THE SPARSE IDENTIFICATION PROBLEM

As mentioned in the Introduction, in the identification of systems, whether linear or nonlinear, the concept of ‘‘parsimonious representation’’ plays an important role. Kekatos and Giannakis [5] introduced compressed sampling approaches, in parsimonious identification of Volterra and polynomial models. Yilmaz *et al.* [15] introduced an algorithm for parsimonious linear system identification; specifically, it is a randomized algorithm which minimize a convex function over an atomic set; atomic set is considered to be scaled ball. In this paper we extend the idea of sparse system identification for the case of nonlinear systems.

The problem of interest of this paper, parsimonious identification of Volterra models with infinite impulse response, can be formulated as

$$\begin{aligned} & \min_c \text{cardinality } \{c \neq 0\} \\ & \text{s.t. } \|\mathbf{y}_\eta - \mathbf{X}\mathbf{h}\|_2^2 \leq \varepsilon \\ & \text{equations (4), (6), and (8)} \end{aligned} \quad (16)$$

where c is a vector containing all coefficients, and \mathbf{y}_η is the vector of noisy measurements, i.e.

$$\mathbf{y}_\eta = \mathbf{y} + \boldsymbol{\eta}$$

and $\boldsymbol{\eta}$ is noise

$$\boldsymbol{\eta} = [\boldsymbol{\eta}(0) \quad \boldsymbol{\eta}(1) \quad \boldsymbol{\eta}(N-1)]^T.$$

Also, the matrix \mathbf{X} , as in equation (3), is a structured matrix containing input values, and \mathbf{h} is a vector containing the first few entries of the impulse response. Again, in the proposed approach, \mathbf{h} is assumed to be representable by a sum of exponentials. More precisely, it has the form given by equations (4), (6), and (8). c_i s are complex coefficients.

Remark 1 *This optimization problem can be readily modified to handle missing measurements. The first constraint in equation (16) can be replaced by $\|\mathbf{y}_\eta - \mathbf{X}\mathbf{h}\|_2^2 \leq \varepsilon$ at the times when we have measurements.*

Minimizing cardinality subject to constraints is an NP-hard problem. It makes us to think about the relaxation of original optimization problem in equation (16) and using atomic norm.

5 ALGORITHMS TO SOLVE THE PROBLEM

For solving or approximating the solution of the complex optimization problem in equation (16), several algorithms are suggested in this section. Therefore, the parsimonious Volterra system identification problem in (16) can be approximated by:

1. Grid the set of atoms. One can do a gridding of the set of poles as depicted in Figure 1 for poles p_i, p_{1i} and p_{2i} . Then, solve the mixed integer optimization problem

$$\begin{aligned} \min \quad & \sum_i \sigma_i \\ \text{s.t.} \quad & \sigma_i \in \{0, 1\} \\ & |c_i| \leq M\sigma_i \\ & \text{equations (4), (6), and (8)} \end{aligned} \tag{17}$$

where c_i is the coefficient associated with the exponential whose ‘‘pole’’ is the i -th element of the grid and M is an upper bound on the maximum value

of $|c_i|$. This algorithm is again NP-hard. Hence, two l_1 relaxations of the algorithm are introduced as follows:

2. Griding the set of atoms as above and using l_1 norm relaxation of cardinality to obtain $\|c\|_1$ sparse, as a surrogate of cardinality $\{c : c \neq 0\}$

$$\begin{aligned} \min_{\mathbf{h}} \quad & \|\mathbf{h}\|_{\mathcal{A}} \\ \text{s.t.} \quad & \|\mathbf{y}_\eta - X\mathbf{h}\|_2^2 \leq \varepsilon \\ & \text{equations (4), (6), and (8)} \end{aligned} \tag{18}$$

3. Again, using l_1 as a surrogate of cardinality, the randomized version of Frank-Wolfe algorithm that was developed in [15]; can be readily adapted to deal with the problem in this paper. More precisely, one can use a randomized Frank-Wolfe algorithm to solve the problem

$$\begin{aligned} \min_{\mathbf{h}} \quad & \|\mathbf{y}_\eta - X\mathbf{h}\|_2^2 \\ \text{s.t.} \quad & \|\mathbf{h}\|_{\mathcal{A}} \leq \tau \\ & \text{equations (4), (6), and (8)} \end{aligned} \tag{19}$$

This approach has much less computational complexity than the other two. However, a closed form representation of the impulse response will not be obtained. As a result, an additional step needs to be performed to identify the exponentials that are present in the identified impulse responses.

6 NUMERICAL RESULTS

In the examples to follow, we solve the problem of sparse Volterra system identification with the l_1 norm relaxation. More precisely, we use algorithm 2 in Section 5. Note that in using l_1 norm relaxation, scalings of the atoms (α_i and β_i) play a significant role on how sparse the solution can be and further research is needed to determine the “optimal” scaling values.

In the numerical examples presented, N measurements are considered. Random measurement noise is added to true outputs. The unit circle has been gridded uniformly and random poles were picked to check as candidates for the system.

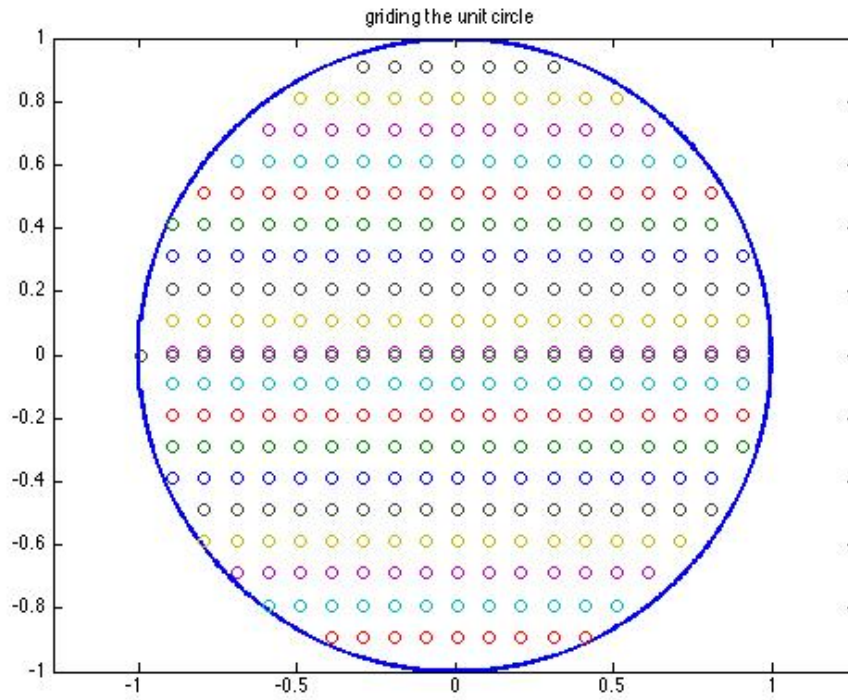


Figure 1: A sample of gridding the unit circle.

CVX is used as the convex optimization toolbox [4]. In this paper we use scaling factors $\alpha_i = 1$ and $\beta_i = 1$.

Example one relates to a second order Volterra system, which is generated at random as a sum of 4 exponentials. Random poles and coefficients selected for this algorithm are shown in Table 1. A random uniform measurement noise with the maximum value, approximately 11.2% of the mean absolute value of outputs, is added. Number of measurements is considered to be $N = 100$ in this example.

Impulse response of the estimated model (\mathbf{h}_2) compared to the true one is plotted in Figure 2. The true and estimated output are shown in Figure 3; by true output we mean the output before adding noise. The difference between true and estimated output is shown in Figure 4. The estimated model is a sum of 5 exponentials, which shows a sparse identification of system. Therefore, having optimal values for the scalings α_i and β_i , would result in the true sparse system.

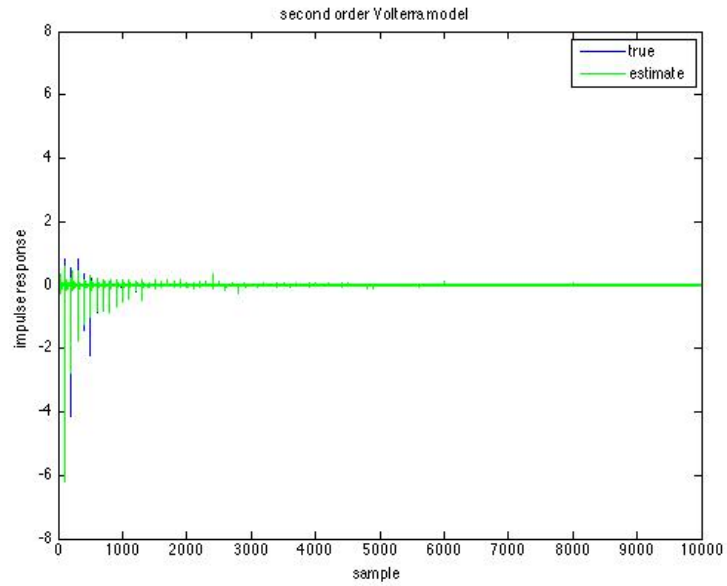


Figure 2: True and estimated impulse response in second order Volterra system, example 1.

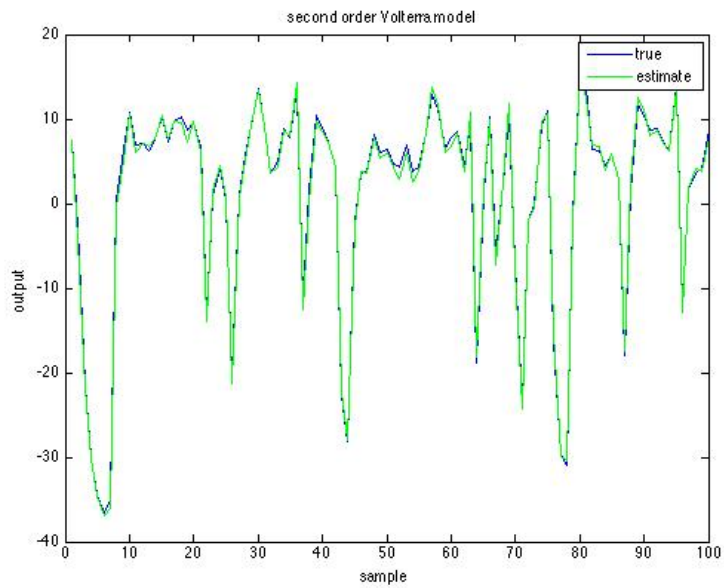


Figure 3: True and estimated output in second order Volterra system, example 1.

Table 1: Random selection of poles and coefficients for example 1.

First order poles $p_i \forall i = 1, \dots, 4$	First order coefficients $c_{1i} \forall i = 1, \dots, 4$	Second order poles 1 $p_{1i} \forall i = 1, \dots, 2$
-0.1375 + j 0.2731	1.8969 + j 0.0618	0.2270 + j 0.1086
-0.1210 + j 0.3591	0.2834 - j 0.6773	0.4978 - j 0.4239
0.7844 + j 0.0577	1.9874 - j 0.2800	
-0.8890 - j 0.2277	0.2142 - j 0.0328	

Second order poles 2 $p_{2i} \forall i = 1, \dots, 2$	Second order coefficients $c_{2i} \forall i = 1, \dots, 2$
0.3591 - j 0.6873	1.5449 - j 1.2369
-0.7062 + j 0.5511	1.7244 - j 0.9657

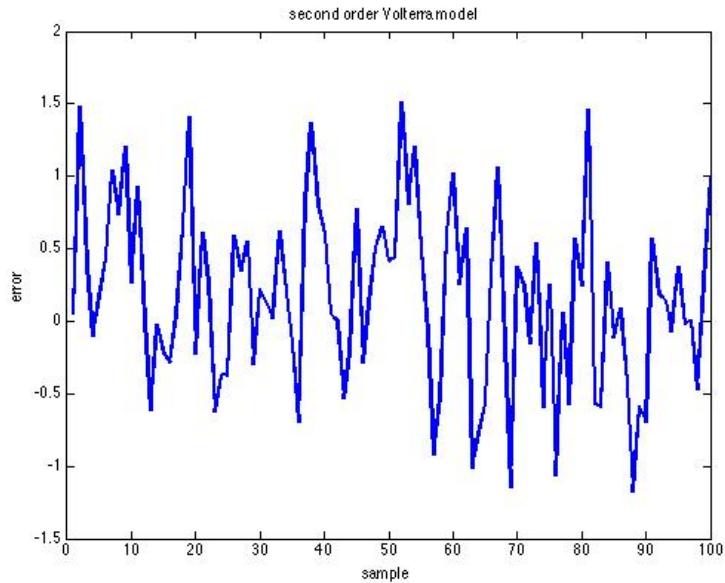


Figure 4: Difference between true and estimated output in second order Volterra system, example 1.

Example two relates to identification of a second order Volterra model with $N = 150$ measurements. Random poles and coefficients selected for this algo-

rithm are shown in Table 2. Random measurement noise with the maximum value, approximately 8% of the mean absolute value of outputs is added. The corresponding poles and coefficients for this model are as Table 2.

Table 2: Random selection of poles and coefficients for example 2.

First order poles $p_i \forall i = 1, \dots, 4$	First order coefficients $c_{1i} \forall i = 1, \dots, 4$	Second order poles 1 $p_{1i} \forall i = 1, \dots, 2$
-0.6019 + j 0.2180	-1.9283 - j 1.8763	0.3966 + j 0.6776
0.4813 - j 0.4971	-1.5213 - j 0.0245	0.0182 + j 0.0431
0.1924 - j 0.3459	1.8085 + j 1.4509	
0.8084 - j 0.0051	1.9034 - j 1.0285	

Second order poles 2 $p_{2i} \forall i = 1, \dots, 2$	Second order coefficients $c_{2i} \forall i = 1, \dots, 2$
-0.5943 - j 0.5600	0.5278 + j 0.2857
0.5027 + j 0.3444	-1.0269 + j 1.9269

Figure 5 shows the impulse response of the estimated model (\mathbf{h}_2) compared to the true one. The true and estimated outputs of second order Volterra system are depicted in Figure 6. The difference between estimated and true outputs is shown in Figure 7.

As illustrated in the figures, the output of nonlinear system has been approximated efficiently. The impulse response shows good convergence. Coefficients of the identified Volterra model are close to the coefficients of true system. As a result, the sparsity has been achieved.

7 CONCLUSION AND FUTURE WORK

In this paper, we provide a novel approach to the problem of identifying parsimonious models for nonlinear Volterra systems with infinite impulse response. Given noisy fragmented input-output data, we identify the “simplest” nonlinear model which best describes the data. The performance of the proposed approach is illustrated in two academic examples.

We believe the proposed method is useful in parsimonious Volterra system identification and control problems. In cases which we do not have much prior

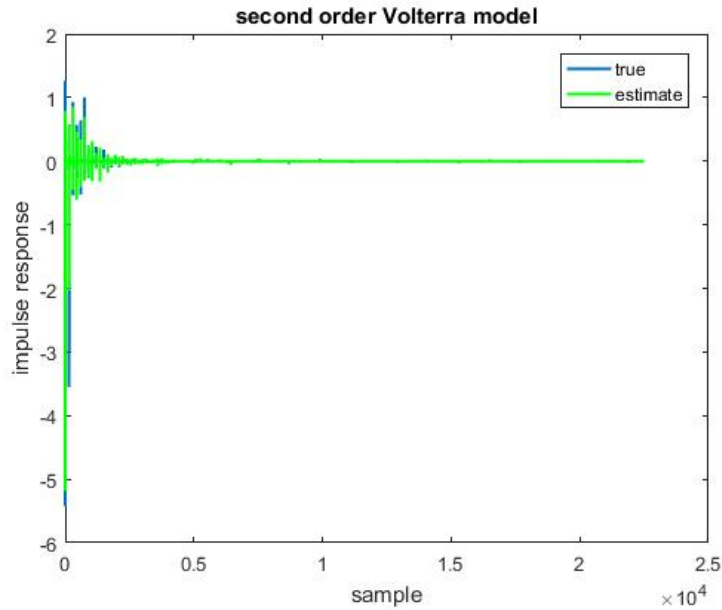


Figure 5: True and estimated impulse response in second order Volterra system, example 2.

knowledge of system rather than the noisy collected data, this method provides an efficient way to estimate a model. Effort is now being put in the development of efficient algorithms that can both handle large amounts of data and do not require the large number of variables that occur when using gridding.

References

- [1] Korkut Bekiroglu, C Lagoa, and Mario Sznaier. Low-order model identification of mimo systems from noisy and incomplete data. In *Decision and Control (CDC), 2015 IEEE 54th Annual Conference on*, pages 4029–4034. IEEE, 2015.
- [2] Korkut Bekiroglu, Burak Yilmaz, C Lagoa, and Mario Sznaier. Parsimonious model identification via atomic norm minimization. In *Control Conference (ECC), 2014 European*, pages 2392–2397. IEEE, 2014.

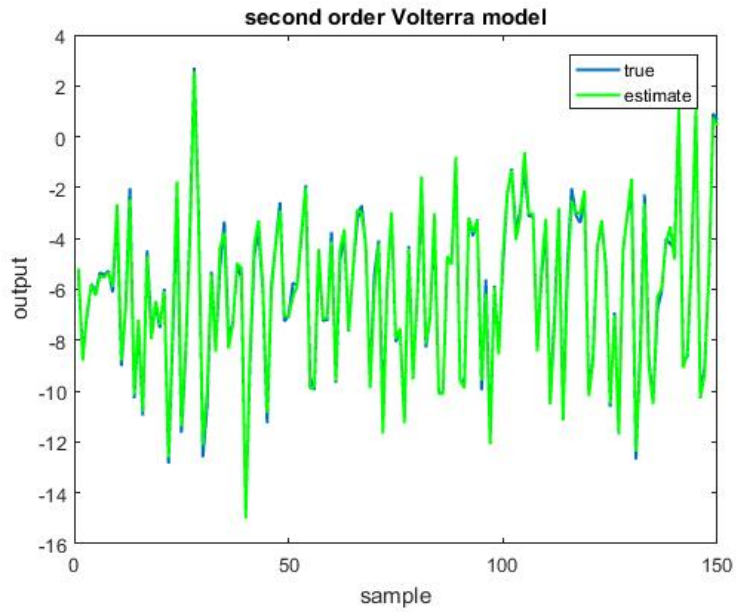


Figure 6: True and estimated output in second order Volterra system, example 2.

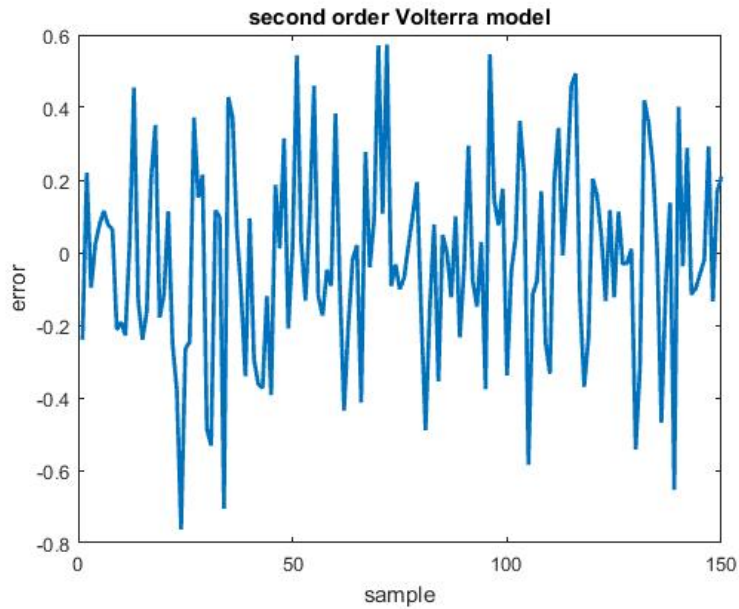


Figure 7: Difference between true and estimated output in second order Volterra system, example 2.

- [3] Grard Favier, Alain Y. Kibangou, and Thomas Bouilloc. Nonlinear system modeling and identification using volterra-parafac models. *International Journal of Adaptive Control and Signal Processing*, 26(1):30–53, 2012.
- [4] Michael Grant and Stephen Boyd. CVX: Matlab software for disciplined convex programming, version 2.1.
- [5] V. Kekatos and G. B. Giannakis. Sparse volterra and polynomial regression models: Recoverability and estimation. *IEEE Transactions on Signal Processing*, 59(12):5907–5920, Dec 2011.
- [6] V John Mathews and Giovanni L Sicuranza. *Polynomial signal processing*, volume 27. Wiley-Interscience, 2000.
- [7] Michael Nikolaou and Diwakar Mantha. *Efficient Nonlinear Modeling Using Wavelet Compression*, pages 313–334. Birkhäuser Basel, Basel, 2000.
- [8] Ricardo S Sanchez-Pena and Mario Sznaier. *Robust systems theory and applications*. John Wiley & Sons, Inc., 1998.
- [9] Parikshit Shah, Badri Narayan Bhaskar, Gongguo Tang, and Benjamin Recht. Linear system identification via atomic norm regularization. In *Decision and Control (CDC), 2012 IEEE 51st Annual Conference on*, pages 6265–6270. IEEE, 2012.
- [10] Mario Sznaier. Control-oriented system identification: An h_∞ approach, jie chen and guoxiang gu, wiley, new york, 2000, 421 p. isbn 0-471-32048-x. *International Journal of Robust and Nonlinear Control*, 13(5):497–498, 2003.
- [11] Peter Van Overschee and Bart De Moor. Subspace algorithms for the stochastic identification problem. *Automatica*, 29(3):649–660, 1993.
- [12] Peter Van Overschee and Bart De Moor. N4sid: Subspace algorithms for the identification of combined deterministic-stochastic systems. *Automatica*, 30(1):75–93, 1994.
- [13] Peter Van Overschee and BL De Moor. *Subspace identification for linear systems: Theory- Implementation- Applications*. Springer Science & Business Media, 2012.

- [14] L. Yao, W. A. Sethares, and Y. H. Hu. Identification of a nonlinear system modeled by a sparse volterra series. In *[Proceedings 1992] IEEE International Conference on Systems Engineering*, pages 624–627, Sep 1992.
- [15] B. Yilmaz, K. Bekiroglu, C. Lagoa, and M. Sznaier. A randomized algorithm for parsimonious model identification. *IEEE Transactions on Automatic Control*, PP(99):1–1, 2017.
- [16] Burak Yilmaz, C Lagoa, and Mario Sznaier. An efficient atomic norm minimization approach to identification of low order models. In *Decision and Control (CDC), 2013 IEEE 52nd Annual Conference on*, pages 5834–5839. IEEE, 2013.