

Chiral surface and edge plasmons in ferromagnetic conductors

Steven S.-L. Zhang^{1,2*} and Giovanni Vignale^{1†}

¹*Department of physics and astronomy, University of Missouri, Columbia, Missouri, 65211, USA*

²*Materials Science Division, Argonne National Laboratory, Lemont, Illinois, 60439, USA*

(Dated: March 9, 2024)

The recently introduced concept of “surface Berry plasmons” is studied in the concrete instance of a ferromagnetic conductor in which the Berry curvature, generated by spin-orbit (SO) interaction, has opposite signs for carriers parallel or antiparallel to the magnetization. By using collisionless hydrodynamic equations with appropriate boundary conditions, we study both the surface plasmons of a three-dimensional ferromagnetic conductor and the edge plasmons of a two-dimensional one. The anomalous velocity and the broken inversion symmetry at the surface or the edge of the conductor create a “handedness”, whereby the plasmon frequency depends not only on the angle between the wave vector and the magnetization, but also on the direction of propagation along a given line. In particular, we find that the frequency of the edge plasmon depends on the direction of propagation along the edge. These Berry curvature effects are compared and contrasted with similar effects induced in the plasmon dispersion by an external magnetic field in the absence of Berry curvature. We argue that Berry curvature effects may be used to control the direction of propagation of the surface plasmons via coupling with the magnetization of ferromagnetic conductors, and thus create a link between plasmonics and spintronics.

I. INTRODUCTION

The discovery of collective oscillations of electrons in quantum solid-state plasmas in the 1950s was a major milestone in the evolution of condensed matter physics¹. It exposed the fundamental dichotomy in the character of electronic elementary excitations, which can be either individual quasiparticles or organized collective oscillations (plasmons), and spawned a variety of theoretical treatments of the electron gas (the RPA^{1,2} being one of the earliest and most successful), effectively igniting the field of many-electron physics³. By the end of the 20th century the interest began to shift to the possible technological applications of plasmons, as it was realized that the wavelengths of these oscillations, being much shorter than the wavelength of light at the same frequency, could be used to compress electromagnetic energy to a nanometric scale – the scale of integrated circuits and devices. A thriving area of research, known as “plasmonics”^{4,5}, was born.

At about the time that plasmonics was taking off, major advances were made in the band theory of solids^{6,7}. It was realized that, under quite common conditions, the Bloch wave functions of electrons in a periodic solid, regarded as functions of the Bloch wave vector \mathbf{k} in the Brillouin zone, have non-trivial geometric properties. When the n -th eigenstate $|u_n(\mathbf{k})\rangle$ of the periodic Hamiltonian $H(\mathbf{k})$ is adiabatically transported around a closed loop in the Brillouin zone the final state differs from the initial one by a gauge invariant “Berry phase” $\Delta\phi$, which equals the flux of “Berry curvature” through the area enclosed by the loop⁸. The mathematical expression for the Berry curvature

$$\Omega_n(\mathbf{k}) = i \langle \nabla_{\mathbf{k}} u_n(\mathbf{k}) | \times | \nabla_{\mathbf{k}} u_n(\mathbf{k}) \rangle \quad (1)$$

is one of the most important properties of a solid-state system, its integral over the Brillouin zone being connected to topological quantum numbers and quantized conductivities⁹.

A question that naturally arises at this point is: how does the Berry curvature of a band affect, if at all, the properties of the plasmons of the carriers in that band? One of the simplest ways to address the question is to set up the collisionless hydrodynamic equations for the collective motion of the electron fluid². These will in turn be based on the quasiclassical equations of motion for wave packets in the band:^{9,10}

$$\dot{\mathbf{r}} = \hbar^{-1} \nabla_{\mathbf{k}} E_n(\mathbf{k}) + \Omega_n(\mathbf{k}) \times \dot{\mathbf{k}} \quad (2a)$$

$$\dot{\mathbf{k}} = -\hbar^{-1} \nabla_{\mathbf{r}} V(\mathbf{r}), \quad (2b)$$

where \mathbf{r} and $\hbar\mathbf{k}$ are the position and the momentum of the wave packets, $E_n(\mathbf{k})$ is the energy of the Bloch state, and $V(\mathbf{r})$ is the potential energy arising from the self-consistent electric field. The Berry curvature enters the equations of motion through the second term in the expression for $\dot{\mathbf{r}}$. This is often referred to as the “anomalous velocity”:

$$\mathbf{v}_a(\mathbf{k}) \equiv \Omega_n(\mathbf{k}) \times \dot{\mathbf{k}} = -\hbar^{-1} \Omega_n(\mathbf{k}) \times \nabla_{\mathbf{r}} V(\mathbf{r}). \quad (3)$$

Physically, the anomalous velocity reflects the non-conservation of the Bloch momentum. As the Bloch momentum changes under the action of a force according to Eq. (2b), the quantum state of the electron no longer coincides with the instantaneous eigenstate $|u_n(\mathbf{k}(t))\rangle$. The difference between the actual state $|u_n(t)\rangle$ and the instantaneous eigenstate $|u_n(\mathbf{k}(t))\rangle$ is reflected in the expectation value of velocity operator $\hat{\mathbf{v}}(\mathbf{k}) \equiv \hbar^{-1} \nabla_{\mathbf{k}} \hat{H}(\mathbf{k})$,

where $\hat{H}(\mathbf{k})$ is the Hamiltonian at wave vector \mathbf{k} . It is easily seen that the expectation value of $\hat{\mathbf{v}}(\mathbf{k})$ in the instantaneous eigenstate equals $\hbar^{-1}\nabla_{\mathbf{k}}E_n(\mathbf{k})$. The anomalous velocity is the correction to that result, arising from the fact that, in a dynamical situation, $|u_n(t)\rangle \neq |u_n(\mathbf{k}(t))\rangle$.

The study of the effect of the anomalous velocity on the dynamics of the plasmons has been pioneered in a recent paper by Song and Rudner (SR)¹¹. Working within the framework of collisionless hydrodynamics (see Section II) they first showed that the anomalous velocity has no effect on the bulk modes of a homogeneous electron liquid. This is because the anomalous velocity enters the bulk hydrodynamics only in the continuity equation, and only through its divergence, which is zero due to $\nabla_{\mathbf{r}} \cdot [\boldsymbol{\Omega}_n(\mathbf{k}) \times \nabla_{\mathbf{r}}V(\mathbf{r})] = 0$.

The situation changes when one considers surface or edge plasmons¹². These collective oscillations are exponentially localized near the surface or the edge of the system, with a localization length of the order of v_F/ω_p , where v_F is the Fermi velocity and ω_p is the plasmon frequency. These are also the modes that are of greatest interest in plasmonic applications, because they hybridize with electromagnetic waves to produce surface plasmon polaritons^{13–16}. In the hydrodynamic approach, surface plasmons are derived by imposing a boundary condition on the current density at the surface or edge of the system. The boundary condition states that there is no electron flux through the boundary of the system,

$$j_z(z=0) = 0,$$

where z is the direction perpendicular to the boundary and j_z is the z -component of the particle current. Notice that the imposition of the boundary condition is the way hydrodynamics - a long wavelength theory - handles the sharp variation of the electronic density across the boundary. It is precisely through the boundary condition that the anomalous velocity enters the solution for the plasmon. This point was clearly demonstrated by SR¹¹ for the edge plasmon of a 2D system. Taking a rather abstract approach in which a Berry curvature of unspecified origin was assumed to exist, SR showed that the frequency of right-propagating modes (along the edge) can be significantly different from that of left-propagating modes. At finite wave vector one of the two modes can be well defined while its time-reversed partner may be severely Landau-damped. Under this scenario an essentially unidirectional propagation of edge plasmons is achieved, which is of great technological interest. The scenario is similar, but not identical to that of surface and edge plasmons in a magnetic field (the so-called “magnetoplasmons”), which were studied, for example, in Refs.^{17–20}. Both scenarios require broken time-reversal symmetry to produce chiral plasmons, but the magnetoplasmon arises from the classical Lorenz force exerted by the magnetic field, whereas the Berry plasmon arises from the anomalous velocity.

In this paper we study a concrete realization of the abstract SR scenario, namely the Berry plasmons at the surface of a ferromagnetic conductor, with the magnetization lying in the plane of the boundary surface in 3D or perpendicular to the plane of the system in 2D. Spontaneous magnetization breaks time-reversal symmetry, but we assume that the magnetic field associated with the magnetization has negligible effect on the electrons: in particular, there is no sizable Lorenz force. On the other hand, the Berry curvature of electrons in (say) the conduction band is assumed to be different from zero and spin-dependent, having opposite signs for electrons of opposite spins. For example, in the conduction band of 3D GaAs, a simple calculation based on the 8-band model²¹ predicts the Berry curvature

$$\boldsymbol{\Omega}_c(\mathbf{k}) \simeq \lambda^2 \boldsymbol{\sigma} \quad (4)$$

at the bottom of the band. The effective Compton wavelength λ is related to band parameters by the well-known formula

$$\lambda^2 = \frac{2\hbar^2|P|^2}{3m_e^2} \left[\frac{1}{E_g^2} - \frac{1}{(E_g + \Delta)^2} \right], \quad (5)$$

where E_g is the fundamental band gap, Δ is the gap separating the light/heavy hole bands from the so-called spin-orbit (SO) split band, and P is the matrix element of the momentum operator between atomic s and p states. Thus, the Δ gap is a direct measure of the SO-induced splitting of atomic energy levels with $J = 1/2$ and $3/2$, and its non-zero value is essential to the emergence of a finite Berry curvature in the conduction band. Because electrons of opposite spins have opposite Berry curvatures, and hence opposite anomalous velocities, no effect is expected on the surface plasmons of a spin-unpolarized system. But, if the system is magnetic, then the opposite anomalous velocities of majority and minority spin electrons give a non-vanishing contribution to the net particle current, which affects the collective motion of the electron liquid, and maximally so when the electron liquid is fully spin polarized. We refer to these collective motions as *ferromagnetic surface (or edge) plasmons*.

The results of our study, presented below, pertain to long-wavelength plasmons (wave vector $q \ll k_F$, where k_F is the Fermi wave vector), but the wavelength is not so large that retardation effects must be taken into account: namely, we assume $q \gg \omega_p/c$, where c is the speed of light. Even in this limit, we find that the frequency of the ferromagnetic surface plasmon depends on the angle between the wave vector and the magnetization. Similarly, the frequency of the ferromagnetic edge plasmon depends on the direction of propagation along the edge. The fact that charge oscillations, such as the plasmons, “sense” the magnetization is a consequence of the spin-orbit-induced Berry curvature. It has nothing to do with the well known anisotropy of plasmons in a magnetic field. The relation between chiral magnetoplasmons and chiral ferromagnetic plasmons is reminiscent of the

relation between the regular Hall effect and the anomalous Hall effect, where the former arises from the Lorentz force, while the latter arises from the concerted action of spin-orbit coupling and magnetization. Another significant difference between ferromagnetic surface plasmons and ordinary magnetoplasmons is that we find a single surface mode, as opposed to two. The two magnetoplasmons arise from the interplay of two classical forces, the electrostatic force and the Lorentz force, which can either work together or against each other. We have no Lorentz force, and therefore find a single ferromagnetic plasmon.

Chiral edge plasmons have recently been predicted²² in two-dimensional gapped Dirac systems under pumping with circularly polarized light, which produces a population imbalance between two valleys. By contrast, the chirality of the plasmons in the present study arises from a spontaneous spin polarization under equilibrium conditions. A recent study of topological edge magnetoplasmons²³ is not directly relevant to the present scenario, since it relies on a magnetic field rather than a spontaneous magnetization.

The angular dependence and chirality of the plasmon frequency is a potentially important issue in plasmonics, since it can be used to control the direction of propagation of plasmon waves. Even more interesting, in our view, is the unusual coupling between magnetism and charge oscillations that this work foreshadows. The coupling should persist in fully dynamical situations, when both the magnetization and the charge density are time dependent. This suggests the intriguing possibility of coupling plasmons and spin waves, thus bringing together the fields of spintronics^{24–28} and plasmonics.

The remaining of the paper is organized as follows. In Sec. II, we introduce a hydrodynamic model of electron fluid to investigate the dispersion of surface (or edge) plasmon in ferromagnetic conductors. Our treatment is based on a set of linearized hydrodynamic equations and the corresponding boundary conditions for the surface or edge plasmon modes in which the anomalous velocity comes into play. We then present the exact solution of the 3D ferromagnetic surface plasmon dispersion in Sec. III. An approximate solution of the 2D problem will be discussed in Sec. IV with a simplified treatment of the electrostatics. Following the thorough investigation of both the ferromagnetic surface and edge plasmons, we show, in Sec. V(A), that they are distinguishable from the classical surface and edge magnetoplasmons (arising from the Lorentz force) by providing a comparison between the two kinds of plasmons in the long wavelength limit. And finally in Sec. V(B), we discuss possible experimental observation of the ferromagnetic surface and edge plasmons in various ferromagnetic systems. The conclusion is given in Sec. VI.

II. COLLISIONLESS HYDRODYNAMICS

Unlike proper hydrodynamics, which presupposes slow collective motion on the scale of the particle-particle collision frequency, collisionless hydrodynamics applies to high-frequency collective motion, such as plasmons, in which collisions between quasiparticle can be disregarded¹. It is well known that the full-fledged collisionless hydrodynamic treatment must include a viscoelastic stress tensor, which produces not only the “hydrostatic force” (gradient of pressure), but also an elastic shear force and a viscous friction force². These two additional forces are essential to obtain, respectively, the correct dispersion of plasmons at finite wave vector and the non-Landau damping¹. In this paper, however, we limit ourselves to a more crude model, in which we neglect shear and viscous forces. This approach is expected to become essentially exact in the long wavelength limit, due to the dominance of electrostatic forces, but will become inaccurate at shorter wavelength. These inaccuracies are of secondary importance here, since our primary interest is in the qualitatively new features of the solution, which appear already in the long wavelength limit. With the above discussion in mind, the bulk hydrodynamic equations are

$$\partial_t \delta n + \nabla \cdot \mathbf{j} = 0 \quad (6)$$

(continuity equation) and

$$\partial_t \mathbf{j}_p + s^2 \nabla \delta n - \frac{en_0}{m_e} \nabla \varphi = 0 \quad (7)$$

the Euler equation, where n_0 is the uniform equilibrium density of electrons, m_e is the effective mass,

$$\mathbf{j}_p = \frac{\mathbf{p}}{m_e} \quad (8)$$

is the canonical current density, proportional to the canonical momentum density \mathbf{p} , associated with the momentum variable $\hbar \mathbf{k}$, s is the velocity of the hydrodynamic sound (this is of the order of the Fermi velocity, and is related to the bulk modulus K by the well-known relation $s^2 = \frac{K}{n_0 m_e}$), δn is the deviation of the electron density from the equilibrium density and \mathbf{j} is the physical current density given by

$$\mathbf{j} = \mathbf{j}_p + \frac{\mathcal{P} n_0 e}{\hbar} \lambda^2 \hat{\mathbf{m}} \times \nabla \varphi \quad (9)$$

with $\hat{\mathbf{m}}$ being the unit vector along the magnetization, and $\mathcal{P} = \frac{n_{0\uparrow} - n_{0\downarrow}}{n_0}$ the spin polarization of the electron density. The hydrodynamic equations contain the electrostatic potential φ , which is assumed to be instantaneously created by the charge density according to the Poisson equation

$$\nabla^2 \varphi = 4\pi e \delta n. \quad (10)$$

The solution of the Poisson equation is straightforward in 3D, but not at all in 2D, unless some simplifying approximations are made, which we will discuss later.

In the absence of boundary conditions it is easy to see that the solution to the hydrodynamic equations (together with the Poisson equation) is not affected by the anomalous velocity. This is because, as remarked in the introduction, $\nabla \cdot (\hat{\mathbf{m}} \times \nabla \varphi) = 0$ allows us to replace \mathbf{j} by \mathbf{j}_p in the continuity equation. Then the coupled equations for δn and \mathbf{p} do not contain the anomalous term and therefore the eigenfrequencies do not depend on λ or $\hat{\mathbf{m}}$. On the other hand, for surface or edge modes the boundary condition of vanishing charge current density, i.e., $\mathbf{j}_z|_{z=0^-} = 0$, creates a coupling between charge and magnetization; this boundary condition can be explicitly written as

$$\left[\mathbf{j}_{p,z} + \frac{e\mathcal{P}n_0}{\hbar} \lambda^2 (\hat{\mathbf{m}} \times \nabla \varphi) \cdot \hat{\mathbf{z}} \right]_{z=0^-} = 0. \quad (11)$$

In addition, the electric potential and its gradient must be continuous at $z = 0$, i.e.,

$$\varphi|_{z=0^-} = \varphi|_{z=0^+} \quad \text{and} \quad \partial_z \varphi|_{z=0^-} = \partial_z \varphi|_{z=0^+}. \quad (12)$$

III. SOLUTION IN THREE DIMENSIONS

Assuming translational invariance in the plane of the surface, we seek solutions in the form of plane waves of wave vector \mathbf{q} decaying exponentially in the bulk ($z < 0$) as $e^{\kappa z}$ with $\kappa > 0$. We let all the physical quantities (e.g., δn , \mathbf{p} and φ) take the form $\Psi(\mathbf{r}, z; t) \sim e^{\kappa z} e^{i(\mathbf{q} \cdot \mathbf{r} - \omega t)}$ up to some constant coefficients to be determined by the boundary conditions. Notice that boldface symbols are used to indicate vectors in the plane of the surface. Inserting this ansatz in the hydrodynamic equations we find a set of homogeneous algebraic equations, i.e.,

$$-i\omega \delta n + \kappa j_{p,z} + i\mathbf{q} \cdot \mathbf{j}_{p,\parallel} = 0 \quad (13a)$$

$$-i\omega j_{p,z} + s^2 \kappa \delta n - \frac{en_0}{m_e} \kappa \varphi = 0 \quad (13b)$$

$$-i\omega \mathbf{j}_{p,\parallel} + i\mathbf{q} s^2 \delta n - i\mathbf{q} \frac{en_0}{m_e} \varphi = 0, \quad (13c)$$

where $\mathbf{j}_{p,\parallel} = (j_{p,x}, j_{p,y})$ are the in-plane components of the particle current density, and φ and δn are related by

$$\varphi = \frac{4\pi e \delta n}{\kappa^2 - q^2} \quad (14)$$

through the Poisson equation. The set of equations has nontrivial solutions only if

$$\kappa^2 = q^2 + s^{-2} (\omega_B^2 - \omega^2), \quad (15)$$

where $\omega_B^2 = \frac{4\pi e^2 n_0}{m_e}$ is the bulk plasmon frequency.

Now we can write down the general solution for the density oscillation as

$$\delta n = \delta n_1 e^{\kappa z} e^{i\mathbf{q} \cdot \mathbf{r}}, \quad z < 0 \quad (16)$$

and that for the electric potential as

$$\begin{aligned} \varphi &= \varphi_1 e^{\kappa z} e^{i\mathbf{q} \cdot \mathbf{r}} + \varphi_2 e^{qz} e^{i\mathbf{q} \cdot \mathbf{r}}, \quad z < 0 \\ \varphi &= \varphi_0 e^{-qz} e^{i\mathbf{q} \cdot \mathbf{r}}, \quad z > 0 \end{aligned} \quad (17)$$

with δn_1 , φ_0 , φ_1 , and φ_2 being integration constants to be determined by the boundary conditions.

Putting the general solutions for the electron density fluctuation (16) and the electric potential (17) into the boundary conditions given by Eqs. (11) and (12), we obtain a set of three linear homogeneous equations, the solution of which gives the dispersion relation

$$(\kappa + q) \omega_B^2 - 2\kappa \omega^2 + \mathcal{P}(\kappa - q) \omega_B^2 \omega \tau_{so} \sin \phi_q = 0, \quad (18)$$

where ϕ_q , with $-\pi < \phi_q \leq \pi$, is the angle between the wave vector \mathbf{q} and the in-plane magnetization, and the quantity $\tau_{so} \left(\equiv \frac{m_e \lambda^2}{\hbar} \right)$ has the dimension of time which characterizes the strength of the SO interaction. Making use of Eq. (15), one can rewrite Eq. (18) as follows

$$(\kappa - q) \left[\omega^2 - s^2 (\kappa + q)^2 - \mathcal{P} \omega_B^2 \omega \tau_{so} \sin \phi_q \right] = 0. \quad (19)$$

While the solution $\kappa = q$ gives the bulk frequency of $\omega = \omega_B$ as can be easily seen from Eq. (15), the general surface plasmon frequency is given by the equation

$$\omega^2 - s^2 (\kappa + q)^2 - \mathcal{P} \omega_B^2 \omega \tau_{so} \sin \phi_q = 0. \quad (20)$$

It is instructive to first examine the solutions in the long wavelength limit ($q \rightarrow 0$) for which Eq. (20) reduces to

$$2\omega^2 - \omega_B^2 - \mathcal{P} \omega_B^2 \omega \tau_{so} \sin \phi_q = 0. \quad (21)$$

Equation (21) has two possible solutions

$$\omega_+ = \frac{\omega_S}{2} \left[\mathcal{P} \omega_S \tau_{so} \sin \phi_q + \sqrt{4 + (\mathcal{P} \omega_S \tau_{so} \sin \phi_q)^2} \right] \quad (22a)$$

$$\omega_- = \frac{\omega_S}{2} \left[\mathcal{P} \omega_S \tau_{so} \sin \phi_q - \sqrt{4 + (\mathcal{P} \omega_S \tau_{so} \sin \phi_q)^2} \right], \quad (22b)$$

where $\omega_S = \frac{\omega_B}{\sqrt{2}}$ is the 3D surface plasmon frequency at $q = 0$. We observe that, for any angle ϕ_q , the solution ω_+ is positive whereas the ω_- solution is negative. Moreover, the solutions satisfy the relation $\omega_+(-\phi_q) = -\omega_- (\phi_q)$. The existence of two solutions connected in this manner is a necessary condition for being able to construct real solutions of the hydrodynamic equations. Physically, the two solutions *together* describe a single chiral wave whose frequency is determined, for each wave vector \mathbf{q} (specified by its magnitude q and angle ϕ_q) by the positive branch $\omega_+(\mathbf{q})$. A real wave that propagates in the direction of \mathbf{q} is described by the superposition $e^{i\mathbf{q} \cdot \mathbf{r}} e^{-i\omega_+(\mathbf{q})t} + e^{-i\mathbf{q} \cdot \mathbf{r}} e^{-i\omega_-(-\mathbf{q})t}$, where we have used the fact that changing the sign of ϕ_q amounts to reversing

the direction of \mathbf{q} . Similarly, a real wave that propagates in the direction of $-\mathbf{q}$ is described by the superposition $e^{-i\mathbf{q}\cdot\mathbf{r}}e^{-i\omega_+(-\mathbf{q})t} + e^{i\mathbf{q}\cdot\mathbf{r}}e^{-i\omega_-(-\mathbf{q})t}$. Crucially, the two waves, with wave vectors \mathbf{q} and $-\mathbf{q}$ respectively, exhibit different phase velocities, and different dependences on material parameters such as the strength of the SO interaction characterized τ_{so} , spin polarization \mathcal{P} , etc.

Another interesting feature of the 3D ferromagnetic surface plasmon is that the decay length κ^{-1} behaves quite differently for waves that propagate in opposite directions. More specifically, if the decay length κ^{-1} evaluated from Eq. (15) with $\omega = \omega_+(\mathbf{q})$ increases with increasing value of $|\mathcal{P}\omega_S\tau_{so}|$ for surface plasmons propagating along \mathbf{q} direction, then it must decrease with increasing value of $|\mathcal{P}\omega_S\tau_{so}|$ for those propagating along $-\mathbf{q}$ direction. This can be easily observed in the long wavelength limit for which ω_+ is explicitly given by Eq. (22a). Furthermore, we note that when the product $|\mathcal{P}\omega_S\tau_{so}|$ becomes sufficiently large, the surface plasmon mode is forbidden in a range of directions where κ remains imaginary (physically this means that the surface mode merges with the bulk mode in these directions). For the long wavelength limit, one can show that when $|\mathcal{P}\omega_S\tau_{so}| > \frac{1}{\sqrt{2}}$, there exist two intervals for the plasmon propagation angle $\phi_q \in [\phi_q^{crit} - \pi, -\phi_q^{crit}] \cup [\phi_q^{crit}, \pi - \phi_q^{crit}]$ with $\phi_q^{crit} = \arcsin\left(\frac{1}{\sqrt{2}|\mathcal{P}\omega_S\tau_{so}|}\right)$, in which surface mode is absent, as shown schematically in Fig. 1(d).

In Fig. 1, we show the ferromagnetic surface plasmon frequency as a function of the direction and the magnitude of the wave vector \mathbf{q} . For a given $q (= 0.1k_F)$, the surface plasmon frequency exhibits a sinusoidal-like dependence on ϕ_q as shown in Fig. 1(b): It reaches a maximum at $\phi_q = +\frac{\pi}{2}$ and a minimum at $\phi_q = -\frac{\pi}{2}$ (i.e., when the surface plasmon propagates in directions perpendicular to the magnetization), and coincides with the normal surface plasmon frequency in the absence of SO interaction (indicated by the black dotted line) when the surface plasmon propagates parallel or antiparallel to the magnetization (i.e., $\phi_q = 0$ or π).

Fig. 1(c) shows the surface plasmon frequency as a function of the magnitude of the plasmon wave vector for three different directions of propagation, $\phi_q = -\frac{\pi}{2}, 0, \frac{\pi}{2}$. We note that while ω_+ grows monotonically with q for all three directions, their frequencies remain non-degenerate for any q due to the presence of the SO interaction. One interesting consequence of the anisotropic dispersion is that the phase velocities, given by $\frac{\omega_+(\mathbf{q})}{q}$, for surface plasmons propagating in opposite directions ($\phi_q \neq 0, \pi$) are always different: this implies that as long as the direction of propagation deviates from the direction of the magnetization, no standing wave can be formed for surface plasmons.

In Fig. 2, we show the dependences of the frequency ω_+ and decaying length κ^{-1} of the surface plasmons on the

strength of the SO interaction characterized by $\omega_B\tau_{so}$. As the effect of the SO interaction is most prominent for surface plasmons propagating in the directions perpendicular to the magnetization, we shall focus on the cases of $\phi_q = -\frac{\pi}{2}$ and $\frac{\pi}{2}$ for a finite magnitude of the wave vector q . Consistent with the qualitative analysis we performed for the long wave length limit, we find that for surface plasmons propagating at an angle $\phi_q = -\frac{\pi}{2}$ with respect to the magnetization, both ω_+ and κ^{-1} decrease monotonically with increasing $\omega_B\tau_{so}$, whereas for those propagating in the opposite direction (i.e., $\phi_q = \frac{\pi}{2}$) both ω_+ and κ^{-1} increase monotonically with increasing $\omega_B\tau_{so}$ and are terminated when τ_{so} reaches a certain threshold (indicated by the vertical dashed line in the Fig. 2) where the decay length κ^{-1} diverges as ω^2 approaches $\omega_B^2 + s^2q^2$ (cf. Eq. (15)) and the surface mode merges into the bulk mode²⁹.

IV. SOLUTION IN TWO DIMENSIONS

An exact treatment of the electrostatics in a two-dimensional plane is quite more complicated than in 3D, due to the fact that the electric field exists in the whole three-dimensional space, while the electron density is confined to a plane. Fortunately, the treatment can be greatly simplified by making the approximation adopted by Fetter¹⁹ in his treatment of the two-dimensional edge magnetoplasmon, namely replacing the exact electrostatic Green's function (the nonlocal kernel that connects the density to the potential in the plane) by an approximate Green's function that has the same integrated area and second moment. What is lost in the approximation is a weak logarithmic dependence of the edge magnetoplasmon frequency on the magnitude of the wave vector, $\omega \sim q|\ln q|$, which is confirmed by a more accurate treatment making use of the Wiener-Hopf technique.^{18,30} This is not a very serious drawback in our case, since the long wavelength dispersion continues to be largely controlled by classical electrostatics, which mandates a \sqrt{q} dependence. With this approximation, the equations remain essentially the same as in 3D, except that Eq. (29), connecting the potential to the density, takes the slightly different form

$$\varphi = \frac{4\pi e|q|}{\kappa^2 - 2q^2}\delta n. \quad (23)$$

We let the electron liquid be confined to the y - z plane, and consider the edge plasmon localized in the z -direction and propagating in the y -direction, while the magnetization is along the x axis, perpendicular to the electron liquid (since the plasmon only propagates in the y -direction, we have suppressed the subscript for the wave vector q). Combining Eq. (23) with the set of equations (13a-13c) (with \mathbf{q} replaced by $q\hat{\mathbf{y}}$), we arrive at the equation relating the edge plasmon frequency ω and the decaying constant κ , i.e.,

$$\kappa^4 - \kappa^2(k_0^2 + k_\omega^2 + 3q^2) + 2q^2(k_\omega^2 + q^2) = 0, \quad (24)$$

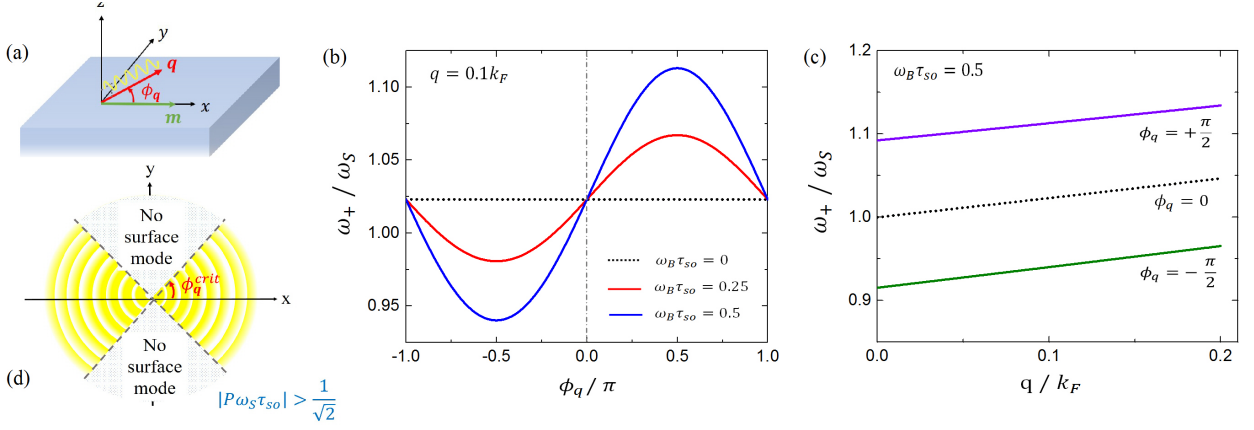


FIG. 1. Variation of the 3D ferromagnetic surface plasmon frequency ω_+ (scaled by ω_S) with the in-plane wave vector \mathbf{q} . The set-up of the system is shown schematically in panel (a) with ϕ_q defined as the angle between the direction of propagation of the surface plasmon and the direction of magnetization fixed on the x -axis. Panel (b) shows ω_+ as a function of ϕ_q at a fixed magnitude of the wave vector of $q = 0.1k_F$ for several different values of τ_{so} (scaled by ω_B^{-1}), panel (c) shows ω_+ as a function of the magnitude of the wave vector q for several different angles ϕ_q with a given SO interaction strength $\omega_B \tau_{so} = 0.5$, and panel (d) is a schematic picture showing the range of ϕ_q (plasmon propagation directions) for which the surface mode is forbidden when the quantity $|\mathcal{P}\omega_S\tau_{so}|$ is greater than $\frac{1}{\sqrt{2}}$.

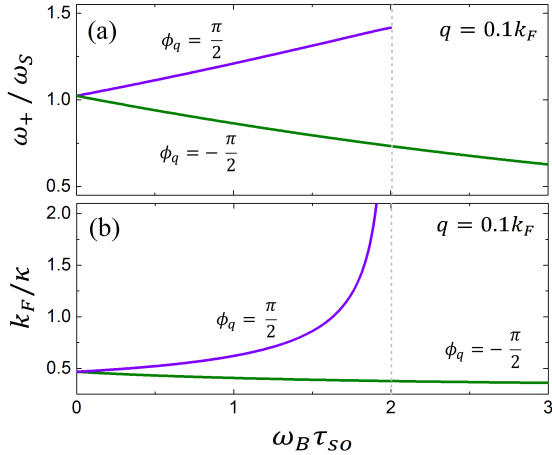


FIG. 2. Dependence of 3D ferromagnetic surface plasmon on the strength of the SOC (characterized by $\omega_B \tau_{so}$): (a) The ferromagnetic surface plasmon frequency ω (scaled by ω_S) as a function of $\omega_B \tau_{so}$ and (b) the decay length of the surface mode given by κ^{-1} as a function of $\omega_B \tau_{so}$ at a given magnitude of wave vector $q = 0.1k_F$, including two opposite propagation directions: $\phi_q = \frac{\pi}{2}$ and $-\frac{\pi}{2}$ respectively.

where we have defined

$$k_\omega^2 \equiv \frac{\omega_q^2 - \omega^2}{s^2} \text{ and } k_0^2 \equiv \frac{\omega_q^2}{s^2} \quad (25)$$

with $\omega_q = \sqrt{\frac{2\pi n_0 e^2 |q|}{m_e}}$ the bulk 2D plasmon frequency.

The equation has two solutions:

$$\kappa_{1,2}^2 = \frac{1}{2} [k_0^2 + k_\omega^2 + 3q^2 \pm \sqrt{(k_0^2 + k_\omega^2)^2 + q^2 (6k_0^2 - 2k_\omega^2 + q^2)}] \quad (26)$$

Similar to the 3D case, we write the general solutions for the electrostatic potential and the electron density fluctuation as follows

$$\begin{aligned} \varphi &= \varphi_1 e^{\kappa_1 z} e^{iqy} + \varphi_2 e^{\kappa_2 z} e^{iqy}, \quad z < 0 \\ \varphi &= \varphi_0 e^{-\sqrt{2}qz} e^{iqy}, \quad z > 0 \end{aligned} \quad (27)$$

$$\delta n = \frac{1}{4\pi e |q|} [(\kappa_1^2 - 2q^2) \varphi_1 e^{\kappa_1 z} + (\kappa_2^2 - 2q^2) \varphi_2 e^{\kappa_2 z}] e^{iqy}, \quad (28)$$

where we have suppressed the common time-dependent components. The general solution for the density fluctuation δn was derived by invoking the approximate Poisson relation (23). Putting these equations in the boundary conditions, we derive the following equation for ω , the solution of which gives the edge plasmon frequency, i.e.,

$$\frac{\kappa_1 (\kappa_1^2 - 2q^2 - 2k_0^2) + 2\mathcal{P}k_0^2 \omega \tau_{so} q m_x}{\kappa_2 (\kappa_2^2 - 2q^2 - 2k_0^2) + 2\mathcal{P}k_0^2 \omega \tau_{so} q m_x} = \frac{\kappa_1 + \sqrt{2}|q|}{\kappa_2 + \sqrt{2}|q|}. \quad (29)$$

Note that the magnetization enters the dispersion relation only through the x -component of the magnetization (i.e., the one perpendicular to the plane of the 2D electron liquid). This can be understood as follows: The

magnetization enters the formula for the anomalous velocity as $\mathbf{v}_a \sim \hat{\mathbf{m}} \times \nabla \varphi$; as the surface plasmon propagates along the edge in the y -direction, only the x -component of the magnetization generates an anomalous velocity in the z -direction (perpendicular to the edge), which affects the boundary condition and hence the edge plasmon frequency.

In the long wavelength limit, we obtain simpler forms for κ_1 and κ_2 by keeping only leading order terms in q , i.e.,

$$\kappa_1 \simeq C_\omega |q| + O(q^3) \quad (30)$$

with $C_\omega^2 = \frac{\omega_q^2 - \omega^2}{\omega_q^2 - \frac{1}{2}\omega^2}$ and

$$\kappa_2 \simeq \frac{1}{s} \sqrt{2\omega_q^2 - \omega^2} + O(q^2). \quad (31)$$

Making use of these expressions, the general equation (29) can be reduced to

$$\omega^2 - \frac{2}{3}\omega_q^2 + \frac{2\sqrt{2}}{3}\mathcal{P}\omega_q^2\tau_{so}m_x = 0, \quad (32)$$

where we have made the approximation of $C_\omega \simeq \frac{\sqrt{2}}{2}$ by taking ω to be the unperturbed edge plasmon frequency $\omega^{(0)} = \sqrt{\frac{2}{3}}\omega_q$.¹⁹ This equation has two solutions,

$$\omega_+ = \frac{\sqrt{2}}{3}\omega_q \left[\sqrt{3 + (\mathcal{P}\omega_q\tau_{so}m_x)^2} - \mathcal{P}\omega_q\tau_{so}m_x \text{sgn}(q) \right] \quad (33)$$

and

$$\omega_- = -\frac{\sqrt{2}}{3}\omega_q \left[\sqrt{3 + (\mathcal{P}\omega_q\tau_{so}m_x)^2} + \mathcal{P}\omega_q\tau_{so}m_x \text{sgn}(q) \right]. \quad (34)$$

Notice that in the absence of the SO interaction, we recover the unperturbed edge plasmon frequency. As in the 3D case, the reality of the classical wave fields requires $\omega_+(-q) = -\omega_-(q)$, which shows the solutions of opposite frequencies and momenta to be parts of the same wave. Also, reversing the direction of propagation of the edge plasmon is equivalent to reversing the direction of the magnetization direction: therefore we find $\omega_+(-\mathbf{m}) = -\omega_-(\mathbf{m})$ as expected. For this reason, we shall concentrate on the positive solution ω_+ of the 2D ferromagnetic edge plasmons in the following discussions.

Properties of the 2D ferromagnetic edge plasmon at finite wavelength are readily obtained by numerically solving Eq. (29). In Fig. 3(a), we plot ω_+ as a function of wave vector q with the magnetization direction (denoted by \mathbf{m}) fixed in the x -direction. In the absence of the SO interaction (i.e., $\omega_{k_F}\tau_{so} = 0$), ω_+ is symmetric in q as indicated by the black dotted lines. The frequency of the left-propagating mode increases with increasing strength of the SO interaction, whereas that of the right-propagating mode decreases. In addition, we observe that the left-

and right-propagating modes remain gapless at $q = 0$, in contrast to the 2D edge magnetoplasmon¹⁹, which develops a gap in one direction. We will come back to this point in the next section when we compare the ferromagnetic surface plasmon with the more familiar surface magnetoplasmon. A similar chiral plasmon dispersion was also found in massive Dirac systems²².

In Fig. 3(b), we plot ω_+ as a function of the polar angle θ_M between the magnetization and the x -axis for a right-propagating wave with a given wave vector of $q = 0.1k_F$ where k_F is the Fermi wavelength. The extremes in ω_+ occur when the magnetization is perpendicular to the plane of the 2D electron fluid with a maximum at $\theta_M = \pi$ and a minimum at $\theta_M = 0$. The SO interaction has no effect on the edge ferromagnetic plasmon when the magnetization lies in the plane of the 2D electron fluid as shown by the crossing point at $\theta_M = \frac{\pi}{2}$.

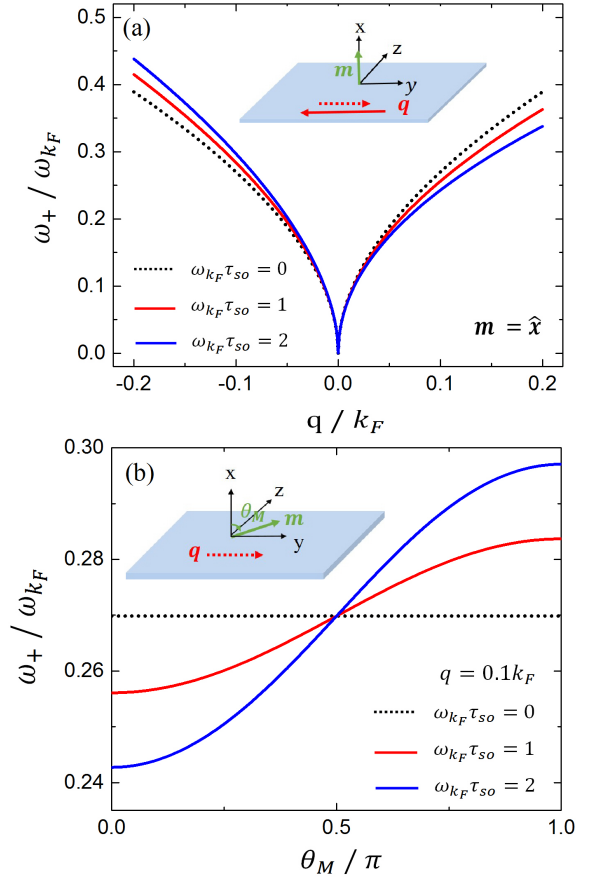


FIG. 3. Dependence of the 2D ferromagnetic edge plasmon frequency (scaled with bulk plasmon frequency with $q = k_F$) on (a) the wave vector along the y -direction with magnetization direction (denoted by \mathbf{m}) fixed in the x -direction and (b) angle θ_M between the magnetization \mathbf{m} and the x -direction (i.e., the normal direction of 2D electron liquid plane), including three different strengths of the SO interaction.

Lastly in Fig. 4, we show the variations of the frequency ω_+ and decaying lengths κ_1^{-1} and κ_2^{-1} , given

by Eq. (26)), as functions of the strength of the SO interaction. For the right-propagating mode (i.e., $q = 0.1k_F$), both ω_+ and κ_i^{-1} ($i = 1, 2$) decrease with increasing $\omega_{k_F}\tau_{so}$, whereas for left-propagating mode (i.e., $q = -0.1k_F$) both ω_+ and κ_i^{-1} ($i = 1, 2$) increase monotonically with increasing $\omega_{k_F}\tau_{so}$ and terminate, similar to the 3D case, when $\omega_{k_F}\tau_{so}$ reaches a threshold (as indicated by the vertical dashed line) beyond which the edge mode merges with the bulk mode.

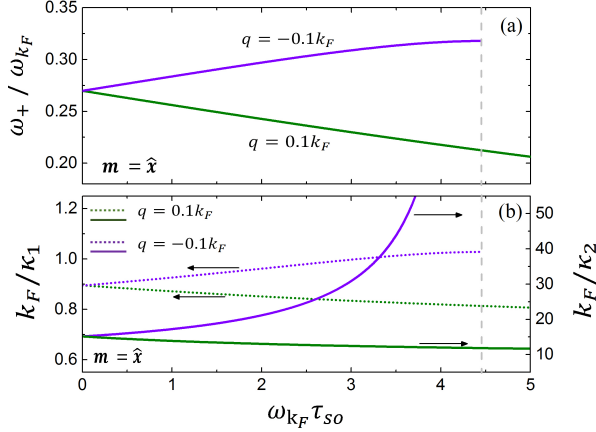


FIG. 4. (a) Variation of the edge ferromagnetic surface plasmon frequency ω vs SO interaction strength parameter $\omega_{k_F}\tau_{so}$ and (b) variation of the decay lengths of the edge modes $\kappa_{1,2}^{-1}$ vs $\omega_{k_F}\tau_{so}$. Two opposite wave vectors $q = 0.1k_F$ and $q = -0.1k_F$ are considered. The vertical grey dashed lines indicate the critical magnitude of the SO interaction beyond which the edge mode with $q = -0.1k_F$ no longer exists.

V. DISCUSSION

A. Comparison with surface and edge magnetoplasmon

Now that we have thoroughly investigated both the surface and edge plasmons in 3D and 2D ferromagnetic conductors, it is worthwhile discussing the features that distinguish them from the classical surface or edge magnetoplasmons. In the classic magnetoplasmon, the direction dependence of the plasmon dispersion arises from the Lorentz force exerted by the applied magnetic field, while in the present case there is no magnetic field, but an anomalous velocity connecting the collective charge oscillation with the bulk magnetization. In addition, we note that the anomalous velocity term plays a role in altering surface ferromagnetic plasmon frequency only through the boundary conditions, whereas the Lorentz force contributes to the time rate of change of the canonical current (or momentum) density and hence enters the bulk Euler equation¹⁹. These essential differences are re-

flected in the dispersion relations. Qualitative differences emerge already in the long wavelength limit, as we show below.

For a surface magnetoplasmon that propagates in the (x, y) plane, with magnetic field lying in the same plane, the $q \rightarrow 0$ limit of the dispersion is given by

$$\omega_{mp}^{3D}(\phi_q) = \frac{\omega_c \sin \phi_q}{2} + \sqrt{\frac{\omega_c^2 \sin^2 \phi_q}{4} + \frac{\omega_B^2 + \omega_c^2 \cos^2 \phi_q}{2}}, \quad (35)$$

where $\omega_c (> 0)$ is the cyclotron frequency and ϕ_q is the angle between \mathbf{q} and the applied magnetic field. A detailed derivation of surface magnetoplasmon dispersion with arbitrary propagation direction is presented in Appendix A. For plasmons propagating perpendicular to the in-plane magnetic field, i.e., $\phi_q = \pm \frac{\pi}{2}$, Eq. (35) reduces to

$$\omega_{mp,\perp}^{3D} = \frac{1}{2} \left(\sqrt{\omega_c^2 + 2\omega_B^2} \pm \omega_c \right). \quad (36)$$

which is exactly the result for the special case discussed by Fetter¹⁹. The general dispersion (35) also shows that even when the plasmon wave vector is collinear with the magnetic field (i.e., when $\phi_q = 0$), the magnetic field still gives rise to a correction to the surface magnetoplasmon frequency of second order in ω_c , i.e.,

$$\omega_{mp,\parallel}^{3D} = \sqrt{\frac{\omega_B^2 + \omega_c^2}{2}}, \quad (37)$$

This may seem a little counterintuitive at first glance as one may think the Lorentz force, given by $\frac{e}{c} \mathbf{j} \times \mathbf{H}$ with \mathbf{H} and \mathbf{j} the magnetic field and the current density respectively, would vanish in this geometry; however, this is in fact not the case since the in-plane current density is in general *not* parallel to the wave vector in the presence of the magnetic field (see Appendix A for the general relation between \mathbf{j} and \mathbf{q} : the component of the electric field perpendicular to the surface combines with the magnetic field to produce a drift velocity perpendicular to the magnetic field). In addition, due to mirror symmetry about the plane perpendicular to the magnetic field, the frequencies of surface plasmons propagating parallel or antiparallel to the applied magnetic field must be identical, giving rise to an effect of the order of $O(\omega_c^2)$. Although the frequency of the ferromagnetic surface plasmons also remains finite at $q = 0$, it reduces to the normal surface plasmon frequency of $\omega_S = \frac{\omega_B}{\sqrt{2}}$ when the propagation direction of the plasmon waves become collinear with the in-plane magnetization (i.e., $\phi_q = 0$ or π). The reason for this different behavior is that the anomalous velocity ceases to be operative in the boundary condition for the current density when \mathbf{q} is parallel to $\hat{\mathbf{m}}$ (see Eq. (11)). Another difference is that surface magnetoplasmons in the long wavelength limit remain well defined for all directions of \mathbf{q} and all values of the magnetic field, at variance with ferromagnetic plasmons which in certain

directions may merge with the bulk plasmons when the SO interaction is strong enough.

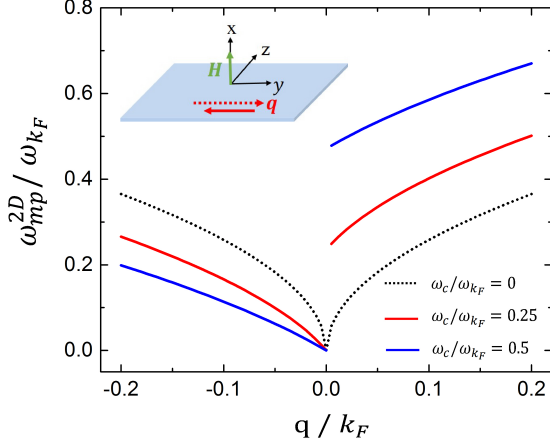


FIG. 5. 2D edge magnetoplasmon dispersion relation with the external magnetic field (denoted by \mathbf{H}) fixed in the x -direction, for three different magnitudes of \mathbf{H} .

More significant differences arise in two dimensions. Quoting from Ref. 19 the dispersion of the low-frequency edge magnetoplasmon for $q \rightarrow 0$ is

$$\omega_{mp}^{2D} = \frac{\sqrt{2}}{3} \left[\sqrt{3\omega_q^2 + \omega_c^2} + \omega_c \text{sgn}(q) \right], \quad (38)$$

where $\omega_c > 0$ is the cyclotron frequency, and $\omega_q \left(= \sqrt{\frac{2\pi n_0 e^2 |q|}{m_e}} \right)$ is the bulk 2D plasmon frequency. We see that in this case the right-propagating mode with $q > 0$ is gapped and approaches a frequency $\frac{2\sqrt{2}}{3}\omega_c$ in the long wavelength limit, whereas the left-propagating mode with $q < 0$ has a frequency that goes to zero linearly for $q \rightarrow 0$, as shown in Fig. 5. This is quite different from the ferromagnetic edge plasmons, where both right- and left propagating waves have a dispersion $\omega \propto \omega_q \propto \sqrt{q}$ for $q \rightarrow 0$, only with different proportionality constants in the two directions, as shown by Fig. 3(a).

B. Material considerations

In transition metal ferromagnets, contributions to the anomalous Hall effect due to the intrinsic or side jump mechanism can be attributed to an anomalous velocity³¹ which, in the present paper, has been shown to play an essential role in imparting chiral properties to the ferromagnetic surface plasmons. Consequently, one would expect the ferromagnetic surface plasmons to be observable in transition metal ferromagnets with large anomalous Hall effect. To obtain some order of magnitude estimate for the anisotropy of the ferromagnetic surface plasmon frequency in the long wavelength limit, as parameterized

by $\eta_S \equiv \frac{\omega(\phi_q = \frac{\pi}{2}) - \omega(\phi_q = 0)}{\omega(\phi_q = 0)}$, let us consider the anomalous Hall conductivity due to side jump, which is given by $\sigma_{yx}^{sj} \sim \frac{n_0 e^2}{\hbar} \lambda^2$.^{32–34} The effective Compton wavelength λ can thus be estimated from the experimentally accessible anomalous Hall angle $\theta_{ah} \left(\equiv \frac{\sigma_{yx}}{\sigma_{xx}}, \text{ with } \sigma_{xx} = \frac{e^2 n_0 \tau}{m_e} \right)$ the longitudinal conductivity) by $\tau_{so} = \frac{m_e \lambda^2}{\hbar} = \theta_{ah} \tau$ where τ is the momentum relaxation time. Taking the parameters $\tau \sim 10^{-14}$ s, $\theta_{ah} = 0.01$, $\mathcal{P} = 0.5$, $\omega_B \sim 50$ THz³⁵, we find $\tau_{so} = 0.1$ fs and $\omega_B \tau_{so} = 0.005$ which lead to $\eta_S \sim 0.1\%$.

Another promising class of materials to observe the 3D ferromagnetic surface plasmons are the diluted magnetic semiconductors³⁶. For example, using the following material parameters for GaMnAs: $\omega_B \sim 100$ THz, $\lambda^2 \simeq 4.4 \text{ \AA}^2$, $m_e \sim 10^{-31}$ kg,^{21,37} we find $\tau_{so} = 0.01$ fs and $\omega_B \tau_{so} = 0.001$ for which the parameter characterizing the anisotropy of the ferromagnetic surface plasmon frequency is evaluated to be $\eta_S \sim 0.01\%$.

In addition to the surfaces of ferromagnetic single layers, it has been shown that the interface between a heavy metal and a ferromagnetic insulator may be host to both strong SO interaction and magnetism^{38–40}. Therefore, bilayer structures such as Pt/YIG, Au/YIG and etc. may be explored as another platform for probing the surface ferromagnetic plasmons. Recently, spin current generated by surface plasmon resonance was observed⁴¹ in a bilayer of Pt/BiY₂Fe₅O₁₂ with Au nanoparticle embedded in the Pt layer, indicating the existence of a coupling between surface plasmons and magnetic ordering in such heterostructures.

Ferromagnetic *edge* plasmons can also be hosted in various systems. One possibility is the generation of edge plasmons in the conducting surface of magnetic topological insulators. For instance, the quantum anomalous Hall effect was observed in magnetically doped topological insulator (Bi,Sb)₂Te₃⁴² with quantized anomalous Hall conductivity of $\sigma_{yx}^{QAH} \simeq \frac{e^2}{h}$. Given this value, one can estimate the effective “Compton wavelength” to be $\lambda^2 \simeq 5 \text{ \AA}^2$.⁴³

Similar to the 3D ferromagnetic surface plasmons, we can define a quantity $\gamma_E = \frac{\omega(q) - \omega(-q)}{\omega(q)} \Big|_{q \rightarrow 0}$ to characterize the chirality of the 2D ferromagnetic edge plasmons. If we use typical values of the parameters for topological insulators⁴⁴ ($\omega_q \sim 1$ THz, $m_e \sim 10^{-31}$ kg), we find $\gamma_E \sim 0.02\%$.

Another system that may provide interesting results for the 2D ferromagnetic edge plasmons is the 2D electron gas formed at the interface of two dielectric perovskites, such as LaAlO₃/SrTiO₃⁴⁵ or LaTiO₃/SrTiO₃⁴⁶. The recent observation of ferromagnetism at LaAlO₃/SrTiO₃ interfaces⁴⁷ is of great relevance for the present study, providing a realization of a high-mobility magnetic 2D electron gas.

VI. CONCLUSION

A new type of surface plasmon, which does not depend on the Lorentz force but on the spin-orbit coupling to the magnetization, has been identified. We call it “ferromagnetic surface plasmon”. The frequency and the angular dependence of the ferromagnetic surface plasmon can be controlled by varying the direction and the magnitude of the bulk magnetization. Because the magnetization of a ferromagnetic system is a dynamical variable with its own intrinsic oscillations (spin waves or magnons) our results foreshadow the exciting possibility of a coupling between spin waves and surface or edge plasmons. Such a coupling could be exploited to control the plasmon dispersion by acting on the magnetization via a magnetic field or a current, or, reciprocally, to induce changes in the magnetization by pumping surface plasmons in a ferromagnetic material. Such possibilities, if realized, could create an unexpected link between the two apparently distant fields of plasmonics and spintronics.

VII. ACKNOWLEDGEMENTS

We thank Alessandro Principi and Olle G. Heinonen for helpful discussions. G.V. and S.S.-L.Z gratefully acknowledge support for this work from NSF Grant DMR-1406568. Part of the work done by S.S.-L.Z at Argonne National Laboratory was supported by the Department of Energy, Office of Science, Basic Energy Sciences, Materials Sciences and Engineering Division.

Appendix A: 3D surface magnetoplasmon with arbitrary propagation direction

In an earlier paper¹⁹, Fetter studied the dispersion of the surface magnetoplasmons for the special case in which both the propagation direction of the plasmon waves and the applied magnetic field are lying in the plane of the surface and perpendicular to each other. In this appendix, we examine the more general case where the plasmons propagate in any arbitrary direction. To be more specific, we consider surface plasmons in a semi-infinite metal layer occupying the space $z < 0$ and the magnetic field is applied in the $\hat{\mathbf{x}}$ direction parallel to the surface of the metal layer.

Let us start with the following set of bulk Hydrodynamic equations, which include the current continuity equation

$$\frac{\partial \delta n}{\partial t} + \nabla \cdot \mathbf{j} = 0 \quad (\text{A1})$$

with \mathbf{j} the number current density, the Euler equation involving the Lorentz force term associated with the cyclotron frequency ω_c

$$\frac{\partial \mathbf{j}}{\partial t} = -s^2 \nabla \delta n + \frac{en_0}{m_e} \nabla \varphi + \omega_c \hat{\mathbf{x}} \times \mathbf{j}, \quad (\text{A2})$$

and the Poisson's equation for the electrostatic potential φ given by

$$\nabla^2 \varphi = 4\pi e \delta n. \quad (\text{A3})$$

Note that in the exterior of the metal layer ($z > 0$) the electrons are absent and hence the Poisson equation reduces to a Laplacian equation

$$\nabla^2 \varphi = 0. \quad (\text{A4})$$

Assuming translational invariance in the x - y plane, we seek solutions in the form of plane waves of wave vector \mathbf{q} but decays exponentially along the z direction towards the bulk ($z < 0$), i.e., $\Psi(\mathbf{r}, z; t) \sim e^{\kappa z} e^{i(\mathbf{q} \cdot \mathbf{r} - \omega t)}$ where Ψ stands for the various hydrodynamic variables under consideration (e.g., δn , \mathbf{j} , φ and etc.), $\kappa (> 0)$ is the decaying constant, and both \mathbf{q} and \mathbf{r} lie in the x - y plane. Inserting this ansatz in the bulk hydrodynamic equations, we find a set of linear algebraic equations for the hydrodynamic variables, i.e.,

$$-i\omega \delta n + \kappa j_z + i\mathbf{q} \cdot \mathbf{j}_{\parallel} = 0 \quad (\text{A5a})$$

$$-i\omega j_x + iq_x \left(s^2 \delta n - \frac{en_0}{m_e} \varphi \right) = 0 \quad (\text{A5b})$$

$$-i\omega j_y + iq_y \left(s^2 \delta n - \frac{en_0}{m_e} \varphi \right) + \omega_c j_z = 0 \quad (\text{A5c})$$

$$-i\omega j_z + \kappa \left(s^2 \delta n - \frac{en_0}{m_e} \varphi \right) - \omega_c j_y = 0, \quad (\text{A5d})$$

where $\mathbf{j}_{\parallel} = (j_x, j_y)$ are the in-plane components of the current density, and the Poisson equation (A3) establishes a relation between δn and φ as

$$\varphi = \frac{4\pi e}{\kappa^2 - q^2} \delta n. \quad (\text{A6})$$

Note that the above equations are invariant under $\mathbf{q} \rightarrow -\mathbf{q}$, $\omega \rightarrow -\omega$ and a complex conjugation, as required by the reality of the electromagnetic waves. It is straightforward to show that the set of equations (A5) have nontrivial solutions only if the following equation is satisfied

$$(\kappa^2 - q^2)^2 - \left[k_{\omega}^2 - \left(\frac{q_x \omega_c}{\omega} \right)^2 \right] (\kappa^2 - q^2) - \left(\frac{q_x \omega_B \omega_c}{s\omega} \right)^2 = 0, \quad (\text{A7})$$

where $\omega_B \equiv \sqrt{\frac{4\pi n_0 e^2}{m_e}}$ is the 3D bulk plasma frequency, and we have defined

$$k_\omega^2 \equiv \frac{\omega_B^2 + \omega_c^2 - \omega^2}{s^2}.$$

Note that κ may have two positive solutions as given by

$$\kappa_{1,2}^2 = q^2 + \frac{1}{2} \left[k_\omega^2 - \frac{q_x^2 \omega_c^2}{\omega^2} \pm \sqrt{\left(k_\omega^2 - \frac{q_x^2 \omega_c^2}{\omega^2} \right)^2 + \left(\frac{2q_x \omega_B \omega_c}{s\omega} \right)^2} \right] \quad (\text{A8})$$

where κ_1 and κ_2 correspond to the solutions with the + sign and the - sign respectively. Having found the decaying constants for the hydrodynamic variables, we can now write down the general solutions for electrostatic potential φ and the electron density fluctuation δn as follows

$$\varphi = e^{i\mathbf{q}\cdot\mathbf{r}} \times \begin{cases} \varphi_1 e^{\kappa_1 z} + \varphi_2 e^{\kappa_2 z}, & z < 0 \\ \varphi_0 e^{-qz}, & z > 0 \end{cases} \quad (\text{A9})$$

and

$$\delta n = \frac{e^{i\mathbf{q}\cdot\mathbf{r}}}{4\pi e} [\varphi_1 (\kappa_1^2 - q^2) e^{\kappa_1 z} + \varphi_2 (\kappa_2^2 - q^2) e^{\kappa_2 z}], \quad (\text{A10})$$

where we have invoked Eq. (A6) in deriving the expression for δn , and note that we have dropped the common time-dependent multiplier $e^{-i\omega t}$ for ease of notation. Similarly, one can write down the general solution for the normal component of the current density as

$$4\pi e j_z = (\varphi_1 \mathcal{J}_1 e^{\kappa_1 z} + \varphi_2 \mathcal{J}_2 e^{\kappa_2 z}) e^{i\mathbf{q}\cdot\mathbf{r}}, \quad (\text{A11})$$

where we have defined the quantities

$$\mathcal{J}_\alpha = i [\omega_B^2 - s^2 (\kappa_\alpha^2 - q^2)] \left(\frac{\omega \kappa_\alpha + \omega_c q_y}{\omega^2 - \omega_c^2} \right) \quad (\text{A12})$$

with $\alpha = 1, 2$.

Now by imposing the boundary conditions, i.e., the continuity of φ and $\partial_z \varphi$ as well as the condition $j_z = 0$ at the surface $z = 0$, we arrive at a general equation that determines the dispersion of the surface magnetoplasmon

$$(\kappa_1 + q) \mathcal{J}_2 - (\kappa_2 + q) \mathcal{J}_1 = 0. \quad (\text{A13})$$

Despite the complicated appearance of the general dispersion equation, its solutions of interests in the long wavelength limit in fact can be solved analytically. Up

to $O(q^1)$, the two decaying constants given by Eq. (A8) reduce to

$$\kappa_1^2 \rightarrow \frac{\omega_B^2 + \omega_c^2 - \omega^2}{s^2} \quad (\text{A14})$$

and

$$\kappa_2^2 \rightarrow q^2 \left[1 - \frac{(\omega_B \omega_c \cos \phi_q)^2}{\omega^2 (\omega_B^2 + \omega_c^2 - \omega^2)} \right], \quad (\text{A15})$$

where we have let $q_x = q \cos \phi_q$ and $q_y = q \sin \phi_q$. By plugging Eqs. (A14) and (A15) in Eq. (A13) and making some rearrangements, we arrive at a simpler equation for the dispersion

$$(\omega_c^2 - \omega^2) \left[2\omega^2 - 2\omega_c \omega \sin \phi_q - (\omega_c \cos \phi_q)^2 - \omega_B^2 \right] = 0. \quad (\text{A16})$$

Discarding the unphysical solution of $\omega = \omega_c$, the surface magnetoplasmon frequency in the $q \rightarrow 0$ limit is given by

$$\omega_{mp}^{3D}(\phi_q) = \frac{\omega_c \sin \phi_q}{2} + \sqrt{\frac{\omega_c^2 \sin^2 \phi_q}{4} + \frac{\omega_B^2 + \omega_c^2 \cos^2 \phi_q}{2}}. \quad (\text{A17})$$

Interestingly, the magnetic field gives rise to a correction to the surface magnetoplasmon frequency even when the plasmons propagate along the direction of the magnetic field; this can be seen by setting $\phi_q = 0$ or π for which the dispersion relation reduces to

$$\omega_{mp,\parallel}^{3D} = \sqrt{\frac{\omega_B^2 + \omega_c^2}{2}}. \quad (\text{A18})$$

This can be understood since it is the velocity density \mathbf{v} (which is parallel to the current density $\mathbf{j} = n_0 \mathbf{v}$) that enters the bulk hydrodynamic equation via the Lorentz force of the form $\mathbf{F}_l = \frac{e}{c} \mathbf{v} \times \mathbf{H}$ with \mathbf{H} the applied magnetic field; the velocity density, however, is *not* proportional to the wave vector \mathbf{q} in the presence of the magnetic field. To see this, it is instructive to explicitly write down the relation between \mathbf{j} and \mathbf{q} from the set of equations (A5) as follows

$$\begin{pmatrix} j_x \\ j_y \\ j_z \end{pmatrix} = \frac{\delta n \left(s^2 - \frac{\omega_B^2}{\kappa^2 - q^2} \right)}{\omega^2 (\omega_c^2 - \omega^2)} \begin{pmatrix} i \left(1 - \frac{\omega_c^2}{\omega^2} \right) & 0 & 0 \\ 0 & i & \frac{\omega_c}{\omega} \\ 0 & -\frac{\omega_c}{\omega} & i \end{pmatrix} \begin{pmatrix} i q_x \\ i q_y \\ \kappa \end{pmatrix} \quad (\text{A19})$$

For the special case considered by Fetter¹⁹ in which the plasmons propagate perpendicularly to the magnetic field, we can set $\phi_q = \pm \frac{\pi}{2}$ in Eq. (A17) and obtain

$$\omega_{mp}^{3D} \left(\pm \frac{\pi}{2} \right) = \frac{1}{2} \left[\sqrt{2\omega_B^2 + \omega_c^2} \pm \omega_c \right], \quad (\text{A20})$$

where we have recovered the result for the special case derived by Fetter (c.f., Eq. (12) in Ref. [19]). By placing Eq. (A17) into Eqs. (A14) and (A15), one can verify that both κ_1 and κ_2 remain positive definite for all values of ϕ_q and $\frac{\omega_c}{\omega_B}$.

- * shulei.zhang@anl.gov
† vignaleg@missouri.edu
- ¹ D. Pines and P. Nozières, *The Theory of Quantum Liquids*, Vol. 1 (Perseus Books Publishing, L.L.C., 1999) p. 355.
 - ² G. F. Giuliani and G. Vignale, *Quantum Theory of the Electron Liquid* (Cambridge University Press, Cambridge, 2005).
 - ³ G. D. Mahan, *Many-Particle Physics* (Plenum Press, New York, 1990).
 - ⁴ S. A. Maier, *Plasmonics – Fundamentals and Applications* (Springer-Verlag, New York, 2003).
 - ⁵ M. I. Stockman, *Physics Today* **64**, 39 (2011).
 - ⁶ N. W. Ashcroft and N. D. Mermin, *Solid state physics* (Thomson Learning, Toronto, 1976).
 - ⁷ L. D. Landau and L. P. Pitaevskii, *Course of Theoretical Physics, Vol. 9, Statistical Physics, Part II, Chapter VI* (Pergamon Press, New York, 1980).
 - ⁸ M. V. Berry, *Proceedings of the Royal Society of London A* **392**, 45 (1984).
 - ⁹ D. Xiao, M.-C. Chang, and Q. Niu, *Rev. Mod. Phys.* **82**, 1959 (2010).
 - ¹⁰ G. Sundaram and Q. Niu, *Phys. Rev. B* **59**, 14915 (1999).
 - ¹¹ J. C. W. Song and M. S. Rudner, *PNAS* **113**, 4658 (2016).
 - ¹² E. A. Stern and R. A. Ferrell, *Phys. Rev.* **120**, 130 (1960).
 - ¹³ W. L. Barnes, A. Dereux, and T. W. Ebbesen, *Nature* **424**, 824 (2003).
 - ¹⁴ E. Hutter and J. H. Fendler, *Advanced Materials* **16**, 1685 (2004).
 - ¹⁵ T. W. Ebbesen, C. Genet, and S. I. Bozhevolnyi, *Physics Today* **61**, 44 (2008).
 - ¹⁶ J. M. Pitarke, V. M. Silkin, E. V. Chulkov, and P. M. Echenique, *Reports on Progress in Physics* **70**, 1 (2007).
 - ¹⁷ K. Chiu and J. Quinn, *Nuovo Cimento B* **10**, 1 (1972).
 - ¹⁸ V. A. Volkov and S. A. Mikhailov, *JETP Letters* **42**, 556 (1985).
 - ¹⁹ A. L. Fetter, *Phys. Rev. B* **32**, 7676 (1985).
 - ²⁰ R. C. Ashoori, H. L. Stormer, L. N. Pfeiffer, K. W. Baldwin, and K. West, *Phys. Rev. B* **45**, 3894 (1992).
 - ²¹ R. Winkler, *Spin-orbit Coupling Effects in Two-Dimensional Electron and Hole Systems* (Springer-Verlag, New York, 2003).
 - ²² A. Kumar, A. Nemilentsau, K. H. Fung, G. Hanson, N. X. Fang, and T. Low, *Phys. Rev. B* **93**, 041413 (2016).
 - ²³ D. Jin, L. Lu, Z. Wang, C. Fang, J. D. Joannopoulos, M. Soljacic, L. Fu, and N. X. Fang, *Nature Communications* **7**, 13486 EP (2016), article.
 - ²⁴ S. A. Wolf, Awschalom, D. D., Buhrman, R. A., J. M. Daughton, von Molnar, S., Roukes, M. L., A. Y. Chtchelkanova, and D. M. Treger, *Science* **294**, 1488 (2001).
 - ²⁵ I. Žutić, J. Fabian, and S. Das Sarma, *Rev. Mod. Phys.* **76**, 323 (2004).
 - ²⁶ J. Fabian, A. Matos-Abiad, C. Ertler, P. Stano, and I. Žutić, *Semiconductor Spintronics*, Acta physica Slovaca, Vol. 57 (Pub. House of the Slovak Academy of Sciences, Bratislava, 2007).
 - ²⁷ M. Wu, J. Jiang, and M. Weng, *Phys. Rep.* **493**, 61 (2010).
 - ²⁸ D. D. Awschalom and M. E. Flatté, *Nat. Phys.* **3**, 153 (2007).
 - ²⁹ A positive solution to the surface plasmon dispersion equation (20) does not exist when the magnitude of $\omega_B \tau_{so}$ is further increased beyond the threshold, leaving the bulk plasmon frequency as the only solution to the general plasmon dispersion equation (18) or (19)).
 - ³⁰ B. Noble, *Methods based on the Wiener-Hopf technique* (Pergamon Press, London, 1958).
 - ³¹ N. Nagaosa, J. Sinova, S. Onoda, A. H. MacDonald, and N. P. Ong, *Rev. Mod. Phys.* **82**, 1539 (2010).
 - ³² S. K. Lyo and T. Holstein, *Phys. Rev. Lett.* **29**, 423 (1972).
 - ³³ L. Berger, *Phys. Rev. B* **2**, 4559 (1970).
 - ³⁴ G. Vignale, *J. Supercond. Novel Magn.* **23**, 3 (2010).
 - ³⁵ M. A. Ordal, L. L. Long, R. J. Bell, S. E. Bell, R. R. Bell, R. W. Alexander, and C. A. Ward, *Appl. Opt.* **22**, 1099 (1983).
 - ³⁶ T. Dietl, *Nature Materials* **2**, 646 EP (2003), article.
 - ³⁷ R. Matz and H. Lüth, *Phys. Rev. Lett.* **46**, 1045 (1981).
 - ³⁸ H. Nakayama *et al.*, *Phys. Rev. Lett.* **110**, 206601 (2013).
 - ³⁹ S. Y. Huang, X. Fan, D. Qu, Y. P. Chen, W. G. Wang, J. Wu, T. Y. Chen, J. Q. Xiao, and C. L. Chien, *Phys. Rev. Lett.* **109**, 107204 (2012).
 - ⁴⁰ S. S.-L. Zhang and G. Vignale, *Phys. Rev. Lett.* **116**, 136601 (2016).
 - ⁴¹ K. Uchida, H. Adachi, D. Kikuchi, S. Ito, Z. Qiu, S. Maekawa, and E. Saitoh, *Nature Communications* **6**, 5910 EP (2015), article.
 - ⁴² C.-Z. Chang, J. Zhang, X. Feng, J. Shen, Z. Zhang, M. Guo, K. Li, Y. Ou, P. Wei, L.-L. Wang, Z.-Q. Ji, Y. Feng, S. Ji, X. Chen, J. Jia, X. Dai, Z. Fang, S.-C. Zhang, K. He, Y. Wang, L. Lu, X.-C. Ma, and Q.-K. Xue, *Science* **340**, 167 (2013), <http://science.sciencemag.org/content/340/6129/167.full.pdf>.
 - ⁴³ The quantum Hall conductivity σ_{yx}^{QAH} is proportional to the Berry flux \mathcal{F} , i.e., $\sigma_{yx}^{QAH} = \frac{e^2}{2\pi h} \mathcal{F}$; given the measured value $\sigma_{yx}^{QAH} = \frac{e^2}{h}$ we get $\mathcal{F} = 2\pi$. On the other hand, the Berry flux can be evaluated by integrating the Berry curvature Ω_c over all occupied states, i.e., $\mathcal{F} = \int d^2\mathbf{k} \Omega_c f_0(\mathbf{k})$ where $f_0(\mathbf{k})$ is the equilibrium distribution function for which it is a good approximation to replace it by a Heaviside step function $\Theta(k_F - k)$ when the temperature is well below the Fermi temperature. Recalling that for our case $\Omega_c \sim \lambda^2$, we find $\mathcal{F} = \pi k_F^2 \lambda^2$. Therefore, we have $\lambda^2 \sim \frac{2}{k_F^2}$. Using $k_F \sim 0.3 \text{ \AA}^{-1}$ for the topological insulator, we find $\lambda \sim 5 \text{ \AA}$.
 - ⁴⁴ P. Di Pietro, M. Ortolani, O. Limaj, A. Di Gaspere, V. Giliberti, F. Giorgianni, M. Brahlek, N. Bansal, N. Koirala, S. Oh, P. Calvani, and S. Lupi, *Nature Nanotechnology* **8**, 556 EP (2013).
 - ⁴⁵ A. Ohtomo and H. Y. Hwang, *Nature* **427**, 423 EP (2004).
 - ⁴⁶ S. Thiel, G. Hammerl, A. Schmehl, C. W. Schneider, and J. Mannhart, *Science* **313**, 1942 (2006), <http://science.sciencemag.org/content/313/5795/1942.full.pdf>.
 - ⁴⁷ A. Brinkman, M. Huijben, M. van Zalk, J. Huijben, U. Zeitler, J. C. Maan, W. G. van der Wiel, G. Rijnders, D. H. A. Blank, and H. Hilgenkamp, *Nature Materials* **6**, 493 EP (2007).

