

Batch size selection for variance estimators in MCMC

Ying Liu

Department of Statistics
University of California, Riverside
yliu055@email.ucr.edu

Dootika Vats*

Department of Statistics
University of Warwick
dootika.vats@gmail.com

James M. Flegal

Department of Statistics
University of California, Riverside
jfflegal@ucr.edu

February 5, 2022

Abstract

We consider batch size selection for a general class of multivariate batch means variance estimators, which are computationally viable for high-dimensional Markov chain Monte Carlo simulations. We derive the asymptotic mean squared error for this class of estimators. Further, we propose a parametric technique for estimating optimal batch sizes and discuss practical issues regarding the estimating process. Vector auto-regressive, Bayesian logistic regression, and Bayesian dynamic space-time examples illustrate the quality of the estimation procedure where the proposed optimal batch sizes outperform current batch size selection methods.

1 Introduction

In Markov chain Monte Carlo (MCMC) simulations, estimating the variability of ergodic averages is critical to assessing the quality of estimation (see e.g. Flegal et al., 2008; Geyer, 2011; Jones and Hobert, 2001). Estimation of this variability can be approached through a multivariate Markov chain central limit theorem (CLT). To this end, let F be a probability distribution with support $\mathsf{X} \subseteq \mathbb{R}^d$ and $g : \mathsf{X} \rightarrow \mathbb{R}^p$ be an F -integrable function. Suppose we

*Research supported by National Science Foundation

are interested in estimating the p -dimensional vector

$$\theta := \int_{\mathcal{X}} g(x) dF,$$

using draws from a Harris F -ergodic Markov chain, say $\{X_t\}$. For $Y_t = g(X_t), t \geq 1$, $\bar{Y} = n^{-1} \sum_{t=1}^n Y_t \rightarrow \theta$ with probability 1 as $n \rightarrow \infty$. Let $\Sigma := \sum_{k=-\infty}^{\infty} \text{Cov}_F(Y_1, Y_{1+k})$. The sampling distribution for $\bar{Y} - \theta$ is available via a Markov chain CLT

$$\sqrt{n}(\bar{Y} - \theta) \xrightarrow{d} N_p(0, \Sigma) \text{ as } n \rightarrow \infty.$$

We assume throughout this CLT holds (see e.g. Jones, 2004) and consider estimation of Σ . Three popular classes of estimators of Σ are spectral variance, (non-overlapping) batch means (BM), and overlapping batch means (OBM). Part of our contribution is studying multivariate expressions of generalized OBM estimators of Σ .

All three classes of estimators account for serial correlation in the Markov chain up to a certain lag. This lag, denoted as b , is called the bandwidth and batch size in spectral variance and (O)BM estimators, respectively. The choice of b is crucial to finite sample performance, but choosing b has not been carefully addressed in MCMC. A large batch size yields high variability in the estimator and a small batch size can lead to significant underestimation of Σ . A batch size of $b = \lfloor n^{1/2} \rfloor$, suggested by Flegal and Jones (2010), is often used in practice or as a default in software, like our R package `mcmcse` (Flegal et al., 2017). Such a batch size is suboptimal since the mean square error (MSE) optimal batch size for estimators we consider here is proportional to $n^{1/3}$ where the proportionality constant requires estimation (Damerджи, 1995; Flegal and Jones, 2010; Song and Schmeiser, 1995). We carefully consider batch size selection for MCMC simulations and provide computationally viable improvements over current batch size practices.

First, we present a multivariate version of the generalized OBM estimator of Damerджи (1991). This is a substantial generalization of the traditional OBM estimator since it allows the flexibility of using different lag windows. We obtain an MSE optimal batch size expression for this class of estimators. The resulting bias and variance expressions mirror those of spectral variance estimators (Andrews, 1991). However, this estimator computes faster and the conditions presented here are standard in MCMC.

The most common estimators for Σ in MCMC are BM estimators, where MSE optimal batch sizes are proportional to $n^{1/3}$. For BM and OBM estimators and when MSE optimal batch sizes exist, we provide a stable and fast estimation procedure for the proportionality constant in the optimal batch size. Our parametric approach caters to MCMC applications with long run lengths. In short, we use a stationary autoregressive process of order m to

approximate the marginals of $\{Y_t\}$, which yields a closed form expression for the unknown proportionality constant. We combine these univariate estimators by modifying the weighting system of Andrews (1991). We compare finite sample performance of our method to nonparametric pilot estimators (Politis, 2003, 2011; Politis and Romano, 1999).

Integral to our theoretical and practical results is the choice of lag window used in the weighted BM and generalized OBM estimators. Although linear lag windows are non-optimal, they are particularly useful in long MCMC simulations due to superior computational performance. For this reason, we focus on the Bartlett and flat-top lag windows (Politis and Romano, 1995, 1996). The Bartlett lag window corresponds to traditional BM and OBM estimators, while the flat-top lag window yields alternative BM and OBM estimators intended for bias-correction. For flat-top lag windows the MSE optimal criterion results in a batch size of 0, which is clearly inappropriate. We investigate using Bartlett-optimal batch sizes in this case and compare them with an empirical lag-based method.

Batch size selection has been studied in other contexts such as heteroskedasticity and autocorrelation consistent (HAC) covariance matrices, nonparametric density, and spectral density function estimation. Broadly speaking, these results are not computationally viable for high-dimensional MCMC where long run lengths are standard. For example, Andrews (1991) obtains MSE optimal bandwidths for spectral variance estimators for HAC estimation. Politis (2003, 2011) and Politis and Romano (1999) discuss bandwidth selection for spectral variance estimators for the flat-top window function. Chan and Yau (2017) consider recursive estimation of the time-average variance constant where batch sizes are suggested. An interested reader is directed to Jones et al. (1996), Silverman (1999), Woodrooffe (1970), and Sheather and Jones (1991) for bandwidth selection in density estimation.

We illustrate the quality of our estimation procedures via three examples. First, a vector autoregressive process of order 1 is examined where the optimal batch size is known. Next, we present a Bayesian logistic regression example and compare the performance of the optimal batch size methods with the more commonly used batch sizes of $\lfloor n^{1/3} \rfloor$ and $\lfloor n^{1/2} \rfloor$. A similar analysis is done for a Bayesian dynamic space-time model.

Overall, the simulation studies show a significant improvement in accuracy compared to simply choosing a batch sizes equal to $\lfloor n^{1/3} \rfloor$ or $\lfloor n^{1/2} \rfloor$. Further, our procedures require limited additional computational effort. For long run lengths, we recommend BM with an MSE optimal batch size estimated via an autoregressive process of order m . For shorter run lengths, flat-top estimators are more robust to the choice of batch size, as long as the batch size is not unreasonably small. In the near future we will incorporate these recommendations into the `mcmcse` R package.

The rest of this paper is organized as follows. Section 2 presents generalized OBM

estimators and MSE results focusing on Bartlett and flat-top lag windows. Section 3 discusses practical batch size selection and proposes a parametric estimation technique for the proportionality constant. Section 4 compares performances between suggested and more commonly used batch sizes in three examples. We conclude with a discussion in Section 5. The proofs establishing bias and variance for generalized OBM variance estimators are relegated to the appendices.

2 Generalized OBM estimator

We consider the generalized OBM estimator of Σ constructed using outer products from means inside batches and a lag window function $w_n : \mathbb{Z} \rightarrow \mathbb{R}$. The lag window w_n is a function that assigns weights to the lags and is integral to spectral variance estimators. Define $\Delta_1 w_n(k) = w_n(k-1) - w_n(k)$ and $\Delta_2 w_n(k) = w_n(k-1) - 2w_n(k) + w_n(k+1)$. For a Monte Carlo sample size n , let $\bar{Y}_l(k) = k^{-1} \sum_{t=1}^k Y_{l+t}$ for $l = 0, \dots, n-k$ and consider

$$\hat{\Sigma}_w = \frac{1}{n} \sum_{k=1}^b \sum_{l=0}^{n-k} k^2 \Delta_2 w_n(k) (\bar{Y}_l(k) - \bar{Y}) (\bar{Y}_l(k) - \bar{Y})^T, \quad (1)$$

with components $\hat{\Sigma}_{w,ij}$. Damerджи (1991) proposed the generalized OBM estimator for $p = 1$, which was also studied in Atchadé (2011) and Flegal and Jones (2010). Vats et al. (2018) generalized the estimator for $p > 1$ and used it to establish strong consistency of multivariate spectral variance estimators in MCMC. Liu and Flegal (2018) propose a nonoverlapping version of (1), referred to as weighted BM estimators.

We assume throughout that the lag window is an even function defined on \mathbb{Z} such that (i) $|w_n(k)| \leq 1$ for all n and k , (ii) $w_n(0) = 1$ for all n , and (iii) $w_n(k) = 0$ for all $|k| \geq b$. Figure 1 illustrates the following three lag windows:

$$\begin{aligned} \text{Bartlett: } w_n(k) &= (1 - |k|/b) I(|k| \leq b), \\ \text{(Bartlett) Flat-top: } w_n(k) &= I(|k| \leq b/2) + (2(1 - |k|/b)) I(b/2 < |k| \leq b), \text{ and} \\ \text{Tukey-Hanning: } w_n(k) &= ((1 + \cos(\pi|k|/b))/2) I(|k| \leq b). \end{aligned}$$

We restrict our attention to the Bartlett and flat-top lag windows since their linearity implies computational efficiency.

Strong and mean square consistency require b and n/b to increase with n . We assume the following throughout.

Assumption 1. *The batch size b is an integer sequence such that $b \rightarrow \infty$ and $n/b \rightarrow \infty$ as*

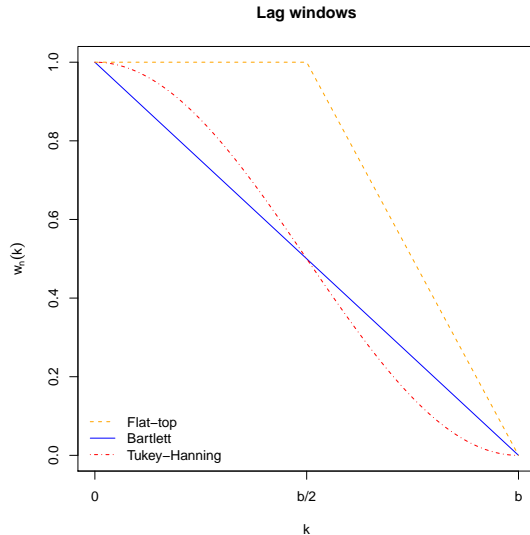


Figure 1: Plot of Bartlett, Tukey-Hanning, and flat-top lag windows.

$n \rightarrow \infty$, where b and n/b are both monotonically non-decreasing.

Lemma 1 establishes a strong invariance principle for polynomially ergodic Markov chains. Under the conditions of Lemma 1 and conditions on the lag windows, Vats et al. (2018) showed that $\hat{\Sigma}_w$ is strongly consistent for Σ . Strong consistency is useful for demonstrating asymptotic validity of confidence regions constructed via sequential stopping rules (Glynn and Whitt, 1992; Vats et al., 2019). Let $\|\cdot\|$ denote the Euclidean norm.

Lemma 1. (Vats et al., 2018) *Let $f : \mathcal{X} \rightarrow \mathbb{R}^p$ be such that $E_F \|f(X)\|^{2+\delta} < \infty$ for some $\delta > 0$ and let $\{X_t\}$ be a polynomially ergodic Markov chain of order $\xi \geq (1+\epsilon)(1+2/\delta)$ for some $\epsilon > 0$. Let $B(n)$ be a p -dimensional standard Brownian motion and L be a $p \times p$ lower triangular matrix. Then for some $\lambda > 0$ and a finite random variable D , with probability 1*

$$\left\| \sum_{t=1}^n f(X) - nE_F f - LB(n) \right\| < Dn^{1/2-\lambda}.$$

Using $\hat{\Sigma}_w$ requires selecting a batch size, b . Large batch sizes capture more lag correlations yielding larger variance, while small batch sizes yield higher bias. Theorems 2 and 3 in Appendix A derive the element-wise asymptotic bias and variance for $\hat{\Sigma}_w$, respectively, which we summarize below as the element-wise MSE of $\hat{\Sigma}_w$. Denote the components of Σ

as Σ_{ij} and the lag k autocovariance by $R(k) = E_F(Y_t - \theta)(Y_{t+k} - \theta)^T$. Further, define

$$\Gamma = - \sum_{k=1}^{\infty} k [R(k) + R(k)^T]$$

with components Γ_{ij} .

Theorem 1. *Let the conditions of Lemma 1 hold for $f = g$ and $f = g^2$ (where the square is element-wise) such that $E_F D^4 < \infty$ and $E_F \|g\|^{4+\delta} < \infty$ for some $\delta > 0$. Further suppose*

1. $\sum_{k=1}^b k \Delta_2 w_n(k) = 1$,
2. $\sum_{k=1}^b (\Delta_2 w_k)^2 = O(1/b^2)$,
3. $b n^{1-2\lambda} \left(\sum_{k=1}^b |\Delta_2 w_n(k)| \right)^2 \log n \rightarrow 0$, and
4. $n^{1-2\lambda} \sum_{k=1}^b |\Delta_2 w_n(k)| \rightarrow 0$.

Then, for $C = b \sum_{k=1}^b \Delta_2 w_n(k)$ and $S \neq 0$ that depends on the lag window,

$$MSE\left(\hat{\Sigma}_{w,ij}\right) = \frac{C^2 \Gamma_{ij}^2}{b^2} + [\Sigma_{ii} \Sigma_{jj} + \Sigma_{ij}^2] S \frac{b}{n} + o\left(\frac{b}{n}\right) + o\left(\frac{1}{b}\right). \quad (2)$$

Assumption 1 holds for batch sizes proportional to $\lfloor n^\nu \rfloor$ where $0 < \nu < 1$. Then $MSE\left(\hat{\Sigma}_{w,ij}\right) \rightarrow 0$, as $n \rightarrow \infty$, if $1 - 2\lambda - \nu < 0$. The constant λ is related to the mixing rate of the Markov chain (see Damerdji, 1991; Kuelbs and Philipp, 1980); a value closer to 1/2 indicates fast mixing of the process.

To obtain the MSE optimal batch size for a particular lag window, we minimize the MSE expression in (2). Both C and S depend on the choice of lag window, where S may depend on b for non-linear lag windows. We focus on linear lag windows due to their computational feasibility. That is, MSE optimal batch sizes for the Bartlett and flat-top windows are

$$b_{opt,ij} = \left(\frac{2C^2}{S} \frac{\Gamma_{ij}^2 n}{\Sigma_{ii} \Sigma_{jj} + \Sigma_{ij}^2} \right)^{1/3}. \quad (3)$$

For these lag windows, Andrews (1991) obtains the same MSE for spectral variance estimators in linear regression settings with heteroscedastic, temporally dependent errors of unknown form. However, the formulation at (1) is more computationally efficient.

2.1 Bartlett

The Bartlett lag window is by far the most common, see e.g. Newey and West (1987). For this lag window, $\Delta_2 w_n(b) = 1/b$ and $\Delta_2 w_n(k) = 0$ for all other k values. Then, $C = 1$ and the double summation in (1) reduces to

$$\hat{\Sigma}_B(b) = \frac{b}{n} \sum_{l=0}^{n-b} (\bar{Y}_l(b) - \bar{Y}) (\bar{Y}_l(b) - \bar{Y})^T,$$

which is asymptotically equivalent to the OBM estimator. The conditions of Theorem 1 are satisfied since $\sum_{k=1}^b k \Delta_2 w_n(k) = 1$, $\sum_{k=1}^b (\Delta_2 w_b(k))^2 = 1/b^2$, and $\sum_{k=1}^b |\Delta_2 w_b(k)| = 1/b$. Finally, $S = 2/3$ (see Appendix A) so the MSE optimal batch size at (3) is

$$b_{opt,ij} = \left(\frac{3\Gamma_{ij}^2 n}{\Sigma_{ii}\Sigma_{jj} + \Sigma_{ij}^2} \right)^{1/3}.$$

Liu and Flegal (2018) propose a nonoverlapping version of (1), referred to as weighted BM estimators. When the Bartlett lag window is used within weighted BM, the result is the commonly used BM estimator of Σ , which we now describe. Let $n = ab$, where a is the number of batches and b is the batch size. For $l = 0, \dots, a-1$, let $\bar{Y}_l = b^{-1} \sum_{t=1}^b Y_{lb+t}$ denote the mean vector of the batch. Then the BM estimator is

$$\dot{\Sigma}_B(b) = \frac{b}{a-1} \sum_{l=0}^{a-1} (\bar{Y}_l - \bar{Y})(\bar{Y}_l - \bar{Y})^T.$$

The MSE for the BM estimator can be obtained by setting $r = 1$ in Theorems 5 and 6 of Vats and Flegal (2018). Specifically, the form is identical to (3) with $C = 1$ and $S = 1$.

2.2 Flat-top

Flat-top lag windows do not downweight small lag terms by setting $w_n(k) = 1$ for k near 0 (see e.g. Politis and Romano, 1995, 1996). It is easy to show $\Delta_2 w_n(b/2) = -2/b$, $\Delta_2 w_n(b) = 2/b$, and $\Delta_2 w_n(k) = 0$ for all other k values. Hence, $C = 0$ and for even b in (1) we have

$$\hat{\Sigma}_F(b) = 2\hat{\Sigma}_B(b) - \hat{\Sigma}_B(b/2).$$

That is, using the flat-top lag window in (1) gives a linear combination of OBM estimators. In addition, $\sum_{k=1}^b k \Delta_2 w_n(k) = 1$, $\sum_{k=1}^b (\Delta_2 w_b(k))^2 = 8/b^2$, and $\sum_{k=1}^b |\Delta_2 w_b(k)| = 4/b$, so the conditions of Theorem 1 are satisfied. Moreover, $S = 4/3$ (see Appendix A) so the MSE in (3) is a strictly decreasing function of b yielding an MSE optimal batch size of 0.

The flat-top lag window within weighted BM yields a linear combination of BM estimators, i.e., for even b

$$\dot{\Sigma}_F(b) = 2\dot{\Sigma}_B(b) - \dot{\Sigma}_B(b/2).$$

Setting $r = 2$ in Theorems 5 and 6 of Vats and Flegal (2018), the MSE is identical to (2) with $C = 0$ and $S = 5/2$ in (3). Again the MSE is a decreasing function of b implying an unrealistic optimal batch size of 0.

Flat-top lag windows provide bias-corrected variance estimators at the cost of slightly higher variance, thus a MSE optimal criterion for batch size selection is undesirable for these lag-windows. Instead we consider a lag-based method of choosing b from Politis and Romano (1995), which is presented in the next section.

3 Batch sizes in practice

Informed batch size selection requires knowledge of the underlying process. For optimal batch sizes at (3), this knowledge is contained in Γ and Σ . A common solution is to estimate these via a pilot run (see e.g. Jones et al., 1996; Loader, 1999; Woodroffe, 1970). Two such procedures are the nonparametric empirical rule (Politis, 2003) and the iterative plug-in estimator (Brockmann et al., 1993; Bühlmann, 1996). In both, a spectral variance estimator is constructed where the bandwidth is chosen by an empirical or iterative rule that monitors lag autocorrelations. We do not require consistency for estimators of $b_{opt,ij}$, thus the pilot step need not be based on BM or spectral variance estimators.

Estimators of $b_{opt,ij}$ should be computationally inexpensive and have low variability. The empirical rule and iterative plug-in estimators can be computationally involved (especially for slow mixing chains) and hence they fail the first criteria. These estimators also exhibit high variability, which we illustrate in our examples. Low variability is particularly important since the user cannot be expected to run multiple pilot runs.

3.1 MSE optimal batch sizes

We provide a parametric estimation technique for estimating Γ and Σ specifically tailored for MCMC simulations. Choosing a different b for each element of Σ requires substantial computational effort and it is unclear if it makes intuitive sense. Since b can be calculated for each univariate component, we define the overall optimal b by a harmonic-like average of the diagonals $b_{opt,ii}$. That is, we define

$$b_{opt} \propto \left(\frac{\sum_{i=1}^p \Gamma_{ii}^2}{\sum_{i=1}^p \Sigma_{ii}^2} \right)^{1/3} n^{1/3},$$

where the proportionality constant is known and depends on the choice of variance estimator and the resulting C and S . This approach is similar to Andrews (1991) with a unit weight matrix appropriate for MCMC simulations.

We now present pilot estimators that are computationally inexpensive and demonstrate low variability. We use a stationary autoregressive process of order m (AR(m)) approximation to the marginals of $\{Y_t\}$. For $t = 1, 2, \dots$, let $W_t \in \mathbb{R}$ be such that

$$W_t = \sum_{i=1}^m \phi_i W_{t-i} + \epsilon_t,$$

where ϵ_t has mean 0 and variance σ_e^2 , and ϕ_1, \dots, ϕ_m are the autoregressive coefficients. Let $\gamma(k)$ be the lag k autocovariance function for the process. By the Yule-Walker equations, it is known that for $k > 0$, $\gamma(k) = \sum_{i=1}^m \phi_i \gamma(k-i)$, and $\gamma(0) = \sum_{i=1}^m \phi_i \gamma(-i) + \sigma_e^2$. We obtain expressions for $\Sigma_{ii} = \sum_{k=-\infty}^{\infty} \gamma(k)$ and $\Gamma_{ii} = -2 \sum_{k=1}^{\infty} k \gamma(k)$ and use these to obtain pilot estimates denoted $\Sigma_{p,i}$ and $\Gamma_{p,i}$, respectively. First, it is known that

$$\sum_{k=-\infty}^{\infty} \gamma(k) = \frac{\sigma_e^2}{(1 - \sum_{i=1}^m \phi_i)^2}.$$

Following Taylor (2018),

$$\begin{aligned} \sum_{k=1}^{\infty} k \gamma(k) &= \sum_{k=1}^{\infty} k \sum_{i=1}^m \phi_i \gamma(k-i) \\ &= \sum_{i=1}^m \phi_i \left(\sum_{k=1}^{\infty} k \gamma(k-i) \right) \\ &= \left(\sum_{i=1}^m \phi_i \sum_{k=1}^i k \gamma(k-i) \right) + \left(\sum_{i=1}^m \phi_i \sum_{s=1}^{\infty} (s+i) \gamma(s) \right) \\ &= \left(\sum_{i=1}^m \phi_i \sum_{k=1}^i k \gamma(k-i) \right) + \left(\sum_{i=1}^m \phi_i \sum_{s=1}^{\infty} s \gamma(s) \right) + \left(\sum_{i=1}^m \phi_i i \sum_{s=1}^{\infty} \gamma(s) \right) \\ \Rightarrow \sum_{k=1}^{\infty} k \gamma(k) &= \left[\left(\sum_{i=1}^m \phi_i \sum_{k=1}^i k \gamma(k-i) \right) + \frac{(\sigma_e^2 - \gamma(0))}{2} \left(\sum_{i=1}^m i \phi_i \right) \right] \left(\frac{1}{1 - \sum_{i=1}^m \phi_i} \right). \end{aligned}$$

We fit an AR(m) model for each marginal of the Markov chain, where m is determined by Akaike information criterion. The autocovariances $\gamma(k)$ are estimated by the sample lag autocovariances, $\hat{\gamma}(k)$. Then σ_e^2 and ϕ_i are estimated by $\hat{\sigma}_e^2$ and $\hat{\phi}_i$, respectively, by solving the Yule-Walker equations. For the i th component of the Markov chain, the resulting

AR(m)-fit estimators are

$$\Sigma_{p,i} = \frac{\hat{\sigma}_e^2}{(1 - \sum_{i=1}^m \hat{\phi}_i)^2}, \text{ and}$$

$$\Gamma_{p,i} = -2 \left[\left(\sum_{i=1}^m \hat{\phi}_i \sum_{k=1}^i k \hat{\gamma}(k-i) \right) + \frac{(\hat{\sigma}_e^2 - \hat{\gamma}(0))}{2} \left(\sum_{i=1}^m i \hat{\phi}_i \right) \left(\frac{1}{1 - \sum_{i=1}^m \hat{\phi}_i} \right) \right].$$

An AR(m)-fit is a natural choice over the more common AR(1)-fit since the components of Y_t are usually not Markov chains. An AR(m)-fit for MCMC has also been studied by Thompson (2010) who considers estimating the integrated autocorrelation time of a process. Further, the R package `coda` (Plummer et al., 2006) uses $\Sigma_{p,i}$ to estimate Σ_{ii} when calculating effective sample sizes.

3.2 Lag-based methods

Politis and Romano (1995) suggest using a bandwidth equal to $2r$ with r chosen such that the estimated lag correlation at r is less than an upper bound. We consider the following upper bound of Politis (2003). Let $\hat{\rho}_i(k)$ be the sample lag k correlation for the i th component, and let $\rho(k) = \max_i |\hat{\rho}_i(k)|$ be the maximum k -lag correlation. Then r is the smallest integer for which $|\hat{\rho}(r+s)| < 2\sqrt{\log(n)/n}$, for all $s = 1, 2, \dots, 5$. The resulting bandwidth is essentially the lag beyond which this is no significant correlation. This cutoff works well in simulations, where we also compare it with the AR(m)-fit.

4 Examples

4.1 Vector auto-regressive example

Consider the p -dimensional vector auto-regressive process of order 1 (VAR(1))

$$X_t = \Phi X_{t-1} + \epsilon_t,$$

for $t = 1, 2, \dots$ where $X_t \in \mathbb{R}^p$, ϵ_t are i.i.d. $N_p(0, I_p)$ and Φ is a $p \times p$ matrix. The Markov chain is geometrically ergodic when the largest eigenvalue of Φ in absolute value is less than 1 (Tjøstheim, 1990). In addition, if \otimes denotes the Kronecker product, the invariant distribution is $N_p(0, V)$, where $vec(V) = (I_{p^2} - \Phi \otimes \Phi)^{-1} vec(I_p)$. Consider estimating $\theta = EX_1 = 0$ with $\bar{Y} = \bar{X}_n$. It is known that $\Sigma = (I_p - \Phi)^{-1} V + V(I_p - \Phi)^{-1} - V$. It can be shown that $\Gamma = -[(I_p - \Phi)^{-2} \Phi V + V \Phi^T (I_p - \Phi^T)^{-2}]$. Thus, the true optimal batch size coefficient can be obtained using the diagonals of Σ and Γ .

To ensure geometric ergodicity, we generate the process as follows. Consider a $p \times p$

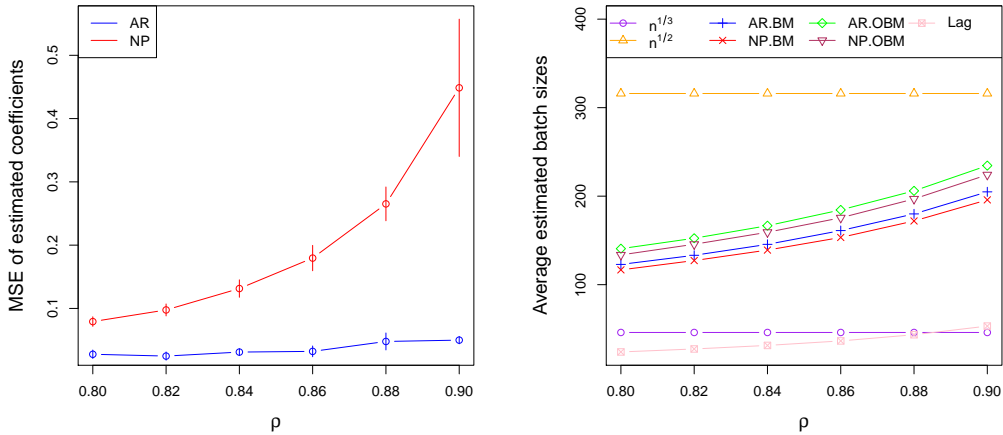


Figure 2: Plots of average MSE of the estimated coefficients using the $AR(m)$ -fit versus the nonparametric method with 95% CI (left); and estimated batch sizes over ρ using the seven methods (right).

matrix A with each entry generated from a standard normal distribution, let $B = AA^T$ be a symmetric matrix with the largest eigenvalue γ , then set $\Phi_0 = B/(\gamma + 0.001)$. We evaluate a series of $\Phi = \rho\Phi_0$, with $\rho = \{.80, .82, .84, \dots, .90\}$, where larger ρ values imply stronger auto-covariance and cross-covariance in the process. We set $p = 3$ and over 1000 replications for each ρ , a pilot run of length $1e4$ estimates the batch size using various methods, and the final estimation of Σ is done using a run length of $1e5$.

First, we compare the quality of estimation of $(\sum \Gamma_{ii}^2 / \sum \Sigma_{ii}^2)$ using the $AR(m)$ -fit and the nonparametric pilot estimator for each ρ . Optimal coefficients are computed and MSEs over 1000 replications are plotted in Figure 2 with 95% confidence intervals. Estimation quality using the $AR(m)$ -fit remains fairly constant as a function of ρ , while the nonparametric method yields higher MSE as ρ increases. Also in Figure 2 are estimated batch sizes (averaged over 1000 replications) for BM using $AR(m)$ -fit (AR.BM), BM using nonparametric method (NP.BM), OBM using $AR(m)$ -fit (AR.OBM), OBM using nonparametric method (NP.OBM), and lag-based method. We also plot batch sizes used in practice, $\lfloor n^{1/3} \rfloor$ and $\lfloor n^{1/2} \rfloor$, for comparison. Most noticeably, the lag-based method produces considerably lower batch size estimates for all ρ 's, and for all other methods, the average estimated batch sizes are between $\lfloor n^{1/3} \rfloor$ and $\lfloor n^{1/2} \rfloor$. We would then expect $\lfloor n^{1/3} \rfloor$ to yield high bias and for $\lfloor n^{1/2} \rfloor$ to produce estimators with high variability.

Figure 3 plots the average MSE across entries of the matrix estimators (in log scale), illustrating how BM and OBM optimal batch sizes lead to smaller MSE than batch sizes $\lfloor n^{1/3} \rfloor$, $\lfloor n^{1/2} \rfloor$, and the lag-based method for the Bartlett window estimators. Our theory

discussed in the previous sections agrees with these results. However, for the flat-top window estimators, BM-FT and OBM-FT, $\lfloor n^{1/3} \rfloor$ and the lag-based batch size selection method produces the smallest MSE. It is also apparent from Figure 2 these two methods produce smaller batch sizes, which in turn yield smaller MSE for flat-top estimators. This also agrees with our theoretical discussion that MSE decreases as batch sizes decreases for flat-top based estimators. The AR(m)-fit and nonparametric methods perform similarly in terms of MSE.

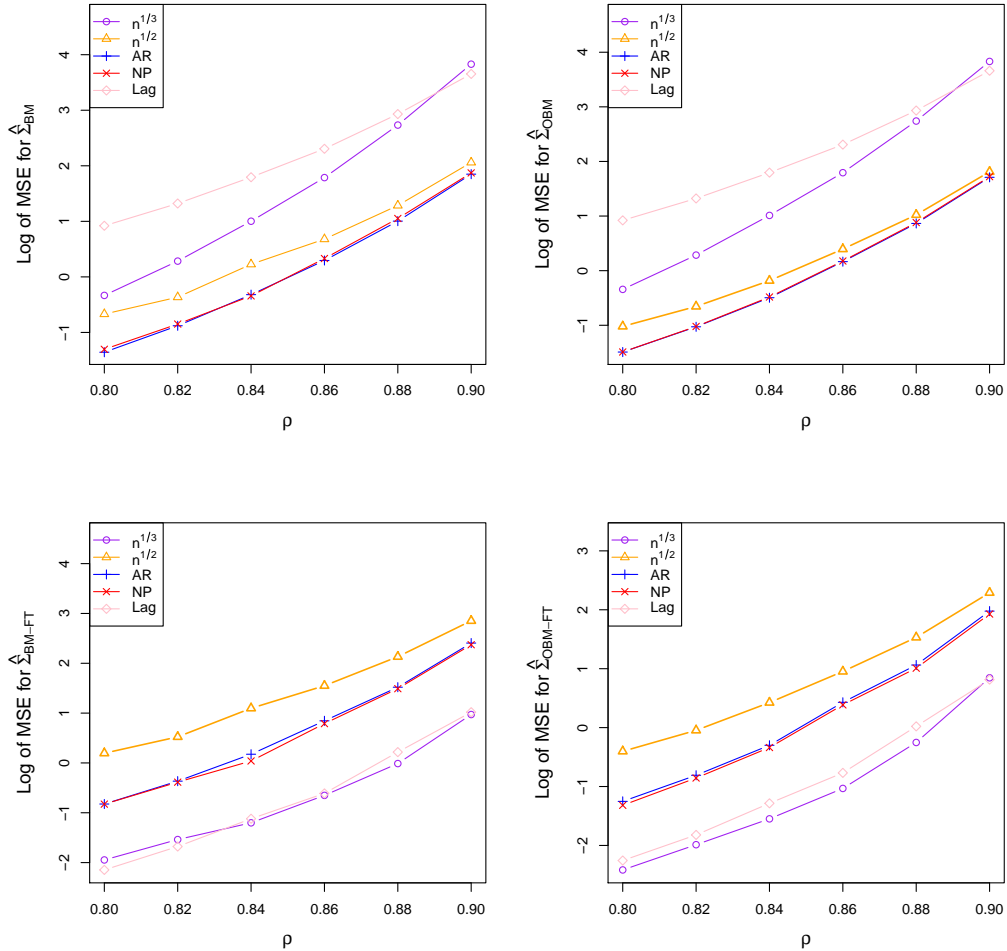


Figure 3: Plots of logarithmic MSE for all four estimators using the five batch sizes.

4.2 Bayesian logistic regression

Consider the *Anguilla australis* data from Elith et al. (2008) available in the `dismo` R package. The dataset records the presence or absence of the short-finned eel in 1000 sites over

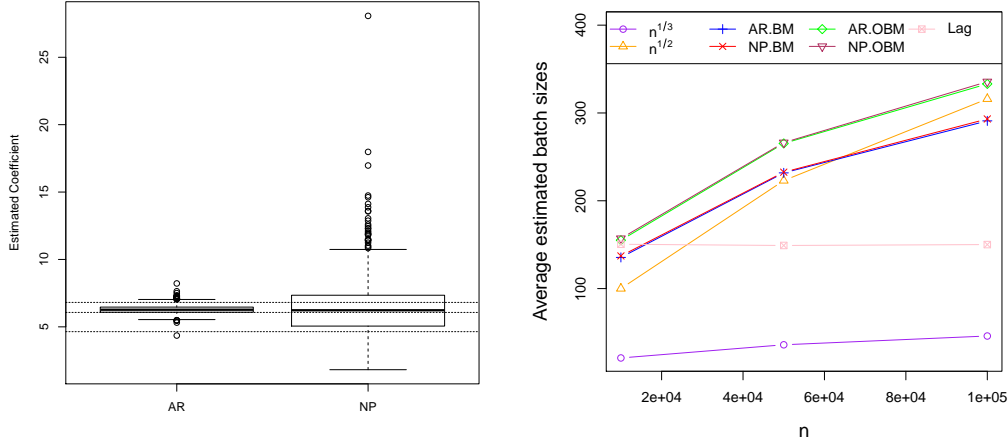


Figure 4: Boxplot of estimated coefficient of optimal batch size using the $AR(m)$ -fit and the nonparametric pilot estimates. The three horizontal lines correspond to $(1e4)^{1/6}$, $(5e4)^{1/6}$, and $(1e5)^{1/6}$ (left); and estimated batch sizes using the seven methods (right).

New Zealand. Following Leathwick et al. (2008), we choose six of the twelve covariates recorded in the data; SegSumT, DSDist, USNative, DSMaxSlope and DSSlope are continuous and Method is categorical with five levels.

For $i = 1, \dots, 1000$, let Y_i record the presence ($Y_i = 1$) or absence of *Anguilla australis*. Let x_i denote the vector of covariates for observation i . We fit a model with intercept so that the regression coefficient $\beta \in \mathbb{R}^9$. Let

$$Y_i \mid x_i, \beta \sim \text{Bernoulli} \left(\frac{1}{1 + \exp(x_i^T \beta)} \right) \text{ and } \beta \sim N(0, \sigma_\beta^2 I_9).$$

We set $\sigma_\beta^2 = 100$ as in Boone et al. (2014). The posterior distribution is intractable and we use the `MCMClogit` function in the R package `MCMCpack` to obtain posterior samples; this random walk Metropolis-Hastings sampler is geometrically ergodic (Vats et al., 2019).

In 1000 replications, we ran a pilot run of length $1e4$ to estimate the optimal batch size. We then reran the chain to estimate Σ using the estimated optimal batch size for three Monte Carlo sample sizes, $n = 1e4, 5e4$, and $1e5$. Figure 4 presents the variability in the estimates of the coefficient of the optimal batch size and also presents the estimated batch sizes. The $AR(m)$ -fit has significantly lower variability compared to the nonparametric pilot estimator. This is particularly useful since a pilot estimator is usually only run once by a user. In addition, since $n^{1/6}$ is close to the estimated coefficients of the optimal batch size, we expect a batch size of $\lfloor n^{1/2} \rfloor$ to perform well for $n = 5e4$ and $n = 1e5$. The plot on the right in Figure 4 indicates that for most choices of n , $\lfloor n^{1/3} \rfloor$ and the lag-based method

n	$\lfloor n^{1/3} \rfloor$	$\lfloor n^{1/2} \rfloor$	AR	NP	Lag	$\lfloor n^{1/3} \rfloor$	$\lfloor n^{1/2} \rfloor$	AR	NP	Lag
	Batch Means					Overlapping Batch Means				
1e4	0.279	0.722	0.731	0.709	0.703	0.276	0.723	0.727	0.720	0.721
5e4	0.499	0.826	0.823	0.831	0.808	0.494	0.832	0.837	0.831	0.813
1e5	0.615	0.861	0.860	0.849	0.823	0.615	0.862	0.863	0.859	0.826
	Batch Means - FT					Overlapping Batch Means - FT				
1e4	0.557	0.738	0.638	0.595	0.577	0.552	0.780	0.708	0.690	0.704
5e4	0.753	0.814	0.829	0.820	0.849	0.760	0.854	0.851	0.842	0.876
1e5	0.825	0.857	0.854	0.854	0.882	0.827	0.877	0.877	0.880	0.887

Table 1: Coverage probabilities for 90% confidence regions over 1000 replications for Bayesian logistic regression example.

yield batch sizes that are relatively small, while the other methods yield high batch sizes. A batch size of $\lfloor n^{1/2} \rfloor$ is fairly close to the estimated batch sizes for these choices of n .

Coverage probabilities over the 1000 replications are provided in Table 1, where the truth is taken to be the average of 1000 MCMC runs of 1e6. Given that the estimated coefficient is significantly larger than 1, it is not surprising that $\lfloor n^{1/3} \rfloor$ performs poorly. For small sample sizes, both the optimal methods have better coverage probabilities. For Monte Carlo sample size 1e5, as expected, $\lfloor n^{1/2} \rfloor$ fares fairly well. For BM and OBM, the lag-based batch size does not compare well to the optimal methods, but for flat-top based estimators, the lag-based methods perform better than all other methods. The AR(m)-fit performs similar to the nonparametric methods based on the coverage probabilities.

4.3 Bayesian dynamic space-time model

This example considers the Bayesian dynamic model of Finley et al. (2012) to model monthly temperature data collected at 10 nearby station in northeastern United States in 2000. A data description can be found in the `spBayes` R package (Finley and Banerjee, 2013).

Suppose $y_t(s)$ denotes the temperature observed at location s and time t for $s = 1, 2, \dots, N_s$ and $t = 1, 2, \dots, N_t$. Let $\mathbf{x}_t(s)$ be a $m \times 1$ vector of predictors and β_t be a $m \times 1$ coefficient vector, which is a purely time component and $u_t(s)$ be a space-time component. The model is

$$\begin{aligned}
 y_t(s) &= \mathbf{x}_t(s)^T \beta_t + u_t(s) + \epsilon_t(s), \quad \epsilon_t(s) \sim N(0, \tau_t^2), \\
 \beta_t &= \beta_{t-1} + \boldsymbol{\eta}_t; \quad \boldsymbol{\eta}_t \sim N_p(0, \Sigma_\eta), \\
 u_t(s) &= u_{t-1}(s) + w_t(s); \quad w_t(s) \sim GP(0, C_t(\cdot, \sigma_t^2, \phi_t)),
 \end{aligned}$$

where $GP(0, C_t(\cdot, \sigma_t^2, \phi_t))$ is a spatial Gaussian process with $C_t(s_1, s_2; \sigma_t^2, \phi_t) = \sigma_t^2 \rho(s_1, s_2; \phi_t)$, $\rho(\cdot; \phi)$ is an exponential correlation function with ϕ controlling the correlation decay, and σ_t^2 represents the spatial variance components. The Gaussian spatial process allows closer locations to have higher correlations. Time effect for both β_t and $u_t(s)$ are characterized by transition equations to achieve reasonable dependence structure. The priors on $\theta = (\beta_t, u_t(s), \sigma_t^2, \Sigma_\eta, \tau_t^2, \phi_t)$ are the defaults in the `spDynLM` function in the `spBayes` package, and a Metropolis-within-Gibbs sampler is used to sample from the posterior.

The only predictor in the analysis is elevation, hence $\beta_t = (\beta_t^{(0)}, \beta_t^{(1)})^T$ for $t = 1, 2, \dots, 12$, where $\beta_t^{(0)}$ is the intercept and $\beta_t^{(1)}$ is the coefficient for elevation. Consider estimating the coefficient of the covariate for the first two months, $\beta_1^{(1)}$ and $\beta_2^{(1)}$.

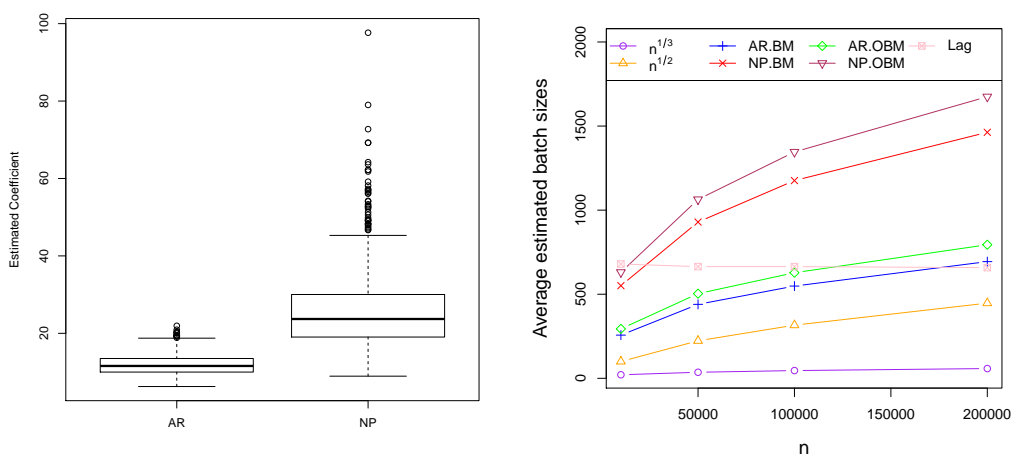


Figure 5: Boxplot of estimated coefficient of optimal batch size using $AR(m)$ -fit and non-parametric methods (left); and estimated batch sizes using the seven methods (right).

We obtain the true posterior mean of these two components by averaging over 1000 chains of length $1e6$. The simulation setup is similar to that in Section 4.2. In Figure 5 we present boxplots of the estimated coefficient of the optimal batch size; here again the variability in the nonparametric estimator is significantly higher, and the central tendency is also significantly higher. In Figure 5 we also present the estimated batch sizes over n for all the methods. The nonparametric method yields batch sizes that are larger than the $AR(m)$ -fit. The lag-based method is almost always lower than the OBM optimal batch sizes, and $\lfloor n^{1/3} \rfloor$ and $\lfloor n^{1/2} \rfloor$ are both significantly smaller.

Coverage probabilities over 1000 replications are shown in Table 2. Unsurprisingly, the $\lfloor n^{1/3} \rfloor$ and $\lfloor n^{1/2} \rfloor$ do not perform well almost throughout. The nonparametric pilot estimators yield marginally better coverage probabilities and the lag-based methods here

n	$\lfloor n^{1/3} \rfloor$	$\lfloor n^{1/2} \rfloor$	AR	NP	Lag	$\lfloor n^{1/3} \rfloor$	$\lfloor n^{1/2} \rfloor$	AR	NP	Lag
	Batch Means					Overlapping Batch Means				
1e4	0.389	0.612	0.736	0.775	0.775	0.388	0.611	0.724	0.752	0.742
5e4	0.439	0.732	0.804	0.842	0.816	0.440	0.728	0.806	0.841	0.810
1e5	0.477	0.764	0.820	0.841	0.810	0.477	0.761	0.819	0.839	0.811
2e5	0.553	0.807	0.838	0.861	0.823	0.552	0.807	0.842	0.864	0.822
	Batch Means - FT					Overlapping Batch Means - FT				
1e4	0.461	0.682	0.767	0.737	0.737	0.458	0.677	0.765	0.733	0.721
5e4	0.537	0.790	0.854	0.849	0.844	0.536	0.788	0.854	0.859	0.853
1e5	0.557	0.818	0.851	0.851	0.848	0.559	0.824	0.851	0.851	0.841
2e5	0.630	0.855	0.872	0.879	0.862	0.628	0.854	0.879	0.884	0.862

Table 2: Coverage probabilities for 90% confidence regions over 1000 replications for Bayesian dynamic space-time example.

do not yield a similar performance as before. We suspect this is due to a shorter pilot run, which may be insufficient to estimate the correlations appropriately. Even so, all methods perform better than currently used batch size choices.

5 Discussion

This paper provides theoretical evidence and practical guidance for optimal batch size selection in MCMC simulations. Estimators with the proposed optimal batch sizes are shown to have superior performance versus conventional batch sizes. Batch size selection has not been carefully addressed in multivariate MCMC settings even though sampling multivariate posteriors is routine in Bayesian analyses.

To reduce computational effort, we used a pilot run length of $1e4$ regardless of the total chain length. Performance of the estimators can be improved by longer pilot runs. This choice was a compromise between computation effort and accuracy. Since practitioners often do not use pilot runs, we repeated the Bayesian logistic regression and Bayesian dynamic space-time model simulations without a pilot run (results not shown). That is, we estimate batch sizes and then estimate Σ , all with the same MCMC sample. This improves the coverage probabilities from Tables 1 and 2 almost universally. However the batch sizes are now random and thus the resulting estimators require separate theoretical analyses.

We study three competing methods of estimating the batch sizes, the AR(m)-fit, the nonparametric method, and the lag-based method. All three methods improve upon current

batch size selection methods. However, the lag-based method does not satisfy Assumption 1 and will generally not yield a consistent estimator. Further, both the nonparametric method and the lag-based methods have high variability and are more computationally intensive than the AR(m)-fit. Thus, we recommend using the stable and fast AR(m)-fit and intend to make this the default in the `mcmcse` package.

Appendix

A Proof of Theorem 1

This section presents a proof of Theorem 1 and the optimal batch size results for the generalized OBM estimators. We will use the fact that

$$\text{MSE} \left(\hat{\Sigma}_{w,ij} \right) = \left(\text{Bias}(\hat{\Sigma}_{w,ij}) \right)^2 + \text{Var} \left(\hat{\Sigma}_{w,ij} \right).$$

The bias and variance results of the generalized OBM estimators are important in their own right, and are presented here separately. Denote $\lim_{n \rightarrow \infty} f(n)/g(n) = 0$ by $f(n) = o(g(n))$.

Theorem 2. *Suppose $E_F \|g\|^{2+\delta} < \infty$ for $\delta > 0$ and $\sum_{k=1}^b k \Delta_2 w_n(k) = 1$. If $\{X_t\}$ is a polynomially ergodic Markov chain of order $\xi > (2 + \epsilon)(1 + 2/\delta)$ for some $\epsilon > 0$, then*

$$\text{Bias} \left(\hat{\Sigma}_{w,ij} \right) = \sum_{k=1}^b \Delta_2 w_n(k) \Gamma_{ij} + o \left(\frac{b}{n} \right) + o \left(\frac{1}{b} \right).$$

Proof. By Vats and Flegal (2018, Theorem 2), $|\Gamma_{ij}| < \infty$. Then under Assumption 1, for all i and j ,

$$\text{Cov}[\bar{Y}_l^{(i)}(k), \bar{Y}_l^{(j)}(k)] - \text{Cov}[\bar{Y}^{(i)}, \bar{Y}^{(j)}] = \frac{n-k}{kn} \left(\Sigma_{ij} + \frac{n+k}{kn} \Gamma_{ij} + o \left(\frac{1}{k^2} \right) \right). \quad (4)$$

Since $\sum_{k=1}^b k \Delta_2 w_n(k) = 1$, by (4),

$$\begin{aligned} \text{E} \left(\hat{\Sigma}_{w,ij} \right) &= \sum_{k=1}^b \frac{(n-k+1)(n-k)k \Delta_2 w_n(k)}{n^2} \cdot \Sigma_{ij} \\ &\quad + \sum_{k=1}^b \frac{(n-k+1)(n^2-k^2) \Delta_2 w_n(k)}{n^3} \cdot \Gamma_{ij} + o \left(\frac{b}{n} \right) + o \left(\frac{1}{b} \right) \\ &= \Sigma_{ij} + \sum_{k=1}^b \frac{(n-k+1)(n^2-k^2) \Delta_2 w_n(k)}{n^3} \cdot \Gamma_{ij} + o \left(\frac{b}{n} \right) + o \left(\frac{1}{b} \right) \end{aligned}$$

$$= \Sigma_{ij} + \sum_{k=1}^b \Delta_2 w_n(k) \cdot \Gamma_{ij} + o\left(\frac{b}{n}\right) + o\left(\frac{1}{b}\right).$$

□

Next, we obtain $\text{Var}\left(\hat{\Sigma}_{w,ij}\right)$. The proof is under a more general strong invariance principle. For a function $f : \mathbf{X} \rightarrow \mathbb{R}^p$, assume there exists a $p \times p$ lower triangular matrix L , a non-negative increasing function ψ on the positive integers, a finite random variable D , and a sufficiently rich probability space Ω such that for almost all $\omega \in \Omega$ and for all $n > n_0$,

$$\left\| \sum_{t=1}^n f(X) - nE_F f - LB(n) \right\| < D(\omega)\psi(n) \quad \text{with probability 1.} \quad (5)$$

Under the conditions of Lemma 1, Vats et al. (2018) establish (5) with $\psi(n) = n^{1/2-\lambda}$ for $\lambda > 0$. Appendix B contains a number of preliminary results, followed by the proof of Theorem 3 in Appendix C.

Theorem 3. *Suppose (5) holds for $f = g$ and $f = g^2$ (where the square is element-wise) such that $E_F D^4 < \infty$ and Assumption 1 holds. If*

1. $\sum_{k=1}^b (\Delta_2 w_k)^2 = O(1/b^2)$,
2. $b\psi^2(n) \log n (\sum_{k=1}^b |\Delta_2 w_n(k)|)^2 \rightarrow 0$, and
3. $\psi^2(n) \sum_{k=1}^b |\Delta_2 w_n(k)| \rightarrow 0$, then,

$$\begin{aligned} & \text{Var}\left(\hat{\Sigma}_{w,ij}\right) \\ &= [\Sigma_{ii}\Sigma_{jj} + \Sigma_{ij}^2] \left[\frac{2}{3} \sum_{k=1}^b (\Delta_2 w_k)^2 k^3 \frac{1}{n} + 2 \sum_{t=1}^{b-1} \sum_{u=1}^{b-t} \Delta_2 w_u \Delta_2 w_{t+u} \left(\frac{2}{3} u^3 + u^2 t \right) \frac{1}{n} \right] + o\left(\frac{b}{n}\right) \\ &:= \left([\Sigma_{ii}\Sigma_{jj} + \Sigma_{ij}^2] S \frac{b}{n} + o(1) \right) \frac{b}{n}. \end{aligned}$$

B Preliminaries

Proposition 1. *If variable X and Y are jointly normally distributed with*

$$\begin{bmatrix} X \\ Y \end{bmatrix} \sim N \left(\begin{bmatrix} 0 \\ 0 \end{bmatrix}, \begin{bmatrix} l_{11} & l_{12} \\ l_{12} & l_{22} \end{bmatrix} \right),$$

then $E[X^2 Y^2] = 2l_{12}^2 + l_{11}l_{22}$.

Proposition 2. (Janssen and Stoica, 1987) If $X_1, X_2, X_3,$ and X_4 are jointly normally distributed with mean 0, then

$$E[X_1 X_2 X_3 X_4] = E[X_1 X_2]E[X_3 X_4] + E[X_1 X_3]E[X_2 X_4] + E[X_1 X_4]E[X_2 X_3].$$

Recall $B = \{B(t), t \geq 0\}$ is a p -dimensional standard Brownian motion. Let $B^{(i)}(t)$ be the i th component of vector $B(t)$. Denote $\bar{B} = n^{-1}B(n)$, $\bar{B}_l(k) = k^{-1}[B(l+k) - B(l)]$. Let $\Sigma = LL^T$, where L is a lower triangular matrix. Let $C(t) = LB(t)$ and $C^{(i)}(t)$ be the i th component of $C(t)$. Suppose $\bar{C}_l^{(i)}(k) = k^{-1}(C^{(i)}(l+k) - C^{(i)}(l))$, and $\bar{C}^{(i)} = n^{-1}C^{(i)}(n)$.

We now present some specific preliminary results and notation for the proof of Theorem 3. For $0 < c_2 < c_1 < 1$, let

$$A_2 = \frac{(c_1 b)^2}{n^2} \mathbb{E} \left[\left[\sum_{l=0}^{n-c_1 b} \left(\bar{C}_l^{(i)}(c_1 b) - \bar{C}^{(i)} \right) \left(\bar{C}_l^{(j)}(c_1 b) - \bar{C}^{(j)} \right) \right]^2 \right], \text{ and}$$

$$A_3 = -\frac{c_1 c_2 b^2}{n^2} \mathbb{E} \left[\sum_{l=0}^{n-c_1 b} \left(\bar{C}_l^{(i)}(c_1 b) - \bar{C}^{(i)} \right) \left(\bar{C}_l^{(j)}(c_1 b) - \bar{C}^{(j)} \right) \right] \left[\sum_{l=0}^{n-c_2 b} \left(\bar{C}_l^{(i)}(c_2 b) - \bar{C}^{(i)} \right) \left(\bar{C}_l^{(j)}(c_2 b) - \bar{C}^{(j)} \right) \right].$$

Lemma 2. For $0 < c_2 < c_1 < 1$,

$$A_2 = \left[\frac{2}{3} (\Sigma_{ii} \Sigma_{jj} + \Sigma_{ij}^2) \cdot \frac{c_1 b}{n} + \Sigma_{ij}^2 - 4 \Sigma_{ij}^2 \cdot \frac{c_1 b}{n} \right] + o\left(\frac{b}{n}\right) \text{ and ,}$$

$$A_3 = \frac{(c_2 - 3c_1)c_2}{3c_1} (\Sigma_{ii} \Sigma_{jj} + \Sigma_{ij}^2) \cdot \frac{b}{n} + 2(c_1 + c_2) \cdot \Sigma_{ij}^2 \cdot \frac{b}{n} - \Sigma_{ij}^2 + o\left(\frac{b}{n}\right)$$

Proof. Denote

$$a_1 = \sum_{l=0}^{n-c_1 b} \left(\bar{C}_l^{(i)}(c_1 b) - \bar{C}^{(i)} \right)^2 \left(\bar{C}_l^{(j)}(c_1 b) - \bar{C}^{(j)} \right)^2, \quad (6)$$

$$a_2 = \sum_{s=1}^{c_1 b - 1} \sum_{l=0}^{n-c_1 b - s} \left(\bar{C}_l^{(i)}(c_1 b) - \bar{C}^{(i)} \right) \left(\bar{C}_l^{(j)}(c_1 b) - \bar{C}^{(j)} \right) \left(\bar{C}_{l+s}^{(i)}(c_1 b) - \bar{C}^{(i)} \right) \left(\bar{C}_{l+s}^{(j)}(c_1 b) - \bar{C}^{(j)} \right), \quad (7)$$

$$a_3 = \sum_{s=b}^{n-c_1 b} \sum_{l=0}^{n-c_1 b - s} \left(\bar{C}_l^{(i)}(c_1 b) - \bar{C}^{(i)} \right) \left(\bar{C}_l^{(j)}(c_1 b) - \bar{C}^{(j)} \right) \left(\bar{C}_{l+s}^{(i)}(c_1 b) - \bar{C}^{(i)} \right) \left(\bar{C}_{l+s}^{(j)}(c_1 b) - \bar{C}^{(j)} \right).$$

Then

$$A_1 = \frac{c_1 b^2}{n^2} \mathbb{E} \left[\sum_{l=0}^{n-c_1 b} \left(\bar{C}_l^{(i)}(c_1 b) - \bar{C}^{(i)} \right)^2 \left(\bar{C}_l^{(j)}(c_1 b) - \bar{C}^{(j)} \right)^2 \right]$$

$$\begin{aligned}
& + 2 \sum_{s=1}^{c_1 b - 1} \sum_{l=0}^{n - c_1 b - s} (\bar{C}_l^{(i)}(c_1 b) - \bar{C}^{(i)}) (\bar{C}_l^{(j)}(c_1 b) - \bar{C}^{(j)}) (\bar{C}_{l+s}^{(i)}(c_1 b) - \bar{C}^{(i)}) (\bar{C}_{l+s}^{(j)}(c_1 b) - \bar{C}^{(j)}) \\
& + 2 \sum_{s=b}^{n - c_1 b} \sum_{l=0}^{n - c_1 b - s} \left(\bar{C}_l^{(i)}(c_1 b) - \bar{C}^{(i)} \right) \left(\bar{C}_l^{(j)}(c_1 b) - \bar{C}^{(j)} \right) \left(\bar{C}_{l+s}^{(i)}(c_1 b) - \bar{C}^{(i)} \right) \left(\bar{C}_{l+s}^{(j)}(c_1 b) - \bar{C}^{(j)} \right) \Big]. \\
& = \frac{c_1 b^2}{n^2} E[a_1 + 2a_2 + 2a_3]. \tag{8}
\end{aligned}$$

First we calculate $E[a_1]$ at (6). Let $U_t^{(i)} = B^{(i)}(t) - B^{(i)}(t-1)$, then $U_t^{(i)} \stackrel{iid}{\sim} N(0, 1)$ for $t = 1, 2, \dots, n$ and

$$\bar{B}_l^{(i)}(c_1 b) - \bar{B}^{(i)} = \frac{(n - c_1 b)}{nc_1 b} \sum_{t=l+1}^{l+c_1 b} U_t^{(i)} - \frac{1}{n} \sum_{t=1}^l U_t^{(i)} - \frac{1}{n} \sum_{t=l+c_1 b+1}^n U_t^{(i)}.$$

Notice that $E[\bar{B}_l^{(i)}(c_1 b) - \bar{B}^{(i)}] = 0$ for $l = 0, \dots, (n - c_1 b)$ and

$$\text{Var}[\bar{B}_l^{(i)}(c_1 b) - \bar{B}^{(i)}] = \left(\frac{n - c_1 b}{nc_1 b} \right)^2 c_1 b + \frac{n - c_1 b}{n^2} = \frac{n - c_1 b}{c_1 b n},$$

therefore

$$\bar{B}_l^{(i)}(c_1 b) - \bar{B}^{(i)} \sim N \left(0, \frac{n - c_1 b}{c_1 b n} \right)$$

and

$$\bar{B}_l(c_1 b) - \bar{B}_n \sim N \left(0, \frac{n - c_1 b}{c_1 b n} I_p \right),$$

hence

$$\bar{C}_l(c_1 b) - \bar{C}_n = L(\bar{B}_l - \bar{B}_n) \sim N \left(0, \frac{n - c_1 b}{c_1 b n} LL^T \right). \tag{9}$$

Now consider $E[(\bar{C}_l^{(i)}(c_1 b) - \bar{C}^{(i)})^2 (\bar{C}_l^{(j)}(c_1 b) - \bar{C}^{(j)})^2] := E[Z_i^2 Z_j^2]$ where $Z_i = \bar{C}_l^{(i)}(c_1 b) - \bar{C}^{(i)}$ and $Z_j = \bar{C}_l^{(j)}(c_1 b) - \bar{C}^{(j)}$. Recall $\Sigma = LL^T$, then

$$\begin{bmatrix} Z_i \\ Z_j \end{bmatrix} \sim N \left(\begin{bmatrix} 0 \\ 0 \end{bmatrix}, \frac{n - c_1 b}{c_1 b n} \begin{bmatrix} \Sigma_{ii} & \Sigma_{ij} \\ \Sigma_{ij} & \Sigma_{jj} \end{bmatrix} \right).$$

Apply Proposition 1,

$$\begin{aligned}
E \left[\left(\bar{C}_l^{(i)}(c_1 b) - \bar{C}^{(i)} \right)^2 \left(\bar{C}_l^{(j)}(c_1 b) - \bar{C}^{(j)} \right)^2 \right] & = 2 \left(\frac{n - c_1 b}{c_1 b n} \Sigma_{ij} \right)^2 + \left(\frac{n - c_1 b}{c_1 b n} \Sigma_{ii} \right) \left(\frac{n - c_1 b}{c_1 b n} \Sigma_{jj} \right) \\
& = \left(\frac{n - c_1 b}{c_1 b n} \right)^2 [\Sigma_{ij}^2 + \Sigma_{ii} \Sigma_{jj}] + \left(\frac{n - c_1 b}{c_1 b n} \right)^2 \Sigma_{ij}^2. \tag{10}
\end{aligned}$$

Replace (10) in (6)

$$\begin{aligned}
\mathbb{E}[a_1] &= \sum_{l=0}^{n-c_1b} \mathbb{E} \left[\left(\bar{C}_l^{(i)}(c_1b) - \bar{C}^{(i)} \right)^2 \left(\bar{C}_l^{(j)}(c_1b) - \bar{C}^{(j)} \right)^2 \right] \\
&= (n - c_1b + 1) \left(\frac{n - c_1b}{c_1bn} \right)^2 (\Sigma_{ij}^2 + \Sigma_{ii}\Sigma_{jj}) + \sum_{l=0}^{n-c_1b} \left(\frac{n - c_1b}{c_1bn} \right)^2 \Sigma_{ij}^2 \\
&= \sum_{l=0}^{n-c_1b} \left(\frac{n - c_1b}{c_1bn} \right)^2 \Sigma_{ij}^2 + o\left(\frac{n}{b}\right). \tag{11}
\end{aligned}$$

To calculate $\mathbb{E}[a_2]$ for $s = 1, 2, \dots, (c_1b - 1)$, we require

$$\mathbb{E} \left[\left(\bar{C}_l^{(i)}(c_1b) - \bar{C}^{(i)} \right) \left(\bar{C}_l^{(j)}(c_1b) - \bar{C}^{(j)} \right) \left(\bar{C}_{l+s}^{(i)}(c_1b) - \bar{C}^{(i)} \right) \left(\bar{C}_{l+s}^{(j)}(c_1b) - \bar{C}^{(j)} \right) \right].$$

Notice that

$$\begin{aligned}
\text{Cov}(\bar{C}_l(c_1b) - \bar{C}_n, \bar{C}_{l+s}(c_1b) - \bar{C}_n) &= \mathbb{E} \left[(\bar{C}_l(c_1b) - \bar{C}_n) (\bar{C}_{l+s}(c_1b) - \bar{C}_n)^T \right] \\
&= L \cdot \mathbb{E} \left[(\bar{B}_l(c_1b) - \bar{B}_n) (\bar{B}_{l+s}(c_1b) - \bar{B}_n)^T \right] \cdot L^T.
\end{aligned}$$

Consider each entry of $\mathbb{E}[(\bar{B}_l(c_1b) - \bar{B})(\bar{B}_{l+s}(c_1b) - \bar{B})^T]$. For $i \neq j$,

$$\mathbb{E} \left[\bar{B}_l^{(i)}(c_1b) - \bar{B}^{(i)} \right] \left[\bar{B}_{l+s}^{(j)}(c_1b) - \bar{B}^{(j)} \right] = \mathbb{E} \left[\bar{B}_l^{(i)}(c_1b) - \bar{B}^{(i)} \right] \cdot \mathbb{E} \left[\bar{B}_{l+s}^{(j)}(c_1b) - \bar{B}^{(j)} \right] = 0. \tag{12}$$

For $i = j$, we require $\mathbb{E}[\bar{B}_l^{(i)}(c_1b) - \bar{B}^{(i)}][\bar{B}_{l+s}^{(i)}(c_1b) - \bar{B}^{(i)}]$.

$$\begin{aligned}
&\mathbb{E} \left[\bar{B}_l^{(i)}(c_1b) - \bar{B}^{(i)} \right] \left[\bar{B}_{l+s}^{(i)}(c_1b) - \bar{B}^{(i)} \right] \\
&= \mathbb{E} \left[\bar{B}_l^{(i)}(c_1b) \bar{B}_{l+s}^{(i)}(c_1b) \right] + \mathbb{E} \left[\bar{B}^{(i)} \bar{B}^{(i)} \right] - \mathbb{E} \left[\bar{B}^{(i)} \bar{B}_{l+s}^{(i)}(c_1b) \right] - \mathbb{E} \left[\bar{B}^{(i)} \bar{B}_l^{(i)}(c_1b) \right] \\
&= \frac{1}{c_1b^2} \mathbb{E} \left[\left(B^{(i)}(l + c_1b) - B^{(i)}(l) \right) \left(B^{(i)}(l + s + c_1b) - B^{(i)}(l + s) \right) \right] \\
&\quad + \frac{1}{n^2} \mathbb{E} \left[\left(B^{(i)}(n) \right)^2 \right] - \frac{1}{nc_1b} \mathbb{E} \left[B^{(i)}(n) \left(B^{(i)}(l + c_1b + s) - B^{(i)}(l + s) \right) \right] \\
&\quad - \frac{1}{nc_1b} \mathbb{E} \left[B^{(i)}(n) \left(B^{(i)}(l + c_1b) - B^{(i)}(l) \right) \right] \\
&= \frac{c_1b - s}{c_1^2b^2} + \frac{1}{n} - \frac{2}{n} \\
&= \frac{n - c_1b}{c_1bn} - \frac{s}{n^2}. \tag{13}
\end{aligned}$$

Combine (13) and (12),

$$\text{Cov}(\bar{C}_l(c_1b) - \bar{C}_n, \bar{C}_{l+s}(c_1b) - \bar{C}_n) = L \cdot \left(\frac{n - c_1b}{c_1bn} - \frac{s}{c_1^2b^2} \right) I_p \cdot L^T = \left(\frac{n - c_1b}{c_1bn} - \frac{s}{c_1^2b^2} \right) \cdot \Sigma.$$

Given (9), (12) and (13) and let $Z_1 = \bar{C}_l(c_1b)^{(i)} - \bar{C}_n^{(i)}$, $Z_2 = \bar{C}_l(c_1b)^{(j)} - \bar{C}_n^{(j)}$, $Z_3 = \bar{C}_{l+s}(c_1b)^{(i)} - \bar{C}_n^{(i)}$, $Z_4 = \bar{C}_{l+s}(c_1b)^{(j)} - \bar{C}_n^{(j)}$, $(Z_1, Z_2, Z_3, Z_4)^T$ has a 4-dimensional Normal distribution with mean 0, and covariance matrix,

$$\begin{bmatrix} \left(\frac{n - c_1b}{c_1bn} \right) \Sigma_{ii} & \left(\frac{n - c_1b}{c_1bn} \right) \Sigma_{ij} & \left(\frac{n - c_1b}{c_1bn} - \frac{s}{c_1^2b^2} \right) \Sigma_{ii} & \left(\frac{n - c_1b}{c_1bn} - \frac{s}{c_1^2b^2} \right) \Sigma_{ij} \\ & \left(\frac{n - c_1b}{c_1bn} \right) \Sigma_{jj} & \left(\frac{n - c_1b}{c_1bn} - \frac{s}{c_1^2b^2} \right) \Sigma_{ij} & \left(\frac{n - c_1b}{c_1bn} - \frac{s}{c_1^2b^2} \right) \Sigma_{jj} \\ & & \left(\frac{n - c_1b}{c_1bn} \right) \Sigma_{ii} & \left(\frac{n - c_1b}{c_1bn} \right) \Sigma_{ij} \\ & & & \left(\frac{n - c_1b}{c_1bn} \right) \Sigma_{jj} \end{bmatrix}.$$

Only upper triangle entries are presented due to symmetry of the matrix. By Proposition 2,

$$\begin{aligned} & \mathbb{E}[Z_1Z_2Z_3Z_4] \\ &= \mathbb{E}[Z_1Z_2] \cdot \mathbb{E}[Z_3Z_4] + \mathbb{E}[Z_1Z_3] \cdot \mathbb{E}[Z_2Z_4] + \mathbb{E}[Z_1Z_4] \cdot \mathbb{E}[Z_2Z_3] \\ &= \left(\frac{n - c_1b}{c_1bn} \right)^2 \Sigma_{ij}^2 + \left(\frac{n - c_1b}{c_1bn} - \frac{s}{c_1^2b^2} \right)^2 \Sigma_{ii}\Sigma_{jj} + \left(\frac{n - c_1b}{c_1bn} - \frac{s}{c_1^2b^2} \right)^2 \Sigma_{ij}^2. \end{aligned} \quad (14)$$

Plug (14) in (7),

$$\mathbb{E}[a_2] \quad (15)$$

$$\begin{aligned} &= \sum_{s=1}^{c_1b-1} \sum_{l=0}^{n-c_1b-s} \mathbb{E} \left[\left(\bar{C}_l^{(i)}(c_1b) - \bar{C}_n^{(i)} \right) \left(\bar{C}_l^{(j)}(c_1b) - \bar{C}_n^{(j)} \right) \left(\bar{C}_{l+s}^{(i)}(c_1b) - \bar{C}_n^{(i)} \right) \left(\bar{C}_{l+s}^{(j)}(c_1b) - \bar{C}_n^{(j)} \right) \right] \\ &= \sum_{s=1}^{c_1b-1} \sum_{l=0}^{n-c_1b-s} \mathbb{E}[Z_1Z_2Z_3Z_4] \\ &= \sum_{s=1}^{c_1b-1} \sum_{l=0}^{n-c_1b-s} \left[\left(\frac{n - c_1b}{c_1bn} \right)^2 \Sigma_{ij}^2 + \left(\frac{n - c_1b}{c_1bn} - \frac{s}{c_1^2b^2} \right)^2 \Sigma_{ii}\Sigma_{jj} + \left(\frac{n - c_1b}{c_1bn} - \frac{s}{c_1^2b^2} \right)^2 \Sigma_{ij}^2 \right]. \end{aligned}$$

Notice that

$$\sum_{s=1}^{c_1b-1} \sum_{l=0}^{n-c_1b-s} \left(\frac{n - c_1b}{c_1bn} - \frac{s}{c_1^2b^2} \right)^2$$

$$\begin{aligned}
&= \sum_{s=1}^{c_1b-1} \sum_{l=0}^{n-c_1b-s} \left[\frac{s^2}{c_1^4b^4} + \left(\frac{2}{c_1^2b^2n} - \frac{2}{c_1^3b^3} \right) s + \left(\frac{1}{c_1^2b^2} + \frac{1}{n^2} - \frac{2}{c_1bn} \right) \right] \\
&= \sum_{s=1}^{c_1b-1} \left[-\frac{s^3}{c_1^4b^4} + \left(\frac{n}{c_1^4b^4} + \frac{1}{c_1^3b^3} + \frac{1}{c_1^4b^4} - \frac{2}{c_1^2b^2n} \right) s^2 \right. \\
&\quad + \left(\frac{3}{c_1^2b^2} - \frac{2n}{c_1^3b^3} + \frac{2}{c_1^2b^2n} - \frac{2}{c_1^3b^3} - \frac{1}{n^2} \right) s \\
&\quad \left. + \left(\frac{n}{c_1^2b^2} + \frac{3}{n} - \frac{3}{c_1b} + \frac{1}{c_1^2b^2} + \frac{1}{n^2} - \frac{2}{c_1bn} - \frac{c_1b}{n^2} \right) \right] \\
&= -\frac{1}{c_1^4b^4} \left(\frac{c_1^4b^4}{4} - \frac{c_1^3b^3}{2} + \frac{c_1^2b^2}{4} \right) + \left(\frac{n}{c_1^4b^4} + \frac{1}{c_1^3b^3} + \frac{1}{c_1^4b^4} - \frac{2}{c_1^2b^2n} \right) \left(\frac{c_1^3b^3}{3} - \frac{c_1^2b^2}{2} + \frac{c_1b}{6} \right) \\
&\quad + \left(\frac{3}{b^2} - \frac{2n}{b^3} + \frac{2}{b^2n} - \frac{2}{b^3} - \frac{1}{n^2} \right) \left(\frac{b^2}{2} - \frac{b}{2} \right) \\
&\quad + \left(\frac{n}{c_1^2b^2} + \frac{3}{n} - \frac{3}{c_1b} + \frac{1}{c_1^2b^2} + \frac{1}{n^2} - \frac{2}{c_1bn} - \frac{c_1b}{n^2} \right) (c_1b - 1) \\
&= \frac{n}{c_1^4b^4} \cdot \frac{c_1^3b^3}{3} - \frac{2n}{c_1^3b^3} \cdot \frac{c_1^2b^2}{2} + \frac{n}{c_1^2b^2} \cdot c_1b \\
&= \frac{1}{3} \frac{n}{c_1b} + o\left(\frac{n}{b}\right). \tag{16}
\end{aligned}$$

Plug (16) in (15)

$$E[a_2] = \Sigma_{ij}^2 \sum_{s=1}^{c_1b-1} \sum_{l=0}^{n-c_1b-s} \left(\frac{n-c_1b}{c_1bn} \right)^2 + (\Sigma_{ii}\Sigma_{jj} + \Sigma_{ij}^2) \left[\frac{1}{3} \frac{n}{c_1b} + o\left(\frac{n}{b}\right) \right]. \tag{17}$$

Similarly as $E[a_2]$, we calculate $E[a_3]$ by first calculating

$$E \left[\left(\bar{C}_l^{(i)}(c_1b) - \bar{C}^{(i)} \right) \left(\bar{C}_l^{(j)}(c_1b) - \bar{C}^{(j)} \right) \left(\bar{C}_{l+s}^{(i)}(c_1b) - \bar{C}^{(i)} \right) \left(\bar{C}_{l+s}^{(j)}(c_1b) - \bar{C}^{(j)} \right) \right],$$

for $s = c_1b, \dots, (n - c_1b)$. We will show that

$$\begin{bmatrix} \bar{C}_l(b) - \bar{C} \\ \bar{C}_{l+s}(b) - \bar{C} \end{bmatrix} \sim N \left(\begin{bmatrix} 0 \\ 0 \end{bmatrix}, \begin{bmatrix} \left(\frac{n-b}{bn} \right) \Sigma & -\frac{1}{n} \Sigma \\ -\frac{1}{n} \Sigma & \left(\frac{n-b}{bn} \right) \Sigma \end{bmatrix} \right). \tag{18}$$

Continuing as in (12)

$$\text{Cov} \left(\bar{C}_l(c_1b) - \bar{C}, \bar{C}_{l+s}(c_1b) - \bar{C} \right) = L \cdot \left(-\frac{1}{n} \right) I_p \cdot L^T = -\frac{1}{n} \cdot \Sigma. \tag{19}$$

The joint distribution in (18) follows (19) and (9). Denote $Z_1 = \bar{C}_l(c_1b)^{(i)} - \bar{C}^{(i)}$, $Z_2 =$

$\bar{C}_l(c_1b)^{(j)} - \bar{C}^{(j)}$, $Z_3 = \bar{C}_{l+s}(c_1b)^{(i)} - \bar{C}^{(i)}$, $Z_4 = \bar{C}_{l+s}(c_1b)^{(j)} - \bar{C}^{(j)}$. By Proposition 2,

$$\begin{aligned}
& \mathbb{E}[a_3] \tag{20} \\
&= \sum_{s=c_1b}^{n-c_1b} \sum_{l=0}^{n-c_1b-s} \mathbb{E} \left[\left(\bar{C}_l^{(i)}(c_1b) - \bar{C}^{(i)} \right) \left(\bar{C}_l^{(j)}(c_1b) - \bar{C}^{(j)} \right) \left(\bar{C}_{l+s}^{(i)}(c_1b) - \bar{C}^{(i)} \right) \left(\bar{C}_{l+s}^{(j)}(c_1b) - \bar{C}^{(j)} \right) \right] \\
&= \sum_{s=b}^{n-c_1b} \sum_{l=0}^{n-c_1b-s} \mathbb{E}[Z_1 Z_2 Z_3 Z_4] \\
&= \sum_{s=b}^{n-c_1b} \sum_{l=0}^{n-c_1b-s} \left[\left(\frac{n-c_1b}{c_1bn} \right)^2 \Sigma_{ij}^2 + \frac{1}{n^2} \Sigma_{ii} \Sigma_{jj} + \frac{1}{n^2} \Sigma_{ij}^2 \right].
\end{aligned}$$

Notice

$$\begin{aligned}
\sum_{s=c_1b}^{n-c_1b} \sum_{l=1}^{n-c_1b+1-s} \frac{1}{n^2} &= \frac{1}{n^2} \cdot \sum_{s=c_1b}^{n-c_1b} (n-c_1b-s+1) \\
&= -\frac{1}{n^2} \left(\frac{n^2}{2} - c_1bn + \frac{n}{2} \right) + \left(\frac{1}{n} - \frac{c_1b}{n^2} + \frac{1}{n^2} \right) (n-2c_1b+1) \\
&= o\left(\frac{n}{b}\right). \tag{21}
\end{aligned}$$

Plug (21) in (20),

$$\mathbb{E}[a_3] = \Sigma_{ij}^2 \sum_{s=b}^{n-c_1b} \sum_{l=0}^{n-c_1b-s} \left(\frac{n-c_1b}{c_1bn} \right)^2 + o\left(\frac{n}{b}\right). \tag{22}$$

Plug (11),(17) and (22) in (8),

$$\begin{aligned}
A_2 &= \mathbb{E} \left[\frac{c_1^2 b^2}{n^2} \left[\sum_{l=0}^{n-c_1b} \left(\bar{C}_l^{(i)}(c_1b) - \bar{C}^{(i)} \right) \left(\bar{C}_l^{(j)}(c_1b) - \bar{C}^{(j)} \right) \right]^2 \right] \\
&= \frac{c_1^2 b^2}{n^2} \cdot [\mathbb{E}a_1 + 2\mathbb{E}a_2 + 2\mathbb{E}a_3] \\
&= \frac{c_1 b^2}{n^2} \cdot \left[\frac{2}{3} (\Sigma_{ii} \Sigma_{jj} + \Sigma_{ij}^2) \cdot \frac{n}{c_1 b} + o\left(\frac{n}{b}\right) \right. \\
&\quad \left. + \Sigma_{ij}^2 \left(\sum_{l=0}^{n-c_1b} \left(\frac{n-c_1b}{c_1bn} \right)^2 + 2 \sum_{s=1}^{c_1b-1} \sum_{l=0}^{n-c_1b-s} \left(\frac{n-c_1b}{c_1bn} \right)^2 + 2 \sum_{s=c_1b}^{n-c_1b} \sum_{l=0}^{n-c_1b-s} \left(\frac{n-c_1b}{c_1bn} \right)^2 \right) \right] \\
&= \frac{c_1^2 b^2}{n^2} \cdot \left[\frac{2}{3} (\Sigma_{ii} \Sigma_{jj} + \Sigma_{ij}^2) \cdot \frac{n}{c_1 b} + o\left(\frac{n}{b}\right) + \Sigma_{ij}^2 \left(\frac{n-c_1b}{c_1bn} \right)^2 (n-c_1b+1)^2 \right]
\end{aligned}$$

$$\begin{aligned}
&= \frac{c_1^2 b^2}{n^2} \cdot \left[\frac{2}{3} (\Sigma_{ii} \Sigma_{jj} + \Sigma_{ij}^2) \cdot \frac{n}{c_1 b} + o\left(\frac{n}{c_1 b}\right) + \Sigma_{ij}^2 \left(\frac{n^2}{c_1^2 b^2} - \frac{4n}{c_1 b} \right) \right] \\
&= \left[\frac{2}{3} (\Sigma_{ii} \Sigma_{jj} + \Sigma_{ij}^2) \cdot \frac{c_1 b}{n} + \Sigma_{ij}^2 - 4 \Sigma_{ij}^2 \cdot \frac{c_1 b}{n} \right] + o\left(\frac{b}{n}\right).
\end{aligned}$$

That proves the first part of the lemma. We now move on to term A_3 . Let

$$OL^{(i)} = \left(\bar{C}_p^{(i)}(c_1 b) - \bar{C}^{(i)} \right) \left(\bar{C}_q^{(i)}(c_2 b) - \bar{C}^{(i)} \right),$$

and

$$OL^{(j)} = \left(\bar{C}_p^{(j)}(c_1 b) - \bar{C}^{(j)} \right) \left(\bar{C}_q^{(j)}(c_2 b) - \bar{C}^{(j)} \right),$$

for p, q satisfying $q \geq p$ and $q + c_1 b \leq p + c_2 b$. Then

$$\begin{aligned}
A_3 & \tag{23} \\
&= -\frac{c_1 c_2 b^2}{n^2} \left[\sum_{l=0}^{n-c_1 b} \left(\bar{C}_l^{(i)}(c_1 b) - \bar{C}^{(i)} \right) \left(\bar{C}_l^{(j)}(c_1 b) - \bar{C}^{(j)} \right) \right] \left[\sum_{l=0}^{n-c_2 b} \left(\bar{C}_l^{(i)}(c_2 b) - \bar{C}^{(i)} \right) \left(\bar{C}_l^{(j)}(c_2 b) - \bar{C}^{(j)} \right) \right] \\
&= -\frac{c_1 c_2 b^2}{n^2} \cdot \mathbb{E} [((c_1 - c_2)b + 1)(n - b + 1) \cdot OL^{(i)} OL^{(j)} \\
&\quad + 2 \sum_{s=1}^{c_2 b - 1} \sum_{l=0}^{n-c_1 b - s} \left(\bar{C}_l(c_1 b)^{(i)} - \bar{C}^{(i)} \right) \left(\bar{C}_l(c_1 b)^{(j)} - \bar{C}^{(j)} \right) \left(\bar{C}_{l+(c_1-c_2)b+s}^{(i)}(c_2 b) - \bar{C}^{(i)} \right) \left(\bar{C}_{l+(c_1-c_2)b+s}^{(j)}(c_2 b) - \bar{C}^{(j)} \right) \\
&\quad + 2 \sum_{s=c_2 b}^{n-c_1 b} \sum_{l=0}^{n-c_1 b - s} \left(\bar{C}_l(c_1 b)^{(i)} - \bar{C}^{(i)} \right) \left(\bar{C}_l(c_1 b)^{(j)} - \bar{C}^{(j)} \right) \left(\bar{C}_{l+(c_1-c_2)b+s}^{(i)}(c_2 b) - \bar{C}^{(i)} \right) \left(\bar{C}_{l+(c_1-c_2)b+s}^{(j)}(c_2 b) - \bar{C}^{(j)} \right)],
\end{aligned}$$

Denote the two double sums in (23) by:

$$\begin{aligned}
a_4 &= \sum_{s=1}^{c_2 b - 1} \sum_{l=0}^{n-c_1 b - s} \left(\bar{C}_l(c_1 b)^{(i)} - \bar{C}^{(i)} \right) \left(\bar{C}_l(c_1 b)^{(j)} - \bar{C}^{(j)} \right) \left(\bar{C}_{l+(c_1-c_2)b+s}^{(i)}(c_2 b) - \bar{C}^{(i)} \right) \left(\bar{C}_{l+(c_1-c_2)b+s}^{(j)}(c_2 b) - \bar{C}^{(j)} \right), \\
a_5 &= \sum_{s=c_2 b}^{n-c_1 b} \sum_{l=0}^{n-c_1 b - s} \left(\bar{C}_l(c_1 b)^{(i)} - \bar{C}^{(i)} \right) \left(\bar{C}_l(c_1 b)^{(j)} - \bar{C}^{(j)} \right) \left(\bar{C}_{l+(c_1-c_2)b+s}^{(i)}(c_2 b) - \bar{C}^{(i)} \right) \left(\bar{C}_{l+(c_1-c_2)b+s}^{(j)}(c_2 b) - \bar{C}^{(j)} \right).
\end{aligned}$$

First consider $\mathbb{E}[OL^{(i)} OL^{(j)}]$ at (23). We will show that

$$\begin{bmatrix} \bar{C}_p(c_1 b) - \bar{C}_n \\ \bar{C}_q(c_2 b) - \bar{C}_n \end{bmatrix} \sim N \left(\begin{bmatrix} 0 \\ 0 \end{bmatrix}, \begin{bmatrix} \left(\frac{n-c_1 b}{c_1 b n} \right) \Sigma & \left(\frac{n-c_1 b}{c_1 b n} \right) \Sigma \\ \left(\frac{n-c_1 b}{c_1 b n} \right) \Sigma & \left(\frac{n-c_2 b}{c_2 b n} \right) \Sigma \end{bmatrix} \right). \tag{24}$$

For $i \neq j$,

$$\mathbb{E} \left[\bar{B}_p^{(i)}(c_1b) - \bar{B}^{(i)} \right] \left[\bar{B}_q^{(j)}(c_2b) - \bar{B}^{(j)} \right] = \mathbb{E} \left[\bar{B}_p^{(i)}(c_1b) - \bar{B}^{(i)} \right] \cdot \mathbb{E} \left[\bar{B}_q^{(j)}(c_2b) - \bar{B}^{(j)} \right] = 0. \quad (25)$$

For $i = j$ and p, q satisfying $q \geq p$ and $q + c_2b \leq p + c_1b$, following steps similar to (13),

$$\mathbb{E} \left[\bar{B}_p^{(i)}(c_1b) - \bar{B}^{(i)} \right] \left[\bar{B}_q^{(i)}(c_2b) - \bar{B}^{(i)} \right] = \frac{n - c_1b}{nc_1b}. \quad (26)$$

By (25) and (26)

$$\text{Cov} \left(\bar{C}_p(c_1b) - \bar{C}_n, \bar{C}_q(c_2b) - \bar{C}_n \right) = L \cdot \left(\frac{n - c_1b}{c_1bn} \right) I_p \cdot L^T = \frac{n - c_1b}{c_1bn} \cdot \Sigma. \quad (27)$$

Equation (27) yields the joint distribution at (24). Denote $Z_1 = \bar{C}_p(c_1b)^{(i)} - \bar{C}^{(i)}$, $Z_2 = \bar{C}_p(c_1b)^{(j)} - \bar{C}^{(j)}$, $Z_3 = \bar{C}_q(c_2b)^{(i)} - \bar{C}^{(i)}$, $Z_4 = \bar{C}_q(c_2b)^{(j)} - \bar{C}^{(j)}$. Then

$$\begin{aligned} & \mathbb{E} \left[((c_1 - c_2)b + 1)(n - c_1b + 1) OL^{(i)} OL^{(j)} \right] \\ &= ((c_1 - c_2)b + 1)(n - c_1b + 1) \cdot \\ & \quad \times \mathbb{E} \left[(\bar{C}_p^{(i)}(c_1b) - \bar{C}^{(i)})(\bar{C}_p^{(j)}(c_1b) - \bar{C}^{(j)})(\bar{C}_q^{(i)}(c_2b) - \bar{C}^{(i)})(\bar{C}_q^{(j)}(c_2b) - \bar{C}^{(j)}) \right] \\ &= ((c_1 - c_2)b + 1)(n - c_1b + 1) \cdot \mathbb{E}[Z_1 Z_2 Z_3 Z_4] \\ &= ((c_1 - c_2)b + 1)(n - c_1b + 1) \cdot \left(\frac{n - c_1b}{c_1bn} \right)^2 (\Sigma_{ij}^2 + \Sigma_{ii} \Sigma_{jj}) \\ & \quad + ((c_1 - c_2)b + 1)(n - c_1b + 1) \cdot \left(\frac{n - c_1b}{c_1bn} \right) \left(\frac{n - c_2b}{c_2bn} \right) \Sigma_{ij}^2. \end{aligned} \quad (28)$$

Notice that

$$\begin{aligned} & ((c_1 - c_2)b + 1)(n - c_1b + 1) \cdot \left(\frac{n - c_1b}{c_1bn} \right)^2 \\ &= ((c_1 - c_2)b + 1)(n - c_1b + 1) \cdot \left(\frac{1}{c_1^2 b^2} + \frac{1}{n^2} - \frac{2}{c_1bn} \right) \\ &= (c_1 - c_2)bn \frac{1}{c_1^2 b^2} + o\left(\frac{n}{b}\right) \\ &= (c_1 - c_2) \frac{n}{c_1^2 b} + o\left(\frac{n}{b}\right), \end{aligned} \quad (29)$$

and

$$((c_1 - c_2)b + 1)(n - c_1b + 1) \cdot \left(\frac{n - c_1b}{c_1bn} \right) \left(\frac{n - c_2b}{c_2bn} \right)$$

$$\begin{aligned}
&= ((c_1 - c_2)b + 1)(n - c_1b + 1) \cdot \left(\frac{1}{c_1c_2b^2} + \frac{1}{n^2} - \frac{(c_1 + c_1)}{c_1c_2bn} \right) \\
&= (c_1 - c_2)bn \frac{1}{c_1c_2b^2} + o\left(\frac{n}{b}\right) \\
&= \frac{c_1 - c_2}{c_1c_2} \frac{n}{b} + o\left(\frac{n}{b}\right). \tag{30}
\end{aligned}$$

Plug (29) and (30) in (28),

$$\begin{aligned}
&E \left[((c_1 - c_2)b + 1)(n - c_1b + 1)OL^{(i)}OL^{(j)} \right] \\
&= \left[\frac{(c_1 - c_2)}{c_1^2} (\Sigma_{ii}\Sigma_{jj} + \Sigma_{ij}^2) + \frac{c_1 - c_2}{c_1c_2} \Sigma_{ij}^2 \right] \cdot \frac{n}{b} + o\left(\frac{n}{b}\right). \tag{31}
\end{aligned}$$

We calculate $E[a_4]$ by first deriving

$$\begin{aligned}
\begin{bmatrix} \bar{C}_l(c_1b) - \bar{C} \\ \bar{C}_{l+(c_1-c_2)b+s}(c_2b) - \bar{C} \end{bmatrix} &\sim N \left(\begin{bmatrix} 0 \\ 0 \end{bmatrix}, \begin{bmatrix} \left(\frac{n - c_1b}{c_1bn} \right) \Sigma & \left(\frac{1}{c_1b} - \frac{1}{n} - \frac{s}{c_2^2b^2} \right) \Sigma \\ \left(\frac{1}{c_1b} - \frac{1}{n} - \frac{s}{c_2b^2} \right) \Sigma & \left(\frac{n - c_2b}{c_2bn} \right) \Sigma \end{bmatrix} \right). \tag{32}
\end{aligned}$$

All we need to obtain is the covariance matrix. Continuing as before in (12), For $i \neq j$,

$$E \left[\bar{B}_l^{(i)}(c_1b) - \bar{B}^{(i)} \right] \left[\bar{B}_{l+(c_1-c_2)b+s}^{(j)}(c_2b) - \bar{B}^{(j)} \right] = 0. \tag{33}$$

For $i = j$, we need to calculate $E[\bar{B}_l^{(i)}(c_1b) - \bar{B}^{(i)}][\bar{B}_{l+(c_1-c_2)b+s}^{(i)}(c_1b) - \bar{B}^{(i)}]$ for $s = 1, \dots, (c_2b - 1)$. Continuing as before in (13),

$$\begin{aligned}
&E \left[\bar{B}_l^{(i)}(c_1b) - \bar{B}^{(i)} \right] \left[\bar{B}_{l+(c_1-c_2)b+s}^{(i)}(c_1b) - \bar{B}^{(i)} \right] \\
&= \frac{1}{c_1b} - \frac{1}{n} - \frac{s}{c_1c_2b^2}. \tag{34}
\end{aligned}$$

By (33) and (34),

$$\text{Cov}(\bar{C}_l(b) - \bar{C}, \bar{C}_{l+s}(b) - \bar{C}) = \left(\frac{1}{c_1b} - \frac{1}{n} - \frac{s}{c_1c_2b^2} \right) \cdot \Sigma. \tag{35}$$

Therefore (32) follows from (9) and (35). Again denote $Z_1 = \bar{C}_l^{(i)}(c_1b) - \bar{C}^{(i)}$, $Z_2 = \bar{C}_l^{(j)}(c_1b) - \bar{C}^{(j)}$, $Z_3 = \bar{C}_{l+(c_1-c_2)b+s}^{(i)}(c_2b) - \bar{C}^{(i)}$, $Z_4 = \bar{C}_{l+(c_1-c_2)b+s}^{(j)}(c_2b) - \bar{C}^{(j)}$,

$$E[a_4] \tag{36}$$

$$\begin{aligned}
&= \sum_{s=1}^{c_2b-1} \sum_{l=0}^{n-c_1b-s} E \left[(\bar{C}_l^{(i)}(c_1b) - \bar{C}^{(i)})(\bar{C}_l^{(j)}(c_1b) - \bar{C}^{(j)})(\bar{C}_{l+(c_1-c_2)b+s}^{(i)}(c_2b) - \bar{C}^{(i)})(\bar{C}_{l+(c_1-c_2)b+s}^{(j)}(c_2b) - \bar{C}^{(j)}) \right] \\
&= \sum_{s=1}^{c_2b-1} \sum_{l=0}^{n-c_1b-s} E[Z_1 Z_2 Z_3 Z_4] \\
&= \sum_{s=1}^{c_2b-1} \sum_{l=0}^{n-c_1b-s} \left[\left(\frac{n-c_1b}{c_1bn} \right) \left(\frac{n-c_2b}{c_2bn} \right) \Sigma_{ij}^2 + \left(\frac{1}{c_1b} - \frac{1}{n} - \frac{s}{c_1c_2b^2} \right)^2 \Sigma_{ii}\Sigma_{jj} + \left(\frac{1}{c_1b} - \frac{1}{n} - \frac{s}{c_1c_2b^2} \right)^2 \Sigma_{ij}^2 \right].
\end{aligned}$$

Notice

$$\begin{aligned}
&\sum_{s=1}^{c_2b-1} \sum_{l=0}^{n-c_1b-s} \left(\frac{n-c_1b}{c_1bn} \right) \left(\frac{n-c_2b}{c_2bn} \right) \\
&= \sum_{s=1}^{c_2b-1} \left[\left(\frac{1}{c_1c_2b^2} - \frac{c_2+c_1}{c_1c_2} \frac{1}{bn} + \frac{1}{n^2} \right) (n-c_1b+1) - \left(\frac{1}{c_1c_2b^2} - \frac{c_1+c_2}{c_1c_2} \frac{1}{bn} + \frac{1}{n^2} \right) s \right] \\
&= \left(\frac{1}{c_1c_2b^2} - \frac{c_2+c_1}{c_1c_2} \frac{1}{bn} + \frac{1}{n^2} \right) (n-c_1b+1)(c_2b-1) - \left(\frac{1}{c_1c_2b^2} - \frac{c_1+c_2}{c_1c_2} \frac{1}{bn} + \frac{1}{n^2} \right) \left(\frac{c_2b^2}{2} - \frac{cb}{2} \right) \\
&= \frac{1}{c_1c_2b^2} \cdot n \cdot c_2b + o\left(\frac{n}{b}\right) \\
&= \frac{n}{c_1b} + o\left(\frac{n}{b}\right), \tag{37}
\end{aligned}$$

and

$$\begin{aligned}
&\sum_{s=1}^{c_2b-1} \sum_{l=0}^{n-c_1b-s} \left(\frac{1}{c_1b} - \frac{1}{n} - \frac{s}{c_1c_2b^2} \right)^2 \\
&= \sum_{s=1}^{c_2b-1} \sum_{l=0}^{n-c_1b-s} \left[\frac{s^2}{c_1^2c_2^2b^4} + \left(\frac{2}{c_1c_2b^2n} - \frac{2}{c_1^2c_2b^3} \right) s + \left(\frac{1}{c_1^2b^2} + \frac{1}{n^2} - \frac{2}{c_1bn} \right) \right] \\
&= \sum_{s=1}^{c_2b-1} \left[-\frac{s^3}{c_1^2c_2^2b^4} + \left(\frac{n}{c_1^2c_2^2b^4} - \left(\frac{2}{c_1^2c_2} + \frac{1}{c_1c_2^2} \right) \frac{1}{b^3} + \frac{1}{c_1c_2^2} \frac{1}{b^4} + \frac{2}{c_1c_2} \frac{1}{b^2n} \right) s^2 \right. \\
&\quad \left. + \left[\left(\frac{4}{c_1c_2} - \frac{1}{c_1^2} \right) \frac{1}{b^2} - \frac{2}{c_1^2c_2} \frac{n}{b^3} + \left(\frac{2}{c_1} - \frac{2}{c_2} \right) \frac{1}{bn} + \frac{2}{c_1c_2} \frac{1}{b^2n} - \frac{2}{c_1^2c_2} \frac{1}{b^3} - \frac{1}{n^2} \right] s \right. \\
&\quad \left. + \left(\frac{n}{c_1b^2} + \frac{3}{n} - \frac{3}{c_1b} - \frac{c_1b}{n^2} + \frac{1}{c_1^2b^2} + \frac{1}{n^2} - \frac{2}{c_1bn} \right) \right] \\
&= -\frac{s^3}{c_1^2c_2^2b^4} \left(\frac{c_2^2b^4}{4} - \frac{c_2^3b^3}{2} + \frac{c_2^2b^2}{4} \right) \tag{38} \\
&\quad + \left(\frac{n}{c_1^2c_2^2b^4} - \left(\frac{2}{c_1^2c_2} + \frac{1}{c_1c_2^2} \right) \frac{1}{b^3} + \frac{1}{c_1c_2^2} \frac{1}{b^4} + \frac{2}{c_1c_2} \frac{1}{b^2n} \right) \cdot \left(\frac{c_2^3b^3}{3} - \frac{c_2^2b^2}{2} \frac{c_2b}{6} \right) \\
&\quad + \left[\left(\frac{4}{c_1c_2} - \frac{1}{c_1^2} \right) \frac{1}{b^2} - \frac{2}{c_1^2c_2} \frac{n}{b^3} + \left(\frac{2}{c_1} - \frac{2}{c_2} \right) \frac{1}{bn} + \frac{2}{c_1c_2} \frac{1}{b^2n} - \frac{2}{c_1^2c_2} \frac{1}{b^3} - \frac{1}{n^2} \right] \cdot \left(\frac{c_2^2b^2}{2} - \frac{c_2b}{2} \right)
\end{aligned}$$

$$\begin{aligned}
& + \left(\frac{n}{c_1 b^2} + \frac{3}{n} - \frac{3}{c_1 b} - \frac{c_1 b}{n^2} + \frac{1}{c_1^2 b^2} + \frac{1}{n^2} - \frac{2}{c_1 b n} \right) (c_2 b - 1) \Big] \\
& = \frac{1}{c_1^2 c_2^2} \cdot \frac{n}{b^4} \cdot \frac{c_2^3 b^3}{3} - \frac{2}{c_1^2 c_2} \cdot \frac{n}{b^3} \cdot \frac{c_2^2 b^2}{2} + \frac{n}{c_1 b^2} \cdot c_2 b + o\left(\frac{n}{b}\right) \\
& = \frac{c_2}{c_1^2 3} \cdot \frac{n}{b} + o\left(\frac{n}{b}\right).
\end{aligned}$$

Plug (37) and (38) in (36)

$$E[a_4] = \frac{c_2}{3c_1^2} (\Sigma_{ii} \Sigma_{jj} + \Sigma_{ij}^2) \frac{n}{b} + \Sigma_{ij}^2 \frac{n}{c_1 b} + o\left(\frac{n}{b}\right). \quad (39)$$

Finally, we calculate $E[a_5]$. For $s = c_2 b, \dots, (n - c_1 b)$, We will show that

$$\begin{bmatrix} \bar{C}_l(c_1 b) - \bar{C} \\ \bar{C}_{l+(c_1-c_2)b+s}(c_2 b) - \bar{C} \end{bmatrix} \sim N \left(\begin{bmatrix} 0 \\ 0 \end{bmatrix}, \begin{bmatrix} \left(\frac{n-c_1 b}{c_1 b n} \right) \Sigma & -\frac{1}{n} \Sigma \\ -\frac{1}{n} \Sigma & \left(\frac{n-c_2 b}{c_2 b n} \right) \Sigma \end{bmatrix} \right). \quad (40)$$

For $i \neq j$,

$$E \left[\bar{B}_l^{(i)}(c_1 b) - \bar{B}^{(i)} \right] \left[\bar{B}_{l+(c_1-c_2)b+s}^{(j)}(c_2 b) - \bar{B}^{(j)} \right] = 0. \quad (41)$$

For $i = j$, we need to calculate $E[\bar{B}_l^{(i)}(c_1 b) - \bar{B}^{(i)}][\bar{B}_{l+(1-c)b+s}^{(i)}(cb) - \bar{B}^{(i)}]$ for $s = cb, \dots, (n-b)$. Similar to the steps in (13), we get

$$E \left[\bar{B}_l^{(i)}(c_1 b) - \bar{B}^{(i)} \right] \left[\bar{B}_{l+(c_1-c_2)b+s}^{(j)}(c_2 b) - \bar{B}^{(j)} \right] = -\frac{1}{n}. \quad (42)$$

By (41) and (42),

$$\text{Cov}(\bar{C}_l(c_1 b) - \bar{C}, \bar{C}_{l+(c_1-c_2)b+s}(c_2 b) - \bar{C}) = -\frac{1}{n} \cdot \Sigma. \quad (43)$$

Therefore (40) follows from (9) and (43). Again denote $Z_1 = \bar{C}_l^{(i)}(c_1 b) - \bar{C}^{(i)}$, $Z_2 = \bar{C}_l^{(j)}(c_1 b) - \bar{C}^{(j)}$, $Z_3 = \bar{C}_{l+(c_1-c_2)b+s}^{(i)}(c_2 b) - \bar{C}^{(i)}$, $Z_4 = \bar{C}_{l+(c_1-c_2)b+s}^{(j)}(c_2 b) - \bar{C}^{(j)}$

$$E[a_5] \quad (44)$$

$$\begin{aligned}
& = \sum_{s=c_2 b}^{n-c_1 b} \sum_{l=0}^{n-c_1 b-s} E \left[(\bar{C}_l^{(i)}(c_1 b) - \bar{C}^{(i)}) (\bar{C}_l^{(j)}(c_1 b) - \bar{C}^{(j)}) (\bar{C}_{l+(c_1-c_2)b+s}^{(i)}(c_2 b) - \bar{C}^{(i)}) (\bar{C}_{l+(c_1-c_2)b+s}^{(j)}(c_2 b) - \bar{C}^{(j)}) \right] \\
& = \sum_{s=c_2 b}^{n-c_1 b} \sum_{l=0}^{n-c_1 b-s} E[Z_1 Z_2 Z_3 Z_4]
\end{aligned}$$

$$= \sum_{s=c_2b}^{n-c_1b} \sum_{l=0}^{n-c_1b-s} \left[\left(\frac{n-c_1b}{c_1bn} \right) \left(\frac{n-c_2b}{c_2bn} \right) \Sigma_{ij}^2 + \frac{1}{n^2} \Sigma_{ii} \Sigma_{jj} + \frac{1}{n^2} \Sigma_{ij}^2 \right].$$

Notice

$$\begin{aligned} & \sum_{s=c_2b}^{n-c_1b} \sum_{l=0}^{n-c_1b-s} \left(\frac{n-c_1b}{c_1bn} \right) \left(\frac{n-c_2b}{c_2bn} \right) \\ &= \sum_{s=c_2b}^{n-c_1b} \left(\frac{1}{c_1c_2b^2} - \frac{c_1+c_2}{c_1c_2} \frac{1}{bn} + \frac{1}{n^2} \right) (n-c_1b+1) - \left(\frac{1}{c_1c_2b^2} - \frac{c_1+c_2}{c_1c_2} \frac{1}{bn} + \frac{1}{n^2} \right) s \\ &= \left(\frac{1}{c_1c_2b^2} - \frac{c_1+c_2}{c_1c_2} \frac{1}{bn} + \frac{1}{n^2} \right) (n-c_1b+1)[n-(c_1+c_2)b+1] \\ &\quad - \left(\frac{1}{c_1c_2b^2} - \frac{c_1+c_2}{c_1c_2} \frac{1}{bn} + \frac{1}{n^2} \right) \frac{[(c_2-c_1)b+n][n-(c_1+c_2)b+1]}{2} \\ &= \left(\frac{1}{c_1c_2b^2} - \frac{c_1+c_2}{c_1c_2} \frac{1}{bn} + \frac{1}{n^2} \right) [n^2 - (2c_1+c_2)bn + 2n + (c_1^2+c_1)b^2 - (2c_1+c_2)b + 1] \\ &\quad - \left(\frac{1}{c_1c_2b^2} - \frac{c_1+c_2}{c_1c_2} \frac{1}{bn} + \frac{1}{n^2} \right) \cdot \frac{n^2 - (c_1+c_2)bn + n + (c_2-c_1)bn - (c_1+c_2)(c_2-c_1)b^2 + (c_2-c_1)b}{2} \\ &= \left(\frac{1}{c_1c_2b^2} \cdot n^2 - \frac{1}{c_1c_2b^2} (2c_1+c_2) \cdot bn - \frac{c_1+c_2}{c_1c_2} \frac{1}{bn} \cdot n^2 \right) \\ &\quad - \left(\frac{1}{c_1c_2b^2} \cdot \frac{n^2}{2} - \frac{c_1}{c_1c_2b^2} \cdot bn - \frac{c_1+c_2}{c_1c_2} \cdot \frac{1}{bn} \cdot \frac{n^2}{2} \right) + o\left(\frac{n}{b}\right) \\ &= \frac{1}{2c_1c_2} \frac{n^2}{b^2} - \left(\frac{3}{2c_1} + \frac{3}{2c_2} \right) \frac{n}{b} + o\left(\frac{n}{b}\right), \end{aligned} \tag{45}$$

and

$$\begin{aligned} & \sum_{s=c_2b}^{n-c_1b} \sum_{l=0}^{n-c_1b-s} \frac{1}{n^2} \\ &= \sum_{s=c_2b}^{n-c_1b} -\frac{s}{n^2} + \left(\frac{1}{n} - \frac{c_1b}{n^2} + \frac{1}{n^2} \right) \\ &= -\frac{1}{n^2} \left(\frac{(n-c_1b-c_2b+1)(n-(c_1-c_2))}{2} \right) + \left(\frac{1}{n} - \frac{c_1b}{n^2} + \frac{1}{n^2} \right) \cdot [n-(c_1+c_2)2b+1] \\ &= o\left(\frac{n}{b}\right). \end{aligned} \tag{46}$$

Plug (45) and (46) in (44),

$$\mathbb{E}[a_5] = \Sigma_{ij}^2 \left(\frac{1}{2c_1c_2} \frac{n^2}{b^2} - \left(\frac{3}{2c_1} + \frac{3}{2c_2} \right) \frac{n}{b} \right). \tag{47}$$

Replace (31), (39) and (47) in (23)

$$\begin{aligned}
A_3 &= \mathbb{E} \left[-\frac{c_1 c_2 b^2}{n^2} \left[\sum_{l=0}^{n-b} (\bar{C}_l^{(i)}(b) - \bar{C}^{(i)})(\bar{C}_l^{(j)}(b) - \bar{C}^{(j)}) \right] \left[\sum_{l=0}^{n-cb} (\bar{C}_l^{(i)}(cb) - \bar{C}^{(i)})(\bar{C}_l^{(j)}(cb) - \bar{C}^{(j)}) \right] \right] \\
&= -\frac{c_1 c_2 b^2}{n^2} \cdot \mathbb{E} \left[((c_1 - c_2)b + 1)(n - b + 1) \cdot OL^{(i)} OL^{(j)} + 2a_4 + 2a_5 \right] \\
&= -c_1 c_2 \frac{b}{n} \cdot \left[\frac{(c_1 - c_2)}{c_1^2} (\Sigma_{ii} \Sigma_{jj} + \Sigma_{ij}^2) + \frac{c_1 - c_2}{c_1 c_2} \Sigma_{ij}^2 \right. \\
&\quad \left. + \frac{2c_2}{3c_1^2} (\Sigma_{ii} \Sigma_{jj} + \Sigma_{ij}^2) + \Sigma_{ij}^2 \frac{2}{c_1} + \Sigma_{ij}^2 \left(\frac{1}{c_1 c_2} \frac{n}{b} - \left(\frac{3}{c_1} + \frac{3}{c_2} \right) \right) \right] + o\left(\frac{b}{n}\right) \\
&= -c_1 c_2 \frac{b}{n} \left[\frac{3c_1 - c_2}{3c_1^2} (\Sigma_{ii} \Sigma_{jj} + \Sigma_{ij}^2) \cdot -2 \left(\frac{c_1 + c_2}{c_1 c_2} \right) \cdot \Sigma_{ij}^2 + \frac{1}{c_1 c_2} \frac{n}{b} \cdot \Sigma_{ij}^2 \right] + o\left(\frac{b}{n}\right) \\
&= \frac{(c_2 - 3c_1)c_2}{3c_1} (\Sigma_{ii} \Sigma_{jj} + \Sigma_{ij}^2) \cdot \frac{b}{n} + 2(c_1 + c_2) \cdot \Sigma_{ij}^2 \cdot \frac{b}{n} - \Sigma_{ij}^2 + o\left(\frac{b}{n}\right).
\end{aligned}$$

□

Define

$$\tilde{\Sigma}_{wL} = \frac{1}{n} \sum_{k=1}^b \sum_{l=0}^{n-k} k^2 \Delta_2 w_n(k) [\bar{C}_l(k) - \bar{C}] [\bar{C}_l(k) - \bar{C}]^T,$$

with elements $\tilde{\Sigma}_{wL,ij}$.

Lemma 3. *If Assumption 1 holds and $\sum_{k=1}^b (\Delta_2 w_k)^2 \leq O(b^{-2})$ then*

$$\text{Var}[\tilde{\Sigma}_{wL,ij}] = (\Sigma_{ii} \Sigma_{jj} + \Sigma_{ij}^2) \left[\frac{2}{3} \sum_{k=1}^b (\Delta_2 w_k)^2 k^3 \cdot \frac{1}{n} + 2 \sum_{t=1}^{b-1} \sum_{u=1}^{b-t} \Delta_2 w_u \Delta_2 w_{t+u} \left(\frac{2}{3} u^3 + u^2 t \right) \cdot \frac{1}{n} \right] + o\left(\frac{b}{n}\right). \quad (48)$$

Proof. Note $(\Delta_2 w_k)^2 \leq \sum_{k=1}^b (\Delta_2 w_k)^2 = O(b^{-2})$, hence $a_k = b \cdot \Delta_2 w_k = O(1)$. Consider

$$\tilde{\Sigma}_{wL,ij} = \frac{1}{n} \sum_{k=1}^b \sum_{l=0}^{n-k} k^2 \Delta_2 w_n(k) [\bar{C}_l^{(i)}(k) - \bar{C}^{(i)}] [\bar{C}_l^{(j)}(k) - \bar{C}^{(j)}].$$

Let $c_k = k/b$ for $k = 1, \dots, b$, also denote $a_k = b \cdot \Delta_2 w_k$ for simplicity. Hence

$$\begin{aligned}
\tilde{\Sigma}_{wL,ij} &= \frac{1}{n} \sum_{k=1}^b \sum_{l=0}^{n-k} k^2 \Delta_2 w_n(k) [\bar{C}_l^{(i)}(k) - \bar{C}^{(i)}] [\bar{C}_l^{(j)}(k) - \bar{C}^{(j)}] \\
&= \frac{1}{n} \sum_{k=1}^b \sum_{l=0}^{n-k} c_k^2 b^2 \Delta_2 w_n(k) [\bar{C}_l^{(i)}(k) - \bar{C}^{(i)}] [\bar{C}_l^{(j)}(k) - \bar{C}^{(j)}]
\end{aligned}$$

$$= \sum_{k=1}^b c_k a_k \left(\frac{c_k b}{n} \sum_{l=0}^{n-c_k b} [\bar{C}_l^{(i)}(k) - \bar{C}^{(i)}][\bar{C}_l^{(j)}(k) - \bar{C}^{(j)}] \right).$$

Define $A_{1,ij}^{(k)}$ and $A_{2,ij}^{(ut)}$ below and apply Lemma 2,

$$\begin{aligned} A_{1,ij}^{(k)} &= \mathbb{E} \left[\frac{(c_k b)^2}{n^2} \cdot \left(\sum_{k=0}^{n-c_k b} (\bar{C}_l^{(i)}(c_k b) - \bar{C}^{(i)})(\bar{C}_l^{(j)}(c_k b) - \bar{C}^{(j)}) \right)^2 \right] \\ &= \left(\frac{2}{3} (\Sigma_{ii} \Sigma_{jj} + \Sigma_{ij}^2) - 4 \Sigma_{ij}^2 \right) \cdot \frac{c_k b}{n} + \Sigma_{ij}^2 + o\left(\frac{b}{n}\right), \end{aligned} \quad (49)$$

and

$$\begin{aligned} A_{2,ij}^{(ut)} &= \mathbb{E} \left[\frac{(c_{u+t} b)^2}{n^2} \cdot \left(\sum_{p=0}^{n-c_t b} (\bar{C}_p^{(i)}(c_t b) - \bar{C}^{(i)})(\bar{C}_p^{(j)}(c_t b) - \bar{C}^{(j)}) \right) \right. \\ &\quad \left. \cdot \left(\sum_{q=0}^{n-c_{u+t} b} (\bar{C}_q^{(i)}(c_{t+u} b) - \bar{C}^{(i)})(\bar{C}_q^{(j)}(c_{t+u} b) - \bar{C}^{(j)}) \right) \right] \\ &= \left[\left(c_{u+t} - \frac{c_u}{3} \right) (\Sigma_{ii} \Sigma_{jj} + \Sigma_{ij}^2) - \left(2c_{u+t} + \frac{2c_{u+t}^2}{c_u} \right) \Sigma_{ij}^2 \right] \frac{b}{n} + \frac{c_{u+t}}{c_u} \Sigma_{ij}^2 + o\left(\frac{b}{n}\right). \end{aligned} \quad (50)$$

To calculate $\text{Var}[\tilde{\Sigma}_{wL,ij}]$, we will calculate $\mathbb{E}[\tilde{\Sigma}_{wL,ij}^2]$ and $(\mathbb{E}[\tilde{\Sigma}_{wL,ij}])^2$. Plugging (49) and (50) in the expression of $\mathbb{E}[\tilde{\Sigma}_{wL,ij}^2]$ results in

$$\begin{aligned} \mathbb{E}[\tilde{\Sigma}_{wL,ij}^2] & \quad (51) \\ &= \mathbb{E} \left[\left(\sum_{k=1}^b c_k a_k \cdot \left[\frac{c_k b}{n} \sum_{l=0}^{n-c_k b} (\bar{C}_l^{(i)}(k) - \bar{C}^{(i)})(\bar{C}_l^{(j)}(k) - \bar{C}^{(j)}) \right] \right)^2 \right] \\ &= \mathbb{E} \left[\sum_{k=1}^b \left(c_k a_k \cdot \left[\frac{c_k b}{n} \sum_{l=0}^{n-c_k b} (\bar{C}_l^{(i)}(k) - \bar{C}^{(i)})(\bar{C}_l^{(j)}(k) - \bar{C}^{(j)}) \right] \right)^2 \right. \\ &\quad + 2 \sum_{t=1}^{b-1} \sum_{u=1}^{b-t} c_u^2 a_u c_{t+u}^2 a_{t+u} \cdot \frac{b^2}{n^2} \left(\sum_{p=0}^{n-c_t b} (\bar{C}_p^{(i)}(c_t b) - \bar{C}^{(i)})(\bar{C}_p^{(j)}(c_t b) - \bar{C}^{(j)}) \right) \\ &\quad \left. \cdot \left(\sum_{q=0}^{n-c_{t+u} b} (\bar{C}_q^{(i)}(c_{t+u} b) - \bar{C}^{(i)})(\bar{C}_q^{(j)}(c_{t+u} b) - \bar{C}^{(j)}) \right) \right] \\ &= \sum_{k=1}^b c_k^2 a_k^2 \cdot \mathbb{E} \left[\frac{(c_k b)^2}{n^2} \cdot \left(\sum_{l=0}^{n-c_k b} (\bar{C}_l^{(i)}(k) - \bar{C}^{(i)})(\bar{C}_l^{(j)}(k) - \bar{C}^{(j)}) \right)^2 \right] \end{aligned}$$

$$\begin{aligned}
& + 2 \sum_{t=1}^{b-1} \sum_{u=1}^{b-t} c_u^2 a_u a_{t+u} \cdot E \left[\frac{(c_{u+t}b)^2}{n^2} \cdot \left(\sum_{p=0}^{n-c_t b} (\bar{C}_p^{(i)}(c_t b) - \bar{C}^{(i)})(\bar{C}_p^{(j)}(c_t b) - \bar{C}^{(j)}) \right) \right. \\
& \quad \left. \cdot \left(\sum_{q=0}^{n-c_{t+u} b} (\bar{C}_q^{(i)}(c_{t+u} b) - \bar{C}^{(i)})(\bar{C}_q^{(j)}(c_{t+u} b) - \bar{C}^{(j)}) \right) \right] \\
& = \sum_{k=1}^b c_k^2 a_k^2 A_{1,ij}^{(k)} + 2 \sum_{t=1}^{b-1} \sum_{u=1}^{b-t} c_u^2 a_u a_{u+t} A_{2,ij}^{(ut)} \\
& = o\left(\frac{b}{n}\right) + \sum_{k=1}^b c_k^2 a_k^2 \left[\left(\frac{2}{3}(\Sigma_{ii}\Sigma_{jj} + \Sigma_{ij}^2) - 4\Sigma_{ij}^2 \right) \cdot \frac{c_k b}{n} + \Sigma_{ij}^2 \right] \\
& + 2 \sum_{t=1}^{b-1} \sum_{u=1}^{b-t} c_u^2 a_u a_{u+t} \left[\left[\left(c_{u+t} - \frac{c_u}{3} \right) (\Sigma_{ii}\Sigma_{jj} + \Sigma_{ij}^2) - \left(2c_{u+t} + \frac{2c_{u+t}^2}{c_u} \right) \Sigma_{ij}^2 \right] \cdot \frac{b}{n} + \frac{c_{u+t}}{c_u} \Sigma_{ij}^2 \right] \\
& = \left[\sum_{k=1}^b c_k^2 a_k^2 \cdot \Sigma_{ij}^2 + 2 \sum_{t=1}^{b-1} \sum_{u=1}^{b-t} c_u^2 a_u a_{u+t} \frac{c_{u+t}}{c_u} \cdot \Sigma_{ij}^2 \right] + \left[\sum_{k=1}^b c_k^3 a_k^2 \left(\frac{2}{3}[\Sigma_{ii}\Sigma_{jj} + \Sigma_{ij}^2] - 4\Sigma_{ij}^2 \right) \cdot \frac{b}{n} \right. \\
& \quad \left. + 2 \sum_{t=1}^{b-1} \sum_{u=1}^{b-t} c_u^2 a_u a_{u+t} \left[\left(c_{u+t} - \frac{c_u}{3} \right) (\Sigma_{ii}\Sigma_{jj} + \Sigma_{ij}^2) - \left(2c_{u+t} + \frac{2c_{u+t}^2}{c_u} \right) \Sigma_{ij}^2 \right] \frac{b}{n} \right] + o\left(\frac{b}{n}\right) \\
& = \left(\sum_{k=1}^b a_k c_k \right)^2 \Sigma_{ij}^2 + \sum_{k=1}^b c_k^3 a_k^2 \left(\frac{2}{3}(\Sigma_{ii}\Sigma_{jj} + \Sigma_{ij}^2) - 4\Sigma_{ij}^2 \right) \cdot \frac{b}{n} \\
& \quad + 2 \sum_{t=1}^{b-1} \sum_{u=1}^{b-t} c_u^2 a_u a_{u+t} \left[\left(c_{u+t} - \frac{c_u}{3} \right) (\Sigma_{ii}\Sigma_{jj} + \Sigma_{ij}^2) - \left(2c_{u+t} + \frac{2c_{u+t}^2}{c_u} \right) \Sigma_{ij}^2 \right] \cdot \frac{b}{n} + o\left(\frac{b}{n}\right). \tag{52}
\end{aligned}$$

By (9),

$$\mathbb{E}[(C_l^{(i)}(c_k b) - \bar{C}^{(i)})(C_l^{(j)}(c_k b) - \bar{C}^{(j)})] = \frac{n - c_k b}{c_k b n} \Sigma_{ij}. \tag{53}$$

Plug (53) in $(\mathbb{E}[\tilde{\Sigma}_{wL,ij}])^2$,

$$\begin{aligned}
& (\mathbb{E}[\tilde{\Sigma}_{wL,ij}])^2 \tag{54} \\
& = \left(\frac{1}{n} \sum_{k=1}^b \sum_{l=0}^{n-k} k^2 \Delta_2 w_k \mathbb{E} \left[(C_l^{(i)}(c_k b) - \bar{C}^{(i)})(C_l^{(j)}(c_k b) - \bar{C}^{(j)}) \right] \right)^2 \\
& = \left(\sum_{k=1}^b c_k a_k \left[\frac{c_k b}{n} \sum_{l=0}^{n-c_k b} \mathbb{E} \left[(C_l^{(i)}(c_k b) - \bar{C}^{(i)})(C_l^{(j)}(c_k b) - \bar{C}^{(j)}) \right] \right] \right)^2 \\
& = \left(\sum_{k=1}^b c_k a_k \left[\frac{c_k b}{n} \cdot (n - c_k b + 1) \cdot \frac{n - c_k b}{c_k b n} \cdot \Sigma_{ij} \right] \right)^2 \text{ apply (1.4.3)}
\end{aligned}$$

$$= \Sigma_{ij}^2 \left[\left(\sum_{k=1}^b a_k c_k \right)^2 - \sum_{k=1}^b 4a_k^2 c_k^3 \cdot \frac{b}{n} - 2 \sum_{t=1}^{b-1} \sum_{u=1}^{b-t} a_u a_{u+t} (2c_u^2 c_{u+t} + 2c_u c_{u+t}^2) \cdot \frac{b}{n} \right] + o\left(\frac{b}{n}\right).$$

Combine (51) and (54),

$$\begin{aligned} \text{Var}[\tilde{\Sigma}_{wL,ij}] &= \mathbb{E}[\tilde{\Sigma}_{wL,ij}^2] - (\mathbb{E}[\tilde{\Sigma}_{wL,ij}])^2 \\ &= \sum_{k=1}^b c_k^3 a_k^2 \left(\left[\frac{2}{3} (\Sigma_{ii} \Sigma_{jj} + \Sigma_{ij}^2) - 4\Sigma_{ij}^2 \right] + 4\Sigma_{ij}^2 \right) \cdot \frac{b}{n} \\ &\quad + 2 \sum_{t=1}^{b-1} \sum_{u=1}^{b-t} \left(c_u^2 a_u a_{u+t} \left[\left(c_{u+t} - \frac{c_u}{3} \right) (\Sigma_{ii} \Sigma_{jj} + \Sigma_{ij}^2) - \left(2c_{u+t} + \frac{2c_u^2}{c_u} \right) \Sigma_{ij}^2 \right] \right. \\ &\quad \left. + a_u a_{u+t} (2c_u^2 c_{u+t} + 2c_u c_{u+t}^2) \Sigma_{ij}^2 \right) \cdot \frac{b}{n} + o\left(\frac{b}{n}\right) \\ &= \sum_{k=1}^b \frac{2}{3} c_k^3 a_k^2 (\Sigma_{ii} \Sigma_{jj} + \Sigma_{ij}^2) \cdot \frac{b}{n} + 2 \sum_{t=1}^{b-1} \sum_{u=1}^{b-t} \left(c_u^2 c_{u+t} - \frac{1}{3} c_u^3 \right) a_u a_{u+t} (\Sigma_{ii} \Sigma_{jj} + \Sigma_{ij}^2) \cdot \frac{b}{n} + o\left(\frac{b}{n}\right) \\ &= \sum_{k=1}^b \frac{2}{3} \left(\frac{k}{b} \right)^3 (b\Delta_2 w_k)^2 (\Sigma_{ii} \Sigma_{jj} + \Sigma_{ij}^2) \cdot \frac{b}{n} \\ &\quad + 2 \sum_{t=1}^{b-1} \sum_{u=1}^{b-t} \left[\left(\left(\frac{u}{b} \right)^2 \frac{u+t}{b} - \frac{1}{3} \left(\frac{u}{b} \right)^3 \right) b\Delta_2 w_u \cdot b\Delta_2 w_{u+t} \right] (\Sigma_{ii} \Sigma_{jj} + \Sigma_{ij}^2) \cdot \frac{b}{n} + o\left(\frac{b}{n}\right) \\ &= (\Sigma_{ii} \Sigma_{jj} + \Sigma_{ij}^2) \cdot \left[\frac{2}{3} \sum_{k=1}^b (\Delta_2 w_k)^2 k^3 \cdot \frac{1}{n} + 2 \sum_{t=1}^{b-1} \sum_{u=1}^{b-t} \Delta_2 w_u \cdot \Delta_2 w_{t+u} \cdot \left(\frac{2}{3} u^3 + u^2 t \right) \cdot \frac{1}{n} \right] + o\left(\frac{b}{n}\right). \end{aligned}$$

□

Lemma 4. (Lemma 14 Vats et al., 2018) Suppose (5) holds for $f = g$ and Assumption 1 hold. If, as $n \rightarrow \infty$,

$$b\psi(n)^2 \log n \left(\sum_{k=1}^b |\Delta_2 w_n(k)| \right)^2 \rightarrow 0,$$

and

$$\psi(n)^2 \sum_{k=1}^b |\Delta_2 w_n(k)| \rightarrow 0,$$

then $\hat{\Sigma}_w \rightarrow \tilde{\Sigma}_{wL}$ as $n \rightarrow \infty$ w.p. 1.

Lemma 5. Suppose (5) holds for $f = g$ and $f = g^2$ (where the square is element-wise) such that $E_F D^4 < \infty$ and Assumption 1 holds. Further, suppose $\psi^2(n) b^{-1} \log n \rightarrow 0$, then

$$E[\hat{\Sigma}_{w,ij} - \tilde{\Sigma}_{wL,ij}]^2 \rightarrow 0 \text{ as } n \rightarrow \infty.$$

Proof. An observation of Lemma B.4 of Jones et al. (2006), Lemmas 12, 13 and 14 of Flegal and Jones (2010) and Lemma 5 of Liu and Flegal (2018) show that Lemma 5 hold. \square

C Proof of Theorem 3

Define

$$\eta = \text{Var}[\hat{\Sigma}_{w,ij} - \tilde{\Sigma}_{wL,ij}] + 2\text{E}[(\hat{\Sigma}_{w,ij} - \tilde{\Sigma}_{wL,ij})(\tilde{\Sigma}_{wL,ij} - \text{E}\tilde{\Sigma}_{wL,ij})],$$

we first show that $\eta \rightarrow 0$ as $n \rightarrow \infty$. Apply Lemma 5, by Cauchy-Schwarz inequality and $\text{Var}[X] \leq \text{E}X^2$.

$$\begin{aligned} |\eta| &= |\text{Var}[\hat{\Sigma}_{w,ij} - \tilde{\Sigma}_{wL,ij}] + 2\text{E}[(\hat{\Sigma}_{w,ij} - \tilde{\Sigma}_{wL,ij})(\tilde{\Sigma}_{wL,ij} - \text{E}\tilde{\Sigma}_{wL,ij})]| \\ &\leq \text{E}[\hat{\Sigma}_{w,ij} - \tilde{\Sigma}_{wL,ij}]^2 + 2\sqrt{\text{E}[\hat{\Sigma}_{w,ij} - \tilde{\Sigma}_{wL,ij}]^2 \cdot \text{E}[\tilde{\Sigma}_{wL,ij} - \text{E}\tilde{\Sigma}_{wL,ij}]^2} \\ &= \text{E}[\hat{\Sigma}_{w,ij} - \tilde{\Sigma}_{wL,ij}]^2 + 2(\text{E}[\hat{\Sigma}_{w,ij} - \tilde{\Sigma}_{wL,ij}]^2)^{1/2} \cdot (\text{Var}[\tilde{\Sigma}_{wL,ij}])^{1/2} \end{aligned}$$

By the conditions of Lemma 3,

$$\frac{1}{n} \sum_{k=1}^b (\Delta_2 w_k)^2 k^3 \leq \frac{b^3}{n} \sum_{k=1}^b (\Delta_2 w_k)^2 \leq O\left(\frac{b}{n}\right).$$

Hence (48) can be written as

$$\text{Var}[\tilde{\Sigma}_{wL,ij}] = ((\Sigma_{ii}\Sigma_{jj} + \Sigma_{ij}^2)S \frac{b}{n} + o(1)) \cdot \frac{b}{n}.$$

By Lemma 5, $\text{E}[\hat{\Sigma}_{w,ij} - \tilde{\Sigma}_{wL,ij}]^2 = o(1)$, therefore

$$\begin{aligned} |\eta| &\leq \text{E}[\hat{\Sigma}_{w,ij} - \tilde{\Sigma}_{wL,ij}]^2 + 2(\text{E}[\hat{\Sigma}_{w,ij} - \tilde{\Sigma}_{wL,ij}]^2)^{1/2} \cdot (\text{Var}[\tilde{\Sigma}_{wL,ij}])^{1/2} \\ &= o(1) + 2\sqrt{o(1) \cdot [((\Sigma_{ii}\Sigma_{jj} + \Sigma_{ij}^2)S + o(1)) \cdot \frac{b}{n}]} \\ &= o(1) + 2\left(\frac{b}{n}\right)^{1/2} [o(1) \cdot ((\Sigma_{ii}\Sigma_{jj} + \Sigma_{ij}^2)S + o(1))]^{1/2} = o(1). \end{aligned} \quad (55)$$

Since $b/n \rightarrow 0$ as $n \rightarrow \infty$, plug in (55)

$$\begin{aligned} \text{Var}[\hat{\Sigma}_{w,ij}] &= \text{E}[\hat{\Sigma}_{w,ij} - \text{E}\hat{\Sigma}_{w,ij}]^2 \\ &= \text{E}[\hat{\Sigma}_{w,ij} - \tilde{\Sigma}_{wL,ij} + \tilde{\Sigma}_{wL,ij} - \text{E}\tilde{\Sigma}_{wL,ij} + \text{E}\tilde{\Sigma}_{wL,ij} - \text{E}\hat{\Sigma}_{w,ij}]^2 \\ &= \text{E}[(\hat{\Sigma}_{w,ij} - \tilde{\Sigma}_{wL,ij}) + (\tilde{\Sigma}_{wL,ij} - \text{E}\tilde{\Sigma}_{wL,ij}) - (\text{E}\hat{\Sigma}_{w,ij} - \text{E}\tilde{\Sigma}_{wL,ij})]^2 \\ &= \text{E}[(\hat{\Sigma}_{w,ij} - \tilde{\Sigma}_{wL,ij}) - \text{E}(\hat{\Sigma}_{w,ij} - \tilde{\Sigma}_{wL,ij})]^2 + \text{E}[\tilde{\Sigma}_{wL,ij} - \text{E}\tilde{\Sigma}_{wL,ij}]^2 \end{aligned}$$

$$\begin{aligned}
& + 2\mathbb{E}[(\hat{\Sigma}_{w,ij} - \tilde{\Sigma}_{wL,ij}) - \mathbb{E}(\hat{\Sigma}_{w,ij} - \tilde{\Sigma}_{wL,ij})] \cdot [\tilde{\Sigma}_{w,ij} - \mathbb{E}\tilde{\Sigma}_{w,ij}] \\
= & \mathbb{E}[(\hat{\Sigma}_{w,ij} - \tilde{\Sigma}_{wL,ij}) - \mathbb{E}(\hat{\Sigma}_{w,ij} - \tilde{\Sigma}_{wL,ij})]^2 + \mathbb{E}[\tilde{\Sigma}_{wL,ij} - \mathbb{E}\tilde{\Sigma}_{wL,ij}]^2 \\
& + 2\mathbb{E}[(\hat{\Sigma}_{w,ij} - \tilde{\Sigma}_{wL,ij}) \cdot (\tilde{\Sigma}_{w,ij} - \mathbb{E}\tilde{\Sigma}_{w,ij})] \\
= & \mathbb{E}[\tilde{\Sigma}_{wL,ij} - \mathbb{E}\tilde{\Sigma}_{wL,ij}]^2 + \eta \\
= & (\Sigma_{ii}\Sigma_{jj} + \Sigma_{ij}^2)S \cdot \frac{b}{n} + o\left(\frac{b}{n}\right) + o(1).
\end{aligned}$$

References

- Andrews, D. (1991). Heteroskedasticity and autocorrelation consistent covariant matrix estimation. *Econometrica*, 59:817–858.
- Atchadé, Y. F. (2011). Kernel estimators of asymptotic variance for adaptive Markov chain Monte Carlo. *The Annals of Statistics*, 39(2):990–1011.
- Boone, E. L., Merrick, J. R., and Krachey, M. J. (2014). A Hellinger distance approach to MCMC diagnostics. *Journal of Statistical Computation and Simulation*, 84(4):833–849.
- Brockmann, M., Gasser, T., and Herrmann, E. (1993). Locally adaptive bandwidth choice for kernel regression estimators. *Journal of the American Statistical Association*, 88(424):1302–1309.
- Bühlmann, P. (1996). Locally adaptive lag-window spectral estimation. *Journal of Time Series Analysis*, 17(3):247–270.
- Chan, K. W. and Yau, C. Y. (2017). Automatic optimal batch size selection for recursive estimators of time-average covariance matrix. *Journal of the American Statistical Association*, 112(519):1076–1089.
- Damerджи, H. (1991). Strong consistency and other properties of the spectral variance estimator. *Management Science*, 37:1424–1440.
- Damerджи, H. (1995). Mean-square consistency of the variance estimator in steady-state simulation output analysis. *Operations Research*, 43:282–291.
- Elith, J., Leathwick, J., and Hastie, T. (2008). A working guide to boosted regression trees. *Journal of Animal Ecology*, 77(4):802–813.
- Finley, A. O. and Banerjee, S. (2013). spBayes: Univariate and multivariate spatial modeling R package version 0.3-7. <http://CRAN.R-project.org/package=spBayes>.
- Finley, A. O., Banerjee, S., and Gelfand, A. E. (2012). Bayesian dynamic modeling for large space-time datasets using gaussian predictive processes. *Journal of Geographical Systems*, 14(1):29–47.
- Flegal, J. M., Haran, M., and Jones, G. L. (2008). Markov chain Monte Carlo: Can we trust the third significant figure? *Statistical Science*, 23:250–260.

- Flegal, J. M., Hughes, J., Vats, D., and Dai, N. (2017). mcmcse: Monte Carlo standard errors for MCMC R package version 1.3-2. <http://cran.r-project.org/web/packages/mcmcse/index.html>.
- Flegal, J. M. and Jones, G. L. (2010). Batch means and spectral variance estimators in Markov chain Monte Carlo. *The Annals of Statistics*, 38:1034–1070.
- Geyer, C. J. (2011). Introduction to Markov chain Monte Carlo. In *Handbook of Markov Chain Monte Carlo*. CRC, London.
- Glynn, P. W. and Whitt, W. (1992). The asymptotic validity of sequential stopping rules for stochastic simulations. *The Annals of Applied Probability*, 2:180–198.
- Janssen, P. H. and Stoica, P. (1987). *On the expectation of the product of four matrix-valued Gaussian random variables*. Eindhoven University of Technology.
- Jones, G. L. (2004). On the Markov chain central limit theorem. *Probability Surveys*, 1:299–320.
- Jones, G. L., Haran, M., Caffo, B. S., and Neath, R. (2006). Fixed-width output analysis for Markov chain Monte Carlo. *Journal of the American Statistical Association*, 101:1537–1547.
- Jones, G. L. and Hobert, J. P. (2001). Honest exploration of intractable probability distributions via Markov chain Monte Carlo. *Statistical Science*, 16:312–334.
- Jones, M. C., Marron, J. S., and Sheather, S. J. (1996). A brief survey of bandwidth selection for density estimation. *Journal of the American Statistical Association*, 91(433):401–407.
- Kuelbs, J. and Philipp, W. (1980). Almost sure invariance principles for partial sums of mixing b -valued random variables. *The Annals of Probability*, 8:1003–1036.
- Leathwick, J., Elith, J., Chadderton, W., Rowe, D., and Hastie, T. (2008). Dispersal, disturbance and the contrasting biogeographies of New Zealand diadromous and non-diadromous fish species. *Journal of Biogeography*, 35(8):1481–1497.
- Liu, Y. and Flegal, J. (2018). Weighted batch means estimators in Markov chain Monte Carlo. *Electronic Journal of Statistics*, 12:3397–3442.
- Loader, C. R. (1999). Bandwidth selection: classical or plug-in? *Annals of Statistics*, 27:415–438.
- Newey, W. K. and West, K. D. (1987). A simple, positive semi-definite, heteroskedasticity and autocorrelation consistent covariance matrix. *Econometrica*, 55:703–708.
- Plummer, M., Best, N., Cowles, K., and Vines, K. (2006). CODA: convergence diagnosis and output analysis for MCMC. *R news*, 6(1):7–11.
- Politis, D. N. (2003). Adaptive bandwidth choice. *Journal of Nonparametric Statistics*, 15(4-5):517–533.

- Politis, D. N. (2011). Higher-order accurate, positive semidefinite estimation of large-sample covariance and spectral density matrices. *Econometric Theory*, 27(4):703–744.
- Politis, D. N. and Romano, J. P. (1995). Bias-corrected nonparametric spectral estimation. *Journal of Time Series Analysis*, 16(1):67–103.
- Politis, D. N. and Romano, J. P. (1996). On flat-top kernel spectral density estimators for homogeneous random fields. *Journal of Statistical Planning and Inference*, 51(1):41–53.
- Politis, D. N. and Romano, J. P. (1999). Multivariate density estimation with general flat-top kernels of infinite order. *Journal of Multivariate Analysis*, 68(1):1–25.
- Sheather, S. J. and Jones, M. C. (1991). A reliable data-based bandwidth selection method for kernel density estimation. *Journal of the Royal Statistical Society. Series B (Methodological)*, pages 683–690.
- Silverman, B. W. (1999). *Density Estimation for Statistics and Data Analysis*. Chapman & Hall Ltd.
- Song, W. T. and Schmeiser, B. W. (1995). Optimal mean-squared-error batch sizes. *Management Science*, 41:110–123.
- Taylor (2018). Sum of autocovariances for AR(p) model. Cross Validated. URL:<https://stats.stackexchange.com/q/372006> (version: 2018-10-17).
- Thompson, M. B. (2010). A comparison of methods for computing autocorrelation time. *arXiv preprint arXiv:1011.0175*.
- Tjøstheim, D. (1990). Non-linear time series and Markov chains. *Advances in Applied Probability*, pages 587–611.
- Vats, D. and Flegal, J. M. (2018). Lugsail lag windows and their application to MCMC. *arXiv preprint arXiv:1809.04541*.
- Vats, D., Flegal, J. M., and Jones, G. L. (2018). Strong consistency of multivariate spectral variance estimators in Markov chain Monte Carlo. *Bernoulli*, 24:1860–1909.
- Vats, D., Flegal, J. M., and Jones, G. L. (2019). Multivariate output analysis for Markov chain Monte Carlo. *Biometrika*, 106:321–337.
- Woodroffe, M. (1970). On choosing a delta-sequence. *The Annals of Mathematical Statistics*, 41(5):1665–1671.