

# Sparse Bayesian Factor Analysis when the Number of Factors is Unknown\*

Sylvia Frühwirth-Schnatter<sup>†</sup> and Hedibert Freitas Lopes<sup>‡</sup>

February 6, 2022

## Abstract

Despite the popularity of sparse factor models, little attention has been given to formally address identifiability of these models beyond standard rotation-based identification such as the positive lower triangular constraint. To fill this gap, we provide a counting rule on the number of nonzero factor loadings that is sufficient for achieving uniqueness of the variance decomposition in the factor representation. Furthermore, we introduce the generalised lower triangular representation to resolve rotational invariance and show that within this model class the unknown number of common factors can be recovered in an overfitting sparse factor model. By combining point-mass mixture priors with a highly efficient and customised MCMC scheme, we obtain posterior summaries regarding the number of common factors as well as the factor loadings via postprocessing. Our methodology is illustrated for monthly exchange rates of 22 currencies with respect to the euro over a period of eight years and for monthly log returns of 73 firms from the NYSE100 over a period of 20 years.

*Keywords:* Hierarchical model; identifiability; sparsity; Cholesky decomposition; rank deficiency; point-mass mixture priors; fractional priors; Heywood problem; rotational invariance; reversible jump MCMC, marginal data augmentation; ancillarity-sufficiency interweaving strategy (ASIS).

JEL classification: C11, C38, C63

---

\*Several research report versions of this paper were circulated that did not address variance identification. A June 2009 Chicago Booth School of Business Research Report selected the number of factors in a sparse Bayesian factor models under the positive lower triangular constraints. In (Frühwirth-Schnatter and Lopes, 2010), we introduced sparse Bayesian factor models with the generalized lower triangular constraints. This final version of the paper extends the later work by fully addressing variance identification. The first author would like to thank James J. Heckman for many inspiring discussions about this subject. The paper in its various forms was presented on many occasions, such as the 2010 SBIES Meeting at UT Austin, the 25th Anniversary Celebration of the Department of Statistical Science at Duke University (2012), the 2014 ESOBE Meeting in Paris, the 30<sup>rd</sup> International Workshop on Statistical Modelling in Linz (2015) and the 2016 CFE Meeting in Seville, and we acknowledge helpful comments from many people, in particular Remi Piatek and Sylvia Kaufmann.

<sup>†</sup>Department of Finance, Accounting, and Statistics, WU Vienna University of Economics and Business, Austria. Email: [sfruehwi@wu.ac.at](mailto:sfruehwi@wu.ac.at)

<sup>‡</sup>Inspere Institute of Education and Research, São Paulo, Brazil. Email: [hedibertfl@insper.edu.br](mailto:hedibertfl@insper.edu.br)

# 1 Introduction

For many decades, factor analysis has been a popular method to model the covariance matrix  $\Omega$  of correlated, multivariate observations  $\mathbf{y}_t$  of dimension  $m$ , see e.g. Anderson (2003) for a comprehensive review. Assuming  $r$  uncorrelated factors, a factor model yields the representation  $\Omega = \Lambda\Lambda' + \Sigma_0$ , with a  $m \times r$  factor loading matrix  $\Lambda$  and a diagonal matrix  $\Sigma_0$ . The considerable reduction of the number of parameters compared to an unconstrained covariance matrix is a main motivation for the application of factor models in economics and finance, especially, if  $m$  is large, see e.g. Fan et al. (2008) and Forni et al. (2009). Beyond that, the goal of factor analysis is often to estimate the loading matrix  $\Lambda$  to understand the driving forces behind the correlation between the features observed through  $\mathbf{y}_t$ .

The recent years have seen considerable research in the area of sparse Bayesian factor analysis which achieves additional sparsity beyond the natural parsimony of factor models in two different ways. One strand of literature considers sparse factor models through continuous shrinkage priors on the factor loadings, see e.g. Bhattacharya and Dunson (2011), Ročková and George (2017) and Kastner (2018), among others. Alternatively, following the pioneering paper by West (2003), many authors considered sparse factor models with point mass mixture priors on the factor loadings, including basic factor models (Carvalho et al., 2008), dedicated factor models with correlated (oblique) factors (Conti et al., 2014) and dynamic factor models (Kaufmann and Schuhmacher, 2018).

Sparse Bayesian factor analysis with point mass mixture priors assumes that (many) elements of the factor loading matrix  $\Lambda$  are 0, without being specific as to which elements are concerned. Inference with respect to zero loadings is considered as a variable selection problem and there are several reasons, why variable selection is of interest in sparse Bayesian factor analysis. First of all, sparse Bayesian factor analysis allows to identify “simple structures” where in each row only a few nonzero loadings are present (Anderson and Rubin, 1956). Identifying simple structures has been a long standing issue in factor analysis, in particular in psychology, and was implemented recently through sparse Bayesian factor analysis in Conti et al. (2014). A second motivation is identifying irrelevant variables  $y_{it}$  in  $\mathbf{y}_t$  which are uncorrelated with the remaining variables, meaning that for these variables the entire row of the factor loading matrix  $\Lambda$  is zero. The possibility to identify such variables within the framework of sparse Bayesian factor analysis is of high relevance in economic analysis, given the recent practice to include as many variables as possible (Stock and Watson, 2002; Boivin and Ng, 2006), and was implemented through sparse Bayesian factor analysis in Kaufmann and Schuhmacher (2017).<sup>1</sup>

The present paper contributes to the literature on sparse Bayesian factor models using point mass mixture priors in several ways. As a first major contribution, we explicitly address identifiability issues that arise in sparse Bayesian factor analysis. In the econometrics literature, identifiability is often reduced to solving rotational indeterminacy, see e.g. Geweke and Singleton (1980). However, for sparse Bayesian factor models identification goes beyond this problem and concerns uniqueness of the variance decomposition in the covariance matrix  $\Omega$ . This problem which has been known for a long time (Anderson and Rubin, 1956) went largely unnoticed in the literature on sparse Bayesian factor analysis, both in bioinformatics as well as in econometrics, and was addressed only recently by Conti et al. (2014) in the context of dedicated sparse factor models. Our paper provides a major achievement in this respect.

---

<sup>1</sup>Identifying irrelevant variables also of importance in areas such as bioinformatics, where typically only a few out of potentially ten thousands of genes may be related to a certain physiological outcome (Lucas et al., 2006).

We reverse the two-step identification strategy of Anderson and Rubin (1956) and first force a structure on the loading matrix that solves rotational invariance up to trivial rotations. To this aim, we introduce the class of generalized lower triangular (GLT) factor models where the loading matrix is a generalized lower triangular matrix. Given a GLT structure, we introduce in a second step a simple counting rule for the nonzero factor loadings as a sufficient condition for verifying variance identification.

As a second contribution, we operate in a sparse overfitting Bayesian factor model to yield inference with respect to the number of unknown factors. Selecting the number of factors has been known since long to be a very difficult issue. Bai and Ng (2002) define information criteria to choose the number of factors. Lee and Song (2002) and Lopes and West (2004) were among the first to address this issue in a careful Bayesian manner using marginal likelihood. More recently, Conti et al. (2014) use Bayesian variable selection in an overfitting model to determine the number of factors in a dedicated factor model. However, the recent econometric literature on Bayesian factor analysis, including Aßmann et al. (2016), Chan et al. (2018), and Kaufmann and Schuhmacher (2018), does not provide any intrinsically Bayesian solution for determining the number of factors. In the present paper, we discuss identification in an overfitting sparse factor model from a formal viewpoint. We gain very useful insights into the structure of the loading matrix in an overfitting model, if we confine ourselves to the class of GLT factor models. Using a point-mass mixture prior in an overfitting sparse factor model, we are able to identify the number of factors by postprocessing posterior draws and exploiting “column sparsity”, i.e. by counting the number of nonzero columns among the variance identified factor loading matrices.

As a final contribution, we design an efficient Markov chain Monte Carlo (MCMC) procedure that delivers posterior draws from an overfitting sparse factor model under point mass priors which is known to be particularly challenging, see e.g. Pati et al. (2014). In addition, we carefully discuss prior specifications on all levels of the model, including a prior for the idiosyncratic variances that avoids the well-known Heywood problem and a fractional prior for the unrestricted factor loadings.

The rest of the paper is organized as follows. Section 2 discusses identification issues for sparse factor models and introduces the class of GLT factor models. Section 3 discusses Bayesian inference and selecting the number of factors for GLT factor models. Section 4 considers applications to exchange rate data and NYSE100 returns. Section 5 concludes. Mathematical proofs and technical details are summarized in a comprehensive Web-Appendix.

## 2 Identification issues in sparse Bayesian factor analysis

A basic factor model relates each observation  $\mathbf{y}_t = (y_{1t}, \dots, y_{mt})'$  in a random sample  $\mathbf{y} = \{\mathbf{y}_t, t = 1, \dots, T\}$  of  $T$  observations to a latent  $r$ -variate random variable  $\mathbf{f}_t = (f_{1t} \cdots f_{rt})'$ , the so-called common factors, through:

$$\mathbf{y}_t = \mathbf{\Lambda} \mathbf{f}_t + \boldsymbol{\epsilon}_t, \quad (1)$$

where  $\mathbf{\Lambda}$  is the unknown  $m \times r$  factor loading matrix with factor loadings  $\Lambda_{ij}$ .  $r$  is called the number of factors. Throughout the paper, the common factors are assumed to be orthogonal:

$$\mathbf{f}_t \sim N_r(\mathbf{0}, \mathbf{I}_r). \quad (2)$$

A basic assumption in factor analysis is that  $\mathbf{f}_t$ ,  $\mathbf{f}_s$ ,  $\boldsymbol{\epsilon}_t$ , and  $\boldsymbol{\epsilon}_s$  are pairwise independent for all  $t \neq s$ . Furthermore, the following assumption is made concerning the idiosyncratic errors  $\boldsymbol{\epsilon}_t$ :

$$\boldsymbol{\epsilon}_t \sim N_m(\mathbf{0}, \boldsymbol{\Sigma}_0), \quad \boldsymbol{\Sigma}_0 = \text{Diag}(\sigma_1^2, \dots, \sigma_m^2). \quad (3)$$

Assumption (3) implies that conditional on  $\mathbf{f}_t$  the  $m$  elements of  $\mathbf{y}_t$  are independent, hence all dependence among these variables is explained through the common factors. For the basic factor model, assumption (3) together with (2) implies that the observations  $\mathbf{y}_t$  arise from a multivariate normal distribution,  $\mathbf{y}_t \sim N_m(\mathbf{0}, \boldsymbol{\Omega})$ , with zero mean and a covariance matrix  $\boldsymbol{\Omega}$  with the following constrained structure:

$$\boldsymbol{\Omega} = \boldsymbol{\Lambda} \boldsymbol{\Lambda}' + \boldsymbol{\Sigma}_0. \quad (4)$$

For a sparse Bayesian factor model, a binary indicator  $\delta_{ij}$  is introduced for each element  $\Lambda_{ij}$  of the factor loading matrix  $\boldsymbol{\Lambda}$  which takes the value  $\Lambda_{ij} = 0$ , iff  $\delta_{ij} = 0$ , and  $\Lambda_{ij} \in \mathbb{R}$  is unconstrained otherwise. This yields a binary indicator matrix  $\boldsymbol{\delta}$  of 0s and 1s of the same dimension as  $\boldsymbol{\Lambda}$ . In sparse Bayesian factor analysis, the indicators  $\delta_{ij}$  are unknown and are inferred from the data, using point-mass mixture priors (also called spike-and-slab priors), see Subsection 3.1.1 for more details.

## 2.1 Identification of sparse basic factor models

In the present paper, we explicitly address identifiability issues that arise in sparse Bayesian factor analysis with respect to uniqueness of the variance decomposition. Assume that  $\boldsymbol{\Lambda}$  is of full column rank ( $\text{rg}(\boldsymbol{\Lambda}) = r$ ) and let  $r$  be the smallest number compatible with representation (4). Identification means that for any  $(\boldsymbol{\beta}, \boldsymbol{\Sigma})$  satisfying (4), that is:

$$\boldsymbol{\Omega} = \boldsymbol{\beta} \boldsymbol{\beta}' + \boldsymbol{\Sigma}, \quad (5)$$

where  $\boldsymbol{\Sigma}$  is a diagonal matrix and  $\boldsymbol{\beta}$  a  $m \times r$  loading matrix, it follows that  $\boldsymbol{\beta} = \boldsymbol{\Lambda}$  and  $\boldsymbol{\Sigma} = \boldsymbol{\Sigma}_0$ .

Well-known identification problems arise for factor models, meaning that additional structure is necessary to achieve identifiability. A rigorous approach toward identification of factor models was first offered by Anderson and Rubin (1956). They considered identification as a two-step procedure, the first step being identification of the variance decomposition, i.e. identification of  $\boldsymbol{\Sigma}_0$  from (4), which implies identification of  $\boldsymbol{\Lambda} \boldsymbol{\Lambda}'$ , and the second step being subsequent identification of  $\boldsymbol{\Lambda}$  from  $\boldsymbol{\Lambda} \boldsymbol{\Lambda}'$ , also known as solving the rotational identification problem.

The econometric literature typically reduces identification of factor models to the second problem and focuses on rotational identification, taking variance identification for granted, see e.g. Geweke and Zhou (1996). However, uniqueness of the factor loading matrix of  $\boldsymbol{\Lambda}$  given  $\boldsymbol{\Lambda} \boldsymbol{\Lambda}'$  does not imply identification. Variance identification is easily violated in particular for sparse factor analysis, as following considerations illustrate. Consider a sparse one-factor model for  $m \geq 3$  measurements, for which rotational invariance is not an issue, with two different loading matrices. In the first case all but two factor loadings are 0 (e.g.  $\lambda_1 \neq 0, \lambda_2 \neq 0$ ), whereas in the second case all but three factor loadings are 0 (e.g.

$\lambda_i \neq 0, i = 1, 2, 3$ , implying, respectively, the following covariance matrices  $\Omega$ :

$$\begin{pmatrix} \lambda_1^2 + \sigma_1^2 & \lambda_1 \lambda_2 & & & \\ \lambda_1 \lambda_2 & \lambda_2^2 + \sigma_2^2 & & & \\ & & \sigma_3^2 & & \\ & & & \ddots & \\ & & & & \sigma_m^2 \end{pmatrix}, \begin{pmatrix} \lambda_1^2 + \sigma_1^2 & \lambda_1 \lambda_2 & \lambda_1 \lambda_3 & & \\ \lambda_1 \lambda_2 & \lambda_2^2 + \sigma_2^2 & \lambda_2 \lambda_3 & & \\ \lambda_1 \lambda_3 & \lambda_2 \lambda_3 & \lambda_3^2 + \sigma_3^2 & & \\ & & & \sigma_4^2 & \\ & & & & \ddots \\ & & & & & \sigma_m^2 \end{pmatrix}.$$

As only the diagonal elements of  $\Omega$  depend on  $\sigma_i^2$ , the factor loadings can be identified only via the off-diagonal elements of  $\Omega$ . For the first model, only  $\text{Cov}(y_{1t}, y_{2t}) = \Omega_{12}$  is nonzero, whereas all remaining covariances are equal to zero, hence, only the three sample moments  $V(y_{1t}) = \Omega_{11}$ ,  $V(y_{2t}) = \Omega_{22}$ , and  $\text{Cov}(y_{1t}, y_{2t}) = \Omega_{12}$  are available to identify the four parameters  $\sigma_1^2$ ,  $\sigma_2^2$ ,  $\lambda_1$ , and  $\lambda_2$ . Therefore, a sparse factor model with only two nonzero factor loadings is not identified, since infinitely many different parameters  $\sigma_1^2$ ,  $\sigma_2^2$ ,  $\lambda_1$ , and  $\lambda_2$  imply the same distribution for the observed data  $\mathbf{y}_t$ . For the second model the three covariances  $\text{Cov}(y_{1t}, y_{2t}) = \Omega_{12}$ ,  $\text{Cov}(y_{1t}, y_{3t}) = \Omega_{13}$ , and  $\text{Cov}(y_{2t}, y_{3t}) = \Omega_{23}$  are nonzero and in total six sample moments are available to identify the six parameters  $(\lambda_i, \sigma_i^2), i = 1, 2, 3$ . From these considerations, it is evident that a one-factor model is identifiable only, if at least 3 factor loadings are nonzero, which has been noted as early as Anderson and Rubin (1956).

For a basic factor model with at least two factors, uniqueness of the variance decomposition, i.e. the identification of the idiosyncratic variances  $\sigma_1^2, \dots, \sigma_m^2$  in  $\Sigma_0$  from the variance decomposition (4) of  $\Omega$  has to be verified in addition to solving rotational invariance. More precisely, given any pair  $(\Lambda, \Sigma_0)$  and  $(\beta, \Sigma)$  satisfying (4) and (5), under which condition does this imply that  $\Sigma = \Sigma_0$  and  $\beta\beta' = \Lambda\Lambda'$ ? In the present paper, we rely on the row deletion property of Anderson and Rubin (1956) to ensure variance identification. Anderson and Rubin (1956, Theorem 5.1) prove that the following condition is sufficient for the identification of  $\Lambda\Lambda'$  and  $\Sigma_0$  from the marginal covariance matrix  $\Omega$  given in (4):

**AR.** Whenever an arbitrary row is deleted from  $\Lambda$ , two disjoint submatrices of rank  $r$  remain.

In standard factor analysis, where all rows of  $\Lambda$  are nonzero and the factor loadings  $\Lambda_{ij}$  are unconstrained except for dedicated zeros that are introduced to resolve the rotation problem (see Subsection 2.4), condition **AR** is typically satisfied, if the following upper bound for the number of factors  $r$  holds:

$$r \leq \frac{m-1}{2}, \quad (6)$$

i.e.  $m \geq 2r + 1$ . From condition **AR** it is apparent that for a sparse factor model a minimum number of three nonzero elements has to be preserved in each column, despite variable selection, to guarantee uniqueness of the variance decomposition and identification of  $\Sigma_0$ . Hence, too many zeros in a sparse factor loading matrix may lead to non-identifiability of  $\Sigma_0$  and  $\Lambda\Lambda'$ , and subsequently to a failure to identify  $\Lambda$ . This issue is hardly ever addressed in the literature on sparse Bayesian factor analysis. In Theorem 2 in Subsection 2.3, we introduce a counting rule (which will be called the 3-5-7-9-... rule for obvious reasons) that provides a sufficient condition to verify the row deletion property **AR** for sparse Bayesian factor models.<sup>2</sup>

<sup>2</sup>A less restrictive bound than (6) which is widely used in psychological research is the Lederman bound (Ledermann, 1937). However, for the time being we did not succeed in formulating a sufficient counting rule within this class of factor models.

The identifiability of  $\Sigma_0$  guarantees that  $\Lambda\Lambda'$  is identified. The second step of identification is then to ensure uniqueness of the factor loadings, i.e. unique identification of  $\Lambda$  from  $\Lambda\Lambda'$ . As is well-known, without imposing constraints on  $\Lambda$ , the model is invariant under transformations of the form  $\beta = \Lambda\mathbf{P}$  and  $\mathbf{f}_t^* = \mathbf{P}'\mathbf{f}_t$ , where  $\mathbf{P}$  is an arbitrary  $r \times r$  orthogonal matrix (i.e.  $\mathbf{P}\mathbf{P}' = \mathbf{I}_r$ ), since evidently,

$$\beta\beta' = \Lambda\mathbf{P}\mathbf{P}'\Lambda' = \Lambda\Lambda'. \quad (7)$$

A special case of rotational invariance is the following trivial rotational invariance,

$$\beta = \Lambda\mathbf{P}_\pm\mathbf{P}_\rho, \quad (8)$$

where the permutation matrix  $\mathbf{P}_\rho$  corresponds to one of the  $r!$  permutations and the reflection matrix  $\mathbf{P}_\pm = \text{Diag}(\pm 1, \dots, \pm 1)$  to one of the  $2^r$  ways to switch the signs of the  $r$  columns of  $\Lambda$ . Often, identification rules are employed that guarantee identification of  $\Lambda$  only up to such column and sign switching, see e.g. Conti et al. (2014). Any structure  $\Lambda$  obeying such an identification rule represents a whole equivalence class of matrices  $\beta$  given by all possible  $2^r r!$  trivial rotations of  $\Lambda$  defined in (8).

The usual way of dealing with rotational invariance is to constrain  $\Lambda$  in such a way that the only possible rotation in (7) is the identity  $\mathbf{P} = \mathbf{I}_r$ . For orthogonal factors as defined in (2), at least  $r(r-1)/2$  restrictions on the elements of  $\Lambda$  are needed to eliminate rotational indeterminacy (Anderson and Rubin, 1956). The common constraint both in econometrics (Geweke and Zhou, 1996) and statistics (West, 2003; Lopes and West, 2004) is to consider positive lower triangular (PLT) matrices, i.e. to constrain the upper triangular part of  $\Lambda$  to be zero and to assume that the main diagonal elements  $\Lambda_{11}, \dots, \Lambda_{rr}$  of  $\Lambda$  are strictly positive. Although the PLT constraint is pretty popular, it is often too restrictive in practice. It induces an order dependence among the responses, making the appropriate choice of the first  $r$  response variables an important modeling decision (Carvalho et al., 2008). Difficulties arise in particular, if one of the true factor loadings  $\Lambda_{jj}$  is equal or close to 0, see e.g. Lopes and West (2004).

Alternative strategies have been suggested, for instance by Kaufmann and Schuhmacher (2017) who exploit the single value decomposition of  $\Lambda\Lambda'$  to solve rotational invariance. In Subsection 2.2, we introduce a new identification rule based on generalized lower triangular (GLT) structures. It should be emphasised that constraints imposed on  $\Lambda$  to solve rotational invariance do not necessarily guarantee uniqueness of the variance decomposition.<sup>3</sup> This issue is hardly ever addressed explicitly in the econometric literature, an exception being Conti et al. (2014).<sup>4</sup> Variance identification for sparse Bayesian factor models is discussed in detail in Subsection 2.3.

## 2.2 Solving rotational invariance through GLT structures

In this paper, we relax the PLT constraint by allowing  $\Lambda$  to be a generalized lower triangular (GLT) matrix:

---

<sup>3</sup>Consider, for instance, a PLT loading matrix where in some column  $j$  only two factor loading are nonzero: the diagonal element  $\Lambda_{jj}$  which is nonzero by definition and a second factor loading  $\Lambda_{n_j,j}$  in some row  $n_j > j$ . Such a loading matrix obviously violates the necessary condition for variance identification that each column contains at least three nonzero elements.

<sup>4</sup>Conti et al. (2014) investigate identification of a dedicated factor model, where equation (1) is combined with correlated (oblique) factors,  $\mathbf{f}_t \sim N_r(\mathbf{0}, \mathbf{R})$ , and the factor loading matrix  $\Lambda$  has a perfect simple structure, i.e. each observation loads on at most one factor. They prove a condition that implies uniqueness of the variance decomposition as well as uniqueness of the factor loading matrix and, consequently, the 0/1 pattern of the indicator matrix  $\delta$ , namely: the correlation matrix  $\mathbf{R}$  is of full rank ( $\text{rg}(\mathbf{R}) = r$ ) and each column of  $\Lambda$  contains at least three nonzero loadings.

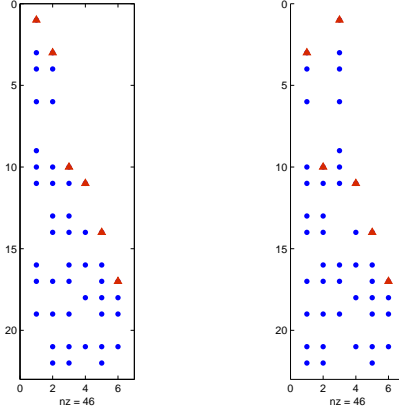


Figure 1: An example of a sparse GLT matrix with leading indices  $(l_1, \dots, l_6) = (1, 3, 10, 11, 14, 17)$  marked by triangles: the ordered GLT structure (left-hand side) and one of the  $2^6 \cdot 6!$  corresponding unordered GLT structures (right-hand side).

**GLT.** Let  $\mathbf{\Lambda}$  be a  $m \times r$  factor loading matrix and let (for each  $j = 1, \dots, r$ )  $l_j$  denote the row index of the top nonzero entry in the  $j$ th column of  $\mathbf{\Lambda}$  (i.e.  $\Lambda_{ij} = 0, \forall i < l_j$ ).  $\mathbf{\Lambda}$  is a *generalized lower triangular* matrix, if  $l_1 < \dots < l_r$  and  $\Lambda_{l_j, j} > 0$  for  $j = 1, \dots, r$ .

For a GLT matrix  $\mathbf{\Lambda}$ , the leading indices  $l_1, \dots, l_r$  satisfy  $l_j \geq j$  and need not lie on the main diagonal. Obviously, the class of GLT matrices contains PLT matrices as that special case where  $l_j = j$  for  $j = 1, \dots, r$ . This generalization is particularly useful, if the ordering of the response variables is in conflict with the PLT assumption. Since  $\Lambda_{jj}$  is allowed to be 0, response variables different from the first  $r$  ones may lead the factors. Indeed, for each factor  $j$ , the leading variable is the response variable  $y_{l_j, t}$  corresponding to the leading index  $l_j$ . An example of such a GLT matrix is displayed in the left-hand side of Figure 1. Evidently, all loadings *above* the leading element  $\Lambda_{l_j, j}$  are zero by definition. A *sparse GLT matrix* results, if in addition some factor loadings *below* the leading element  $\Lambda_{l_j, j}$  are zero as well. The condition  $\Lambda_{l_j, j} > 0$  prevents sign switching and can be substituted by the condition  $\Lambda_{i_j, j} > 0$  for any row  $i_j \geq l_j$  with a nonzero factor loading in column  $j$ . Condition **GLT** resolves rotational invariance, provided that the leading indices  $l_1 < \dots < l_r$  are ordered: evidently, for any two GLT matrices  $\beta$  and  $\mathbf{\Lambda}$  with identical leading indices the identity  $\beta = \mathbf{\Lambda} \mathbf{P}$  holds, iff  $\mathbf{P} = \mathbf{I}_r$ .

Any GLT structure  $\mathbf{\Lambda}$  represents a whole equivalence class of unordered GLT matrices  $\beta$  given by all possible  $2^r r!$  trivial rotations of  $\mathbf{\Lambda}$  defined in (8). Any unordered GLT structure  $\beta$  has (unordered) leading indices  $l_1, \dots, l_r$ , occupying different rows, see the right-hand side of Figure 1. The corresponding (ordered) GLT structure is recovered from the order statistics  $l_{(1)}, \dots, l_{(r)}$  of  $l_1, \dots, l_r$  by a trivial rotation and has leading indices  $l_{(1)} < \dots < l_{(r)}$ .

In practice, the leading indices  $l_1, \dots, l_r$  of a GLT structure are unknown and need to be identified from the data for a given number of factors  $r$ . This is achieved in sparse Bayesian factor analysis by introducing an indicator matrix  $\delta$  that obeys a GLT structure. Hence, we need to identify the entire 0/1 pattern in  $\delta$  from  $\mathbf{\Omega}$ , including the leading indices. Given variance identification, i.e. assuming that  $\mathbf{\Lambda} \mathbf{\Lambda}'$  is identified, a particularly important issue for the identification of a sparse factor model is whether

the 0/1 pattern in  $\delta$  is uniquely identified. In general,  $\delta$  is not uniquely identified from  $\Lambda\Lambda'$ , because non-trivial rotations  $\mathbf{P}$  might exist that change the zero pattern in  $\beta = \Lambda\mathbf{P}$ .

In the context of GLT structures, assume that an unordered GLT matrix  $\beta$  exist with leading indices  $\tilde{l}_1, \dots, \tilde{l}_r$  being possibly different from the leading indices  $l_1, \dots, l_r$  of the loading matrix  $\Lambda$  and both matrices solve  $\beta\beta' = \Lambda\Lambda'$ . Then, Theorem 1 shows that the entire GLT structure  $\Lambda$  including the leading indices and all zero loadings is uniquely identified from  $\Lambda\Lambda'$ , up to trivial rotations, i.e.  $\beta = \Lambda\mathbf{P}_\rho\mathbf{P}_\pm$ , meaning in particular that the sets of leading indices  $\{\tilde{l}_1, \dots, \tilde{l}_r\}$  and  $\{l_1, \dots, l_r\}$  are identical.

**Theorem 1.** *For a sparse GLT structure,  $\delta$  is uniquely identified, provided that uniqueness of the variance decomposition holds, i.e.: if  $\Lambda$  and  $\beta$  are sparse GLT matrices, respectively, with leading indices  $l_1 < \dots < l_r$  and  $\tilde{l}_1 < \dots < \tilde{l}_r$  that satisfy  $\beta\beta' = \Lambda\Lambda'$ , then  $\beta = \Lambda$ . Hence, the leading indices as well as the entire 0/1 pattern of  $\beta$  and  $\Lambda$  are identical.*

See Appendix A.1 for a proof. While the assumption of a GLT structure resolves the rotational invariance, it does not guarantee uniqueness of the variance decomposition.<sup>5</sup> In particular, an upper bound on the leading indices is necessary for **AR** to hold.

**GLT-AR.** Let  $\beta$  be an unordered GLT structure with leading indices  $l_1, \dots, l_r$ . The following condition is necessary for condition **AR**:

$$m - l_j \geq 2(r - z_j + 1), \quad j = 1, \dots, r, \quad (9)$$

where  $z_j$  is the rank of  $l_j$  in the ordered sequence  $l_{(1)} < \dots < l_{(r)}$ . For an ordered GLT structure, (9) reduces to  $m - l_j \geq 2(r - j + 1)$ .

For sparse GLT structures  $\beta$  with zeros below the leading elements, **GLT-AR** is only a necessary, but not a sufficient condition for **AR**<sup>6</sup> and variance identification has to be verified explicitly. An efficient procedure for dealing with this challenge is introduced in the following subsection.

### 2.3 Verifying the row deletion property for sparse factor loading matrices

For sparse Bayesian factor analysis, conditions for verifying directly from the zero pattern in the factor loading matrix, whether the row deletion property **AR** holds, would be very useful, but so far only necessary conditions have been provided. Anderson and Rubin (1956), for instance, prove the following necessary conditions for **AR**: for every nonsingular  $r$ -dimensional square matrix  $\mathbf{G}$ , the matrix  $\beta = \Lambda\mathbf{G}$  contains in each column *at least 3* and in each pair of columns *at least 5* nonzero factor loadings. Sato (1992, Theorem 3.3) extends these necessary conditions in the following way: every subset of  $1 \leq q \leq r$  columns of  $\Lambda$  contains *at least*  $2q + 1$  nonzero factor loadings.

Extending the results of Sato (1992), we prove in the following Theorem 2 that for unordered GLT factor matrices it is *sufficient* (and not only necessary) for **AR** that such a counting rule holds for the

<sup>5</sup>Consider, for instance, a GLT matrix with the leading index in column  $r$  being equal to  $l_r = m - 1$ . The loading matrix has at most two nonzero elements in column  $r$  and violates the necessary condition for variance identification that each column contains at least nonzero three elements.

<sup>6</sup>A GLT structure obeying (9) with  $l_r = m - 2$  and  $\delta_{mr} = 0$ , for instance, contains only two nonzero loadings in column  $r$  and violates the necessary condition for variance identification that each column contains at least nonzero three elements.



indicator matrix  $\delta$  for a *single trivial rotation*  $\mathbf{G} = \mathbf{P}_\pm \mathbf{P}_\rho$  of the factor loading matrix  $\mathbf{\Lambda}$  (and not for every nonsingular matrix  $\mathbf{G}$ ).

**Theorem 2 (The 3-5-7-9-... counting rule).** *Consider the following counting rule for an unordered GLT structure  $\beta = \mathbf{\Lambda} \mathbf{P}_\pm \mathbf{P}_\rho$  corresponding to an ordered GLT structure  $\mathbf{\Lambda}$ :*

**CR** *For each  $q = 1, \dots, r$  and for each submatrix consisting of  $q$  column of  $\beta$ , the number of nonzero rows in this sub-matrix is at least equal to  $2q + 1$ .*

*Condition CR is both necessary and sufficient for the row deletion property AR to hold for  $\mathbf{\Lambda}$ .*

See Appendix A.1 for a proof. Theorem 2 operates on the indicator matrix  $\delta$  which is very convenient for verifying variance identification in sparse Bayesian factor analysis. Most importantly, condition **CR** extends the 3-5 counting rule of Anderson and Rubin (1956) to a more general 3-5-7-9-... rule for the indicator matrix  $\delta$  corresponding to the factor loading matrix. Obviously, if **CR** is violated for a single subset of  $q$  columns of  $\delta$ , then **AR** is violated for  $\mathbf{\Lambda}$ . For  $q = 1, 2$  as well as for  $q = r - 1, r$  the corresponding counting rules can be easily verified from simple functionals of the indicator matrix  $\delta$ , see Corollary 6 in Appendix A.2.1. Hence, for factor models with up to 4 factors ( $r \leq 4$ ) it is trivial to verify, if the 3-5-7-9-... counting rule and hence variance identification holds.

For models with more than four factors ( $r > 4$ ), these simple counting rules are necessary conditions that quickly help to identify indicator matrices  $\delta$  where **CR** (and hence **AR**) is violated. If the simple counting rules of Corollary 6 hold, then **CR** could be verified by iterating over all subsets of  $q = 3, \dots, r - 2$  columns of  $\delta$ ; a number rapidly increasing with  $r$ . The following Theorem 3 shows that verifying **AR** greatly simplifies, if the loading matrix has a block diagonal representation. In this case, **CR** has to be checked only up to the maximum block size, rather than for the entire loading matrix.

**Theorem 3.** *Let  $\tilde{\beta}$  be a  $m_n \times r_+$  factor loading matrix of full column rank,  $\text{rg}(\tilde{\beta}) = r_+$  with  $m_n$  nonzero rows. Assume that  $\tilde{\beta}$  has following block diagonal representation after suitable permutations of rows and columns, with  $\Pi_r$  and  $\Pi_c$  being the corresponding permutation matrices:*

$$\Pi_r \tilde{\beta} \Pi_c = \begin{pmatrix} \mathbf{A}^{(1)} & \mathbf{O} & \mathbf{O} & \mathbf{O} \\ \times & \ddots & \mathbf{O} & \mathbf{O} \\ \times & \times & \mathbf{A}^{(Q-1)} & \mathbf{O} \\ \times & \times & \times & \mathbf{A}^{(Q)} \end{pmatrix}, \quad (10)$$

where  $\mathbf{A}^{(q)}$ ,  $q = 1, \dots, Q$ , are  $(m_q \times r_q)$ -dimensional matrices such that  $\sum r_q = r_+$  and  $\sum m_q = m_n$ . Assume that  $\mathbf{A}^{(1)}, \dots, \mathbf{A}^{(Q-1)}$  are of full column rank  $r_q = \text{rg}(\mathbf{A}^{(q)})$ . Then the following holds:

- (a) *If all sub matrices  $\mathbf{A}^{(1)}, \dots, \mathbf{A}^{(Q)}$  satisfy the row deletion property AR with  $r = r_q$ , then the entire loading matrix  $\tilde{\beta}$  satisfies the row deletion property AR with  $r = r_+$ .*
- (b) *If the submatrix  $\mathbf{A}^{(Q)}$  violates the row deletion property AR with  $r = r_Q$ , then the row deletion property AR is violated for the entire loading matrix  $\tilde{\beta}$ .*

See Appendix A.1 for a proof. Part (a) of Theorem 3 is useful to verify that **AR** holds for sparse loading matrices that have a block diagonal representation as in (10). Part (b) of Theorem 3 is useful to quickly identify indicator matrices  $\delta$  where **AR** does not hold. In Appendix A.2.2, Algorithm 3 is discussed that derives representation (10) sequentially and is useful for verifying variance identification in practice.

## 2.4 Identification of irrelevant variables

Irrelevant variables are observation  $y_{it}$  for which the entire row  $i$  of the factor loading matrix  $\mathbf{\Lambda}$  is zero. This implies that  $y_{it}$  is uncorrelated with the remaining variables. As argued by Boivin and Ng (2006), it is useful to identify such variables. Within the framework of sparse Bayesian factor analysis, such irrelevant variables can be identified by exploring the 0/1 pattern of the indicator matrix  $\delta$  with respect to zero rows, see Kaufmann and Schuhmacher (2017). In Lemma 4 formal identification of irrelevant variables from  $\delta$  is proven, provided that the number of factors  $r$  satisfies a more general upper bound than (6). This commonly used upper bound is based on the assumption that all rows of  $\mathbf{\Lambda}$  are nonzero and a different upper bound is needed, if we want to learn the position of the zero rows from a sparse factor analysis applied to all  $m$  variables. The corresponding bound is derived from the fact that we need at least  $2r + 1$  nonzero rows for the row deletion property **AR** to hold.

**Lemma 4.** *Assume that a  $m \times r$  factor loading matrix  $\mathbf{\Lambda}$  contains  $m_0$  zero rows and that the number of factors  $r$  satisfies following upper bound:*

$$r \leq \frac{m - m_0 - 1}{2}. \quad (11)$$

*If uniqueness of the variance decomposition holds, then the position of the zero rows in  $\mathbf{\Lambda}$  is uniquely identified, that is, any other  $r$ -factor loading matrix  $\beta$  satisfying  $\beta\beta' = \mathbf{\Lambda}\mathbf{\Lambda}'$  has exactly the same set of zero rows.*

See Appendix A.1 for a proof.

## 2.5 Identification in overfitting factor models

Assume that the data  $\mathbf{y} = \{\mathbf{y}_1, \dots, \mathbf{y}_T\}$  are generated by the basic factor model (1) with the corresponding variance decomposition in (4) being unique, however, the true number of factors  $r$  is not known. In this case, a common procedure is to perform exploratory factor analysis based on a model with increasing number of factors  $k$ ,

$$\mathbf{y}_t = \beta \mathbf{f}_t + \epsilon_t, \quad \epsilon_t \sim N_m(\mathbf{0}, \Sigma), \quad (12)$$

where  $\beta$  is a  $m \times k$  loading matrix with elements  $\beta_{ij}$  and  $\Sigma$  is a diagonal matrix with strictly positive diagonal elements. As before, we allow the elements  $\beta_{ij}$  of  $\beta$  in this potentially overfitting sparse factor model to be zero, with the corresponding indicator matrix being denoted by  $\delta$ . Factor analysis based on model (12) yields the extended variance decomposition

$$\Omega = \beta\beta' + \Sigma, \quad (13)$$

instead of the true variance decomposition (4). If model (12) is not overfitting, that is  $k = r$ , then variance identification implies that  $\Sigma = \Sigma_0$  and  $\beta = \mathbf{\Lambda}\mathbf{P}$  for some orthogonal matrix  $\mathbf{P}$ .

However, if  $k > r$ , then model (12) is, indeed, overfitting and additional identifiability issues have to be addressed for such overfitting factor models. In particular, identifiability of  $\beta\beta'$  and  $\Sigma$  from (13) is

lost, as infinitely many representations  $(\beta, \Sigma)$  with  $\Sigma \neq \Sigma_0$  exist that imply the same covariance matrix  $\Omega$  as  $(\Lambda, \Sigma_0)$ . This identifiability problem has been noted earlier by Geweke and Singleton (1980) and Tumura and Sato (1980). Consider, e.g., a model that is overfitting with  $k = r + 1$ . Then infinitely many representations  $(\beta, \Sigma)$  can be constructed that imply the same covariance  $\Omega$  as  $(\Lambda, \Sigma_0)$ , namely:

$$\Sigma = \text{Diag}(\sigma_1^2, \dots, \sigma_{l_k}^2 - \Lambda_{l_k, k}^2, \dots, \sigma_m^2), \quad \beta = \left( \Lambda \mid \begin{array}{c} \mathbf{0} \\ \Lambda_{l_k, k} \\ \mathbf{0} \end{array} \right), \quad (14)$$

where  $\Lambda_{l_k, k}$  is an arbitrary factor loading satisfying  $0 < \Lambda_{l_k, k}^2 < \sigma_{l_k}^2$  and  $l_k$  is an arbitrary row index different from the leading indices  $l_1, \dots, l_r$  in  $\Lambda$ . The last column of  $\beta$  corresponds to a so-called *spurious factor* which loads only on a single observation. Hence, factor analysis in an overfitting model with  $k = r + 1$  may yield factor loading matrices  $\beta$  of rank  $r + 1$ , containing a spurious factor, rather than loading matrices of rank  $r$  with a zero column. For arbitrary  $k > r$ , Tumura and Sato (1980) provide a general representation of the factor loading matrix in an overfitting factor model. Suppose that  $\Omega$  has a decomposition as in (4) with  $r$  factors and for some  $S \in \mathbb{N}$  with  $m \geq 2r + S + 1$ , or equivalently,

$$r \leq \frac{m - S - 1}{2}, \quad (15)$$

the following extended row deletion property holds:

**TS** Whenever  $1 + S$  rows are deleted from  $\Lambda$ , then two disjoint submatrices of rank  $r$  remain.

If  $\Omega$  has another decomposition such that  $\Omega = \tilde{\beta}\tilde{\beta}' + \Sigma$  where  $\tilde{\beta}$  is a  $m \times (r + s)$ -matrix of rank  $r + s$  with  $s \leq S$ , then Tumura and Sato (1980, Theorem 1) show that there exists an orthogonal matrix  $\mathbf{T}$  of rank  $r + s$  such that

$$\tilde{\beta}\mathbf{T} = \left( \Lambda \quad \mathbf{M} \right), \quad \Sigma = \Sigma_0 - \mathbf{M}\mathbf{M}', \quad (16)$$

where the off-diagonal elements of  $\mathbf{M}\mathbf{M}'$  are zero. Hence,  $\mathbf{M}$  is a so-called *spurious factor loading matrix* that does not contribute to explaining the correlation in  $\mathbf{y}_t$ , since

$$\tilde{\beta}\tilde{\beta}' + \Sigma = \tilde{\beta}\mathbf{T}\mathbf{T}'\tilde{\beta}' + \Sigma = \Lambda\Lambda' + \mathbf{M}\mathbf{M}' + (\Sigma_0 - \mathbf{M}\mathbf{M}') = \Lambda\Lambda' + \Sigma_0 = \Omega.$$

While (16) is an important result, without imposing further structure on the factor loading matrix it is of limited use in applied factor analysis, as the separation of  $\tilde{\beta}$  into the true factor loading matrix  $\Lambda$  and the spurious factor loading matrix  $\mathbf{M}$  is possible only up to a general rotation  $\mathbf{T}$  of  $\tilde{\beta}$ .

The following Theorem 5 shows that extended identification in overfitting sparse factor models can be achieved within the class of unordered GLT structures as introduced in this paper. If  $\tilde{\beta}$  in model (12) is constrained to be an unordered GLT structure, then  $\Lambda$  can be easily recovered from (16). First, all rotations in (16) are equal to trivial rotations  $\mathbf{T} = \mathbf{P}_\pm \mathbf{P}_\rho$ , only. Hence, the columns of the spurious loading matrix  $\mathbf{M}$  appear in between the columns of  $\Lambda$ . Second, the spurious loading matrix  $\mathbf{M}$  is easily identified as an *unordered spurious GLT matrix*, where in each column the leading element is the only nonzero loading. This powerful result is exploited subsequently in our MCMC procedure to navigate through overfitting models with varying the number of factors, by adding and deleting spurious factors.

**Theorem 5.** Assume that  $\mathbf{\Lambda}$  is a GLT factor loading matrix with leading indices  $l_1 < \dots < l_r$  that obeys the extended row deletion property **TS** for some  $S \in \mathbb{N}$ . If  $\tilde{\beta}$  in the extended variance decomposition  $\mathbf{\Omega} = \tilde{\beta}\tilde{\beta}' + \mathbf{\Sigma}$  is restricted to be an unordered GLT matrix with leading indices  $\tilde{l}_1, \dots, \tilde{l}_{r+s}$ , then the following holds:

- (a)  $\mathbf{\Lambda}$  and  $\mathbf{\Sigma}_0$  can be represented in terms of  $\tilde{\beta}$ ,  $\mathbf{\Sigma}$ , and  $\mathbf{M}$  as in (16) up to trivial rotations  $\mathbf{T} = \mathbf{P}_\pm \mathbf{P}_\rho$ .
- (b)  $\mathbf{M}$  is a spurious GLT structure with leading indices  $n_1, \dots, n_s$  with exactly one nonzero loading in each column. Furthermore, all leading indices  $\{n_1, \dots, n_s\}$  are different from the leading indices  $\{l_1, \dots, l_r\}$  of  $\mathbf{\Lambda}$ .
- (c) The leading indices  $\{\tilde{l}_1, \dots, \tilde{l}_{r+s}\}$  of  $\tilde{\beta}$  are identical to the leading indices  $\{l_1, \dots, l_r, n_1, \dots, n_s\}$  of the matrix  $\tilde{\beta}\mathbf{T}$ .

See Appendix A.1 for a proof. For an unordered GLT structure, **TS** implies a constraint on the leading indices of  $\tilde{\beta}$  which extends **GLT-AR**:

**GLT-TS.** Let  $\beta$  be an unordered GLT structure with  $r_+$  nonzero columns with leading indices  $l_1, \dots, l_{r_+}$ . The following condition on the leading indices is necessary for condition **TS**:

$$m - l_j - S \geq 2(r_+ - z_j + 1), \quad j = 1, \dots, r_+, \quad (17)$$

where  $z_j$  is the rank of  $l_j$  in the ordered sequence  $l_{(1)} < \dots < l_{(r_+)}$ .

### 3 Bayesian inference

Bayesian inference is performed in the overfitting sparse factor model (12) where  $k$  satisfies the upper bound (15) for a given degree of overfitting  $S \in \mathbb{N}$ . Both  $k$  as well as  $S$  are user-selected parameters. The maximum number of potential factors  $k$  is chosen large enough that zero and spurious columns will appear during posterior inference. We found it useful to allow for at least  $S \geq 2$  spurious columns.

#### 3.1 Prior specifications

Let  $\delta$  be the  $m \times k$  indicator matrix corresponding to the  $m \times k$  loading matrix  $\beta$  in model (12). Within our sparse Bayesian factor analysis, a joint prior for  $\delta, \beta$  and the variances  $\sigma_1^2, \dots, \sigma_m^2$  is selected, taking the form  $p(\delta)p(\sigma_1^2, \dots, \sigma_m^2)p(\beta|\delta, \sigma_1^2, \dots, \sigma_m^2)$ .

##### 3.1.1 The prior on the indicators

Following common hierarchical point mass mixture prior on the indicator matrix  $\delta$  is applied:

$$\begin{aligned} \Pr(\delta_{ij} = 1|\tau_j) &= \tau_j, & \tau_j &\sim \mathcal{B}(a_0, b_0), & j &= 1, \dots, k, \\ \Pr(\beta_{ij} = 0|\delta_{ij} = 0) &= 1, \end{aligned} \quad (18)$$

where all indicators are independent *a priori* given  $\phi = (\tau_1, \dots, \tau_k)$ .<sup>7</sup> Since the true number of factors  $r$  is unknown, we employ a prior on  $\delta$  that implies column sparsity apriori. To this goal, the hyperparameters of prior (18) are chosen such that the number of nonzero columns  $r_+$  in  $\delta$  is random apriori, taking values less than  $k$  with high probability. In this case, the model is overfitting and we are able to learn the number of factors  $r$ . Hyperparameters that exclude zero columns in  $\delta$  apriori are prone to overfit the number of factors. Prior (18) can be rewritten as:

$$\tau_j \sim \mathcal{B}(a_0, b_0) = \mathcal{B}\left(b_0 \frac{\alpha}{k}, b_0\right), \quad (19)$$

where  $k$  is the number of potential factors. For  $k \rightarrow \infty$ , prior (19) converges to the two-parameter Beta prior introduced by Ghahramani et al. (2007) in Bayesian nonparametric latent feature models which can be regarded as a factor model with infinitely many columns. However, if  $k$  exceed the upper bound (15), variance identification can no longer be achieved. For this reason, we stay within the framework of factor models with finitely many columns in the present paper, but exploit column sparsity as explained above.

Following Ghahramani et al. (2007), we choose values  $b_0 < 1$  considerably smaller than 1 (a sticky prior) to allow apriori zero columns for factor models where the number of factors is unknown. The choice of  $\alpha$  (or  $a_0$ ) is guided by the apriori expected simplicity  $E(q_i)$  of the factor loading matrix, where  $q_i = \sum_{j=1}^k \delta_{ij}$  is the number of nonzero loadings in each row which is typically smaller than  $k$ . This leads to following choice for  $a_0$  and  $\alpha$ :

$$E(q_i) = \frac{ka_0}{a_0 + b_0} = \frac{\alpha}{1 + \alpha/k} \Rightarrow a_0 = \frac{b_0 E(q_i)}{k - E(q_i)}, \quad \alpha = \frac{E(q_i)}{1 - E(q_i)/k}. \quad (20)$$

As common in statistics and machine learning, the prior on  $\delta$  does not account explicitly for identification. To deal with rotational invariance, an unordered GLT structure as introduced in Subsection 2.2 is imposed on  $\delta$  during MCMC estimation, by sampling only indicator matrices where the leading indices  $l_1, \dots, l_{r_+}$  of the  $r_+$  nonzero columns  $\tilde{\beta}$  of  $\beta$  satisfy condition **GLT-TS** given in (17) for the specified value of  $S$ , i.e. prior  $p(\delta)$  is constrained implicitly to unordered sparse GLT structures. The unordered GLT structure enforced during MCMC estimation breaks the invariance of the procedure with respect to the ordering of the data. However, it is less sensitive to the ordering of the data than the PLT constraint.

### 3.1.2 The prior on the idiosyncratic variances

When estimating factor models using classical statistical methods, such as maximum likelihood (ML) estimation, it frequently happens that the optimal solution lies outside the admissible parameter space with one or more of the idiosyncratic variances  $\sigma_i^2$ s being negative, see e.g. Bartholomew (1987, Section 3.6). An empirical study in Jöreskog (1967) involving 11 data sets revealed that such improper solutions are quite frequent and this difficulty became known as the Heywood problem. The introduction of a prior on the idiosyncratic variances  $\sigma_1^2, \dots, \sigma_m^2$  within a Bayesian framework, typically chosen from the inverted Gamma family, that is

$$\sigma_i^2 \sim \mathcal{G}^{-1}(c_0, C_{i0}), \quad (21)$$

---

<sup>7</sup>Alternative priors (which are not pursued in the present paper) have been considered e.g. by Conti et al. (2014) and Kaufmann and Schuhmacher (2018).

naturally avoids negative values for  $\sigma_i^2$ . Nevertheless, there exists a Bayesian analogue of the Heywood problem which takes the form of multi-modality of the posterior of  $\sigma_i^2$  with one mode lying at 0. This is likely to happen, if a small value  $c_0$  and fixed hyperparameters  $C_{i0}$  are chosen in (21), as common in Bayesian factor analysis.

Subsequently, we select  $c_0$  and  $C_{i0}$  in such a way that Heywood problems are avoided. Heywood problems typically occur, if the constraint

$$\frac{1}{\sigma_i^2} \geq (\mathbf{\Omega}^{-1})_{ii} \quad \Leftrightarrow \quad \sigma_i^2 \leq \frac{1}{(\mathbf{\Omega}^{-1})_{ii}} \quad (22)$$

is violated, where the matrix  $\mathbf{\Omega}$  is the covariance matrix of  $\mathbf{y}_t$  defined in (4), see e.g. Bartholomew (1987, p. 54). It is clear from inequality (22) that  $1/\sigma_i^2$  has to be bounded away from 0. For this reason, improper priors on the idiosyncratic variances such as  $p(\sigma_i^2) \propto 1/\sigma_i^2$  (Martin and McDonald, 1975; Akaike, 1987) are not able to prevent Heywood problems. Similarly, proper inverted Gamma prior with small degrees of freedom such as  $c_0 = 1.1$  (Lopes and West, 2004) allow values too close to 0.

As a first improvement, we choose  $c_0$  in (21) large enough to bound the prior away from 0, typically  $c_0 = 2.5$ . Second, we reduce the occurrence probability of a Heywood problem which is equal to  $\Pr(X \leq C_{i0}(\mathbf{\Omega}^{-1})_{ii})$  where  $X \sim \mathcal{G}(c_0, 1)$  through the choice of  $C_{i0}$ . The smaller  $C_{i0}$ , the smaller is this probability. However, since  $E(\sigma_i^2) = C_{i0}/(c_0 - 1)$ , a downward bias may be introduced, if  $C_{i0}$  is too small. We choose  $C_{i0} = (c_0 - 1)/(\widehat{\mathbf{\Omega}^{-1}})_{ii}$  as the largest value for which inequality (22) is fulfilled by the prior expectation  $E(\sigma_i^2)$  and  $\mathbf{\Omega}^{-1}$  is substituted by an estimator  $\widehat{\mathbf{\Omega}^{-1}}$ . This yields the following prior:

$$\sigma_i^2 \sim \mathcal{G}^{-1}\left(c_0, (c_0 - 1)/(\widehat{\mathbf{\Omega}^{-1}})_{ii}\right). \quad (23)$$

Inequality (22) introduces an upper bound for  $\sigma_i^2/\Omega_{ii}$ , the proportion of variance not explained by the common factors, which is considerably smaller than 1 for small idiosyncratic variances  $\sigma_i^2$ . Hence, our prior is particularly sensible, if the communalities  $R_i^2 = 1 - \sigma_i^2/\Omega_{ii}$  are rather unbalanced across variables and the variance of some observations is very well-explained by the common factors, while this is not the case for other variables. Our case studies illustrate that this prior usually leads to unimodal posterior densities for the idiosyncratic variances.

An estimator  $\widehat{\mathbf{\Omega}^{-1}}$  of the inverse  $\mathbf{\Omega}^{-1}$  of the marginal covariance matrix is required to formulate prior (23). If  $T \gg m$ , then the inverse of the sample covariance matrix  $\mathbf{S}_y$  could be used, i.e.  $\widehat{\mathbf{\Omega}^{-1}} = \mathbf{S}_y^{-1}$ . However, this estimator is unstable, if  $m$  is not small compared  $T$ , and does not exist, if  $m > T$ . Hence, we prefer a Bayesian estimator which is obtained by combining the sample information with the inverted Wishart prior  $\mathbf{\Omega}^{-1} \sim \mathcal{W}_m(\nu_o, \nu_o \mathbf{S}_o)$ :

$$\widehat{\mathbf{\Omega}^{-1}} = (\nu_o + T/2)(\nu_o \mathbf{S}_o + 0.5 \sum_{t=1}^T \mathbf{y}_t \mathbf{y}_t')^{-1}. \quad (24)$$

If the variables  $y_{jt}, j = 1, \dots, m$ , are standardized over  $t$ , then  $\mathbf{S}_o = \mathbf{I}_m$  is a sensible choice.

### 3.1.3 The prior on the factor loadings

Finally, conditional on  $\boldsymbol{\delta}$  and  $\sigma_1^2, \dots, \sigma_m^2$ , a prior has to be formulated for all nonzero factor loadings. Since the likelihood function factors into a product over the rows of the loading matrix, prior indepen-

dence across the rows is assumed. For a given  $\delta$ , let  $\beta_i^\delta$  be the vector of unconstrained elements in the  $i$ th row of  $\beta$ . The variance of the prior of  $\beta_i^\delta$  is assumed to depend on  $\sigma_i^2$ , because this allows joint drawing of  $\beta$  and  $\sigma_1^2, \dots, \sigma_m^2$  and, even more importantly, sampling the model indicators  $\delta$  without conditioning on the model parameters during MCMC estimation, see Algorithm 1 in Subsection 3.2.

For each row  $i$  with  $q_i > 0$  nonzero elements, the standard prior takes the form

$$\beta_i^\delta | \sigma_i^2 \sim N_{q_i} \left( \mathbf{0}, \mathbf{B}_{i0}^\delta \sigma_i^2 \right), \quad (25)$$

where, typically,  $\mathbf{B}_{i0}^\delta = A_0 \mathbf{I}_{q_i}$  (Lopes and West, 2004; Ghosh and Dunson, 2009; Conti et al., 2014). In addition, a fractional prior in the spirit of O’Hagan (1995) is introduced in this paper for sparse Bayesian factor models which can be interpreted as the posterior of a non-informative prior and a small fraction  $b > 0$  of the data. This yields a conditionally fractional prior for the “regression model”

$$\tilde{\mathbf{y}}_i = \mathbf{X}_i^\delta \beta_i^\delta + \tilde{\epsilon}_i, \quad (26)$$

where  $\tilde{\mathbf{y}}_i = (y_{i1} \cdots y_{iT})'$  and  $\tilde{\epsilon}_i = (\epsilon_{i1} \cdots \epsilon_{iT})'$ .  $\mathbf{X}_i^\delta$  is a regressor matrix constructed from the latent factors  $\mathbf{f}_1, \dots, \mathbf{f}_T$  (see Appendix B.1.2 for details). The fractional prior is then defined as a fraction of the full conditional likelihood, derived from regression model (26):

$$p(\beta_i^\delta | \sigma_i^2, b, \mathbf{f}) \propto p(\tilde{\mathbf{y}}_i | \mathbf{f}, \beta_i^\delta, \sigma_i^2)^b = \left( \frac{1}{2\pi\sigma_i^2} \right)^{Tb/2} \exp \left( -\frac{b}{2\sigma_i^2} (\tilde{\mathbf{y}}_i - \mathbf{X}_i^\delta \beta_i^\delta)' (\tilde{\mathbf{y}}_i - \mathbf{X}_i^\delta \beta_i^\delta) \right).$$

This yields the following fractional prior:<sup>8</sup>

$$\beta_i^\delta | \sigma_i^2, b, \mathbf{f} \sim N_{q_i} \left( \mathbf{b}_{iT}^\delta, \mathbf{B}_{iT}^\delta \sigma_i^2 / b \right), \quad (27)$$

where  $\mathbf{b}_{iT}^\delta$  and  $\mathbf{B}_{iT}^\delta$  are the posterior moments under the non-informative prior  $p(\beta_i^\delta | \sigma_i^2) \propto \mathbf{c}$ :

$$\mathbf{B}_{iT}^\delta = \left( (\mathbf{X}_i^\delta)' \mathbf{X}_i^\delta \right)^{-1}, \quad \mathbf{b}_{iT}^\delta = \mathbf{B}_{iT}^\delta (\mathbf{X}_i^\delta)' \tilde{\mathbf{y}}_i. \quad (28)$$

Concerning the choice of the fraction  $b$ , in general, larger values of  $b$  extract more information from the likelihood than smaller values, which reduces the influence of the sparsity prior  $p(\delta)$  as  $b$  increases, leading to a larger number of estimated factors. Depending on the relation between  $k$ ,  $m$ , and  $T$ , small values such as  $b = 10^{-3}$ ,  $b = 10^{-4}$  or  $b = 10^{-5}$  yield sparse solutions. In total,  $N = mT$  observations are available to estimate  $d(k, m) = km - k(k-1)/2 = k(m - (k-1)/2)$  free elements in the coefficient matrix  $\beta$  for a GLT structure.

If  $d(k, m)$  is considerably smaller than  $N$ , then the variable selection literature suggests to choose  $b_N = 1/(Tm)$ . This is in particular the case, if the potential number of factors  $k$  is considerably smaller than  $T$ . On the other hand, if  $d(k, m)$  is in the order of  $N$ , then  $b_N$  implies a fairly small penalty and may lead to overfitting models. Following Foster and George (1994), the risk inflation criterion  $b_R = 1/d(k, m)^2$  can be applied in this case. For a GLT structure,  $b_R$  implies a stronger penalty than  $b_N$ , if  $d(k, m) > \sqrt{Tm}$ .

---

<sup>8</sup>Similar conditionally conjugate fractional priors have been applied by several authors for variable selection in latent variable models (Smith and Kohn, 2002; Frühwirth-Schnatter and Tüchler, 2008; Tüchler, 2008; Frühwirth-Schnatter and Wagner, 2010).

### 3.2 MCMC estimation

We use MCMC techniques to sample from the posterior  $p(\boldsymbol{\delta}, \sigma_1^2, \dots, \sigma_m^2, \boldsymbol{\beta}, \boldsymbol{\phi}, \mathbf{f} | \mathbf{y})$  (with  $\mathbf{f} = (\mathbf{f}_1, \dots, \mathbf{f}_T)$ ) of the overfitting model (12), given the priors introduced in Subsection 3.1. As noted by many authors, e.g. Pati et al. (2014), MCMC sampling for sparse Bayesian factor models is notoriously difficult, since sampling the indicator matrix  $\boldsymbol{\delta}$  corresponds to navigating through an extremely high dimensional model space. This is even more challenging, if the sparse factor model is overfitting.

In this paper, a designer MCMC scheme is employed which is summarized in Algorithm 1, where several steps have been designed specifically for sparse Bayesian factor models under the GLT constraint when the number of factors is unknown. This designer MCMC scheme delivers posterior draws of  $\boldsymbol{\beta}$  and  $\boldsymbol{\delta}$  with a varying number  $r_+$  of nonzero columns. An unordered GLT structure is imposed on the nonzero columns  $\tilde{\boldsymbol{\beta}}$  and  $\tilde{\boldsymbol{\delta}}$  by requiring that the leading indices  $l_1, \dots, l_{r_+}$  obey condition **GLT-TS** given in (17). Non-identification with respect to trivial rotations introduces column and sign switching during MCMC sampling. Hence, the sampler produces draws that fulfill various *necessary* conditions for identification, while the more demanding *sufficient* conditions are assessed through a scanning of the posterior draws during postprocessing, see Subsection 3.3.3.

**Algorithm 1 (MCMC estimation for sparse Bayesian factor models with unordered GLT structures).** Choose initial values<sup>9</sup> for  $(r_+, \boldsymbol{\delta}, \boldsymbol{\beta}, \sigma_1^2, \dots, \sigma_m^2, \boldsymbol{\phi})$ , iterate  $M$  times through the following steps and discard the first  $M_0$  draws as burn-in:

- (F) Sample the latent factors  $\mathbf{f}_1, \dots, \mathbf{f}_T$  conditional on the model parameters  $\boldsymbol{\beta}$  and  $\sigma_1^2, \dots, \sigma_m^2$  from  $p(\mathbf{f}_1, \dots, \mathbf{f}_T | \boldsymbol{\beta}, \sigma_1^2, \dots, \sigma_m^2, \mathbf{y})$ .
- (A) Perform a boosting step based either on ASIS or marginal data augmentation.
- (R) Perform a reversible jump MCMC step to add or delete spurious columns in  $\boldsymbol{\delta}$  and  $\boldsymbol{\beta}$ .
- (L) Loop over all nonzero columns  $j$  of the indicator matrix  $\boldsymbol{\delta}$  in a random order and sample the leading index  $l_j$  conditional on the remaining columns  $\boldsymbol{\delta}_{\cdot, -j}$ , the factors  $\mathbf{f}_1, \dots, \mathbf{f}_T$ , and  $\boldsymbol{\phi}$  without conditioning on the model parameters  $\boldsymbol{\beta}$  and  $\sigma_1^2, \dots, \sigma_m^2$ .
- (D) Loop over all nonzero columns of the indicator matrix  $\boldsymbol{\delta}$  in a random order. Sample for each column  $j$  all indicators below the leading index  $l_j$  (i.e.  $\delta_{ij}$  with  $i \in I_j = \{l_j + 1, \dots, m\}$ ) conditional on the remaining columns  $\boldsymbol{\delta}_{\cdot, -j}$ , the factors  $\mathbf{f}_1, \dots, \mathbf{f}_T$ , and  $\boldsymbol{\phi}$  (without conditioning on the model parameters  $\boldsymbol{\beta}$  and  $\sigma_1^2, \dots, \sigma_m^2$ ) jointly using Algorithm 6 in Appendix B.1.5.
- (H) Sample  $\tau_j | \boldsymbol{\delta} \sim \mathcal{B}(a_0 + d_j, b_0 + m - d_j)$ ,  $j = 1, \dots, k$ , where  $d_j = \sum_{i=1}^m \delta_{ij}$  is the number of nonzero factor loadings in column  $j$ .
- (P) Sample the model parameters  $\boldsymbol{\beta}$  and  $\sigma_1^2, \dots, \sigma_m^2$  jointly conditional on the indicator matrix  $\boldsymbol{\delta}$  and the factors  $\mathbf{f}_1, \dots, \mathbf{f}_T$  from  $p(\boldsymbol{\beta}, \sigma_1^2, \dots, \sigma_m^2 | \boldsymbol{\delta}, \mathbf{f}_1, \dots, \mathbf{f}_T, \mathbf{y})$ .

The most innovative part of this MCMC scheme concerns sampling the indicator matrix  $\boldsymbol{\delta}$ . Updating  $\boldsymbol{\delta}$  for sparse exploratory Bayesian factor analysis without identification constraints on  $\boldsymbol{\delta}$  is fairly straightforward, see e.g. Carvalho et al. (2008) and Kaufmann and Schuhmacher (2018), among many others.

<sup>9</sup>See Appendix B.2.4 for details.



However, a more refined approach is implemented in the present paper to address the econometric identification issues for sparse factor models discussed in Section 2. The nonzero columns of  $\beta$  and  $\delta$  are instrumental for estimating the number of factors during postprocessing, see Subsection 3.3.1. To increase and decrease the number of nonzero columns in  $\beta$  and  $\delta$ , Step (R) exploits Theorem 5 to add and delete spurious factors through a reversible jump MCMC step described in Subsection 3.2.2. Similarly as in Conti et al. (2014), it is much easier to introduce new latent factors into the model through these spurious factors, compared to alternative approaches that would split existing factors or add new ones only under the condition that enough nonzero elements are preserved. To force the unordered GLT structure on the  $r_+$  nonzero columns of  $\beta$  and  $\delta$ , Step (L) performs MH steps to navigate through the space of all admissible leading indices  $(l_1, \dots, l_{r_+})$  that satisfy **GLT-TS**, see Subsection 3.2.1. To implement Step (D) efficiently, a method for sampling an entire set of indicators  $\{\delta_{ij}, i \in I_j\}$  in a particular column  $j$  in one block is developed in Appendix B.1.5.

Step (F) and Step (P) operate in a “confirmatory” factor model where certain loadings are constrained to zeros according to the indicator matrix  $\delta$ . Although these steps are standard in Bayesian factor analysis (see e.g. Lopes and West (2004) and Ghosh and Dunson (2009)) improvements are suggested such as multi-move sampling of all unknown model parameters  $\beta$ , and  $\sigma_1^2, \dots, \sigma_m^2$  in Step (P), see Appendix B.1.1 and B.1.3 for further details. Finally, the boosting Step (A) is added to improve mixing of the MCMC scheme, see Subsection 3.2.3 and Appendix B.3 for more details.

### 3.2.1 Special MCMC moves for unordered GLT structures

Step (L) in Algorithm 1 implements moves that explicitly change the position of the leading indices in the  $r_+$  nonzero columns of  $\delta$  (including spurious columns), without violating **GLT-TS**. Let  $\mathbf{l} = (l_1, \dots, l_{r_+})$  be the set of leading indices. Since an unordered GLT structure has to be preserved, the leading index  $l_j$  in column  $j$  is not free to move, but restricted to a subset  $\mathcal{L}_S(\mathbf{l}_{-j}) \subseteq \{1, \dots, m\}$  which depends on the leading indices  $\mathbf{l}_{-j}$  of the other columns and the maximum degree of overfitting  $S$ .<sup>10</sup> We scan all nonzero columns of  $\delta$  in a random order and propose to change the position of  $l_j$  in a selected column  $j$  using one of four local moves, namely shifting the leading index, adding a new leading index, deleting a leading index and switching the leading elements (and all indicators in between) between column  $j$  and a randomly selected column  $j'$ ; see Figure 2 for illustration and Subsection B.2.3 for further details.

### 3.2.2 Split and merge moves for overfitting models

For overfitting factor models, Step (R) in Algorithm 1 is a dimension changing move that explicitly changes the number  $r_+$  of nonzero columns in  $\delta$  and  $\beta$  by adding and deleting a spurious column. If a spurious column  $\mathbf{M}$  is identified among the nonzero columns of  $\beta$ , then as demonstrated in Subsection 2.5 it can be substituted by a zero column without changing the likelihood function, by adding  $\mathbf{M}\mathbf{M}'$  to  $\Sigma$ . On the other hand, any zero column in  $\beta$  can be turned into an (additional) spurious column without changing the likelihood function either, see (14). This is the cornerstone of our procedure, however, while the likelihood is invariant to these moves, the prior is not and simply adding or deleting spurious columns would lead to an invalid MCMC step. A reversible jump MCMC step as implemented in

<sup>10</sup>See Subsection B.2.1 for a definition of  $\mathcal{L}_S(\mathbf{l}_{-j})$ .

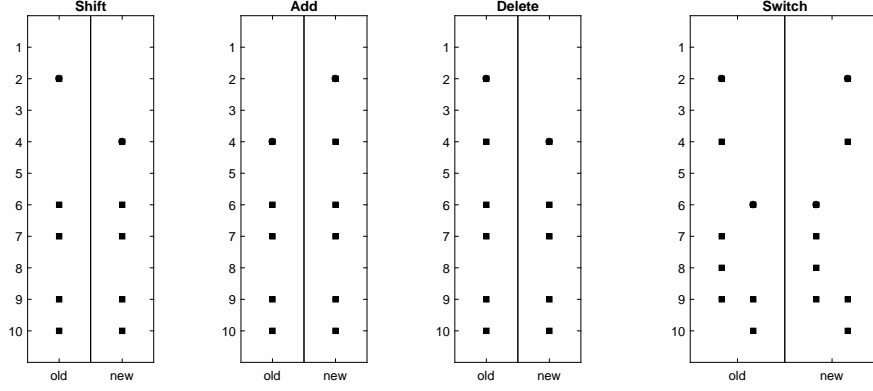


Figure 2: MCMC moves to change the leading indices of an unordered GLT structure; from left to right: shifting the leading index, adding a new leading index, deleting a leading index and switching the leading elements

Step (R) can correct for that.

The split and merge moves outlined above form a reversible pair that operates in the latent variable model (12) conditional on all parameters, except the hyperparameter  $\phi = (\tau_1, \dots, \tau_k)$  which is integrated out of prior (18). Split and merge moves are local moves operating between the two following factor models:

$$y_{l_j,t} = \beta_{l_j,-j}^\delta \mathbf{f}_{t,-j} + \epsilon_{l_j,t}, \quad \epsilon_{l_j,t} \sim N(0, \sigma_{l_j}^2), \quad (29)$$

$$y_{l_j,t} = \beta_{l_j,-j}^\delta \mathbf{f}_{t,-j} + \beta_{l_j,j}^{\text{sp}} f_{jt}^{\text{sp}} \delta_{l_j,j} + \tilde{\epsilon}_{l_j,t}, \quad \tilde{\epsilon}_{l_j,t} \sim N(0, \sigma_{l_j}^2 - \delta_{l_j,j}(\beta_{l_j,j}^{\text{sp}})^2), \quad (30)$$

where model (30) contains a spurious column with  $\beta_{l_j,j}^{\text{sp}}$  being the only nonzero loading in this column. If  $\delta_{l_j,j} = 0$  in model (30), then model (29) results. However, if  $\delta_{l_j,j} = 1$ , then, as discussed in Subsection 2.5, model (30) is not identified and  $\beta_{l_j,j}^{\text{sp}}$  can take any value such that  $(\sigma_{l_j}^2)^{\text{sp}} = \sigma_{l_j}^2 - (\beta_{l_j,j}^{\text{sp}})^2 > 0$ . By integrating model (30) with respect to the spurious factor  $f_{jt}^{\text{sp}}$ , it can be easily verified that both models imply the same distribution  $p(y_{l_j,t} | \beta_{l_j,-j}^\delta, \mathbf{f}_{t,-j}, \sigma_{l_j}^2)$ .

The split move turns one of the zero columns  $j$  in (29) into a spurious column, by selecting a row  $l_j$  not occupied by any other leading index and splitting the variance  $\sigma_{l_j}^2$  of the idiosyncratic error between the new variance  $(\sigma_{l_j}^2)^{\text{sp}}$  and the spurious factor loading  $\beta_{l_j,j}^{\text{sp}}$  such that

$$(\beta_{l_j,j}^{\text{sp}})^2 + (\sigma_{l_j}^2)^{\text{sp}} = \sigma_{l_j}^2.$$

Splitting is achieved by sampling  $U$  from a distribution with support  $[-1,1]$  and defining:<sup>11</sup>

$$\beta_{l_j,j}^{\text{sp}} = U\sqrt{\sigma_{l_j}^2}, \quad (\sigma_{l_j}^2)^{\text{sp}} = (1 - U^2)\sigma_{l_j}^2.$$

Given  $\beta_{l_j,j}^{\text{sp}}$  and  $(\sigma_{l_j}^2)^{\text{sp}}$ , new factors  $f_{jt}^{\text{sp}}$  are proposed for the spurious column  $j$ , independently for  $t = 1, \dots, T$ , from the conditional density  $p(f_{jt}^{\text{sp}} | \mathbf{f}_{t,-j}, \beta_{l_j,-j}^\delta, \beta_{l_j,j}^{\text{sp}}, (\sigma_{l_j}^2)^{\text{sp}}, y_{l_j,t})$  which takes a very simple

<sup>11</sup>Specific choices for the distribution of  $U$  are discussed in Appendix B.2.2. For instance, sampling  $U^2$  from a uniform distribution on  $[0,1]$  worked pretty well in many situation.

form (see Appendix B.2.2 for details):

$$f_{jt}^{\text{sp}} | \cdot \sim N \left( E_{jt}^{\text{sp}}, V_j^{\text{sp}} \right), \quad V_j^{\text{sp}} = 1 - U^2, \quad E_{jt}^{\text{sp}} = U / \sqrt{\sigma_{l_j}^2} \times \left( y_{l_j, t} - \beta_{l_j, -j} \mathbf{f}_{t, -j} \right).$$

By reversing the split move, the merge move sets the only nonzero factor loading  $\beta_{l_j, j}^{\text{sp}}$  in row  $l_j$  of a spurious columns  $j$  in (30) to zero, while increasing the idiosyncratic variance  $\sigma_{l_j}^2$  at the same time. Deleting the spurious column determines  $\sigma_{l_j}^2$  and  $U$  in the following way:

$$\sigma_{l_j}^2 = (\beta_{l_j, j}^{\text{sp}})^2 + (\sigma_{l_j}^2)^{\text{sp}}, \quad U = \beta_{l_j, j}^{\text{sp}} / \sqrt{(\beta_{l_j, j}^{\text{sp}})^2 + (\sigma_{l_j}^2)^{\text{sp}}}.$$

Since column  $j$  is turned into a zero column, new factors are proposed from the prior, i.e.  $f_{jt} \sim N(0, 1)$  for all  $t = 1, \dots, T$ .

At each sweep of the MCMC scheme, a decision has to be made whether a split or a merge move is performed. Evidently, no merge move can be performed, whenever the current factor loading matrix contains no spurious columns. Similarly, no split move can be performed, whenever no additional spurious columns can be introduced. This happens if no more zero columns are present or if the number of spurious columns is equal to  $S$ . Otherwise, split and merge move are selected randomly, see Appendix B.2.2 which also contains details on the acceptance rates both for split and merge moves.

### 3.2.3 Boosting MCMC

Step (F) and Step (P) in Algorithm 1 perform full conditional Gibbs sampling for a confirmatory factor model corresponding to the current indicator matrix  $\delta$ , by sampling the factors conditional on the loadings and idiosyncratic variances and sampling the loadings and idiosyncratic variances conditional on the factors. Depending on the signal-to-noise ratio of the latent variable representation, such full conditional Gibbs sampling tends to be poorly mixing. For the basic factor model (12), where  $\mathbf{f}_t \sim N_k(\mathbf{0}, \mathbf{I}_k)$ , the information in the data (the “signal”) can be quantified by the matrix  $\beta' \Sigma^{-1} \beta$  in comparison to the identity matrix  $\mathbf{I}_k$  (the “noise”) in the filter for  $\mathbf{f}_t | \mathbf{y}_t, \beta, \Sigma$  (see Appendix B.1.1):

$$\mathbf{f}_t | \mathbf{y}_t, \beta, \Sigma \sim N_k \left( (\mathbf{I}_k + \beta' \Sigma^{-1} \beta)^{-1} \beta' \Sigma^{-1} \mathbf{y}_t, (\mathbf{I}_k + \beta' \Sigma^{-1} \beta)^{-1} \right).$$

In particular for large factor models with many measurements, one would expect that the data contain ample information to estimate the factors  $\mathbf{f}_t$ . However, this is the case only, if the information matrix  $\beta' \Sigma^{-1} \beta$  increases with  $m$ , hence if most of the factor loadings are nonzero. For sparse factor models many columns with quite a few zero loadings are present, leading to a low signal-to-noise ratio and, as a consequence, to poor mixing of full conditional Gibbs sampling, as illustrated in the left-hand panel in Figure 3 showing posterior draws of  $\text{tr}(\beta' \Sigma^{-1} \beta)$  without boosting Step (A) for the exchange data to be discussed in Subsection 4.1.

Hence, for sparse factor models it is essential to include boosting steps to obtain MCMC scheme with improved mixing properties, while keeping all priors unchanged. Popular boosting algorithms are the ancillarity-sufficiency interweaving strategy (ASIS), introduced by Yu and Meng (2011), and marginal data augmentation (MDA), introduced by van Dyk and Meng (2001).<sup>12</sup> There are numerous examples

<sup>12</sup>ASIS has been applied to SV models (Kastner and Frühwirth-Schnatter, 2014), TVP models (Bitto and Frühwirth-Schnatter, 2016), and factor SV models (Kastner et al., 2017); MDA has been applied to factor models by Ghosh and Dunson (2009); Conti et al. (2014); Piatek and Papaspiliopoulos (2018).

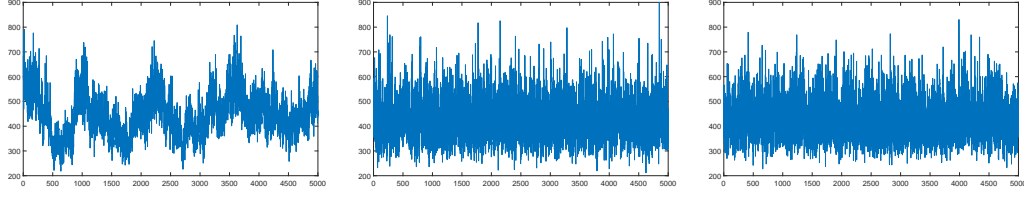


Figure 3: Exchange rate data; fractional prior with  $b = b_N$ . Posterior draws of  $\text{tr}(\beta' \Sigma^{-1} \beta)$  without boosting (left-hand side), boosting through ASIS based on choosing  $\sqrt{\Psi_j}$  as the largest loading (in absolute values) in each nonzero column (middle) and boosting through MDA based on the inverted Gamma working prior  $\Psi_j \sim \mathcal{G}^{-1}(1.5, 1.5)$  (right-hand side).

in the literature, where boosting enhances mixing at the cost of changing the prior, an example being the MDA algorithm applied by Ghosh and Dunson (2009) to the basic factor model. However, changing the prior of the factor loading matrix  $\beta$  in the original model is undesirable in any variable selection context and is avoided by the boosting strategies applied in the present paper.

Both for ASIS and MDA, boosting is based on moving from model (12) where  $\mathbf{f}_t \sim N_k(\mathbf{0}, \mathbf{I}_k)$  to an expanded model with a more general prior:

$$\mathbf{y}_t = \tilde{\beta} \tilde{\mathbf{f}}_t + \epsilon_t, \quad \epsilon_t \sim N_m(\mathbf{0}, \Sigma), \quad \tilde{\mathbf{f}}_t \sim N_k(\mathbf{0}, \Psi),$$

where  $\Psi = \text{Diag}(\Psi_1, \dots, \Psi_k)$  is diagonal. The relation between the two systems is given by following transformation:

$$\tilde{\mathbf{f}}_t = (\Psi)^{1/2} \mathbf{f}_t, \quad \tilde{\beta} = \beta(\Psi)^{-1/2}. \quad (31)$$

Note that the nonzero elements in  $\tilde{\beta}$  have the same position as the nonzero elements in  $\beta$ . An important aspect of applying boosting in the context of sparse Bayesian factor models is the following. The transformation (31) has to be a one-to-one mapping for any kind of boosting based on parameter expansion to be valid. For sparse Bayesian factor models, this is true only for the *nonzero* columns of  $\beta$ , whereas for any zero column  $j$ , (31) would be satisfied for arbitrary values  $\Psi_j$  and many different expanded systems would map into the original system.<sup>13</sup> Hence, we set  $\Psi_j = 1$  for all zero columns of  $\beta$  and, for nonzero columns  $j$ , choose  $\Psi_j$  in a deterministic fashion for ASIS and sample  $\Psi_j$  from a working prior for MDA.

For boosting based on ASIS, a nonzero factor loading  $\beta_{n_j, j}$  is chosen in each nonzero column  $j$ , to define the current value of  $\Psi_j$  as  $\sqrt{\Psi_j} = \beta_{n_j, j}$ . This creates a factor loading matrix  $\tilde{\beta}$  in the expanded system where for all nonzero columns  $j$ ,  $\tilde{\beta}_{n_j, j} = 1$  whereas  $\tilde{\beta}_{i, j} = \beta_{i, j} / \beta_{n_j, j}$  for  $i \neq n_j$ . For MDA,  $\Psi_j$  is sampled from a working prior  $p(\Psi_j)$ , which is independent both of  $\beta$  and  $\Sigma$ . Our assumption of prior independence between the working parameter  $\Psi$  and the remaining parameters  $\beta$  and  $\Sigma$  guarantees that the prior distribution of  $\beta$  remains unchanged, despite moving between the two models. For both

<sup>13</sup>Applying a boosting step to an unobserved factor  $f_{jt}$  has the undesirable effect that the prior of  $f_{jt}$  is no longer a normal distribution. Rather, it is a scale mixture of Gaussian distributions with the mixing distribution being equal to the distribution of  $\Psi_j$ . For instance, if  $\Psi_j$  follows an inverted Gamma distribution as in marginal data augmentation, then moving to the expanded model by rescaling the factors  $f_{jt}$  for all  $t$  would lead to a model where  $f_{jt}$  follows a  $t$ -prior rather than a normal distribution with scale  $\Psi_j$ .

boosting strategies, Step (A) in Algorithm 1 is implemented as described in detail in Algorithm 8 in Appendix B.3. For illustration, Figure 3 shows considerable efficiency gain in the posterior draws of  $\text{tr}(\beta' \Sigma^{-1} \beta)$  for the exchange data, when a boosting strategy is applied, both for ASIS (middle panel) as well as MDA (right-hand panel).

### 3.3 Bayesian inference through postprocessing posterior draws

MCMC estimation through Algorithm 1 delivers draws from the posterior  $p(\delta, \sigma_1^2, \dots, \sigma_m^2, \beta | \mathbf{y})$  that are not identified in the strict sense discussed in Subsection 2.1. The only quantity that can be inferred from the posteriors draws, without caring at all about identification, is the marginal covariance matrix  $\Omega = \beta \beta' + \Sigma$ . For posterior inference beyond  $\Omega$  such as estimating the number  $r$  of factors and posterior identification of  $\Sigma$  and  $\Lambda \Lambda'$ , it is essential to consider only posterior draws for which the variance decomposition is unique. While most papers ignore this important aspect, variance identification for sparse Bayesian factor models is fully addressed in the present paper during post-processing. Due to the point-mass mixture prior employed in this paper, the posterior draws of  $\delta$  contain valuable information both concerning the sparsity and identifiability of the factor loading matrix, as the point-mass mixture prior allows exact zeros in the factor loading matrix both apriori as well as aposteriori.

All posterior draws obtained from Algorithm 1 are post-processed, to verify if the  $r_+$  nonzero column  $\tilde{\beta}$  of  $\beta$  satisfy the row-deletion property condition **AR** with  $r = r_+$ . For draws with  $r_+ \leq 4$ , the simple counting rules outlined in Corollary 6 in Appendix A.2.1 are applied. For draws with  $r_+ > 4$ , a very efficient procedure is applied that derives a block diagonal representation as in Theorem 3 for  $\tilde{\beta}$  sequentially and applies the 3-5-7-9-... rule to the corresponding subblocks, see Algorithm 3 in Appendix A.2.2 for more details. Any further Bayesian inference is performed for the  $M_V$  variance identified draws, only.

#### 3.3.1 Identification of the number of factors $r$

Given posterior draws of  $\beta$  and  $\delta$ , the challenge is to estimate the number of factors  $r$ , if the model is overfitting. A common procedure to identify the number of factor is to apply an incremental procedure, by increasing  $k$  step by step, and to use model selection criteria such as information criteria (Bai and Ng, 2002) or Bayes factors (Lee and Song, 2002; Lopes and West, 2004) to choose the number of factors.

Alternatively, a number of authors suggested to estimate the number of factors in one sweep together with the parameters. Carvalho et al. (2008), for instance, infer  $r$  from the columns from  $\delta$ , after removing columns with a few nonzero elements in a heuristic manner. Bhattacharya and Dunson (2011) employ a procedure which increasingly shrinks factor loadings toward zero with increasing column number. The number of factors is changed during sampling by setting an entire column of the loading matrix to zero, if all factor loadings are close to 0. Kaufmann and Schuhmacher (2018) estimate a sparse dynamic factor model with an increasing number  $k$  of potential factors and use so-called “extracted factor representation” during MCMC post-processing procedure to select the number of factors.

However, any such heuristic method of inferring the number of factors from the nonzero columns from  $\delta$  in an overfitting model without checking uniqueness of variance decomposition is prone to be biased. Instead, our procedure relies on the mathematically justified representation of the loading matrix

$\beta$  in an overfitting factor model given by Theorem 5 and provides a new, non-incremental approach for selecting the number of factors. We identify  $r$  through a one-sweep MCMC procedure which is based on purposefully overfitting the number  $k$  of potential factors within the framework of sparse Bayesian factor analysis as implemented above. A related strategy was also applied in Conti et al. (2014) within the framework of dedicated Bayesian Factor analysis.

Evidently, zero columns (if any) in  $\beta$  can be removed, since  $\beta\beta' = \tilde{\beta}\tilde{\beta}'$ , where  $\tilde{\beta}$  contains the  $r_+$  nonzero columns of  $\beta$ . As outlined in Section 2.5, the number  $r_+$  of nonzero columns is the equal to the number of factors  $r$ , if the variance decomposition is unique for  $r = r_+$ . This is no longer true, if uniqueness of the variance decomposition does not hold for  $r = r_+$ . In an overfitting factor model with  $k > r$ , many draws with  $r_+$  nonzero columns will have a representation as in Theorem 5 and contain a submatrix  $\mathbf{M}$  with  $s$  spurious columns, each of which has exactly one nonzero element. Hence, these draws violate even the most simple condition for variance identification. For such posterior draws  $\tilde{\beta}$ ,  $r_+$  overestimates  $r$  since, according to Theorem 5,  $r_+ = r + s$ , or equivalently:  $r = r_+ - s$ . Hence, methods of inferring the number of factors from the nonzero columns  $r_+$  of the unconstrained posterior draws  $\delta$  in an overfitting factor model with  $k > r$  are prone to overestimate the number of factors, in particular, if many draws violate simple conditions for variance identification.

As opposed to this, we rely on uniqueness of variance decomposition and discard draws from the posterior sample that violate uniqueness of the variance decomposition for  $r = r_+$ . For the remaining draws, the number  $r_+$  of nonzero columns of  $\tilde{\beta}$  can be considered as a posterior draw of the number of factors  $r$ . The entire (marginal) posterior distribution  $p(r_+|\mathbf{y})$  can be estimated from these draws, using the empirical pdf of the sampled values for  $r_+$ . The posterior mode  $\tilde{r}$  of  $p(r_+|\mathbf{y})$  provides a point estimator of the number of factors  $r$ . This inference is valid, even if the rotation problem for  $\beta$  is not solved, as only uniqueness of the variance decomposition is essential.

It should be noted that point mass mixture priors are particularly useful in identifying spurious factors, since these priors are able to identify exact zeros in the columns corresponding to spurious factors. Under continuous shrinkage priors, see e.g. Bhattacharya and Dunson (2011); Ročková and George (2017), it is not straightforward, how to identify spurious factors.

### 3.3.2 Further inference for unordered variance identified GLT draws

In addition to estimating the number of factors as in Subsection 3.3.1, further Bayesian inference can be performed for the  $M_V$  variance identified draws without resolving trivial rotation. Evidently, posterior inference is possible for all idiosyncratic variances  $\sigma_1^2, \dots, \sigma_m^2$  in  $\Sigma$ . Functionals of  $\Sigma$ , such as the trace of  $\Sigma$  and  $\Sigma^{-1}$  as well as the (log) determinant of  $\Sigma$  are useful means of assessing convergence of the MCMC sampler. Furthermore, for each variable  $y_{it}$  inference with respect to the proportion of the variance explained by the common factors (also known as communalities  $R_i^2$ ) is possible:

$$R_i^2 = \sum_{j=1}^k R_{ij}^2, \quad R_{ij}^2 = \frac{\Lambda_{ij}^2}{\sum_{l=1}^r \Lambda_{il}^2 + \sigma_i^2}. \quad (32)$$

In addition, due to Lemma 4, irrelevant variables can be identified through the position of zero rows. This allows to estimate the (marginal) posterior probability  $\Pr(q_i = 0|\mathbf{y})$  for all variables  $y_{it}$  by counting the frequency of the event  $q_i = \sum_{j=1}^k \delta_{ij} = 0$  during MCMC sampling for each row  $i = 1, \dots, m$ . Finally,

overall sparsity in terms of the number  $d$  of nonzero elements in  $\delta$ ,

$$d = \sum_{j=1}^k \sum_{i=1}^m \delta_{ij}, \quad (33)$$

can be evaluated. Posterior draws of  $d$  are particularly useful to check convergence and assessing efficiency of the MCMC sampler, as  $d$  captures the ability of the sampler to move across (variance identified) factor models of different dimensions.

### 3.3.3 Resolving trivial rotation issues

For all unordered GLT draws  $\tilde{\beta}$  that are variance identified, the factor loading matrix  $\Lambda$  and the corresponding indicator matrix  $\delta^\Lambda$  are uniquely identified from the  $r$  nonzero columns  $\tilde{\beta}$  and  $\tilde{\delta}$  of  $\beta$  and the corresponding indicator matrix  $\delta$  by Theorem 1. Since the MCMC draws  $\tilde{\beta}$  and  $\tilde{\delta}$  are trivial rotations of  $\Lambda$  and  $\delta^\Lambda$ , column and sign switching are easily resolved. First, the columns of  $\tilde{\delta}$  are ordered such that the leading indices  $\mathbf{l} = (l_1, \dots, l_r)$  obey  $l_1 < \dots < l_r$ ; i.e.  $\delta^\Lambda = \tilde{\delta} \mathbf{P}_\rho$ . Then, the sign of the entire column  $j$  of  $\tilde{\beta} \mathbf{P}_\rho$  is switched if the leading element is negative; i.e.  $\Lambda = \tilde{\beta} \mathbf{P}_\rho \mathbf{P}_\pm$ . In addition, the factors  $\tilde{\mathbf{f}}_t$  corresponding to the nonzero columns of  $\delta$  are reordered through  $\mathbf{P}'_\pm \mathbf{P}'_\rho \tilde{\mathbf{f}}_t$  for  $t = 1, \dots, T$ . Finally,  $\mathbf{P}_\rho$  is also used to reorder the draws of the hyperparameter  $\phi$  of the prior  $p(\phi)$ .

The draws of  $(\Lambda, \delta^\Lambda)$  are exploited in various ways. Their leading indices  $l_1, \dots, l_r$  are draws from the marginal posterior distribution  $p(l_1, \dots, l_r | \mathbf{y})$  allowing posterior inference w.r.t to  $\mathbf{l}$ . In particular, the identifiability constraint  $\mathbf{l}^* = (l_1^*, \dots, l_{r^*}^*)$  visited most often is determined together with its frequency  $p_L$  which reflects posterior uncertainty with respect to choosing the leading indices. The number  $r^*$  of elements in  $\mathbf{l}^*$  provide yet another estimator of the number of factors. Furthermore, the highest probability model (HPM), i.e. the indicator matrix  $\delta_H^\Lambda$  visited most often, its frequency  $p_H$  (an estimator of the posterior probability of the HPM), its model size  $d_H$ , and its leading indices  $\mathbf{l}_H$  are of interest, and whether  $\mathbf{l}_H$  coincides with  $\mathbf{l}^*$ .

Bayesian inference with respect to the loading matrix  $\Lambda$  is performed conditional on  $\mathbf{l}^*$ , to avoid switches between different leading indices. Averaging over the corresponding  $M_V p_L$  MCMC draws provides an estimate of  $\Lambda$  and the marginal inclusion probabilities  $\Pr(\delta_{ij}^\Lambda = 1 | \mathbf{y}, \mathbf{l}^*)$  for all elements of the corresponding indicator matrix. Also, the median probability model (MPM)  $\delta_M^\Lambda$ , obtained by setting each indicator to one whenever  $\Pr(\delta_{ij}^\Lambda = 1 | \mathbf{y}, \mathbf{l}^*) \geq 0.5$ , and its model size  $d_M$  are of interest.

## 4 Applications

All computations are based on the designer MCMC algorithm introduced in Algorithm 1, with boosting in Step (A) being based on ASIS with choosing  $\sqrt{\Psi_j}$  as the largest loading (in absolute values) in each nonzero column (see Appendix B.3), choosing  $U^2 \sim \mathcal{B}(3, 1.5)$  as proposal  $g(u)$  in Step (R) (see Appendix B.2.2) and choosing  $p_{\text{shift}} = p_{\text{switch}} = 1/3, p_a = 0.5$  in Step (L) (see Appendix B.2.3).

Table 1: Currency abbreviations.

1	AUD	Australia dollar	12	MYR	Malaysia ringgit
2	CAD	Canada dollar	13	NOK	Norway krone
3	CHF	Switzerland franc	14	NZD	New Zealand dollar
4	CZK	Czech R. koruna	15	PHP	Philippines peso
5	DKK	Denmark krone	16	PLN	Poland zloty
6	GBP	UK pound	17	RON	Romania fourth leu
7	HKD	Hong Kong dollar	18	RUB	Russian ruble
8	IDR	Indonesia rupiah	19	SEK	Sweden krona
9	JPY	Japan yen	20	SGD	Singapore dollar
10	KRW	South Korea won	21	THB	Thailand baht
11	MXN	Mexican Peso	22	USD	US dollar

#### 4.1 Sparse factor analysis for exchange rate data

To analyze exchange rates with respect to the Euro, data was obtained from the European Central Banks Statistical Data Warehouse and ranges from January 3, 2000 to December 3, 2007. It contains  $m = 22$  exchange rates listed in Table 1 from which we derived  $T = 96$  monthly returns, based on the first trading day in a month. The data are demeaned and standardized.<sup>14</sup>

Since the number of factors is unknown, an overfitting factor model is applied with maximum degree of overfitting  $S = 3$  and the maximum number of factors  $k = 9$  obeying inequality (15). The hyperparameter  $b_0$  of the prior (18) for the indicators is chosen as  $b_0 = 0.6$ , while  $a_0 = 0.1714$  is chosen such that a prior simplicity of  $E(q_i) = 2$  is achieved. This implies  $\alpha = 2.57$  in the parameterization (19). This prior introduces column sparsity, see the corresponding prior distributions  $p(r_+)$  for the number of nonzero columns reported in Table 2, with most of the prior mass being considerably smaller than  $k = 9$ .<sup>15</sup>

The prior (23) on the idiosyncratic variances is selected with  $c_0 = 2.5$  and  $\widehat{\Omega}^{-1}$  being estimated from (24) with  $\nu_o = 3$  and  $\mathbf{S}_o = \mathbf{I}_m$ . To study sensitivity to further prior choices, we consider fractional priors (27) with  $b = 10^{-5}, b_R, 10^{-4}, b_N, 10^{-3}$ . Since  $d(k, m) = 175 \ll N = 2112$ , choosing  $b_N$  is the recommended choice. In addition, the standard prior (25) is considered with  $\mathbf{B}_{i0}^\delta = \mathbf{I}$ ,  $c_0 = 1.1$  and  $C_{i0} \equiv 0.055$  (Lopes and West, 2004).

Algorithm 1 is run for  $M = 100,000$  draws after a burn-in of  $M_0 = 50,000$  draws. To verify convergence, independent MCMC chains were started respectively with  $r_+^{(0)} = 2$  and  $r_+^{(0)} = 9$  nonzero columns. As discussed in Subsection 3.2, this sampler navigates in the space of all unordered GLT structures with an unknown number of nonzero columns and unknown leading indices, without forcing variance identification. Apart from  $\Omega$  no further parameters are identifiable from the unrestricted draws, and as outlined in Subsection 3.3, we screen for variance identified draws during post-processing. The fraction  $p_V$  of variance identified draws is reasonably high, as reported in Table 2 for each prior.

We use only variance identified draws for further inference. Most importantly, for these draws the

<sup>14</sup>A similar set of exchange rates (however with daily returns) was studied in Kastner et al. (2017).

<sup>15</sup>This prior distributions was determined by simulating  $m \times k$  indicator matrices  $\delta$  from the prior (18), restricted to GLT structures, and rejecting all draws that did not fulfill condition **AR** for the  $r = r_+$  nonzero columns.



Table 2: Exchange rate data; Bayesian inference for an overfitting factors model with  $k = 9$ . The first row shows the prior distribution  $p(r_+)$  of the number on nonzero columns  $r_+$  under prior (19) with  $E(q_i) = 2$  and  $b_0 = 0.6$ . The upper part shows the posterior distribution  $p(r_+|\mathbf{y})$  of  $r_+$  (bold number corresponds to the posterior mode  $\tilde{r}$ ) for various fractional priors with different fractions  $b$  ( $b_N = 4.735 \cdot 10^{-4}$ ,  $b_R = 3.265 \cdot 10^{-5}$ ) and the prior of Lopes and West (2004) (LW) using only draws satisfying **AR** ( $p_V = M_V/M$  is the corresponding fraction). The lower part shows the posterior distribution  $p(r_+|\mathbf{y})$  of  $r_+$  without imposing variance identification. Probabilities smaller than  $<10^{-2}$  are indicated by  $\approx 0$ .

	$r_+$								
	0-1	2	3	4	5	6	7	8- 9	$100 \cdot p_V$
$p(r_+)$	0.0434	0.112	0.231	0.2642	0.1996	0.1106	0.0336	0.0054	27.4
$p(r_+ \mathbf{y})$									
$b = 10^{-5}$	0	0	<b>0.96</b>	0.04	0	0	0	0	58.2
$b = b_R$	0	0	0.36	<b>0.63</b>	$\approx 0$	0	0	0	74.1
$b = 10^{-4}$	0	0	0.04	<b>0.95</b>	$\approx 0$	0	0	0	80.6
$b = b_N$	0	0	$\approx 0$	<b>0.88</b>	0.11	$\approx 0$	0	0	58.9
$b = 10^{-3}$	0	0	0	<b>0.63</b>	0.34	0.02	$\approx 0$	0	42.9
LW	0	0	0	$\approx 0$	0.19	<b>0.47</b>	0.29	0.05	22.1
no varide									
$b = 10^{-5}$	0	0	0.89	0.10	$\approx 0$	0	0	0	
$b = b_R$	0	0	0.40	0.54	0.06	$\approx 0$	0	0	
$b = 10^{-4}$	0	0	0.04	0.80	0.15	$\approx 0$	$\approx 0$	0	
$b = b_N$	0	0	$\approx 0$	0.54	0.38	0.08	$\approx 0$	$\approx 0$	
$b = 10^{-3}$	0	0	0	0.28	0.44	0.23	0.05	$\approx 0$	
LW	0	0	0	$\approx 0$	0.05	0.27	0.43	0.24	

number  $r_+$  of nonzero columns of  $\delta$  may be regarded as draws of the number  $r$  of factors. Table 2 reports the posterior distribution  $p(r_+|\mathbf{y})$  for all priors under investigation and the left-hand side of Figure 4 shows posterior draws of  $r_+$  for the fractional prior  $b = b_N$  for illustration. All fractional priors based on  $b = 10^{-3}, 10^{-4}, b_R, b_N$  point at a four factor solution. The fractional prior with  $b = 10^{-5}$  introduces too strong shrinkage leading to a three factor model, whereas the standard prior of Lopes and West (2004) leads to an overfitting model with six factors.

Our designer MCMC scheme shows good mixing across models of different dimension, as illustrated by Figure 4 showing posterior draws of  $r_+$  and the model size  $d$  for the fractional prior  $b = b_N$ , with an inefficiency factor of roughly 8 for  $d$ . This good behaviour is particularly due to the RJMCMC Step (R) in Algorithm 1, which has an acceptance rate of 18.9% for a split and 30.8% for a merge move.

As outlined in Subsection 3.3, the variance identified draws can be post-processed further. For instance, it is possible to investigate, if some measurements are uncorrelated with the remaining measurements. This is investigated in Table 3 through the posterior probability  $\Pr(q_i = 0|\mathbf{y})$ , where  $q_i$  is the row sum of  $\delta$ . Various currencies appear to be uncorrelated with the rest, namely Swiss franc (CHF), Czech koruna (CZK), the Mexican peso (MXN), the New Zealand dollar (NZD), the Romania fourth leu (RON), and the Russian ruble (RUB).

Further Bayesian inference is reported in Table 4, including the posterior mode estimator  $\tilde{r}$ , the

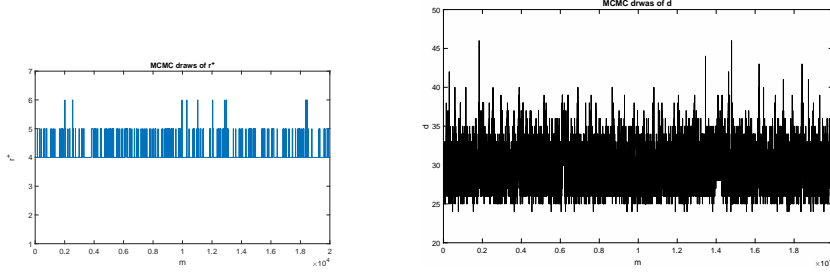


Figure 4: Exchange rate data; fractional prior with  $b = b_N$ . Posterior draws of the number  $r_+$  of nonzero columns (left-hand side) and model size  $d$  (right-hand side). The figure shows the last 20,000 among all variance identified draws.

Table 3: Exchange rate data; posterior probability of the event  $\Pr(q_i = 0|\mathbf{y})$ , where  $q_i$  is the row sum of  $\delta$  for various exchange rates.

Currency	$\Pr(q_i = 0 \mathbf{y})$						
	CHF	CZK	MXN	NZD	RON	RUB	remaining
$b = 10^{-5}$	0.98	0.95	0.98	0.85	0.97	0.97	0
$b = b_R$	0.96	0.89	0.94	0.75	0.90	0.91	0
$b = 10^{-4}$	0.93	0.82	0.91	0.68	0.78	0.81	0
$b = b_N$	0.83	0.59	0.78	0.44	0.56	0.51	0
$b = 10^{-3}$	0.28	0.64	0.35	0.76	0.59	0.73	0
LW	0.14	0.01	0.11	0.01	0.02	$\approx 0$	0

Table 4: Bayesian inference under the GLT structures with unknown number of factors and unknown leading indices (posterior draws of  $\mathbf{l} = (l_1, \dots, l_r)$  ordered by size), based on the  $M_V$  variance identified draws. Posterior mode estimator  $\tilde{r}$  of the number of factors; posterior expectation  $\hat{d} = E(d|\mathbf{y})$  of the model size  $d$ ; total number of visited models  $N_v$ ; frequency  $p_H$  (in percent), leading indices  $\mathbf{l}_H$  and model size  $d_H$  of the HPM; leading indices  $\mathbf{l}^*$  visited most often, corresponding frequency  $p_L$  (in percent) and corresponding number of factors  $r^*$ ; model size  $d_M$  of the MPM.

Prior	$\tilde{r}$	$\hat{d}$	$N_v$	$100p_H$	$\mathbf{l}_H$	$d_H$	$\mathbf{l}^*$	$100p_L$	$r^*$	$d_M$
$b = 10^{-5}$	3	21	2709	42.8	(1,2,5)	20	(1,2,5)	88.5	3	20
$b = b_R$	4	24	10809	10.6	(1,2,5,7)	20	(1,2,5,7)	49.7	4	20
$b = 10^{-4}$	4	27	19198	11.9	(1,2,5,7)	26	(1,2,5,7)	85.5	4	26
$b = b_N$	4	29	42906	2.9	(1,2,5,7)	26	(1,2,5,7)	65.3	4	26
$b = 10^{-3}$	4	32	50920	0.5	(1,2,5,7)	26	(1,2,5,7)	37.3	4	27
LW	6	59	32921	0.01	(1,2,3,4,5,6)	56	(1,2,3,4,5,6)	11.2	6	52

posterior mean  $\hat{d}$  of the model size  $d$  defined in (33), the total number  $N_v$  of visited GLT structures, the identifiability constraint  $\mathbf{l}^* = (l_1^*, \dots, l_{r^*}^*)$  visited most often together with its frequency  $p_L$  (in percent), as well as the frequency  $p_H$  (in percent), the leading indices  $\mathbf{l}_H$  and model size  $d_H$  of the highest probability model (HPM)  $\delta_H^\Lambda$ . For all priors,  $\mathbf{l}^*$  coincides with  $\mathbf{l}_H$ . For all 4-factor models, the GLT constraint  $\mathbf{l}^* = (1, 2, 5, 7)$  turns out to be the most likely constraint, whereas for the 3-factor models

Table 5: Inclusion probabilities for the indicator matrix  $\delta$  for the fractional prior  $b = b_N$  averaged over the variance identified draws with  $\mathbf{l}^* = (1, 2, 5, 7)$  (leading indices  $\mathbf{l} = (l_1, l_2, l_3, l_4)$  ordered by size).

Currency	Factor 1	Factor 2	Factor 3	Factor 4
AUD	1	0	0	0
CAD	1	1	0	0
CHF	0.01	0.12	0	0
CZK	0.01	0.21	0	0
DKK	0.02	1	1	0
GBP	0.07	1	0.05	0
HKD	0.01	1	0.97	1
IDR	0.04	1	0.03	1
JPY	0.13	1	0.01	0.02
KRW	0.01	1	0.06	0.02
MXN	0.01	0.16	0.01	0.01
MYR	1	0.06	0.01	0.01
NOK	0.01	1	0.01	0.02
NZD	0.09	0.42	0.04	0.01
PHP	0.01	1	0.95	0.04
PLN	0.01	1	0.02	0.73
RON	0.14	0.06	0.24	0.01
RUB	0.27	0.11	0.09	0.16
SEK	0.01	1	0.01	0.99
SGD	0.03	1	0.03	0.99
THB	0.01	1	0.01	0.02
USD	0.02	1	1	0.01

the GLT constraints  $\mathbf{l}^* = (1, 2, 5)$  is preferred. Once more we find that a standard prior as in Lopes and West (2004) leads to an overfitting model both in terms of the factors as well in terms of the model size. Too many models are visited, leading to a very small posterior probability  $p_H$  for the HPM.

As a final step, the factor loadings  $\mathbf{\Lambda}$  and the MPM are identified for a 4-factor model. This inference is based on all posterior draws where the leading indices of  $\delta$  (after reordering) coincide with the GLT constraint  $\mathbf{l}^* = (1, 2, 5, 7)$ . From these draws, the marginal inclusion probabilities  $\Pr(\delta_{ij} = 1|\mathbf{y}, \mathbf{l}^*)$  and the corresponding median probability model (MPM) are derived. Its model size  $d_M$  is reported in Table 4 for all priors.

For most fractional priors, the HPM and the MPM coincide. Table 5 reports the marginal inclusion probabilities  $\Pr(\delta_{ij} = 1|\mathbf{y}, \mathbf{l}^*)$  for the fractional prior  $b = b_N$  and Figure 5 displays both models for illustration. The resulting model indicates considerable sparsity, with many factor loadings being shrunk toward zero. Factor 2 is a common factor among the correlated currencies, while the remaining factors are three group specific, for the most part dedicated factors.

Finally, Table 6 shows the posterior mean of the factor loading matrix, the idiosyncratic variances and the communalities, obtained by averaging over all draws where the leading indices of  $\delta$  coincide with  $\mathbf{l}^*$ . Sign switching in the posterior draws of  $\mathbf{\Lambda}$  is resolved through the constraint  $\Lambda_{11} > 0$ ,  $\Lambda_{22} > 0$ ,  $\Lambda_{53} > 0$ , and  $\Lambda_{74} > 0$ . As expected, nonzero factors loading have relatively high communalities for the




Figure 5: Exchange rate data; indicator matrix  $\delta$  corresponding both to the HPM and the MPM for a fractional prior with  $b = b_N$ . The number of estimated factors is equal to 4.

different currencies, whereas for zero rows the communalities are practically equal to zero.

## 4.2 Sparse factor analysis for NYSE100 returns

To show that our approach also scales to higher dimensions, we consider monthly log returns from  $m = 73$  firms from NYSE100 observed for  $T = 240$  months from January 1992 to December 2011. Again, the data are standardized. Since the number of factors is unknown, an overfitting factor model is applied with the maximum degree of overfitting  $S = 4$  and  $k = 20$  being considerably smaller than the upper bound given by (15). The hyperparameters of the prior (18) for the indicators are chosen as  $a_0 = 0.05$  and  $b_0 = 0.1$ , implying a prior simplicity of  $E(q_i) = 6.6$  and  $\alpha = 10$  in parameterization (19). The prior (23) is chosen for  $\sigma_i^2$  with  $c_0 = 2.5$  and  $\widehat{\Omega}^{-1}$  being estimated as in (24), with  $\nu_o = 3$  and  $\mathbf{S}_o = \mathbf{I}_m$ . Since  $d(k, m) = 1, 270 \ll N = 17,520$ , we consider fractional priors with  $b = 10^{-5}, b_N, 10^{-4}$ , where  $b_N = 5.71 \cdot 10^{-5}$ . Further tuning is exactly as in Subsection 4.1.

The designer MCMC scheme outlined in Algorithm 1 is used to obtain  $M = 100,000$  draws after a burn-in of  $M_0 = 50,000$  draws starting, respectively, with  $r_+^{(0)} = 7$  and  $r_+^{(0)} = 20$ . Functionals of the posterior draws were used to monitor MCMC convergence. The fraction  $p_V$  of MCMC draws satisfying **AR** is smaller than in the previous subsection but, being in the order of 8 to 11%, still acceptable. Although the prior  $p(r_+)$  is fairly wide-spread, the posterior distribution  $p(r_+|\mathbf{y})$  derived from all variance identified draws turns out to be strongly centered on  $\tilde{r} = 12$  for all three fractional priors, see Table 7.

The MCMC scheme shows good mixing, despite the high dimensionality, as illustrated by Figure 6 showing draws from the posterior distributions  $p(r_+|\mathbf{y})$  and  $p(d|\mathbf{y})$  for  $b = b_N$ . The RJMCMC Step (R) in Algorithm 1 has an acceptance rate of 8.6% for a split and 14.7% for a merge move and the inefficiency factor for  $d$  is equal to 8.

In Table 8, the identifiability constraint  $\mathbf{I}^* = (l_1^*, \dots, l_{r^*}^*)$  visited most often is reported together with its frequency  $p_L$  for all three priors for both runs. Also  $\mathbf{I}^*$  points at a 12-factor model for all priors and coincides for both runs for  $b = b_N$  and  $b = 10^{-4}$ . Further inference with respect to  $\Lambda$  and  $\delta$  is based on

Table 6: Exchange rate data; posterior mean of the factor loadings  $\Lambda_{ij}$ , the communalities  $R_{ij}^2$  (in percent) and the idiosyncratic variances  $\sigma_i^2$  (fractional prior  $b = b_N$ ) for a 4-factor model with the GLT constraint  $\mathbf{l}^* = (1, 3, 5, 7)$ . Entries with  $|\Lambda_{ij}| < 0.01$  and entries with  $R_{ij}^2 < 0.1$  are indicated by  $\approx 0$ .

Currency	Factor loadings				Communalities				
	$\Lambda_{i1}$	$\Lambda_{i2}$	$\Lambda_{i3}$	$\Lambda_{i4}$	$R_{i1}^2$	$R_{i2}^2$	$R_{i3}^2$	$R_{i4}^2$	$\sigma_i^2$
AUD	0.96	0	0	0	88	0	0	0	0.12
CAD	0.39	0.6	0	0	17	39	0	0	0.42
CHF	$\approx 0$	-0.02	0	0	$\approx 0$	0.36	0	0	0.98
CZK	$\approx 0$	0.04	0	0	$\approx 0$	0.96	0	0	0.98
DKK	$\approx 0$	1.1	0.22	0	$\approx 0$	95	4.2	0	0.01
GBP	0.01	0.57	-0.01	0	0.39	32	0.27	0	0.70
HKD	$\approx 0$	0.5	0.39	0.76	$\approx 0$	22	14	49	0.17
IDR	0.01	0.8	-0.01	0.42	$\approx 0$	58	$\approx 0$	16	0.29
JPY	0.02	0.93	$\approx 0$	$\approx 0$	0.35	76	$\approx 0$	$\approx 0$	0.27
KRW	$\approx 0$	1.1	0.01	$\approx 0$	$\approx 0$	96	$\approx 0$	$\approx 0$	0.01
MXN	$\approx 0$	0.03	$\approx 0$	$\approx 0$	$\approx 0$	0.65	$\approx 0$	$\approx 0$	0.98
MYR	0.79	$\approx 0$	$\approx 0$	$\approx 0$	61	$\approx 0$	$\approx 0$	$\approx 0$	0.40
NOK	$\approx 0$	0.89	$\approx 0$	$\approx 0$	$\approx 0$	70	$\approx 0$	$\approx 0$	0.33
NZD	0.025	0.11	-0.01	$\approx 0$	0.75	3.2	0.29	$\approx 0$	0.95
PHP	$\approx 0$	0.55	-0.42	0.01	$\approx 0$	29	18	0.14	0.56
PLN	$\approx 0$	1	$\approx 0$	0.12	$\approx 0$	86	$\approx 0$	1.9	0.14
RON	0.04	$\approx 0$	-0.08	$\approx 0$	1.3	0.11	3	$\approx 0$	0.95
RUB	-0.09	0.02	0.03	0.05	3.2	0.35	0.84	1.6	0.94
SEK	$\approx 0$	0.98	$\approx 0$	0.31	$\approx 0$	82	$\approx 0$	8.5	0.11
SGD	$\approx 0$	0.75	$\approx 0$	0.39	$\approx 0$	51	$\approx 0$	14	0.37
THB	$\approx 0$	0.59	$\approx 0$	$\approx 0$	$\approx 0$	33	$\approx 0$	$\approx 0$	0.7
USD	$\approx 0$	1.1	0.22	$\approx 0$	$\approx 0$	95	4.2	$\approx 0$	0.01

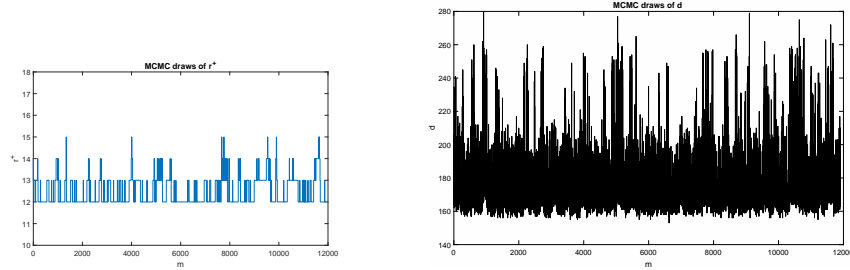


Figure 6: NYSE100 return data; fractional prior with  $b = b_N$ . All (11906 variance identified) posterior draws of the number  $r_+$  of factors (left-hand side) and model size  $d$  (right-hand side).

all posterior draws where the leading indices of  $\delta$  (after reordering) are equal to  $\mathbf{l}^*$ . The corresponding median probability model (MPM) is shown for  $b = b_N$  in Figure 7 and is extremely sparse with only  $d_M = 156$  nonzero loadings. The MPM clearly indicates that all returns are correlated<sup>16</sup> and one main

<sup>16</sup>This confirmed by the posterior probabilities  $\Pr(q_i = 0|\mathbf{y})$  which are equal to 1 for all firms.

Table 7: NYSE100 return data; Bayesian inference for an unknown number of factors (maximum number of factors  $k = 20$ ) under prior (18) with  $a_0 = 0.05$  and  $b_0 = 0.1$ .  $p_V$  is the fraction of draws satisfying **AR**. Posterior distribution  $p(r_+|\mathbf{y})$  of the number  $r_+$  of nonzero columns (bold number corresponding to the posterior mode  $\hat{r}$ ) for various fractional priors on  $\beta_i^\delta$  with  $b = 10^{-5}$ ,  $b = b_N = 5.71 \cdot 10^{-5}$ ,  $b = 10^{-4}$ . Upper part: variance identified draws; lower part: all posterior draws.

$p(r_+ \mathbf{y})$	$r_+$						$100p_V$
	$\leq 11$	12	13	14	15	$\geq 16$	
$b = 10^{-5}$	0	<b>0.98</b>	0.02	0	0	0	7.6
$b = b_N$	0	<b>0.70</b>	0.27	0.02	0	0	10.7
$b = 10^{-4}$	0	<b>0.56</b>	0.35	0.09	0	0	9.4
no varide							
$b = 10^{-5}$	0	0.88	0.12	0.01	0	0	
$b = b_N$	0	0.30	0.45	0.22	0.03	0	
$b = 10^{-4}$	0	0.21	0.52	0.23	0.04	0	

Table 8: NYSE100 return data; sequence of leading indices  $\mathbf{I}^*$  visited most often together with its frequency  $100p_L$  (in percent) for various fractional priors.

	$\mathbf{I}^*$	$r^*$	$100p_L$
$b = b_N$	(1,2,3,4,5,6,7,8,9,14,15,26)	12	10.3
	(1,2,3,4,5,6,7,8,9,14,15,26)	12	9.9
$b = 10^{-4}$	(1,2,3,4,5,6,7,8,9,14,15,26)	12	9.8
	(1,2,3,4,5,6,7,8,9,14,15,26)	12	10.8
$b = 10^{-5}$	(1,2,3,4,5,6,7,14,15,19,25,26)	12	19.0
	(1,2,3,4,5,6,7,9,14,15,25,26)	12	25.2

factor is present which loads on all returns. The remaining factors are for the most part dedicated factors that capture cross-sectional correlations between specific firms.

## 5 Concluding remarks

We have characterised, identified and estimated (from a Bayesian viewpoint) a fairly important and highly implemented class of sparse factor models when the number of common factors is unknown. More specifically, we have explicitly and rigorously addressed identifiability issues that arise in this class of models by going well beyond and much deeper than simply applying rotation for identification and seeking instead uniqueness of the variance decomposition.

In addition, our framework leads to a natural, efficient and simultaneous coupling of model estimation and selection on one hand and model identification and reduction as well as rank estimation (number of factors) on the other hand. More precisely, by combining point-mass mixture priors with overfitting sparse factor modelling, in a generalised lower triangular loadings representation, we obtain posterior summaries regarding factor loadings, common factors as well as the number of common factors via




Figure 7: NYSE100 return data;  $\delta$  corresponding to the MPM with  $\mathbf{l}^* = (1, 2, 3, 4, 5, 6, 7, 8, 9, 14, 15, 26)$  for a fractional prior with  $b = b_N$ .

postprocessing our highly efficient and customised MCMC scheme. Two applications, one with  $m = 22$  variables and  $T = 96$  observations and one with  $m = 73$  and  $T = 240$ , illustrates in detail many of the existing and new aspects of estimating a parsimonious and sparse factor model when the number of factors is unknown.

The new framework is readily available for some straightforward extensions. Theorem 3, for example, is not confined to GLT structures and is applicable to any (sparse) loading matrix which arises in statistics and machine learning (see e.g. the web appendix of Ročková and George (2017) where the factor model fitted to the applicants data obviously is not identified) or to spatial factor models with 0-1 neighbouring structures (see Lopes et al. (2008) and Schmidt and Lopes (2018), and their references), but also in economics and genetics (Carvalho et al., 2008).

Other relatively immediate extensions are (i) idiosyncratic errors following Student's  $t$ -distributions or more general Gaussian mixtures and (ii) dynamic sparse factor models with stationary common factors; both extensions commonly found in econometrics applications, see e.g. the recent papers by Piatek and Papaspiliopoulos (2018) and Kaufmann and Schuhmacher (2018). Finally, extending our approach, in particular Theorem 5, to correlated factors could prove useful towards generalizing the work of Conti et al. (2014) to simple structures with more than one nonzero loading per factor.

## References

- Akaike, H. (1987). Factor analysis and AIC. *Psychometrika* 52, 317–332.
- Anderson, T. W. (2003). *An Introduction to Multivariate Statistical Analysis* (3 ed.). Chichester: Wiley.
- Anderson, T. W. and H. Rubin (1956). Statistical inference in factor analysis. In *Proceedings of the Third Berkeley Symposium on Mathematical Statistics and Probability*, Volume V, pp. 111–150.
- Abmann, C., J. Boysen-Hogrefe, and M. Pape (2016). Bayesian analysis of static and dynamic factor models: An ex-post approach toward the rotation problem. *Journal of Econometrics* 192, 190–206.
- Bai, J. and S. Ng (2002). Determining the number of factors in approximate factor models. *Econometrica* 70, 191–221.
- Bartholomew, D. J. (1987). *Latent Variable Models and Factor Analysis*. London: Charles Griffin.
- Bhattacharya, A. and D. Dunson (2011). Sparse Bayesian infinite factor models. *Biometrika* 98, 291–306.
- Bitto, A. and S. Frühwirth-Schnatter (2016). Achieving shrinkage in a time-varying parameter model framework. *submitted* (arXiv:1611.01310).
- Boivin, J. and S. Ng (2006). Are more data always better for factor analysis? *Journal of Econometrics* 132, 169–194.
- Carvalho, C. M., J. Chang, J. E. Lucas, J. Nevins, Q. Wang, and M. West (2008). High-dimensional sparse factor modeling: Applications in gene expression genomics. *Journal of the American Statistical Association* 103, 1438–1456.
- Chan, J. C. C., R. Leon-Gonzalez, and R. W. Strachan (2018). Invariant inference and efficient computation in the static factor model. *Journal of the American Statistical Association*, forthcoming.
- Conti, G., S. Frühwirth-Schnatter, J. J. Heckman, and R. Piatek (2014). Bayesian exploratory factor analysis. *Journal of Econometrics* 183, 31–57.
- Fan, J., Y. Fan, and J. Lv (2008). High dimensional covariance matrix estimation using a factor model. *Journal of Econometrics* 147, 186–197.
- Forni, M., D. Giannone, M. Lippi, and L. Reichlin (2009). Opening the black box: Structural factor models with large cross sections. *Econometric Theory* 25, 1319–1347.
- Foster, D. P. and E. I. George (1994). The risk inflation criterion for multiple regression. *The Annals of Statistics* 22, 1947–1975.
- Frühwirth-Schnatter, S. and H. Lopes (2010). Parsimonious Bayesian Factor Analysis when the Number of Factors is Unknown. Research report, Booth School of Business, University of Chicago.
- Frühwirth-Schnatter, S. and R. Tüchler (2008). Bayesian parsimonious covariance estimation for hierarchical linear mixed models. *Statistics and Computing* 18, 1–13.



- Frühwirth-Schnatter, S. and H. Wagner (2010). Stochastic model specification search for Gaussian and partially non-Gaussian state space models. *Journal of Econometrics* 154, 85–100.
- Geweke, J. F. and K. J. Singleton (1980). Interpreting the likelihood ratio statistic in factor models when sample size is small. *Journal of the American Statistical Association* 75, 133–137.
- Geweke, J. F. and G. Zhou (1996). Measuring the pricing error of the arbitrage pricing theory. *Review of Financial Studies* 9, 557–587.
- Ghahramani, Z., T. L. Griffiths, and P. Sollich (2007). Bayesian nonparametric latent feature models (with discussion and rejoinder). In J. M. Bernardo, M. J. Bayarri, J. O. Berger, A. P. Dawid, D. Heckerman, A. F. M. Smith, and M. West (Eds.), *Bayesian Statistics 8*, pp. ADD–ADD. Oxford: Oxford University Press.
- Ghosh, J. and D. B. Dunson (2009). Default prior distributions and efficient posterior computation in Bayesian factor analysis. *Journal of Computational and Graphical Statistics* 18, 306–320.
- Jöreskog, K. G. (1967). Some contributions to maximum likelihood factor analysis. *Psychometrika* 32, 443–482.
- Kastner, G. (2018). Sparse Bayesian time-varying covariance estimation in many dimensions. *Journal of Econometrics*, forthcoming.
- Kastner, G. and S. Frühwirth-Schnatter (2014). Ancillarity-sufficiency interweaving strategy (ASIS) for boosting MCMC estimation of stochastic volatility models. *Computational Statistics and Data Analysis* 76, 408423.
- Kastner, G., S. Frühwirth-Schnatter, and H. F. Lopes (2017). Efficient Bayesian inference for multivariate factor stochastic volatility models. *Journal of Computational and Graphical Statistics* 26, 905–917.
- Kaufmann, S. and C. Schuhmacher (2017). Identifying relevant and irrelevant variables in sparse factor models. *Journal of Applied Econometrics* 32, 1123–1144.
- Kaufmann, S. and C. Schuhmacher (2018). Bayesian estimation of sparse dynamic factor models with order-independent and ex-post identification. *Journal of Econometrics*, forthcoming.
- Ledermann, W. (1937). On the rank of the reduced correlational matrix in multiple-factor analysis. *Psychometrika* 2, 85–93.
- Lee, S. Y. and X. Y. Song (2002). Bayesian selection on the number of factors in a factor analysis model. *Behaviormetrika* 29, 23–39.
- Lopes, H. F., E. Salazar, and D. Gamerman (2008). Spatial dynamic factor analysis. *Bayesian Analysis* 3, 759–792.
- Lopes, H. F. and M. West (2004). Bayesian model assessment in factor analysis. *Statistica Sinica* 14, 41–67.

- Lucas, J., C. Carvalho, Q. Wang, A. Bild, J. R. Nevins, and M. West (2006). Sparse statistical modelling in gene expression genomics. In K. Do, P. Müller, and M. Vannucci (Eds.), *Bayesian Inference for Gene Expression and Proteomics*, pp. 155–176. Cambridge, UK: Cambridge University Press.
- Martin, J. K. and R. P. McDonald (1975). Bayesian estimation in unrestricted factor analysis: a treatment for Heywood cases. *Psychometrika* 40, 505–517.
- O’Hagan, A. (1995). Fractional Bayes factors for model comparison. *Journal of the Royal Statistical Society, Ser. B* 57, 99–138.
- Pati, D., A. Bhattacharya, N. S. Pillai, and D. B. Dunson (2014). Posterior contraction in sparse Bayesian factor models for massive covariance matrices. *Annals of Statistics* 42, 1102–1130.
- Piatek, R. and O. Papaspiliopoulos (2018). A bayesian nonparametric approach to factor analysis. *Submitted*.
- Ročková, V. and E. I. George (2017). Fast Bayesian factor analysis via automatic rotation to sparsity. *Journal of the American Statistical Association* 111, 1608–1622.
- Rue, H. and L. Held (2005). *Gaussian Markov Random Fields: Theory and Applications*, Volume 104 of *Monographs on Statistics and Applied Probability*. London: Chapman & Hall/CRC.
- Sato, M. (1992). A study of an identification problem and substitute use of principal component analysis in factor analysis. *Hiroshima Mathematical Journal* 22, 479–524.
- Schmidt, A. M. and H. F. Lopes (2018). Dynamic models. In A. Gelfand, M. Fuentes, J. Hoeting, and R. Smith (Eds.), *Handbook of Econometrics*. Chapman & Hall.
- Smith, M. and R. Kohn (2002). Parsimonious covariance matrix estimation for longitudinal data. *Journal of the American Statistical Association* 97, 1141–1153.
- Stock, J. H. and M. W. Watson (2002). Macroeconomic forecasting using diffusion indexes. *Journal of Business & Economic Statistics* 20, 147–162.
- Tüchler, R. (2008). Bayesian variable selection for logistic models using auxiliary mixture sampling. *Journal of Computational and Graphical Statistics* 17, 76–94.
- Tumura, Y. and M. Sato (1980). On the identification in factor analysis. *TRU Mathematics* 16, 121–131.
- van Dyk, D. and X.-L. Meng (2001). The art of data augmentation. *Journal of Computational and Graphical Statistics* 10, 1–50.
- West, M. (2003). Bayesian factor regression models in the “large p, small n” paradigm. In J. M. Bernardo, M. J. Bayarri, J. O. Berger, A. P. Dawid, D. Heckerman, A. F. M. Smith, and M. West (Eds.), *Bayesian Statistics* 7, pp. 733–742. Oxford: Oxford University Press.
- Yu, Y. and X.-L. Meng (2011). To center or not to center: that is not the question - an ancillarity-sufficiency interweaving strategy (ASIS) for boosting MCMC efficiency. *Journal of Computational and Graphical Statistics* 20, 531–615.

# Parsimonious Bayesian Factor Analysis when the Number of Factors is Unknown

## Webappendix

Sylvia Frühwirth-Schnatter<sup>17</sup> and Hedibert Freitas Lopes<sup>18</sup>

### A Proofs and further details on identification

#### A.1 Proofs

**Proof of Theorem 1.** Assume that two pairs  $(\mathbf{\Lambda}, \mathbf{\Sigma}_0)$  and  $(\mathbf{\beta}, \mathbf{\Sigma})$  satisfy (4), where both  $\mathbf{\Lambda}$  and  $\mathbf{\beta}$  are GLT matrices with, respectively, leading indices  $l_1 < \dots < l_r$  and  $\tilde{l}_1 < \dots < \tilde{l}_r$ . Uniqueness of the variance decomposition (4) implies

$$\mathbf{\Lambda}\mathbf{\Lambda}' = \mathbf{\beta}\mathbf{\beta}'. \quad (\text{A.1})$$

We need to prove that all columns of  $\mathbf{\Lambda}$  and  $\mathbf{\beta}$  are identical.

First, we prove that  $l_1 = \tilde{l}_1$  by contradiction. Assume  $\tilde{l}_1 \neq l_1$ . Exploiting the GLT structure of both matrices, we obtain from (A.1):

$$\Lambda_{l_1,1}^2 = \sum_{j=1}^r \beta_{l_1,j}^2 \neq 0, \quad (\text{A.2})$$

$$\sum_{j=1}^r \Lambda_{\tilde{l}_1,j}^2 = \beta_{\tilde{l}_1,1}^2 \neq 0. \quad (\text{A.3})$$

Assuming  $\tilde{l}_1 > l_1$  implies  $\beta_{l_1,j} = 0$  for  $j = 1, \dots, r$ , which contradicts (A.2), assuming  $l_1 > \tilde{l}_1$  implies  $\Lambda_{\tilde{l}_1,j} = 0$  for  $j = 1, \dots, r$ , which contradicts (A.3); hence  $l_1 = \tilde{l}_1$ . By definition,  $\beta_{l_1,j} = 0$  for  $j = 2, \dots, r$ , and (A.2) implies:

$$\beta_{l_1,1}^2 = \Lambda_{l_1,1}^2 \Rightarrow \beta_{l_1,1} = \Lambda_{l_1,1}.$$

For all  $i > l_1$  we obtain from (A.1):

$$\text{Cov}(y_{l_1,t}, y_{it}) = \Lambda_{l_1,1}\Lambda_{i1} = \beta_{l_1,1}\beta_{i1} = \Lambda_{l_1,1}\beta_{i1}.$$

Therefore  $\beta_{i1} = \Lambda_{i1}$  for all  $i = l_1, \dots, m$ , hence the first columns of  $\mathbf{\Lambda}$  and  $\mathbf{\beta}$  are identical.

We show identity of the remaining columns by induction. Assume that the first  $q - 1$  columns of  $\mathbf{\Lambda}$  and  $\mathbf{\beta}$  are identical. Similarly as above, we prove  $l_q = \tilde{l}_q$  by contradiction. Exploiting the GLT structure

---

<sup>17</sup>Department of Finance, Accounting, and Statistics, WU Vienna University of Economics and Business, Austria. Email: [sfruehwi@wu.ac.at](mailto:sfruehwi@wu.ac.at)

<sup>18</sup>Inspere Institute of Education and Research, São Paulo, Brazil. Email: [hedibertfl@insper.edu.br](mailto:hedibertfl@insper.edu.br)

of both matrices, we obtain from (A.1):

$$\begin{aligned}\sum_{j=1}^{q-1} \Lambda_{l_q,j}^2 + \Lambda_{l_q,q}^2 &= \sum_{j=1}^{q-1} \beta_{l_q,j}^2 + \sum_{j=q}^r \beta_{l_q,q}^2 = \sum_{j=1}^{q-1} \Lambda_{\tilde{l}_q,j}^2 + \sum_{j=q}^r \beta_{\tilde{l}_q,q}^2, \\ \sum_{j=1}^{q-1} \Lambda_{\tilde{l}_q,j}^2 + \sum_{j=q}^r \Lambda_{\tilde{l}_q,j}^2 &= \sum_{j=1}^{q-1} \beta_{\tilde{l}_q,j}^2 + \beta_{\tilde{l}_q,q}^2 = \sum_{j=1}^{q-1} \Lambda_{\tilde{l}_q,j}^2 + \beta_{\tilde{l}_q,q}^2.\end{aligned}$$

Therefore:

$$\Lambda_{l_q,q}^2 = \sum_{j=q}^r \beta_{l_q,q}^2 \neq 0, \quad (\text{A.4})$$

$$\sum_{j=q}^r \Lambda_{\tilde{l}_q,j}^2 = \beta_{\tilde{l}_q,q}^2 \neq 0. \quad (\text{A.5})$$

Assuming  $\tilde{l}_q > l_q$  implies  $\beta_{l_q,j} = 0$  for  $j = 1, \dots, r$ , which contradicts (A.4). Assuming  $l_q > \tilde{l}_q$  implies  $\Lambda_{\tilde{l}_q,j} = 0$  for  $j = 1, \dots, r$ , which contradicts (A.5); hence  $l_q = \tilde{l}_q$ . By definition,  $\beta_{l_q,j} = 0$  for  $j = q+1, \dots, r$ , and (A.4) implies:

$$\beta_{l_q,q}^2 = \Lambda_{l_q,q}^2 \Rightarrow \beta_{l_q,q} = \Lambda_{l_q,q}. \quad (\text{A.6})$$

For all  $i > l_q$  we obtain from (A.1):

$$\sum_{j=1}^{q-1} \Lambda_{l_q,j} \Lambda_{ij} + \Lambda_{l_q,q} \Lambda_{iq} = \sum_{j=1}^{q-1} \beta_{l_q,j} \beta_{ij} + \beta_{l_q,q} \beta_{iq} = \sum_{j=1}^{q-1} \Lambda_{l_q,j} \Lambda_{ij} + \Lambda_{l_q,q} \beta_{iq}.$$

Therefore  $\beta_{iq} = \Lambda_{iq}$  for all  $i = l_q, \dots, m$ , hence also the  $q$ th column of  $\mathbf{\Lambda}$  and  $\mathbf{\beta}$  is identical. We repeat this procedure till  $q = r$ .

Finally, since  $\beta_{ij} = 0 \Leftrightarrow \Lambda_{ij} = 0$ , also the indicators  $\delta_{ij}$  are uniquely identified for all  $i, j$ . This completes the proof.

**Proof of Theorem 2.** Sato (1992, Theorem 3.3) shows that condition **CR** is necessary for **AR** for every nonsingular  $\mathbf{G}$ , hence also for  $\mathbf{G} = \mathbf{P}_{\pm} \mathbf{P}_{\rho}$ . As conditions **AR** and **CR** are invariant to trivial rotations of  $\mathbf{\Lambda}$ , it is sufficient to verify for a single unordered GLT structure  $\mathbf{\beta} = \mathbf{\Lambda} \mathbf{P}_{\pm} \mathbf{P}_{\rho}$  that **CR** implies **AR**. Anderson and Rubin (1956) prove that **CR** is sufficient for **AR** for  $r = 1$ . The proof that **CR** is sufficient for **AR** also for  $r > 1$  follows by induction.

Assume that **CR** is sufficient for **AR** for some  $\tilde{r} > 1$ . Consider an arbitrary unordered GLT structure  $\mathbf{\beta}$  with  $r = \tilde{r} + 1$  nonzero columns and assume that **CR** holds for  $\mathbf{\beta}$ . Reorder the rows and the columns of  $\mathbf{\beta}$  such that the following block structure is obtained:

$$\tilde{\mathbf{\beta}} = \mathbf{\Pi}_r \mathbf{\beta} \mathbf{\Pi}_c = \begin{pmatrix} \mathbf{c} & \mathbf{0} \\ \mathbf{b} & \mathbf{A} \end{pmatrix},$$

where  $\mathbf{A}$  is a  $m_n \times \tilde{r}$  matrix with  $m_n$  nonzero rows and  $\mathbf{c}$  and  $\mathbf{b}$  are column vectors of dimension  $(m - m_n) \times 1$  and  $m_n \times 1$ , respectively. Since  $\mathbf{\beta}$  is an (unordered) GLT structure,  $\mathbf{c}$  contains at least

one nonzero element. Since **CR** holds for  $\beta$ , it holds for **A**, implying that **AR** with  $r = \tilde{r}$  holds for **A**. Evidently, **AR** holds for  $\beta$ , if it holds for  $\tilde{\beta}$ . To prove that **AR** holds for  $\tilde{\beta}$ , the following cases are distinguished.

(a) If **c** contains at least two nonzero elements  $c_{i_1}$  and  $c_{i_2}$ , then deleting any row below **c** yields two sub matrices **A**<sub>1</sub> and **A**<sub>2</sub> of **A** of rank  $\tilde{r}$ . The two sub matrices **B**<sub>1</sub> and **B**<sub>2</sub> defined by

$$\mathbf{B}_1 = \begin{pmatrix} c_{i_1} & \mathbf{0} \\ \mathbf{b}_1 & \mathbf{A}_1 \end{pmatrix}, \quad \mathbf{B}_2 = \begin{pmatrix} c_{i_2} & \mathbf{0} \\ \mathbf{b}_2 & \mathbf{A}_2 \end{pmatrix}, \quad (\text{A.7})$$

obviously have rank  $r = \tilde{r} + 1$ .

(b) If **c** contains at least three nonzero elements, then whenever a row in **c** is deleted, two elements  $c_{i_1}$  and  $c_{i_2}$  remain to construct matrices as in (A.7). Together with (a), this implies that **AR** holds for this case.

(c) If **c** contains exactly two nonzero elements, then whenever one of these elements is deleted, another nonzero elements  $c_{i_1}$  remains. **CR** for  $\beta$  implies that **b** contains at least one nonzero element  $b_{i_2}$ . Deleting the corresponding row  $i_2$  from **A** yields two sub matrices **A**<sub>1</sub> and **A**<sub>2</sub> of rank  $\tilde{r}$ . The two sub matrices **B**<sub>1</sub> and **B**<sub>2</sub> defined by

$$\mathbf{B}_1 = \begin{pmatrix} c_{i_1} & \mathbf{0} \\ \mathbf{b}_1 & \mathbf{A}_1 \end{pmatrix}, \quad \mathbf{B}_2 = \begin{pmatrix} b_{i_2} & \times \\ \mathbf{b}_2 & \mathbf{A}_2 \end{pmatrix}, \quad (\text{A.8})$$

have rank  $r = \tilde{r} + 1$ , except for a set of Lebesgue measure 0 concerning **B**<sub>2</sub>. Together with (a), this implies that **AR** holds for this case, except for a set of Lebesgue measure 0.

(d) If **c** contains exactly one nonzero element  $c_{i_1}$ , then **CR** for  $\beta$  implies that **b** contains at least two nonzero element. Deleting any row below **c** yields two sub matrices **A**<sub>1</sub> and **A**<sub>2</sub> of **A** of rank  $\tilde{r}$  and leaves at least one nonzero element  $b_{i_2}$  in **b**. The two sub matrices **B**<sub>1</sub> and **B**<sub>2</sub> are then defined as in (A.8).

(e) Finally, to prove **AR** if the only nonzero element  $c_{i_1}$  in **c** is deleted, we use the fact that **CR** for  $\beta$  implies that the matrix  $\beta_{-i_1}$  satisfies a similar counting rule: for each  $q = 1, \dots, \tilde{r} + 1$  and for each submatrix consisting of  $q$  column of  $\beta_{-i_1}$ , the number of nonzero rows in this sub-matrix is at least equal to  $2q$ . The columns of  $\beta_{-i_1}$  are reordered such that the first columns contains at least 2, the first two columns contain at least 4, or more generally, the first  $q$  columns contain at least  $2q$  nonzero elements and the resulting matrix is denoted by  $\beta^*$ . Evidently, the first column of  $\beta^*$  has at least two nonzero elements  $\beta_{l_1,1}$  and  $\beta_{u_1,1}$  in rows  $l_1$  and  $u_1$ , the second column of  $\beta^*$  has at least two nonzero elements  $\beta_{l_2,2}$  and  $\beta_{u_2,2}$  in rows  $l_2$  and  $u_2$ , different from  $\{l_1, u_1\}$ . In general, the  $q$ th column of  $\beta^*$  has at least two nonzero elements  $\beta_{l_q,q}$  and  $\beta_{u_q,q}$  in rows  $l_q$  and  $u_q$ , different from  $\{l_1, \dots, l_{q-1}, u_1, \dots, u_{q-1}\}$ . Proceeding in this way till  $q = \tilde{r} + 1$  yields two disjunct sub matrices **B**<sub>1</sub> and **B**<sub>2</sub> defined elementwise as  $B_{1,qj} = \beta_{l_q,j}$  and  $B_{2,qj} = \beta_{u_q,j}$  for each  $q, j = 1, \dots, r$ , where all diagonal elements of are nonzero. Hence, **B**<sub>1</sub> and **B**<sub>2</sub> are of rank  $\tilde{r} + 1$ , except for a set of Lebesgue measure 0. Together with (d), this implies that **AR** holds for this case, except for a set of Lebesgue measure 0.

**Proof of Theorem 3.** Since the row deletion property is invariant to reordering the rows and the columns, **AR** holds for  $\tilde{\beta}$  iff **AR** holds for  $\beta^* = \Pi_r \tilde{\beta} \Pi_c$ .

If each of the matrices  $\mathbf{A}^{(1)}, \dots, \mathbf{A}^{(Q)}$  satisfies  $\mathbf{AR}$  with  $r = r_q$ , then  $\mathbf{AR}$  with  $r = r_+$  is easy to proof for  $\beta^*$ . Whatever row  $i$  is deleted from  $\beta^*$ , a specific row is deleted from a corresponding submatrix  $\mathbf{A}^{(\tilde{q})}$ . Since  $\mathbf{A}^{(\tilde{q})}$  satisfies  $\mathbf{AR}$  with  $r = r_{\tilde{q}}$ , two disjoint submatrices  $\mathbf{A}_1^{(\tilde{q})}$  and  $\mathbf{A}_2^{(\tilde{q})}$ , each of rank  $r_{\tilde{q}}$ , remain. In a similar manner, disjoint submatrices  $\mathbf{A}_1^{(q)}$  and  $\mathbf{A}_2^{(q)}$ , each of rank  $r_q$ , can be obtained for all other submatrices  $\mathbf{A}^{(q)}$ , with  $q \neq \tilde{q}$ . From the resulting sequence of submatrices  $\mathbf{A}_1^{(q)}$  and  $\mathbf{A}_2^{(q)}$ ,  $q = 1, \dots, Q$ , following disjoint submatrices of  $\beta^*$  can be constructed:

$$\begin{pmatrix} \mathbf{A}_1^{(1)} & \mathbf{O} & \mathbf{O} \\ \times & \ddots & \mathbf{O} \\ \times & \times & \mathbf{A}_1^{(Q)} \end{pmatrix}, \quad \begin{pmatrix} \mathbf{A}_2^{(1)} & \mathbf{O} & \mathbf{O} \\ \times & \ddots & \mathbf{O} \\ \times & \times & \mathbf{A}_2^{(Q)} \end{pmatrix}. \quad (\text{A.9})$$

Due to the block-diagonal structure appearing in (A.9), the rank of both matrices is equal to  $\sum_{q=1}^Q r_q = r_+$ . Hence, the row deletion property  $\mathbf{AR}$  with  $r = r_+$  is satisfied for  $\beta^*$ . This proves part (a).

Since  $\mathbf{A}^{(Q)}$  is a submatrix of  $\beta^*$  with  $r_Q$  columns, a condition necessary for the row deletion property for  $\beta^*$  is that  $\mathbf{CR}$  holds for  $\mathbf{A}^{(Q)}$  with  $r = r_Q$ . Since this condition is violated,  $\mathbf{AR}$  cannot hold. This proves part (b).

**Proof of Lemma 4.** For any row  $i$  of  $\Lambda$  and  $\beta$  uniqueness of the variance decomposition implies  $\Lambda_i \cdot \Lambda_i' = \beta_i \cdot \beta_i'$ . Hence, if  $\Lambda_i = \mathbf{0}$  is a zero row, then  $\beta_i \cdot \beta_i' = \|\beta_i\|_2^2 = 0$ , therefore  $\beta_i = \mathbf{0}$ . On the other hand, if  $\beta_i = \mathbf{0}$  is a zero row, then  $\Lambda_i \cdot \Lambda_i' = \|\Lambda_i\|_2^2 = 0$  and  $\Lambda_i = \mathbf{0}$  is also a zero row.

**Proof of Theorem 5.** Let  $\tilde{\beta}^*$ ,  $\Sigma^*$ ,  $\mathbf{M}^*$ ,  $\Lambda^*$ , and  $\Sigma_0^*$ , be the matrices that result from deleting the  $s$  spurious rows  $n_1, \dots, n_s$  from the matrices  $\tilde{\beta}$ ,  $\Sigma$ ,  $\mathbf{M}$ ,  $\Lambda$ , and  $\Sigma_0$ . Condition **TS** for  $\Lambda$  implies that  $\Lambda^*$  satisfies condition  $\mathbf{AR}$  and the variance decomposition  $\Omega^* = \Lambda^*(\Lambda^*)' + \Sigma_0^*$  is unique. Hence, for any GLT matrix  $\beta_r^*$  of rank  $r$  that satisfies  $\beta_r^*(\beta_r^*)' = \Lambda^*(\Lambda^*)'$ , we can apply Theorem 1 to show that  $\beta_r^* = \Lambda^*$  and the leading indices of both matrices are identical. This strategy is applied to a submatrix of  $\tilde{\beta}^*$ . Since  $\mathbf{M}^* = \mathbf{O}$ , we obtain from (16) that

$$\tilde{\beta}^* \mathbf{T} = \begin{pmatrix} \Lambda^* & \mathbf{O} \end{pmatrix}, \quad \Sigma^* = \Sigma_0^*, \quad (\text{A.10})$$

hence  $\tilde{\beta}^* (\tilde{\beta}^*)' = \Lambda^* (\Lambda^*)'$  and  $\tilde{\beta}^*$  has reduced rank  $\text{rg}(\tilde{\beta}^*) = \text{rg}(\Lambda^*) = r$ . Since  $\tilde{\beta}^*$  is obtained by deleting the  $s$  rows  $n_1, \dots, n_s$  from an unordered GLT matrix  $\tilde{\beta}$  of rank  $r + s$ , it follows that  $\text{rg}(\tilde{\beta}^*) = r$ , iff  $\tilde{\beta}^*$  contains exactly  $s$  zero columns. This implies that  $s$  leading indices of  $\tilde{\beta}$  are equal to the deleted spurious row indices  $n_1 < \dots < n_s$ , while the remaining  $r$  elements lead the nonzero columns of  $\tilde{\beta}^*$ .<sup>19</sup> Hence, a trivial permutation  $\mathbf{P}_{\pm} \mathbf{P}_{\rho}$  exists which yields following representation of  $\tilde{\beta}^*$ :

$$\tilde{\beta}^* \mathbf{P}_{\pm} \mathbf{P}_{\rho} = \begin{pmatrix} \beta_r^* & \mathbf{O} \end{pmatrix}, \quad (\text{A.11})$$

where  $\beta_r^*$  is a GLT matrix of rank  $r$  with leading indices being equal to the leading indices  $\tilde{l}_1 < \dots < \tilde{l}_r$  of  $\tilde{\beta} \mathbf{P}_{\pm} \mathbf{P}_{\rho}$ . Application of Theorem 1 to  $\beta_r^*$ , which satisfies  $\beta_r^*(\beta_r^*)' = \tilde{\beta}^* (\tilde{\beta}^*)' = \Lambda^* (\Lambda^*)'$ , yields  $\beta_r^* = \Lambda^*$ . Comparing representations (A.10) and (A.11) yields  $\mathbf{T} = \mathbf{P}_{\pm} \mathbf{P}_{\rho}$  and proves (a).

<sup>19</sup>A trivial result about an unordered GLT matrix  $\beta$  is the following: let  $\beta_1$  be a submatrix of  $\beta$  with  $q < r$  columns and let the submatrix  $\beta_2$  contain the  $r - q$  remaining columns. Then  $\beta_1$  and  $\beta_2$  are unordered GLT matrices where the leading indices lie in different rows.

To prove (b), we first show that  $\mathbf{M}\mathbf{M}' = \mathbf{D}$  is equal to a diagonal matrix of rank  $s$ , with  $s$  nonzero entries  $d_{n_1}, \dots, d_{n_s}$  in rows  $n_1, \dots, n_s$ . From  $\text{rg}(\tilde{\beta}\mathbf{T}) = \min(\text{rg}(\tilde{\beta}), \text{rg}(\mathbf{T})) = r + s$ , we obtain that  $\mathbf{M}$  must have full column rank, i.e.  $\text{rg}(\mathbf{M}) = s$ . Therefore  $\text{rg}(\mathbf{D}) = \text{rg}(\mathbf{M}) = s$  and only  $s$  diagonal elements  $d_{n_1}, \dots, d_{n_s}$  in rows  $n_1, \dots, n_s$  are different from 0 in  $\mathbf{D}$ .

It is straightforward to show that the matrix  $\mathbf{M}$  has exactly the same  $s$  nonzero rows  $n_1, \dots, n_s$  as  $\mathbf{D}$ : using for each row  $\mathbf{M}_{i,\cdot}$  of  $\mathbf{M}$  that  $\mathbf{M}_{i,\cdot}\mathbf{M}'_{i,\cdot} = \|\mathbf{M}_{i,\cdot}\|_2^2 = d_i$ , it follows for any  $i \neq \{n_1, \dots, n_s\}$  that  $\|\mathbf{M}_{i,\cdot}\|_2^2 = 0$  and, therefore,  $\mathbf{M}_{i,\cdot} = \mathbf{0}$ , whereas the remaining rows with  $i \in \{n_1, \dots, n_s\}$  are nonzero since  $\|\mathbf{M}_{i,\cdot}\|_2^2 > 0$ . The submatrix  $\mathbf{M}_0$  of nonzero rows in  $\mathbf{M}$  satisfies  $\mathbf{M}_0\mathbf{M}'_0 = \mathbf{D}_0^2$  with  $\mathbf{D}_0^2 = \text{Diag}(d_{n_1}, \dots, d_{n_s})$  being a diagonal matrix of rank  $s$ . It follows that  $\mathbf{D}_0^{-1}\mathbf{M}\mathbf{D}_0^{-1}\mathbf{M}' = \mathbf{I}$ , hence  $\mathbf{D}_0^{-1}\mathbf{M} = \mathbf{Q}$  for any arbitrary rotation matrix  $\mathbf{Q}$  of rank  $s$ . Therefore:

$$\mathbf{M}_0 = \mathbf{D}_0\mathbf{Q}, \quad \mathbf{D}_0 = \text{Diag}(d_{n_1}, \dots, d_{n_s})^{1/2}, \quad (\text{A.12})$$

for any arbitrary rotation matrix  $\mathbf{Q}$  of rank  $s$ .

Since  $\mathbf{T} = \mathbf{P}_{\pm}\mathbf{P}_{\rho}$  is a trivial rotation and  $\tilde{\beta}^*$  is an unordered GLT matrix, we obtain from (16) that also  $\mathbf{M}$  is a GLT matrix with leading indices  $n_1 < \dots < n_s$ . Therefore, the only possible rotation  $\mathbf{Q}$  of  $\mathbf{M}_0 = \mathbf{D}_0\mathbf{Q}$  in (A.12) is equal to sign switching and  $\mathbf{M}$  is a spurious GLT matrix. This proves (b).

Finally, the identity  $\beta_r^* = \Lambda^*$  implies in particular that the leading indices  $\tilde{l}_1, \dots, \tilde{l}_r$  of  $\beta_r^*$  are identical to the leading indices  $l_1, \dots, l_r$  of  $\Lambda$ . This proves (c), since the remaining leading indices  $\tilde{l}_{r+1} < \dots < \tilde{l}_{r+s}$  are equal to the spurious rows  $n_1 < \dots < n_s$ , as shown above.  $\diamond$

## A.2 Verifying the row deletion property in practice

For  $q = 1, 2$  as well as for  $q = r - 1, r$  the 3-5-7-9-... counting rule, introduced in Subsection 2.3 to verify variance identification, can be directly verified for the indicator matrix  $\delta$ . These simple counting rules are outlined in Corollary 6 in Subsection A.2.1. Using Corollary 6, it is easy to verify, if **CR** (and hence **AR**) holds for a factor model with up to  $r \leq 4$  factors. For  $r > 4$ , Corollary 6 provides necessary conditions for **AR** and helps to quickly identify indicator matrices  $\delta$  where **CR** (and hence **AR**) is violated. If the conditions of Corollary 6 hold, then **CR** can be verified by Algorithm 3, outlined in Subsection A.2.2. This procedure is summarized in Algorithm 2.

### Algorithm 2. Verifying the row deletion property.

- (V-1) Check the simple counting rules outlined in Corollary 6. If any of these conditions is violated, then **AR** does not hold.
- (V-2) If all conditions are satisfied and  $r \leq 4$ , then **AR** holds.
- (V-3) If all conditions are satisfied and  $r > 4$ , then apply Algorithm 3 to verify **AR**.

#### A.2.1 Simple counting rules

All conditions of the following corollary are special cases of **CR**. Corollary 6 is sufficient for **CR** for  $r \leq 4$ , and necessary, otherwise.

**Corollary 6 (Simple counting rules.).** *The following conditions on the indicator matrix  $\delta$  are necessary for the row deletion property **AR** to hold: each column contains at least 3 and each pair of columns contains at least 5 nonzero rows, the total number of nonzero rows is at least equal to  $2r + 1$ , and each submatrix of  $r - 1$  columns has at least  $2r - 1$  nonzero rows, or equivalently:*

$$\mathbf{1}_{r \times m} \cdot \delta + \delta'(\mathbf{1}_{m \times r} - \delta) \geq 5 - 2\mathbf{I}_r, \quad (\text{A.13})$$

$$\mathbf{1}_{1 \times m} \cdot \mathbb{I}(\delta^* > 0) \geq 2r + 1, \quad \delta^* = \delta \cdot \mathbf{1}_{r \times 1}, \quad (\text{A.14})$$

$$\mathbf{1}_{1 \times m} \cdot \mathbb{I}(\delta^* > 0) \geq 2r - 1, \quad \delta^* = \delta(\mathbf{1}_{m \times m} - \mathbf{I}_m), \quad (\text{A.15})$$

where the indicator function is applied element-wise to  $\delta^*$  to define the  $m \times m$  matrix  $\mathbb{I}(\delta^* > 0)$  and  $\mathbf{1}_{n \times k}$  denotes a  $n \times k$  matrix of ones. For  $r \leq 4$  these conditions are sufficient for **AR**.

(A.13) simultaneously checks  $q = 1$  and  $q = 2$ . The matrix on the right hand side of (A.13) has diagonal elements equal to 3 and off-diagonal elements equal to 5. The elements of the matrix on the left hand side are given by  $d_j + \sum_{i=1}^m \delta_{il}(1 - \delta_{ij})$ , where  $d_j = \sum_{i=1}^m \delta_{ij}$  is the column size. For  $j \neq l$ , they count the number of nonzero rows in column  $j$  and  $l$  and they are equal to  $d_j$  for  $j = l$ , since  $\delta_{ij}(1 - \delta_{ij}) = 0$  for all rows.

(A.14) verifies (for  $q = r$ ) that the total number of nonzero rows of  $\delta$  is at least equal to  $2r + 1$ . Note that the column vector  $\delta^*$  in (A.14) is equal to the row sum.

Finally, (A.15) correspond to  $q = r - 1$  and verifies that each submatrix of  $r - 1$  columns has at least  $2r - 1$  nonzero rows. The  $j$ th column of the matrix  $\delta^*$  appearing in (A.15) contains the row sums of the submatrix  $\delta_{-j}$  not containing the  $j$ th column of  $\delta$ . The matrix  $\mathbb{I}(\delta^* > 0)$  indicates nonzero rows in  $\delta_{-j}$ . Hence, the  $j$ th element of the row vector  $\mathbf{1}_{1 \times m} \cdot \mathbb{I}(\delta^* > 0)$  counts the number of nonzero rows in  $\delta_{-j}$ .

For  $r < 4$ , some of these conditions overlap, e.g. for  $r = 3$  condition (A.15) is covered by (A.13).

### A.2.2 Factor models with more than four factors

The following Algorithm 3 is used to verify the row deletion property for factor models with more than four factors.

**Algorithm 3. Verifying the row deletion property for models with more than four factors.** Starting with the matrix  $\mathbf{B}^{(1)}$  containing the  $k_1 = r_+$  nonzero columns and all nonzero rows of  $\beta$ , we proceed sequentially for  $q = 1, 2, \dots$ :

- (a) The submatrix  $\mathbf{A}^{(q)}$  is constructed from columns of  $\mathbf{B}^{(q)}$  where sufficiently many measurements are dedicated to fewer than  $k_q$  factors. Assume, for instance, that column  $j_1$  of  $\mathbf{B}^{(q)}$  contains  $m_q \geq 3$  measurements that are dedicated to factor  $j_1$ , i.e. for all rows  $i \in \{i_1, \dots, i_{m_q}\}$ :  $\delta_{i,j_1} = 1$  and  $\delta_{i,j} = 0$  for  $j \neq j_1$  (note that the remaining measurements  $i \notin \{i_1, \dots, i_{m_q}\}$  need not be dedicated). If we define  $\mathbf{A}^{(q)}$  as the vector containing all dedicated measurements in column  $j_1$  in rows  $\{i_1, \dots, i_{m_q}\}$ , then evidently,  $\mathbf{A}^{(q)}$  satisfies **CR** with  $r_q = 1$ .
- (a\*) If  $\mathbf{B}^{(q)}$  does not contain such a column  $j_1$ , assume that a pair of columns  $(j_1, j_2)$  of  $\mathbf{B}^{(q)}$  contains at least  $m_q \geq 5$  measurements that are dedicated to factor  $j_1$  or  $j_2$  or both, i.e. for all  $i \in$



$\{i_1, \dots, i_{m_q}\}$ ,  $\delta_{ij} = 0$  for  $j \neq (j_1, j_2)$  (again the remaining measurements  $i \notin \{i_1, \dots, i_{m_q}\}$  need not be dedicated). In this case,  $\mathbf{A}^{(q)}$  with  $r_q = 2$  is constructed from all measurements dedicated to column  $j_1$  and  $j_2$ . If no such columns exist, we search for least  $m_q \geq 7$  measurements that are dedicated to three factor (leading to  $\mathbf{A}^{(q)}$  with  $r_q = 3$ ) or at least  $m_q \geq 9$  measurements that are dedicated to four factors (leading to  $\mathbf{A}^{(q)}$  with  $r_q = 4$ ). In any of these cases, Corollary 6 implies that  $\mathbf{A}^{(q)}$  satisfies **CR** with  $r = r_q$ .

- (b) If a suitable matrix  $\mathbf{A}^{(q)}$  has been identified, then a submatrix  $\mathbf{B}^{(q+1)}$  with  $k_{q+1} = k_q - r_q$  columns is determined from  $\mathbf{B}^{(q)}$  by first removing the columns corresponding to  $\mathbf{A}^{(q)}$  and then deleting all zero rows in the resulting matrix. Then, we apply Theorem 3 with  $Q = q + 1$ ,  $\mathbf{A}^{(Q)} = \mathbf{B}^{(q+1)}$ , and  $r_Q = k_{q+1}$ :
  - (b1) Check, if  $\mathbf{A}^{(Q)}$  satisfies the simple counting rules in Corollary 6 with  $r = r_Q$ .
  - (b2) If the simple counting rules are not fulfilled for  $\mathbf{A}^{(Q)}$ , then Theorem 3, part (b) implies that the factor loading matrix  $\beta$  does not satisfy **AR** and the procedure is terminated.
  - (b3) If the simple counting rules are fulfilled for  $\mathbf{A}^{(Q)}$  and  $r_Q \leq 4$ , then Theorem 3, part (a) implies that the factor loading matrix  $\beta$  satisfies **AR** and the procedure is terminated.
  - (b4) If the simple counting rules are fulfilled for  $\mathbf{A}^{(Q)}$  and  $r_Q > 4$ , then two options exist:
    - (b4-A) The search procedure is continued by increasing  $q$  by 1 and searching for a suitable submatrix  $\mathbf{A}^{(q+1)}$  in Step (a) (or (a\*)).
    - (b4-B) The remaining counting rules of **CR** are verified for  $\mathbf{A}^{(Q)}$  and the procedure is terminated. Depending on the outcome, Theorem 3 implies that the factor loading matrix  $\beta$  either satisfies **AR** or not.
- (c) If no suitable submatrix  $\mathbf{A}^{(q)}$  has been identified in Step (a) (or (a\*)), then we apply Theorem 3 with  $Q = q$ ,  $\mathbf{A}^{(Q)} = \mathbf{B}^{(q)}$ , and  $r_Q = k_q$  and proceed as in step (b1)-(b4) above, with step (b4-B) being the only option in step (b4).

## B Details on MCMC estimation

The designer MCMC scheme introduced in Algorithm 1 in Subsection 3.2 on one hand includes standard steps of MCMC estimation for the basic factor model such as Step (F) and Step (P). In Subsection B.1, these standard steps are revisited and modifications and improvements are discussed in the light of sparsity. On the other hand, Algorithm 1 includes a number of MCMC steps that are specifically designed to achieve identification for a GLT structure with an unknown number of factors, such as Step (R), Step (L) and Step (D). Full details for these steps are provided in Subsection B.2. Finally, Subsection B.3 provides further details for the boosting Step (A) of Algorithm 1.

### B.1 Revisiting MCMC for factor models in the light of sparsity

In this subsection, various standard steps of MCMC estimation for the basic factor model are revisited and modifications and improvements are suggested in the light of sparsity.

#### B.1.1 Sampling the latent factors

Step (F) in Algorithm 1 is a standard step in Bayesian factor analysis, see Geweke and Singleton (1980) and Lopes and West (2004), among many others. Given prior independence of the factors, the joint posterior  $p(\mathbf{f}_1, \dots, \mathbf{f}_T | \boldsymbol{\beta}, \sigma_1^2, \dots, \sigma_m^2, \mathbf{y})$  factors into  $T$  independent normal distributions given by:

$$\mathbf{f}_t | \mathbf{y}_t, \boldsymbol{\beta}, \boldsymbol{\Sigma} \sim N_k \left( (\mathbf{I}_k + \boldsymbol{\beta}' \boldsymbol{\Sigma}^{-1} \boldsymbol{\beta})^{-1} \boldsymbol{\beta}' \boldsymbol{\Sigma}^{-1} \mathbf{y}_t, (\mathbf{I}_k + \boldsymbol{\beta}' \boldsymbol{\Sigma}^{-1} \boldsymbol{\beta})^{-1} \right). \quad (\text{B.16})$$

A simplification is possible for sparse Bayesian factor models, as usually  $k - r_+$  columns and  $m_0$  rows of the coefficient matrix  $\boldsymbol{\beta}$  are equal to zero. Let  $k_1, \dots, k_{k-r_+}$  and  $j_1, \dots, j_{r_+}$  denote, respectively, the column indices of the zero and the nonzero columns. Evidently, the posterior of the latent factors  $f_{k_1,t}, \dots, f_{k_{k-r_+},t}$  of the zero columns is equal to the prior for  $t = 1, \dots, T$ . An extremely efficient sampling step is available for jointly sampling the factors  $\tilde{\mathbf{f}}_t = (f_{j_1,t}, \dots, f_{j_{r_+},t})$  of the nonzero columns simultaneously for all observations  $t = 1, \dots, T$ . Step (F) for sparse factor models is summarized in Algorithm 4.

#### Algorithm 4. Sampling the latent factors for a sparse Bayesian factor model

- (F-a) Sample  $f_{jt} \sim N(0, 1)$  for all zero columns  $j \in \{k_1, \dots, k_{k-r_+}\}$ , for  $t = 1, \dots, T$ .
- (F-b) Let  $\mathbf{z}$  be a  $r_+ \times T$  array of i.i.d. random variables  $z_{jt} \sim N(0, 1)$ ; let  $\tilde{\boldsymbol{\beta}}$  be the  $(m - m_0) \times r_+$  matrix containing the nonzero columns and the nonzero rows of  $\boldsymbol{\beta}$ , let  $\tilde{\boldsymbol{\Sigma}}$  be the covariance matrix of the corresponding idiosyncratic errors, and let  $\tilde{\mathbf{y}}$  be the  $(m - m_0) \times T$  array, where the  $t$ th column  $\tilde{\mathbf{y}}_t$  corresponds to  $\mathbf{y}_t$ , with the uncorrelated measurements corresponding to the zero rows of  $\boldsymbol{\beta}$  being removed. The factors  $\tilde{\mathbf{f}}_t = (f_{j_1,t}, \dots, f_{j_{r_+},t})$  then are given as the  $t$ th column of the  $r_+ \times T$  array  $\tilde{\mathbf{f}}$ , generated in the following way:

$$\begin{aligned} \mathbf{P} &= (\mathbf{I}_{r_+} + \tilde{\boldsymbol{\beta}}' \tilde{\boldsymbol{\Sigma}}^{-1} \tilde{\boldsymbol{\beta}})^{-1}, \\ \mathbf{K} &= \mathbf{P} \tilde{\boldsymbol{\beta}}' \tilde{\boldsymbol{\Sigma}}^{-1}, \quad \mathbf{C} \mathbf{C}' = \mathbf{P}, \\ \tilde{\mathbf{f}} &= \mathbf{K} \tilde{\mathbf{y}} + \mathbf{C} \mathbf{z}. \end{aligned} \quad (\text{B.17})$$

(B.17) is easily derived from (B.16):

$$\tilde{\mathbf{f}}_t | \mathbf{y}_t, \boldsymbol{\beta}, \tilde{\boldsymbol{\Sigma}} \sim N_{r_+} \left( (\mathbf{I}_{r_+} + \tilde{\boldsymbol{\beta}}' \tilde{\boldsymbol{\Sigma}}^{-1} \tilde{\boldsymbol{\beta}})^{-1} \tilde{\boldsymbol{\beta}}' \tilde{\boldsymbol{\Sigma}}^{-1} \tilde{\mathbf{y}}_t, (\mathbf{I}_{r_+} + \tilde{\boldsymbol{\beta}}' \tilde{\boldsymbol{\Sigma}}^{-1} \tilde{\boldsymbol{\beta}})^{-1} \right), \quad (\text{B.18})$$

where  $\tilde{\boldsymbol{\beta}}$ ,  $\tilde{\boldsymbol{\Sigma}}$  and  $\tilde{\mathbf{y}}_t$  are defined as above. Since the covariance matrix in (B.18) is the same for all  $t$ , a single Cholesky decomposition of the covariance matrix  $\mathbf{P}$  is required to sample the factors  $\tilde{\mathbf{f}}_t$  for all  $t$ . The simulation step in (B.17) is a vectorized version of this sampling step, which does not require any loop over  $t$ .

### B.1.2 Posterior distributions in a confirmatory sparse factor model

Step (P) of Algorithm 1 updates the parameters in a confirmatory sparse factor model, where the indicator matrix  $\boldsymbol{\delta}$  imposes a certain zero structure on the loading matrix. The joint posterior distribution  $p(\boldsymbol{\beta}_i^\delta, \sigma_i^2 | \mathbf{y}, \mathbf{f}, \boldsymbol{\delta})$  of the nonzero factor loadings  $\boldsymbol{\beta}_i^\delta$  and the idiosyncratic variance  $\sigma_i^2$  is derived for each row  $i$  ( $i = 1, \dots, m$ ) conditional on the factors  $\mathbf{f}$  and the indicator matrix  $\boldsymbol{\delta}$  from the following regression model:

$$\tilde{\mathbf{y}}_i = \mathbf{X}_i^\delta \boldsymbol{\beta}_i^\delta + \tilde{\boldsymbol{\epsilon}}_i, \quad (\text{B.19})$$

where  $\tilde{\mathbf{y}}_i = (y_{i1} \cdots y_{iT})'$  and  $\tilde{\boldsymbol{\epsilon}}_i = (\epsilon_{i1} \cdots \epsilon_{iT})' \sim N_T(0, \sigma_i^2 \mathbf{I})$ .  $\mathbf{X}_i^\delta$  is a regressor matrix for  $\boldsymbol{\beta}_i^\delta$  constructed from the  $T \times k$  dimensional latent factor matrix  $\mathbf{F} = (\mathbf{f}_1 \cdots \mathbf{f}_T)'$  in the following way. If no element in row  $i$  of  $\boldsymbol{\beta}$  is restricted to 0, then  $\mathbf{X}_i^\delta = \mathbf{F}$ . If some elements are restricted to 0, then  $\mathbf{X}_i^\delta$  is obtained from  $\mathbf{F}$  by deleting all columns  $j$  where  $\delta_{ij} = 0$ , i.e.  $\mathbf{X}_i^\delta = \mathbf{F} \boldsymbol{\Pi}_i^\delta$ , where  $\boldsymbol{\Pi}_i^\delta$  is a  $k \times \sum_{j=1}^k \delta_{ij}$  selection matrix, selecting those columns  $j$  of  $\mathbf{F}$  where  $\delta_{ij} \neq 0$ .

Concerning  $\sigma_i^2$ , the inverted Gamma prior (21) with prior moments  $c_0$  and  $C_{i0}$  is considered. The precise form of  $p(\boldsymbol{\beta}_i^\delta, \sigma_i^2 | \mathbf{y}, \mathbf{f}, \boldsymbol{\delta})$  depends the prior chosen for  $\boldsymbol{\beta}_i^\delta | \sigma_i^2$ , and has different posterior moments for the standard prior (25) and for the fractional prior (27). In a sparse factor model, the dimension of this posterior depends on the number of nonzero elements in the  $i$ th row of  $\boldsymbol{\beta}$ , i.e.  $q_i = \sum_{j=1}^k \delta_{ij}$ . There are basically three types of rows, when it comes to updating the parameters: zero rows, dedicated rows and rows with multiple loadings.

**Zero rows.** For zero rows (i.e.  $q_i = 0$ ), (B.19) reduces to a “null” model without regressors  $\mathbf{X}_i^\delta$ , that is  $\tilde{\mathbf{y}}_i = \tilde{\boldsymbol{\epsilon}}_i$ . Hence, the posterior of  $\sigma_i^2$  is simply given by

$$\sigma_i^2 | \tilde{\mathbf{y}}_i, \mathbf{f}, \boldsymbol{\delta} \sim \mathcal{G}^{-1}(c_T^n, C_{iT}^n), \quad c_T^n = c_0 + \frac{T}{2}, \quad C_{iT}^n = C_{i0} + \frac{1}{2} \sum_{t=1}^T y_{it}^2. \quad (\text{B.20})$$

**Non zero rows.** For all nonzero rows (i.e.  $q_i > 0$ ), the posterior  $(\boldsymbol{\beta}_i^\delta, \sigma_i^2)$  for a specific row  $i$  is given by:

$$\sigma_i^2 | \tilde{\mathbf{y}}_i, \mathbf{f}, \boldsymbol{\delta} \sim \mathcal{G}^{-1}(c_T, C_{iT}^\delta), \quad \boldsymbol{\beta}_i^\delta | \sigma_i^2, \tilde{\mathbf{y}}_i, \mathbf{f}, \boldsymbol{\delta} \sim N_{q_i}(\mathbf{B}_{iT}^\delta \mathbf{m}_{iT}^\delta, \mathbf{B}_{iT}^\delta \sigma_i^2). \quad (\text{B.21})$$

For the standard prior (25), the moments are given by:

$$\begin{aligned} (\mathbf{B}_{iT}^\delta)^{-1} &= (\mathbf{B}_{i0}^\delta)^{-1} + (\mathbf{X}_i^\delta)' \mathbf{X}_i^\delta, & \mathbf{m}_{iT}^\delta &= (\mathbf{X}_i^\delta)' \tilde{\mathbf{y}}_i, \\ c_T &= c_0 + \frac{T}{2}, & C_{iT}^\delta &= C_{i0} + \frac{1}{2} \text{SSR}_i, & \text{SSR}_i &= \tilde{\mathbf{y}}_i' \tilde{\mathbf{y}}_i - (\mathbf{m}_{iT}^\delta)' \mathbf{B}_{iT}^\delta \mathbf{m}_{iT}^\delta. \end{aligned} \quad (\text{B.22})$$

For the fractional prior (27), the moments are given by:

$$\begin{aligned} (\mathbf{B}_{iT}^\delta)^{-1} &= (\mathbf{X}_i^\delta)' \mathbf{X}_i^\delta, & \mathbf{m}_{iT}^\delta &= (\mathbf{X}_i^\delta)' \tilde{\mathbf{y}}_i, \\ c_T &= c_0 + \frac{(1-b)T}{2}, & C_{iT}^\delta &= C_{i0} + \frac{(1-b)}{2} \text{SSR}_i, \end{aligned} \quad (\text{B.23})$$

where  $\text{SSR}_i$  is defined the same way as in (B.22). It is easy to show that for the fractional prior,  $\text{SSR}_i$  is identical to the residual sum of squares errors.<sup>20</sup>

**Dedicated rows.** For dedicated rows (i.e.  $q_i = 1$ ) only a single nonzero factor loading  $\beta_{i,j_i}$  is present in a particular column  $j_i$  and the posterior given in (B.21) simplifies considerably:

$$\sigma_i^2 | \tilde{\mathbf{y}}_i, \mathbf{f}, \boldsymbol{\delta} \sim \mathcal{G}^{-1}(c_T, C_{iT}), \quad \beta_{i,j_i} | \sigma_i^2, \tilde{\mathbf{y}}_i, \mathbf{f}, \boldsymbol{\delta} \sim N(b_{iT}, B_{iT} \sigma_i^2). \quad (\text{B.24})$$

For a fractional prior, the posterior moments are given by:

$$\begin{aligned} B_{iT} &= 1 / \left( \sum_{t=1}^T f_{j_i,t}^2 \right), & b_{iT} &= B_{iT} \left( \sum_{t=1}^T f_{j_i,t} y_{it} \right), \\ c_T &= c_0 + \frac{(1-b)T}{2}, & C_{iT} &= C_{i0} + \frac{(1-b)}{2} \sum_{t=1}^T (y_{it} - f_{j_i,t} b_{iT})^2. \end{aligned} \quad (\text{B.25})$$

and for the standard prior by

$$\begin{aligned} B_{iT} &= 1 / (B_{i0,(j_i,j_i)}^{-1} + \sum_{t=1}^T f_{j_i,t}^2), & b_{iT} &= B_{iT} \left( \sum_{t=1}^T f_{j_i,t} y_{it} \right), \\ c_T &= c_0 + \frac{T}{2}, & C_{iT} &= C_{i0} + \frac{1}{2} \sum_{t=1}^T (y_{it} - f_{j_i,t} b_{iT})^2 - b_{iT}^2 / (2B_{i0,(j_i,j_i)}), \end{aligned} \quad (\text{B.26})$$

where  $B_{i0,(j_i,j_i)}$  is  $j_i$ th diagonal element of the prior covariance matrix  $\mathbf{B}_{i0}$ .

### B.1.3 Block sampling of idiosyncratic variances and factor loadings

Step (P) in Algorithm 1 could be implemented as in Lopes and West (2004), by sampling  $\beta_i^\delta$  and  $\sigma_i^2$  from the posterior distribution  $p(\beta_i^\delta, \sigma_i^2 | \mathbf{y}, \mathbf{f}, \boldsymbol{\delta})$  derived in Subsection B.1.2 row by row. However, an important improvement is feasible through block sampling of all idiosyncratic variances and all nonzero factor loadings, summarized in Algorithm 5.<sup>21</sup> The use of the Cholesky decomposition of the information matrix (instead of the covariance) to sample from a high-dimensional density is fashioned after Rue and Held (2005, Theorem 2.5 and Algorithm 2.5) who consider Gaussian random fields.

<sup>20</sup>If the residual  $\epsilon_i = \tilde{\mathbf{y}}_i - \mathbf{X}_i^\delta \mathbf{B}_{iT}^\delta \mathbf{m}_{iT}^\delta$  is defined in the usual way, then:

$$\begin{aligned} \epsilon_i' \epsilon_i &= \tilde{\mathbf{y}}_i' \tilde{\mathbf{y}}_i - (\mathbf{m}_{iT}^\delta)' \mathbf{B}_{iT}^\delta (\mathbf{X}_i^\delta)' \tilde{\mathbf{y}}_i - \tilde{\mathbf{y}}_i' \mathbf{X}_i^\delta \mathbf{B}_{iT}^\delta \mathbf{m}_{iT}^\delta + (\mathbf{m}_{iT}^\delta)' \mathbf{B}_{iT}^\delta (\mathbf{X}_i^\delta)' \mathbf{X}_i^\delta \mathbf{B}_{iT}^\delta \mathbf{m}_{iT}^\delta \\ &= \tilde{\mathbf{y}}_i' \tilde{\mathbf{y}}_i - (\mathbf{m}_{iT}^\delta)' \mathbf{B}_{iT}^\delta \mathbf{m}_{iT}^\delta - (\mathbf{m}_{iT}^\delta)' \mathbf{B}_{iT}^\delta \mathbf{m}_{iT}^\delta + (\mathbf{m}_{iT}^\delta)' \mathbf{B}_{iT}^\delta \mathbf{m}_{iT}^\delta = \text{SSR}_i. \end{aligned}$$

<sup>21</sup>This algorithm has been implemented for the first time in the unpublished research report by Frühwirth-Schnatter and Lopes (2010).

**Algorithm 5. Sampling parameters for a sparse Bayesian factor model**

- (P-a) For all zero rows, sample  $\sigma_i^2$  from (B.20), which can be trivially vectorized.
- (P-b) If the remaining rows are all dedicated with a single nonzero loading in column  $j_i$  (which can be different for different rows), then sampling from (B.24) is easily vectorized, since all posterior moments are univariate.
- (P-c) Even if some of the nonzero rows are not dedicated, joint sampling of all idiosyncratic variances and all factor loadings is feasible for all nonzero rows. Let  $i_1, \dots, i_n$  be the indices of all  $n = m - m_0$  nonzero rows of  $\beta$ , i.e.  $q_{i_l} > 0$  for  $l = 1, \dots, n$ . Let  $\beta^\delta = (\beta_{i_1}^\delta, \dots, \beta_{i_n}^\delta)$  be a vector obtained by stacking row by row all nonzero elements in each row. Let  $d = \sum_i q_i$  be the total number of nonzero elements in  $\beta^\delta$ . To sample the idiosyncratic variances  $\sigma_{i_1}^2, \dots, \sigma_{i_n}^2$  and the nonzero factor loadings  $\beta^\delta$  jointly, proceed in the following way:

- (P-c1) Construct the information matrix  $\mathbf{P}$  and the covector  $\mathbf{m}$  of the joint posterior

$$\beta^\delta | \sigma_{i_1}^2, \dots, \sigma_{i_n}^2, \mathbf{f}, \mathbf{y} \sim N_d(\mathbf{P}^{-1}\mathbf{m}, \mathbf{P}^{-1}\mathbf{D}).$$

The matrix  $\mathbf{D} = \text{Diag}(\sigma_{i_1}^2 \mathbf{1}_{1 \times q_{i_1}} \cdots \sigma_{i_n}^2 \mathbf{1}_{1 \times q_{i_n}})$ , with  $\mathbf{1}_{1 \times l}$  being a  $1 \times l$  row vector of ones, is a  $d \times d$  diagonal matrix containing the idiosyncratic variances, while the  $d \times d$  matrix  $\mathbf{P}$  and the  $d \times 1$  vector  $\mathbf{m}$  are given by:

$$\mathbf{P} = \begin{pmatrix} (\mathbf{B}_{i_1, T}^\delta)^{-1} & \mathbf{O} & \cdots & \mathbf{O} \\ \mathbf{O} & (\mathbf{B}_{i_2, T}^\delta)^{-1} & \ddots & \vdots \\ \vdots & \ddots & \ddots & \mathbf{O} \\ \mathbf{O} & \cdots & \mathbf{O} & (\mathbf{B}_{i_n, T}^\delta)^{-1} \end{pmatrix}, \quad \mathbf{m} = \begin{pmatrix} \mathbf{m}_{i_1, T}^\delta \\ \vdots \\ \mathbf{m}_{i_n, T}^\delta \end{pmatrix},$$

where  $(\mathbf{B}_{i_l, T}^\delta)^{-1}$  and  $\mathbf{m}_{i_l, T}^\delta$  are the information matrix and the covector appearing in the posterior (B.21) of the nonzero elements in row  $i_l$ .  $\mathbf{P}$  is a sparse band matrix with maximal band width equal to  $\max q_{i_l}$ .

- (P-c2) Compute the Cholesky decomposition  $\mathbf{P} = \mathbf{L}\mathbf{L}'$ , where  $\mathbf{L}$  is lower triangular, using a special algorithm developed for band matrices. Next, solve  $\mathbf{L}\mathbf{x} = \mathbf{m}$  for  $\mathbf{x}$  using an algorithm specially designed for triangular matrices. Evidently,  $\mathbf{x}$  is a  $d \times 1$  vector.
- (P-c3) Sample  $\sigma_{i_1}^2, \dots, \sigma_{i_n}^2$  jointly from (B.21). The squared sum  $\mathbf{x}'\mathbf{x}$  can be used to vectorize the computation of  $C_{i_l, T}^\delta$  for each  $l = 1, \dots, n$ , since

$$\mathbf{x}_{i_l}'\mathbf{x}_{i_l} = (\mathbf{m}_{i_l, T}^\delta)' \mathbf{B}_{i_l, T}^\delta \mathbf{m}_{i_l, T}^\delta, \quad (\text{B.27})$$

where  $\mathbf{x}_{i_l}$  is the  $q_{i_l}$ -dimensional sub vector of  $\mathbf{x}$  corresponding to  $\beta_{i_l, \cdot}^\delta$ .

- (P-c4) Finally, define the diagonal matrix  $\mathbf{D}$  from  $\sigma_{i_1}^2, \dots, \sigma_{i_n}^2$  as described above and draw  $\mathbf{z} \sim N_d(\mathbf{0}, \mathbf{D})$ . Solving the system

$$\mathbf{L}'\beta^\delta = \mathbf{x} + \mathbf{z} \quad (\text{B.28})$$

for  $\beta^\delta$  leads to a draw from the joint posterior  $\beta^\delta | \sigma_{i_1}^2, \dots, \sigma_{i_n}^2, \mathbf{y}, \mathbf{f}$ .

To derive (B.27), let  $\mathbf{L}_{i_l}$  be the  $q_{i_l} \times q_{i_l}$  submatrix of  $\mathbf{L}$  corresponding to  $\beta_{i_l, \cdot}^\delta$ . Evidently,  $\mathbf{L}_{i_l}$  is equal to the Cholesky decomposition of the individual information matrix  $(\mathbf{B}_{i_l, T}^\delta)^{-1}$ . Furthermore, the  $q_{i_l}$ -dimensional sub vector  $\mathbf{x}_{i_l}$  corresponding to  $\beta_{i_l, \cdot}^\delta$  satisfies  $\mathbf{L}_{i_l} \mathbf{x}_{i_l} = \mathbf{m}_{i_l, T}^\delta$ . Therefore:

$$\mathbf{x}_{i_l}' \mathbf{x}_{i_l} = (\mathbf{m}_{i_l, T}^\delta)' (\mathbf{L}_{i_l}')^{-1} \mathbf{L}_{i_l}^{-1} \mathbf{m}_{i_l, T}^\delta = (\mathbf{m}_{i_l, T}^\delta)' (\mathbf{L}_{i_l} \mathbf{L}_{i_l}')^{-1} \mathbf{m}_{i_l, T}^\delta = (\mathbf{m}_{i_l, T}^\delta)' \mathbf{B}_{i_l, T}^\delta \mathbf{m}_{i_l, T}^\delta.$$

It is easy to prove that the solution  $\beta^\delta$  of (B.28) is a draw from the posterior  $p(\beta^\delta | \sigma_{i_1}^2, \dots, \sigma_{i_n}^2, \mathbf{y}, \mathbf{f})$ . Note that  $\mathbf{L} \mathbf{L}' \beta^\delta = \mathbf{L} \mathbf{x} + \mathbf{L} \mathbf{z} = \mathbf{m} + \mathbf{L} \mathbf{z}$ . Therefore

$$\beta^\delta = (\mathbf{L} \mathbf{L}')^{-1} \mathbf{m} + (\mathbf{L} \mathbf{L}')^{-1} \mathbf{L} \mathbf{z} = \mathbf{P}^{-1} \mathbf{m} + (\mathbf{L}')^{-1} \mathbf{z}.$$

Evidently,  $E(\beta^\delta) = \mathbf{P}^{-1} \mathbf{m}$ . Since for each  $l = 1, \dots, n$ ,  $\mathbf{L}_{i_l} \sigma_{i_l}^2 = \sigma_{i_l}^2 \mathbf{L}_{i_l}$ , it holds that  $\mathbf{L} \mathbf{D} = \mathbf{D} \mathbf{L}$  and therefore  $\mathbf{D} \mathbf{L}^{-1} = \mathbf{L}^{-1} \mathbf{D}$ . Since  $V(\beta^\delta) = (\mathbf{L}')^{-1} \mathbf{D} \mathbf{L}^{-1} = (\mathbf{L}')^{-1} \mathbf{L}^{-1} \mathbf{D} = \mathbf{P}^{-1} \mathbf{D}$ , it follows that  $\beta^\delta \sim N_d(\mathbf{P}^{-1} \mathbf{m}, \mathbf{P}^{-1} \mathbf{D})$ .

#### B.1.4 Marginal likelihoods when the factors are known

Although we work throughout this paper with a factor model where the factors  $\mathbf{f}_t$  are latent, Step (L) and Step (D) of Algorithm 1 perform model selection with respect to  $\delta$  conditional on the most recent draw of the factors  $\mathbf{f} = (\mathbf{f}_1, \dots, \mathbf{f}_T)$ . Hence, to sample new indicators  $\delta_i$  in row  $i$ , the marginal likelihood  $p(\tilde{\mathbf{y}}_i | \mathbf{f}, \delta_i)$  of regression model (B.19) is needed.

If  $\delta_i$  is a zero row (i.e  $q_i = 0$ ), then the marginal likelihood simplifies to

$$p(\tilde{\mathbf{y}}_i | \mathbf{f}, \delta_i) = p(\tilde{\mathbf{y}}_i) = \frac{\Gamma(c_T^n)(C_{i0})^{c_0}}{(2\pi)^{T/2} \Gamma(c_0)(C_{iT}^n)^{c_T^n}}, \quad (\text{B.29})$$

where  $c_T^n$  and  $C_{iT}^n$  are the posterior moments of  $\sigma_i^2$  under the “null” model given by (B.20). If at least one element of  $\delta_i$  is different from zero, then the marginal likelihood computation differs between the standard prior (25) and the fractional prior (27).

**Marginal likelihoods for the standard prior.** For the standard prior, a well-known exercise in Bayesian regression analysis yields:

$$p(\tilde{\mathbf{y}}_i | \delta_i, \mathbf{f}) = \frac{1}{(2\pi)^{T/2}} \frac{|\mathbf{B}_{iT}^\delta|^{1/2}}{|\mathbf{B}_{i0}^\delta|^{1/2}} \frac{\Gamma(c_T)(C_{i0})^{c_0}}{\Gamma(c_0)(C_{iT}^\delta)^{c_T}}, \quad (\text{B.30})$$

where  $\mathbf{B}_{iT}^\delta$ ,  $c_T$  and  $C_{iT}^\delta$  are the posterior moments of  $p(\beta_{i, \cdot}^\delta, \sigma_i^2 | \delta_i, \tilde{\mathbf{y}}_i, \mathbf{f})$  given by (B.22).

**Marginal likelihoods for a fractional prior.** For a fractional prior, the derivation of the marginal likelihood is less standard and can be obtained in a similar way as in Frühwirth-Schnatter and Wagner (2010). A fraction  $b$  of the full conditional likelihood of regression model (B.19) is used to define the fractional prior  $p(\beta_{i, \cdot}^\delta | \sigma_i^2, b, \mathbf{f})$ :

$$p(\tilde{\mathbf{y}}_i | \mathbf{f}, \beta_{i, \cdot}^\delta, \sigma_i^2) = p(\tilde{\mathbf{y}}_i | \mathbf{f}, \beta_{i, \cdot}^\delta, \sigma_i^2)^{1-b} p(\tilde{\mathbf{y}}_i | \mathbf{f}, \beta_{i, \cdot}^\delta, \sigma_i^2)^b \propto p(\tilde{\mathbf{y}}_i | \mathbf{f}, \beta_{i, \cdot}^\delta, \sigma_i^2)^{1-b} p(\beta_{i, \cdot}^\delta | \sigma_i^2, b, \mathbf{f}).$$

The remaining part of the likelihood, that is  $p(\tilde{\mathbf{y}}_i|\mathbf{f}, \beta_i^\delta, \sigma_i^2)^{1-b}$ , is used for model selection and is combined with the prior  $p(\sigma_i^2)$  defined in (21) and the *normalized* fractional prior  $p(\beta_i^\delta|\sigma_i^2, b, \mathbf{f})$ , given by:

$$p(\beta_i^\delta|\sigma_i^2, b, \mathbf{f}) = \frac{p(\tilde{\mathbf{y}}_i|\mathbf{f}, \beta_i^\delta, \sigma_i^2)^b}{c_i(\sigma_i^2, \mathbf{f}, b)}.$$

The normalising constant  $c_i(\sigma_i^2, \mathbf{f}, b)$  is given by:

$$c_i(\sigma_i^2, \mathbf{f}, b) = \int p(\tilde{\mathbf{y}}_i|\mathbf{f}, \beta_i^\delta, \sigma_i^2)^b d\beta_i^\delta = (2\pi\sigma_i^2)^{\frac{q_i - Tb}{2}} b^{-\frac{q_i}{2}} |\mathbf{B}_{iT}^\delta|^{1/2} \exp\left(-\frac{b}{2\sigma_i^2} \text{SSR}_i\right), \quad (\text{B.31})$$

where  $\mathbf{B}_{iT}^\delta$  and  $\text{SSR}_i$  are the posterior moments of  $p(\beta_i^\delta, \sigma_i^2|\mathbf{f}, \delta_i, \tilde{\mathbf{y}}_i)$  given by (B.23). Integrating the fractional posterior

$$p(\tilde{\mathbf{y}}_i|\mathbf{f}, \beta_i^\delta, \sigma_i^2)^{1-b} p(\beta_i^\delta|\sigma_i^2, b, \mathbf{f}) p(\sigma_i^2)$$

over  $\beta_i^\delta$ , yields the fractional likelihood  $p(\tilde{\mathbf{y}}_i|\mathbf{f}, \sigma_i^2, b)$ :

$$\begin{aligned} p(\tilde{\mathbf{y}}_i|\mathbf{f}, \sigma_i^2, b) &= \int p(\tilde{\mathbf{y}}_i|\mathbf{f}, \beta_i^\delta, \sigma_i^2)^{1-b} p(\beta_i^\delta|\mathbf{f}, \sigma_i^2, b, \mathbf{f}) d\beta_i^\delta = \frac{1}{c_i(\sigma_i^2, \mathbf{f}, b)} \int p(\tilde{\mathbf{y}}_i|\mathbf{f}, \beta_i^\delta, \sigma_i^2) d\beta_i^\delta \\ &= \left(\frac{1}{2\pi\sigma_i^2}\right)^{\frac{(T-q_i)-(Tb-q_i)}{2}} b^{\frac{q_i}{2}} \frac{|\mathbf{B}_{iT}^\delta|^{1/2}}{|\mathbf{B}_{iT}^\delta|^{1/2}} \exp\left(-\frac{(1-b)}{2\sigma_i^2} \text{SSR}_i\right) \\ &= \left(\frac{1}{2\pi\sigma_i^2}\right)^{\frac{T(1-b)}{2}} b^{\frac{q_i}{2}} \exp\left(-\frac{(1-b)}{2\sigma_i^2} \text{SSR}_i\right). \end{aligned}$$

When we combine  $p(\tilde{\mathbf{y}}_i|\mathbf{f}, \sigma_i^2, b)$  with the prior  $p(\sigma_i^2)$ , then we obtain:

$$p(\tilde{\mathbf{y}}_i|\mathbf{f}, \sigma_i^2, b) p(\sigma_i^2) = \frac{C_{i0}^{c_0}}{\Gamma(c_0)} \left(\frac{1}{2\pi}\right)^{\frac{T(1-b)}{2}} b^{\frac{q_i}{2}} \left(\frac{1}{\sigma_i^2}\right)^{\frac{c_0 + T(1-b)}{2}} \exp\left(-\frac{C_{i0} + \text{SSR}_i(1-b)/2}{\sigma_i^2}\right),$$

which is the kernel of the inverted Gamma distribution in (B.21). Integrating the right hand side with respect to  $\sigma_i^2$  yields the marginal likelihood under the fractional prior:

$$p(\tilde{\mathbf{y}}_i|\delta_i, \mathbf{f}) = \frac{b^{q_i/2} \Gamma(c_T) (C_{i0})^{c_0}}{(2\pi)^{T(1-b)/2} \Gamma(c_0) (C_{iT}^\delta)^{c_T}}. \quad (\text{B.32})$$

### B.1.5 Multimove sampling of a set of indicators in a column

Another important building block of MCMC inference for sparse Bayesian factor models is sampling all indicators  $\delta_{ij}$  in column  $\delta_{\cdot,j}$  for a set of rows  $i \in I_j \subseteq \{1, \dots, m\}$ , conditional on the factors  $\mathbf{f} = (\mathbf{f}_1, \dots, \mathbf{f}_T)$ , the remaining columns  $\delta_{\cdot,-j}$  and the hyperparameter  $\tau_j$ , without conditioning on the model parameters  $\beta$  and  $\sigma_1^2, \dots, \sigma_m^2$ , see Step (D) of Algorithm 1.

According to the prior (18), these indicators  $\delta_{ij}$  are independent apriori conditional on the hyperparameter  $\tau_j$ , with the log prior odds  $O_{ij}^p$  of  $\delta_{ij} = 1$  versus  $\delta_{ij} = 0$  being given by:

$$O_{ij}^p = \log \frac{\Pr(\delta_{ij} = 1|\tau_j)}{\Pr(\delta_{ij} = 0|\tau_j)} = \log \frac{\tau_j}{1 - \tau_j}. \quad (\text{B.33})$$

Let  $\delta_{i,-j}$  be all indicators in row  $i$ , except  $\delta_{ij}$ . To sample  $\delta_{ij}$  conditional  $\delta_{i,-j}$  and  $\mathbf{f}$ , without conditioning on  $\beta$  and  $(\sigma_1^2, \dots, \sigma_m^2)$ , the log posterior odds  $O_{ij}^{\text{post}}$ , given by

$$\begin{aligned} O_{ij}^{\text{post}} &= \log \frac{\Pr(\delta_{ij} = 1 | \delta_{i,-j}, \tau_j, \tilde{\mathbf{y}}_i, \mathbf{f})}{\Pr(\delta_{ij} = 0 | \delta_{i,-j}, \tau_j, \tilde{\mathbf{y}}_i, \mathbf{f})} = \log \frac{p(\tilde{\mathbf{y}}_i | \delta_{ij} = 1, \delta_{i,-j}, \mathbf{f})}{p(\tilde{\mathbf{y}}_i | \delta_{ij} = 0, \delta_{i,-j}, \mathbf{f})} + \log \frac{\Pr(\delta_{ij} = 1 | \tau_j)}{\Pr(\delta_{ij} = 0 | \tau_j)} \\ &= O_{ij} + O_{ij}^p, \end{aligned} \quad (\text{B.34})$$

is required which combines the log prior odds  $O_{ij}^p$  given in (B.33) with the log likelihood ratio  $O_{ij}$ , given by:

$$O_{ij} = \log \frac{p(\tilde{\mathbf{y}}_i | \delta_{ij} = 1, \delta_{i,-j}, \mathbf{f})}{p(\tilde{\mathbf{y}}_i | \delta_{ij} = 0, \delta_{i,-j}, \mathbf{f})}. \quad (\text{B.35})$$

The likelihood ratio  $O_{ij}$  is easily computed from the marginal likelihoods  $p(\tilde{\mathbf{y}}_i | \delta_{ij}, \delta_{i,-j}, \mathbf{f})$  where, respectively,  $\delta_{ij} = 1$  and  $\delta_{ij} = 0$ . As discussed in Subsection B.1.4, these marginal likelihoods are available in closed form both for the fractional as well as the standard prior and marginal likelihood computation can be done individually for each row  $i \in I_j$ , separately for  $\delta_{ij} = 0$  and  $\delta_{ij} = 1$ . However, this procedure is likely to be inefficient, in particular, if the set  $I_j$  is large. To achieve greater efficiency, Algorithm 6 outlined below provides a technique to compute directly the log likelihood ratio  $O_{ij}$  (rather than the individual marginal likelihoods) *simultaneously* for all rows  $i \in I_j$ . This allows joint sampling of all indicators  $\delta_{ij}$  in column  $j$  for all rows  $i \in I_j$ .

The precise form of the log likelihood ratio  $O_{ij}$  of  $\delta_{ij} = 1$  versus  $\delta_{ij} = 0$  defined in (B.35) depends on the remaining indicators  $\delta_{i,-j}$  in row  $i$ . The computation of  $O_{ij}$  is easily vectorized for all rows  $i \in I_j$  where all elements of  $\delta_{i,-j}$  are zero. In this case, a model where observation  $y_{it}$  is dedicated to factor  $j$  ( $\delta_{ij} = 1$ ) is compared to a model where  $y_{it}$  is uncorrelated with all remaining observations ( $\delta_{ij} = 0$ ). In this case,  $O_{ij}$  is easily obtained from the marginal likelihood of a dedicated model with  $j_i = j$  and the “null” model. As shown in Algorithm 6, it is possible (but less straightforward) to vectorize the computation of the log likelihood ratio also for the remaining rows  $i \in I_j$  where at least one element of  $\delta_{i,-j}$  is different from zero.

**Algorithm 6. Multimove sampling indicators in a column.** Sample all indicators  $\delta_{ij}$  in column  $\delta_{.,j}$  jointly for all rows  $i \in I_j \subseteq \{1, \dots, m\}$  conditional on the factors  $\mathbf{f} = (\mathbf{f}_1, \dots, \mathbf{f}_T)$ , the remaining indicators  $\delta_{i,-j}$  and the hyperparameter  $\tau_j$ , without conditioning on the model parameters  $\beta$  and  $\sigma_1^2, \dots, \sigma_m^2$  using the following steps:

(I-a) Compute the log likelihood ratio for all rows  $i \in I_j$  where all elements of  $\delta_{i,-j}$  are zero as

$$O_{ij} = \log \frac{p(\tilde{\mathbf{y}}_i | \delta_{ij} = 1, \delta_{i,-j}, \mathbf{f})}{p(\tilde{\mathbf{y}}_i | \delta_{ij} = 0, \delta_{i,-j}, \mathbf{f})} = \log \frac{\Gamma(c_T)(C_{iT}^n)^{c_T^n}}{\Gamma(c_T^n)(C_{iT}^n)^{c_T}} + D_{ij}. \quad (\text{B.36})$$

$c_T^n$  and  $C_{iT}^n$  are the posterior moments of the null model given in (B.20).  $c_T$  and  $C_{iT}$  are the posterior moments of  $\sigma_i^2$  for a dedicated measurement with  $j_i = j$ , given in (B.25) and (B.26), respectively for a fractional prior and the standard prior. For a fractional prior,  $D_{ij} = 0.5 \log(b(2\pi)^{bT})$ . For the standard prior,  $D_{ij} = 0.5 \log(B_{iT}/B_{i0,jj})$ , where  $B_{i0,jj}$  is  $j$ th diagonal element of the prior variance  $\mathbf{B}_{i0}$  and  $B_{iT}$  is the posterior scale factor for a dedicated measurement with  $j_i = j$ , given in (B.26). This step is trivial to vectorize.



(I-b) For all rows  $i \in \{i_1, \dots, i_n\} \subseteq I_j$  where  $\delta_{i,-j}$  is not zero, compute

$$O_{ij} = \log \frac{p(\tilde{\mathbf{y}}_i | \delta_{ij} = 1, \boldsymbol{\delta}_{i,-j}, \mathbf{f})}{p(\tilde{\mathbf{y}}_i | \delta_{ij} = 0, \boldsymbol{\delta}_{i,-j}, \mathbf{f})} = c_T \log \frac{C_{iT}^0}{C_{iT}^1} + D_{ij}, \quad (\text{B.37})$$

where  $c_T$  and  $C_{iT}^{\delta_{ij}}$  are the posterior moments of  $\sigma_i^2 | \delta_{ij}, \cdot$  given in (B.21) and  $C_{iT}^0$  refers to a model with  $\delta_{ij} = 0$ , while  $C_{iT}^1$  refer to a model with  $\delta_{ij} = 1$ . For a fractional prior,

$$D_{ij} \equiv 0.5 \log b. \quad (\text{B.38})$$

For a standard prior,

$$D_{ij} = 0.5 \log(|\mathbf{B}_{iT}^1|/|\mathbf{B}_{iT}^0|) - 0.5 \log(|\mathbf{B}_{i0}^1|/|\mathbf{B}_{i0}^0|), \quad (\text{B.39})$$

where  $\mathbf{B}_{i0}^{\delta_{ij}}$  and  $\mathbf{B}_{iT}^{\delta_{ij}}$  refer to the prior and posterior moments of  $\beta_i^{\delta_{ij}} | \delta_{ij}, \cdot$  given in (B.22).  $\mathbf{B}_{i0}^1$  and  $\mathbf{B}_{iT}^1$  refer to the prior and posterior moments for a model where  $\delta_{ij} = 1$ , while  $\mathbf{B}_{i0}^0$  and  $\mathbf{B}_{iT}^0$  refer to the prior and posterior moments for a model where  $\delta_{ij} = 0$ .

Use Algorithm 7 to determine  $C_{iT}^1$ ,  $C_{iT}^0$ , as well as  $D_{ij}$  for the standard prior, simultaneously for all rows  $i \in \{i_1, \dots, i_n\} \subseteq I_j$ .

(I-c) Determine the vector of the log posterior odds  $O_{ij}^{\text{post}} = O_{ij} + O_{ij}^p$  for all rows  $i \in I_j$ . Joint sampling of  $\delta_{ij} | \tau_j, \cdot$  is easily vectorized:

(I-c1) Propose  $\delta_{ij}^{\text{new}} = 1 - \delta_{ij}$  for  $i \in I_j$ .

(I-c2) Draw a vector of  $|I_j|$  random variables  $U_i \sim \mathcal{U}[0, 1]$ , indexed by  $i \in I_j$ .

(I-c3) For all rows  $i \in I_j$ , where  $\delta_{ij} = 0$ , accept the proposal  $\delta_{ij}^{\text{new}} = 1$ , iff  $\log U_i \leq O_{ij}^{\text{post}}$ ;

(I-c4) For all rows  $i \in I_j$ , where  $\delta_{ij} = 1$ , accept the proposal  $\delta_{ij}^{\text{new}} = 0$ , iff  $\log U_i \leq -O_{ij}^{\text{post}}$ .

Using, respectively, (B.30) and (B.32), the expression for  $O_{ij}$  in (B.37) is easily derived. Since the indicators in column  $j$  are independent given  $\tau_j$ , Step (I-c) is based on  $|I_j|$  independent Metropolis-Hastings (MH) steps each of which proposes to update  $\delta_{ij}$  by flipping the indicator, i.e.  $\delta_{ij}^{\text{new}} = 1 - \delta_{ij}$ .<sup>22</sup> It easy to verify that the acceptance rules formulated in Step (I-c3) and (I-c4) are equivalent to the more conventional rule to accept  $\delta_{ij}^{\text{new}}$  with probability

$$\min \left\{ 1, \frac{\Pr(\delta_{ij}^{\text{new}} | \boldsymbol{\delta}_{i,-j}, \tau_j, \tilde{\mathbf{y}}_i, \mathbf{f})}{\Pr(\delta_{ij} | \boldsymbol{\delta}_{i,-j}, \tau_j, \tilde{\mathbf{y}}_i, \mathbf{f})} \right\} = \min \left\{ 1, \exp(O_{ij}^{\text{post}}) \right\}.$$

**Algorithm 7.** To compute all relevant posterior moments in (B.37) simultaneously for all rows  $\{i_1, \dots, i_n\}$ , proceed as follows:

- (a) Set the indicator  $\delta_{i_l,j} = 1$  in each row  $i_l \in \{i_1, \dots, i_n\}$ . Reorder the columns of the factor loading matrix in such a way, that the  $j$ th column appears last. This is simply done by permuting the column of  $\mathbf{F}$  appropriately before defining  $\mathbf{X}_{i_l}^{\delta}$ .<sup>23</sup>

<sup>22</sup> Alternatively, a Gibbs step may be used, i.e. set  $\delta_{ij}^{\text{new}} = 1$ , iff  $\log(U_i/(1 - U_i)) \leq O_{ij}^{\text{post}}$ , otherwise  $\delta_{ij}^{\text{new}} = 0$ . However, simulation experiments indicate that the MH step is more efficient.

<sup>23</sup> While the fractional prior is not affected by this, it might be necessary to reorder the prior mean and the prior covariance matrix for the standard prior.

- (b) Set up the information matrix  $\mathbf{P}$  and the covector  $\mathbf{m}$  of the corresponding joint posterior of all nonzero factor loadings in the rows  $i_1, \dots, i_n$  as described in Algorithm 5. Compute the Cholesky decomposition  $\mathbf{L}$  of  $\mathbf{P}$  and the corresponding vector  $\mathbf{x}$  solving  $\mathbf{L}\mathbf{x} = \mathbf{m}$ .
- (c) Knowing  $\mathbf{L}$  and  $\mathbf{x}$ , a vectorized computation of the log likelihood ratio (B.36) for all rows  $i_l \in \{i_1, \dots, i_n\}$  is possible. The posterior moments  $C_{i_l, T}^1$  are directly available from the appropriate sub vectors  $\mathbf{x}_{i_l}$  of  $\mathbf{x}$ , defined in (B.27). When we switch from  $\delta_{i_l, j} = 1$  to a model where  $\delta_{i_l, j} = 0$ , then for the fractional prior

$$C_{i_l, T}^0 = C_{i_l, T}^1 + \frac{1-b}{2}(x_{i_l}^*)^2, \quad (\text{B.40})$$

where  $x_{i_l}^* = (\mathbf{x}_{i_l})_{q_{i_l}}$  is the last element of  $\mathbf{x}_{i_l}$ , while for the standard prior,

$$C_{i_l, T}^0 = C_{i_l, T}^1 + \frac{1}{2}(x_{i_l}^*)^2. \quad (\text{B.41})$$

Furthermore,

$$0.5 \log(|\mathbf{B}_{i_l, T}^1|/|\mathbf{B}_{i_l, T}^0|) = -\log L_{i_l}^*, \quad (\text{B.42})$$

where  $L_{i_l}^* = (\mathbf{L}_{i_l})_{q_{i_l}, q_{i_l}}$  is the last diagonal element of the submatrix  $\mathbf{L}_{i_l}$ . Therefore,

$$D_{ij} = -\log L_{i_l}^* - 0.5 \log B_{i_0, jj}.$$

*Derivation of Step (c).* When we switch from a model where all indicator  $\delta_{i_1, j} = \dots = \delta_{i_n, j} = 1$  are equal to one to a model where all indicators  $\delta_{i_1, j} = \dots = \delta_{i_n, j} = 0$  are zero, then the information matrix  $\mathbf{P}^0$  and the covector  $\mathbf{m}^0$  of the joint posterior of the remaining nonzero factor loadings is obtained from  $\mathbf{P}$  and  $\mathbf{m}$  simply by deleting all rows and columns corresponding to  $\delta_{i_1, j}, \dots, \delta_{i_n, j}$ , and the Cholesky decomposition  $\mathbf{L}^0$  of  $\mathbf{P}^0$  is obtained from  $\mathbf{L}$  in the same way. Also the vector  $\mathbf{x}^0$  solving  $\mathbf{L}^0 \mathbf{x}^0 = \mathbf{m}^0$  is obtained from  $\mathbf{x}$  simply by deleting the rows corresponding to  $\delta_{i_1, j}, \dots, \delta_{i_n, j}$ . This last result is easily seen by considering the subsystem  $\mathbf{L}_{i_l} \mathbf{x}_{i_l} = \mathbf{m}_{i_l, T}^{\delta}$  corresponding to the  $i_l$ th row. Because

$$\mathbf{L}_{i_l} = \begin{pmatrix} \mathbf{L}_{i_l}^0 & \mathbf{O} \\ \mathbf{l}_{i_l} & (\mathbf{L}_{i_l})_{q_{i_l}, q_{i_l}} \end{pmatrix} = \begin{pmatrix} \mathbf{L}_{i_l}^0 & \mathbf{O} \\ \mathbf{l}_{i_l} & L_{i_l}^* \end{pmatrix}, \quad (\text{B.43})$$

we obtain  $\mathbf{L}_{i_l}^0 \mathbf{x}_{i_l}^0 = \mathbf{m}_{i_l}^0$ , where  $\mathbf{x}_{i_l}^0$  is obtained from  $\mathbf{x}_{i_l}$  by deleting the  $q_{i_l}$ th element  $x_{i_l}^* = (\mathbf{x}_{i_l})_{q_{i_l}}$ . Hence,  $\mathbf{x}_{i_l}^0$  defines the desired subvector of  $\mathbf{x}^0$  to compute  $C_{i_l, T}^0$  as in (B.27). Since  $(\mathbf{x}_{i_l}^0)' \mathbf{x}_{i_l}^0 = \mathbf{x}_{i_l}' \mathbf{x}_{i_l} - (\mathbf{x}_{i_l})_{q_{i_l}}^2$  we obtain from (B.21) that (B.40) and (B.41) hold. Note, however, that this simple relationship would not hold without reordering the columns as described above.

Finally, to compute the log likelihood ratio for a standard prior, the ratio of the determinants  $|\mathbf{B}_{i_l, T}^1|/|\mathbf{B}_{i_l, T}^0|$  is required. Since the lower triangular matrices  $\mathbf{L}_{i_l}$  and  $\mathbf{L}_{i_l}^0$  are, respectively, the Cholesky decomposition of  $(\mathbf{B}_{i_l, T}^1)^{-1}$  and  $(\mathbf{B}_{i_l, T}^0)^{-1}$ , we obtain:

$$1/|\mathbf{B}_{i_l, T}^1|^{1/2} = |(\mathbf{B}_{i_l, T}^1)^{-1}|^{1/2} = |\mathbf{L}_{i_l}|, \quad (\text{B.44})$$

where  $|\mathbf{L}_{i_l}|$  is the product of the diagonal elements of  $\mathbf{L}_{i_l}$ . Computing  $|\mathbf{B}_{i_l, T}^0|$  in the same way and using (B.43) proves (B.42).

## B.2 Designing MCMC steps for econometric identification

GLT structure are an example of a sparse confirmatory factor model, where a structure is imposed on the unknown indicator matrix apriori in order to resolve rotational invariance up to trivial rotations. The designer MCMC scheme introduced in Algorithm 1 includes a number of steps that are highly relevant to achieve identification for a GLT structure with an unknown number of factors. This subsection provides full details for these steps.

### B.2.1 Forcing an unordered GLT structure during MCMC sampling

Assume that an indicator matrix  $\delta$  with  $m$  (not necessarily nonzero) rows and  $r_+$  nonzero columns is given. Both Step (L) and Step (R) as well as initialisation of Algorithm 1 discussed in Subsection B.2.4 involve choosing a leading index  $l_j$  in a particular column  $j$  of  $\delta$ , conditional on holding the leading indices  $\mathbf{l}_{-j}$  outside of column  $j$  fixed. An obvious requirement is that  $\mathbf{l}_{-j}$  itself defines an unordered GLT structure with  $r_+ - 1$  columns.

The leading index  $l_j$  cannot be chosen arbitrarily, but is constrained to a subset of  $\{1, \dots, n\}$  that depends on  $\mathbf{l}_{-j}$ . A minimum requirement is that  $l_j$  is different from the leading indices in  $\mathbf{l}_{-j}$ . This would lead to choosing  $l_j$  from the set  $\{i : 1 \leq i \leq m, i \neq \mathbf{l}_{-j}\}$ . While Algorithm 1 could be based on this choice, for  $r_+ > 1$  this leads to indicator matrices  $\delta$  with leading indices  $\mathbf{l} = (l_j, \mathbf{l}_{-j})$  that never can satisfy the row deletion property **AR** with  $r = r_+$  or the more general condition **TS** for a given  $S$ , regardless of what values are assigned to the remaining indicators, see Subsection 2.2,

To avoid such indicator matrices  $\delta$ , the stronger constraint is introduced that the leading indices  $\mathbf{l} = (l_j, \mathbf{l}_{-j})$  satisfy condition **GLT-TS** given in (9) for a given  $S$  with  $r = r_+$ :

$$\mathcal{L}_S(\mathbf{l}_{-j}) := \{i : 1 \leq i \leq m - S - 2, \mathbf{l} = (i, \mathbf{l}_{-j}) \text{ satisfies } \mathbf{GLT-TS} \text{ for } S\}. \quad (\text{B.45})$$

If we check **GLT-AR** for known number of factors  $r$ , then  $S = 0$ . If we check **GLT-TS** for a matrix with  $r_+$  nonzero columns, where  $r$  is unknown, then  $S$  is the maximum degree of overfitting. Note that  $S$  reduces the number of available measurements for extended variance identification.

It is possible to derive the elements of  $\mathcal{L}_S(\mathbf{l}_{-j})$  explicitly, as explained in the following. A necessary condition for definition (B.45) is that  $\mathbf{l}_{-j}$  satisfies **GLT-TS** with  $r = r_+ - 1$ , hence for every  $l_k \in \mathbf{l}_{-j}$ :

$$m - S - 2 - l_k \geq 2(r_+ - 1 - z_k) = 2(r_+ - (z_k + 1)), \quad (\text{B.46})$$

where  $z_k$  is the rank of  $l_k$  in the ordered sequence  $l_{(1)} < \dots < l_{(r_+-1)}$ . When adding  $l_j$ , we have to ensure that  $\mathbf{l} = (l_j, \mathbf{l}_{-j})$  obeys condition **GLT-TS** with  $r = r_+$ , i.e.

$$m - S - 2 - l_k \geq 2(r_+ - z_k^{\text{new}}). \quad (\text{B.47})$$

If  $l_j < l_k$ , then  $z_k^{\text{new}} = z_k + 1$  increases and (B.46) implies that (B.47) holds. However, if  $l_j > l_k$ , then  $z_k^{\text{new}} = z_k$  and condition (B.47) might be violated because the number of columns increases. This implies an upper limit  $l_{\max}$  for the position of  $l_j$ . If we determine the largest leading index  $l_{k_0} \in \mathbf{l}_{-j}$  for which (B.47) holds without changing the rank (i.e.  $z_{k_0}^{\text{new}} = z_{k_0}$ ), then the rank of  $l_j$  can be at most  $z_{k_0} + 1$ , hence  $l_{\max} = m - S - 2(r_+ - z_{k_0} + 2)$ . The elements of  $\mathcal{L}_S(\mathbf{l}_{-j})$  are then given by all rows between  $\{1, \dots, l_{\max}\}$  which are not occupied by any other leading index. This set has cardinality  $|\mathcal{L}_S(\mathbf{l}_{-j})| = l_{\max} - z_{k_0}$ .

Table B.1: Probabilities  $p_{split}(r_{sp})$  and  $p_{merge}(r_{sp})$  to propose, respectively, a split and a merge move as a function of  $r_{sp}$  and  $\min(k - r, S)$ .

	$p_{split}(r_{sp})$	$p_{merge}(r_{sp})$
$r_{sp} = 0, \min(k - r, S) = 0$	0	0
$r_{sp} = 0, \min(k - r, S) > 0$	$p_0$	0
$r_{sp} = \min(k - r, S) > 0$	0	1
$0 < r_{sp} < \min(k - r, S)$	$p_s$	$1 - p_s$

### B.2.2 Details on split and merge moves for overfitting models

This subsection provides more details concerning the split and merge move implemented in Step (R) of Algorithm 1. Let  $S$  be the maximum degree of overfitting and let  $k$  be the maximum number of factors.

**Proposing split or merge moves.** Let  $r = \sum_{j=1}^k \mathbb{I}(d_j > 1)$  be the current number of “active” columns with at least two nonzero in the indicator matrix. If  $r = k$ , then no split/merge move is possible; otherwise, a split or a merge move that leaves  $r$  unchanged is selected. Let  $j_0$  and  $r_{sp}$  be, respectively, the current number of zero and of spurious columns, which are related through  $j_0 = k - r - r_{sp}$  and let  $k_0 = \min(j_0, S - r_{sp}) = \min(k - r, S) - r_{sp}$  be the maximum number of additional spurious columns that could be introduced. The probability  $p_{split}(r_{sp})$  of a split move is zero for  $k_0 = 0$ , equal to a tuning parameter  $p_0 \in (0, 1)$  for  $r_{sp} = 0$ , and equal to a tuning parameter  $p_s \in (0, 1)$  for  $r_{sp} > 0$ . Note that  $p_0$  is the probability of introducing a spurious column for a loading matrix without spurious columns, while  $p_s$  is the probability of introducing a spurious column, if one already exists. The probability  $p_{merge}(r_{sp})$  of a merge move is zero for  $r_{sp} = 0$ , equal to one for  $k_0 = 0$ , and equal to  $1 - p_s$  for  $k_0 > 0$ . Table B.1 expresses  $p_{split}(r_{sp})$  and  $p_{merge}(r_{sp})$  as a function of  $r_{sp}$  and  $\min(k - r, S)$ .

**Designing the split move.** Let  $\mathbf{l}$  be the leading indices of all  $r_+ = r + r_{sp}$  nonzero columns. Updating is based on the assumption that the  $r_+$  nonzero columns of the current indicator matrix satisfy **GLT-TS**. In a split move, one of the  $j_0$  zero columns is chosen randomly and turned into a spurious column. With  $j$  being the corresponding column index, a leading index  $l_j$  is selected randomly from the set  $\mathcal{L}_S(\mathbf{l})$  introduced in Subsection B.2.1. This guarantees that the proposed leading indices  $\mathbf{l}^{\text{sp}} = (l_j, \mathbf{l})$  satisfy condition **GLT-TS** with  $r_+ = r + r_{sp} + 1$  and avoids proposing GLT structures that never can satisfy condition **TS** which is essential for identifying spurious columns.

The indicator  $\delta_{l_j, j}^{\text{sp}} = 1$  is the only nonzero element in column  $j$  and the corresponding spurious factor loading  $\beta_{l_j, j}^{\text{sp}}$  is obtained by splitting the variance  $\sigma_{l_j}^2$  between  $(\sigma_{l_j}^2)^{\text{sp}}$  and  $\beta_{l_j, j}^{\text{sp}}$  as explained in Subsection 3.2.2. This is achieved by sampling  $U$  from a distribution with support  $[-1, 1]$  and defining:

$$\beta_{l_j, j}^{\text{sp}} = U \sqrt{\sigma_{l_j}^2}, \quad (\sigma_{l_j}^2)^{\text{sp}} = (1 - U^2) \sigma_{l_j}^2. \quad (\text{B.48})$$

Given  $\beta_{l_j, j}^{\text{sp}}$  and  $(\sigma_{l_j}^2)^{\text{sp}}$ , new factors  $f_{jt}^{\text{sp}}$  are proposed for the spurious column  $j$ , independently for  $t = 1, \dots, T$ , from the conditional density  $p(f_{jt}^{\text{sp}} | \mathbf{f}_{t, -j}, \beta_{l_j, \cdot}^{\text{sp}}, (\sigma_{l_j}^2)^{\text{sp}}, y_{l_j, t})$  which takes a simple form, see (B.49). In addition, a new hyperparameter  $\tau_j^{\text{sp}}$  is sampled from  $\tau_j^{\text{sp}} | \boldsymbol{\delta}^{\text{sp}} \sim \mathcal{B}(a_0 + 1, b_0 + m - 1)$ .

**Designing the merge move.** The merge move is obtained by reversing the split move. Let  $j$  be one of the  $r_{sp}$  spurious columns, with a single nonzero factor loading  $\beta_{l_j,j}^{\text{sp}}$  in row  $l_j$ . Deleting the spurious column determines the values of  $\sigma_{l_j}^2$  and  $U$  in the following way:

$$\sigma_{l_j}^2 = (\beta_{l_j,j}^{\text{sp}})^2 + (\sigma_{l_j}^2)^{\text{sp}}, \quad U = \frac{\beta_{l_j,j}^{\text{sp}}}{\sqrt{(\beta_{l_j,j}^{\text{sp}})^2 + (\sigma_{l_j}^2)^{\text{sp}}}},$$

while  $\beta_{l_j,j} = 0$  and  $\delta_{l_j,j} = 0$ . Since column  $j$  is turned into a zero column, new factors  $f_{jt} \sim N(0, 1)$  are proposed from the prior for all  $t = 1, \dots, T$  and a new hyperparameter  $\tau_j$  is sampled from  $\tau_j | \delta \sim \mathcal{B}(a_0, b_0 + m)$ .

**Proposing factors in a spurious column.** Whenever a new spurious column  $j$  is proposed, new factors  $\mathbf{f}_{j,\cdot}^{\text{sp}} = (f_{j1}^{\text{sp}}, \dots, f_{jT}^{\text{sp}})$  are proposed at the same time, while holding the factors  $\mathbf{f}_{t,-j}$ ,  $t = 1, \dots, T$ , in all other columns fixed. Draws of  $f_{jt}^{\text{sp}}$  are available within our MCMC scheme, however, they were obtained from the prior  $f_{jt} \sim N(0, 1)$ , as column  $j$  was a zero column before splitting. Since  $y_{l_j,t}$  is a measurement that contains information about  $f_{jt}^{\text{sp}}$  in a spurious column, its likelihood can be combined with the prior to define the conditional posterior density  $p(f_{jt}^{\text{sp}} | \mathbf{f}_{t,-j}, \beta_{l_j,\cdot}^{\text{sp}}, (\sigma_{l_j}^2)^{\text{sp}}, y_{l_j,t})$  of  $f_{jt}^{\text{sp}}$  given  $y_{l_j,t}$ . This density is then used as a proposal for  $f_{jt}^{\text{sp}}$ .

It is easy to verify from the filter given in (B.16) that for a spurious column  $j$  with leading element  $\beta_{l_j,j}^{\text{sp}}$ , the conditional density  $p(f_{jt}^{\text{sp}} | \mathbf{f}_{t,-j}, \beta_{l_j,\cdot}^{\text{sp}}, (\sigma_{l_j}^2)^{\text{sp}}, y_{l_j,t})$  of  $f_{jt}^{\text{sp}}$  is given by:

$$f_{jt}^{\text{sp}} | y_{l_j,t}, \cdot \sim N(E_{jt}^{\text{sp}}, V_j^{\text{sp}}), \quad (\text{B.49})$$

$$V_j^{\text{sp}} = \left(1 + \frac{(\beta_{l_j,j}^{\text{sp}})^2}{(\sigma_{l_j}^2)^{\text{sp}}}\right)^{-1} = \frac{(\sigma_{l_j}^2)^{\text{sp}}}{(\sigma_{l_j}^2)^{\text{sp}} + (\beta_{l_j,j}^{\text{sp}})^2}, \quad E_{jt}^{\text{sp}} = \frac{V_j^{\text{sp}} \beta_{l_j,j}^{\text{sp}}}{(\sigma_{l_j}^2)^{\text{sp}}} \tilde{y}_{l_j,t} = \frac{\beta_{l_j,j}^{\text{sp}}}{(\sigma_{l_j}^2)^{\text{sp}} + (\beta_{l_j,j}^{\text{sp}})^2} \tilde{y}_{l_j,t},$$

where the pseudo outcome  $\tilde{y}_{l_j,t}$  is given by  $\tilde{y}_{l_j,t} = y_{l_j,t} - \beta_{l_j,-j} \mathbf{f}_{t,-j}$ . Using (B.48), we obtain the simple expressions for the posterior moments in (B.49) in terms of  $\sigma_{l_j}^2$  and  $U$ :

$$V_j^{\text{sp}} = \frac{(\sigma_{l_j}^2)^{\text{sp}}}{(\sigma_{l_j}^2)^{\text{sp}} + (\beta_{l_j,j}^{\text{sp}})^2} = 1 - U^2, \quad E_{jt}^{\text{sp}} = \frac{\beta_{l_j,j}^{\text{sp}}}{(\sigma_{l_j}^2)^{\text{sp}} + (\beta_{l_j,j}^{\text{sp}})^2} \tilde{y}_{l_j,t} = \frac{U}{\sqrt{\sigma_{l_j}^2}} \tilde{y}_{l_j,t}.$$

**Computing the acceptance ratio.** Suppose that the current indicator matrix has  $r_{sp}$  spurious columns and a split or a merge move has been used to change column  $j$ . The acceptance probability for a split move reads  $\min(1, A_{\text{split}})$ , where:

$$A_{\text{split}} = \text{prior ratio} \times \text{likelihood ratio} \times \text{proposal ratio} \times |\text{Jacobian}|.$$

Since split and merge moves are a reversible pair, this also determines the acceptance rate for a merge move.

The Jacobian of the transformation from  $(\sigma_{l_j}^2, U)$  to  $((\sigma_{l_j}^2)^{\text{sp}}, \beta_{l_j,j}^{\text{sp}})$  in (B.48) is surprisingly simple and is given by:

$$|\text{Jacobian}| = \left| \frac{\partial((\sigma_{l_j}^2)^{\text{sp}}, \beta_{l_j,j}^{\text{sp}})}{\partial(\sigma_{l_j}^2, U)} \right| = \left| \begin{array}{cc} 1 - U^2 & -2\sigma_{l_j}^2 \cdot U \\ \frac{U}{2\sqrt{\sigma_{l_j}^2}} & \sqrt{\sigma_{l_j}^2} \end{array} \right| = \sqrt{\sigma_{l_j}^2}.$$

The proposal ratio reads:

$$\text{proposal ratio} = \frac{1}{g(U)} \times \frac{q_{\text{merge}}(\boldsymbol{\delta}|\boldsymbol{\delta}^{\text{sp}})}{q_{\text{split}}(\boldsymbol{\delta}^{\text{sp}}|\boldsymbol{\delta})} \times \prod_{t=1}^T \frac{p(f_{jt})}{p(f_{jt}|\mathbf{f}_{t,-j}, \boldsymbol{\beta}_{l_j,\cdot}^{\text{sp}}, (\sigma_{l_j}^2)^{\text{sp}}, y_{l_j,t})} \times \frac{p(\tau_j|\boldsymbol{\delta})}{p(\tau_j^{\text{sp}}|\boldsymbol{\delta}^{\text{sp}})}, \quad (\text{B.50})$$

where  $f_{jt}^{\text{sp}}$  is proposed from  $q(f_{jt}^{\text{sp}}|\delta_{l_j,j}^{\text{sp}} = 1) = p(f_{jt}^{\text{sp}}|\mathbf{f}_{t,-j}, \boldsymbol{\beta}_{l_j,\cdot}^{\text{sp}}, (\sigma_{l_j}^2)^{\text{sp}}, y_{l_j,t})$  and  $\tau_j^{\text{sp}}$  is proposed from  $q(\tau_j^{\text{sp}}|\delta_{l_j,j}^{\text{sp}} = 1) = p(\tau_j^{\text{sp}}|\boldsymbol{\delta}^{\text{sp}})$  in a split move. In the reverse merge move,  $f_{jt}$  is proposed from  $q(f_{jt}|\delta_{l_j,j} = 0) = p(f_{jt})$  and  $\tau_j$  is proposed from  $q(\tau_j|\delta_{l_j,j} = 0) = p(\tau_j|\boldsymbol{\delta})$ .

The proposal density for  $\boldsymbol{\delta}^{\text{sp}}$  given  $\boldsymbol{\delta}$  in a split move reads:

$$q_{\text{split}}(\boldsymbol{\delta}^{\text{sp}}|\boldsymbol{\delta}) = \frac{p_{\text{split}}(r_{\text{sp}})}{|\mathcal{L}_S(1)|(\min(k-r, S) - r_{\text{sp}})},$$

where  $|\mathcal{L}_S(1)|$  is the cardinality of  $\mathcal{L}_S(1)$  whereas the proposal density for  $\boldsymbol{\delta}$  given  $\boldsymbol{\delta}^{\text{sp}}$  in the reverse merge move simplifies to:

$$q_{\text{merge}}(\boldsymbol{\delta}|\boldsymbol{\delta}^{\text{sp}}) = \frac{p_{\text{merge}}(r_{\text{sp}} + 1)}{r_{\text{sp}} + 1},$$

see Table B.1 for the definition of  $p_{\text{split}}(r_{\text{sp}})$  and  $p_{\text{merge}}(r_{\text{sp}} + 1)$ .

When deriving the likelihood ratio and the prior ratio, one has to keep in mind that split and merge moves operate between the factor models (29) and (30) discussed in Subsection 3.2.2, conditional on the entire indicator matrix  $\boldsymbol{\delta}_{-(l_j,j)}$  except element  $\delta_{l_j,j}$ , all factor loadings  $\boldsymbol{\beta}_{l_j,-j}^{\boldsymbol{\delta}}$  except element  $\beta_{l_j,j}$ , all idiosyncratic variances except  $\sigma_{l_j}^2$ , and all factors  $\mathbf{f}_{t,-j}$  outside of column  $j$ , while we marginalize over  $\tau_j$ . Both the prior ratio and the likelihood ratio have to be derived conditional on this information set.

Prior (19) is marginalized over  $\tau_j$  to determine the prior ratio of  $\delta_{l_j,j}^{\text{sp}} = 1$  versus  $\delta_{l_j,j} = 0$  without conditioning on the hyperparameters, which are then proposed as described above. Hence, the prior ratio reads:

$$\text{prior ratio}_{\beta} \times \text{prior ratio}_{\sigma} \times \frac{\Pr(\delta_{l_j,j}^{\text{sp}} = 1|\boldsymbol{\delta}_{-(l_j,j)} = 0)}{\Pr(\delta_{l_j,j} = 0|\boldsymbol{\delta}_{-(l_j,j)} = 0)} \times \frac{p(\tau_j^{\text{sp}}|\delta_{l_j,j}^{\text{sp}} = 1, \boldsymbol{\delta}_{-(l_j,j)} = 0)}{p(\tau_j|\delta_{l_j,j} = 0, \boldsymbol{\delta}_{-(l_j,j)} = 0)}. \quad (\text{B.51})$$

The conditional priors  $p(\tau_j|\cdot)$  and  $p(\tau_j^{\text{sp}}|\cdot)$  in (B.51) cancel against the corresponding proposals in (B.50). The (marginalized) prior odds ratio is equal to:

$$\frac{\Pr(\delta_{l_j,j}^{\text{sp}} = 1|\boldsymbol{\delta}_{-(l_j,j)} = 0)}{\Pr(\delta_{l_j,j} = 0|\boldsymbol{\delta}_{-(l_j,j)} = 0)} = \frac{a_0}{b_0 + m - 1}.$$

Based on the inverted Gamma prior  $p_{IG}(\sigma_{l_j}^2)$  given by (21), prior ratio $_{\sigma}$  in (B.51) reads:

$$\text{prior ratio}_{\sigma} = \frac{p_{IG}((\sigma_{l_j}^2)^{\text{sp}})}{p_{IG}(\sigma_{l_j}^2)}. \quad (\text{B.52})$$

For a fractional prior (27), prior ratio $_{\beta}$  reads

$$\text{prior ratio}_{\beta} = \frac{p((\boldsymbol{\beta}_{l_j,\cdot}^{\boldsymbol{\delta}})^{\text{sp}}|(\sigma_{l_j}^2)^{\text{sp}}, \mathbf{f}^{\text{sp}}, b)}{p(\boldsymbol{\beta}_{l_j,\cdot}^{\boldsymbol{\delta}}|\sigma_{l_j}^2, \mathbf{f}, b)} = \frac{p(\tilde{\mathbf{y}}_{l_j}|\boldsymbol{\delta}_{l_j,\cdot}^{\text{sp}}, \boldsymbol{\beta}_{l_j,\cdot}^{\text{sp}}, (\sigma_{l_j}^2)^{\text{sp}}, \mathbf{f}^{\text{sp}})^{b_{cl_j}} c_{l_j}(\sigma_{l_j}^2, \mathbf{f}, b)}{p(\tilde{\mathbf{y}}_{l_j}|\boldsymbol{\delta}_{l_j,\cdot}, \boldsymbol{\beta}_{l_j,\cdot}, (\sigma_{l_j}^2), \mathbf{f})^{b_{cl_j}} c_{l_j}((\sigma_{l_j}^2)^{\text{sp}}, \mathbf{f}^{\text{sp}}, b)}$$

and involves the normalising constants of the fractional prior defined in (B.31). For the standard prior (25), prior ratio $_{\beta}$  simplifies to:

$$\text{prior ratio}_{\beta} = p(\beta_{l_j,j}^{\text{sp}} | \beta_{l_j,-j}^{\delta}, (\sigma_{l_j}^2)^{\text{sp}}) \times \frac{p(\beta_{l_j,-j}^{\delta} | (\sigma_{l_j}^2)^{\text{sp}})}{p(\beta_{l_j,-j}^{\delta} | \sigma_{l_j}^2)}. \quad (\text{B.53})$$

Since split and merge moves operate in the latent variable formulation of the factor model, and move between the factor models (29) and (30), the corresponding complete data likelihood ratio has to be considered which reads:

$$\text{likelihood ratio} = \frac{p(\tilde{\mathbf{y}}_{l_j} | \delta_{l_j,\cdot}^{\text{sp}}, \beta_{l_j,\cdot}^{\text{sp}}, (\sigma_{l_j}^2)^{\text{sp}}, \mathbf{f}^{\text{sp}})^{(1-b^*)}}{p(\tilde{\mathbf{y}}_{l_j} | \delta_{l_j,\cdot}, \beta_{l_j,\cdot}, (\sigma_{l_j}^2), \mathbf{f})^{(1-b^*)}} \prod_{t=1}^T \frac{p(f_{jt}^{\text{sp}} | \mathbf{f}_{t,-j}, \beta_{l_j,\cdot}^{\text{sp}}, (\sigma_{l_j}^2)^{\text{sp}})}{p(f_{jt} | \mathbf{f}_{t,-j})}, \quad (\text{B.54})$$

where  $b^* = 0$  for the standard prior. For the fractional prior, the missing fraction  $b^* = b$  appears in prior ratio $_{\beta}$  and can be moved to the likelihood ratio, while changing prior ratio $_{\beta}$  to:

$$\text{prior ratio}_{\beta} = \frac{c_{l_j}(\sigma_{l_j}^2, \mathbf{f}, b)}{c_{l_j}((\sigma_{l_j}^2)^{\text{sp}}, \mathbf{f}^{\text{sp}}, b)}. \quad (\text{B.55})$$

Hence, we can set  $b^* = 0$  in (B.54) for both priors. Although not obvious at first sight, the likelihood ratio cancels against the proposal ratio for the factors and therefore both terms drop from the acceptance rate. This can be verified by applying a well-known identity to the denominator:<sup>24</sup>

$$\begin{aligned} & \prod_{t=1}^T \frac{p(y_{l_j,t} | f_{jt}^{\text{sp}}, \delta_{l_j,j} = 1, \beta_{l_j,\cdot}^{\text{sp}}, (\sigma_{l_j}^2)^{\text{sp}}, \mathbf{f}_{t,-j}, \delta_{l_j,-j}) p(f_{jt}^{\text{sp}} | \delta_{l_j,j}^{\text{sp}} = 1, \beta_{l_j,\cdot}^{\text{sp}}, (\sigma_{l_j}^2)^{\text{sp}}, \mathbf{f}_{t,-j}, \delta_{l_j,-j})}{p(y_{l_j,t} | \delta_{l_j,j} = 0, \beta_{l_j,\cdot}, (\sigma_{l_j}^2), \mathbf{f}_{t,-j}, \delta_{l_j,-j}) p(f_{jt} | \delta_{l_j,j} = 0, \mathbf{f}_{t,-j}, \delta_{l_j,-j})} = \\ & \prod_{t=1}^T \frac{p(y_{l_j,t} | \delta_{l_j,j} = 1, \beta_{l_j,\cdot}^{\text{sp}}, (\sigma_{l_j}^2)^{\text{sp}}, \mathbf{f}_{t,-j}, \delta_{l_j,-j}) p(f_{jt}^{\text{sp}} | y_{l_j,t}, \delta_{l_j,j}^{\text{sp}} = 1, \beta_{l_j,\cdot}^{\text{sp}}, (\sigma_{l_j}^2)^{\text{sp}}, \mathbf{f}_{t,-j}, \delta_{l_j,-j})}{p(y_{l_j,t} | \delta_{l_j,j} = 0, \beta_{l_j,\cdot}, (\sigma_{l_j}^2), \mathbf{f}_{t,-j}, \delta_{l_j,-j}) p(f_{jt})} = \\ & \prod_{t=1}^T \frac{p(f_{jt}^{\text{sp}} | y_{l_j,t}, \delta_{l_j,j}^{\text{sp}} = 1, \beta_{l_j,\cdot}^{\text{sp}}, (\sigma_{l_j}^2)^{\text{sp}}, \mathbf{f}_{t,-j}, \delta_{l_j,-j})}{p(f_{jt})}, \end{aligned}$$

since the distribution  $p(y_{l_j,t} | \delta_{l_j,j} = 0, \beta_{l_j,\cdot}, (\sigma_{l_j}^2), \mathbf{f}_{t,-j}, \delta_{l_j,-j})$ , obtained from (29), is identical to the marginal distribution  $p(y_{l_j,t} | \delta_{l_j,j} = 1, \beta_{l_j,\cdot}, (\sigma_{l_j}^2), \mathbf{f}_{t,-j}, \delta_{l_j,-j})$  which is obtained from (30) after integrating over  $f_{jt}^{\text{sp}}$  as discussed in Subsection 3.2.2.

Collecting all terms together, a split move is accepted with probability  $\min(1, A_{\text{split}}(r_{sp}))$ , where:

$$A_{\text{split}}(r_{sp}) = \frac{\sqrt{\sigma_{l_j}^2} p_{\text{merge}}(r_{sp} + 1) \cdot |\mathcal{L}_S(\mathbf{l})| (\min(k - r, S) - r_{sp}) a_0}{g(U)(r_{sp} + 1) p_{\text{split}}(r_{sp}) (b_0 + m - 1)} \times \text{prior ratio}_{\beta} \times \text{prior ratio}_{\sigma},$$

where  $\mathbf{l}$  are the leading indices in  $\delta$  (before splitting). On the other hand, a merge move is accepted with probability  $\min(1, A_{\text{merge}}(r_{sp}))$ , where

$$A_{\text{merge}}(r_{sp}) = \frac{1}{A_{\text{split}}(r_{sp} - 1)},$$

<sup>24</sup>Apply following identity with  $x = y_{l_j,t}$ ,  $z = f_{jt}^{\text{sp}}$ , and  $\theta$  being the remaining parameters:

$$\frac{p(x|z, \theta) p(z|\theta)}{p(x|\theta, y)} = p(x|\theta)$$

and  $\mathbf{l} = \mathbf{l}_{-j}^{\text{sp}}$  are the leading indices in all nonzero columns of  $\delta$ , except column  $j$  (before merging).

**Simplifications for the standard prior.** For the standard prior, prior ratio $_{\beta}$  given in (B.53) simplifies to:

$$\text{prior ratio}_{\beta} = \frac{p_N(\beta_{l_j,j}^{\text{sp}}; 0, A_j(\sigma_{l_j}^2)^{\text{sp}})}{(1 - U^2)^{q_{l_j}/2}} \exp \left( -\frac{U^2 \|\beta_{l_j,-j}^{\delta}\|_2^2}{2\sigma_{l_j}^2 A_j(1 - U^2)} \right),$$

where  $A_j = B_{l_j,0,jj}$  is  $j$ th diagonal element of the prior covariance matrix  $\mathbf{B}_{l_j,0}$  and  $q_{l_j}$  is the number of nonzero elements in  $\beta_{l_j,-j}^{\delta}$ , since  $\beta_{l_j,\cdot}^{\delta} = \beta_{l_j,-j}^{\delta}$ . Furthermore, based on the inverted Gamma prior  $p_{IG}(\sigma_{l_j}^2)$  given by (21), prior ratio $_{\sigma}$  given in (B.52) simplifies to:

$$\text{prior ratio}_{\sigma} = \frac{1}{(1 - U^2)^{c_0+1}} \exp \left\{ -\frac{C_{l_j,0} U^2}{\sigma_{l_j}^2 (1 - U^2)} \right\}.$$

**Choosing a proposal density for  $U$ .** Given the fact that the sign of  $U$  is not relevant, it makes sense to choose proposals that are symmetric around 0. We investigated the following proposals for  $U$ :

- (a)  $U \sim \mathcal{U}[-1, 1]$  follows a uniform distribution on  $[-1, 1]$ .
- (b)  $U = -1 + 2Z$ , where  $Z \sim \mathcal{B}(u_0, v_0)$ , with the corresponding density  $g(u) = (1 + u)^{u_0-1}(1 - u)^{v_0-1} / (2^{u_0+v_0-1} B(u_0, v_0))$ . Choosing  $u_0 = v_0$  leads to a density that is symmetric around 0 and  $u_0 = v_0 = 1$  leads to the uniform distribution  $U \sim \mathcal{U}[-1, 1]$ .
- (c)  $U^2$  follows a uniform distribution on  $[0, 1]$ , with the corresponding density  $g(u) = |u|$  defined on  $[-1, 1]$ .
- (d)  $U^2 \sim \mathcal{B}(u_0, v_0)$  with the corresponding density  $g(u) = (u^2)^{u_0-1/2}(1 - u^2)^{v_0-1} / B(u_0, v_0)$  defined on  $[-1, 1]$ . Note that  $u_0 = 1/2, v_0 = 1$  leads to the uniform distribution  $\pm U \sim \mathcal{U}[-1, 1]$ .

We found that proposal (c) and (d) led to higher acceptance rates than the other proposals and worked with  $U^2 \sim \mathcal{B}(3, 1.5)$  as proposal for our case studies which implies a mode at  $\pm 0.9$  for the proposal density  $g(u)$ .

### B.2.3 Updating the leading indices in an unordered GLT structure

This subsection provides details on Step (L) of Algorithm 1, which was shortly discussed in Subsection 3.2.1. All steps assume that the current indicator matrix  $\delta$  satisfies **GLT-TS**. Four local moves are applied which are illustrated in Figure 2 in Subsection 3.2.1.

**Shifting the leading index.** A shift move is selected with probability  $p_{\text{shift}}$ . Let  $l_{\star}$  denote the index of the first nonzero row below  $l_j$ , i.e.  $\delta_{l_{\star},j} = 1, \delta_{ij} = 0, l_j < i < l_{\star}$  (define  $l_{\star} := m + 1$  for a spurious column with a single nonzero element). If  $l_{\star} > 2$ , then it is proposed to move the leading index  $l_j$  upwards or downwards, by proposing  $l_j^{\text{new}}$  randomly from the set  $\mathcal{M}(l_{\star}, \mathbf{l}_{-j}) = \{1, \dots, l_{\star} - 1\} \cap \mathcal{L}_S(\mathbf{l}_{-j})$ , see Subsection B.2.1 for a definition of  $\mathcal{L}_S(\mathbf{l}_{-j})$ . Sampling  $l_j^{\text{new}}$  from the set  $\mathcal{M}(l_{\star}, \mathbf{l}_{-j})$  guarantees that



**GLT-TS** holds for the new sequence of leading indices. If the set  $\mathcal{M}(l_*, \mathbf{1}_{-j})$  is empty, then no shift move is performed. Otherwise, given  $l_j^{\text{new}}$ , two indicators in column  $j$  are changed, namely  $\delta_{l_j^{\text{new}}, j}$  from zero to one and  $\delta_{l_j, j}^{\text{new}}$  from one to zero, while the remaining elements of  $\delta$  are unchanged. The new indicator matrix  $\delta^{\text{new}}$  is accepted with probability  $\min(1, \alpha_{\text{shift}})$ , where

$$\alpha_{\text{shift}} = \frac{\Pr(\delta_{l_j^{\text{new}}, j} = 1, \delta_{l_j, j} = 0 | \tilde{\mathbf{y}}_i, \mathbf{f}, \delta_{l_j, -j}, \delta_{l_j^{\text{new}}, -j}, \tau_j) q(l_j | l_j^{\text{new}}, l_*, \mathbf{1}_{-j})}{\Pr(\delta_{l_j^{\text{new}}, j} = 0, \delta_{l_j, j} = 1 | \tilde{\mathbf{y}}_i, \mathbf{f}, \delta_{l_j, -j}, \delta_{l_j^{\text{new}}, -j}, \tau_j) q(l_j^{\text{new}} | l_j, l_*, \mathbf{1}_{-j})}.$$

Since  $l_j^{\text{new}}$  is sampled from a set  $\mathcal{M}(l_*, \mathbf{1}_{-j})$  that does not depend on  $l_j$ , the proposal density is symmetric, i.e.  $q(l_j^{\text{new}} | l_*, \mathbf{1}_{-j}) = q(l_j | l_*, \mathbf{1}_{-j})$ , and cancels from  $\alpha_{\text{shift}}$ . Furthermore, the prior ratio cancels, since the indicators in different rows are conditionally independent given  $\tau_j$ :

$$\frac{\Pr(\delta_{l_j^{\text{new}}, j} = 1 | \tau_j) \Pr(\delta_{l_j, j} = 0 | \tau_j)}{\Pr(\delta_{l_j^{\text{new}}, j} = 0 | \tau_j) \Pr(\delta_{l_j, j} = 1 | \tau_j)} = \frac{\tau_j(1 - \tau_j)}{(1 - \tau_j)\tau_j} = 1.$$

Therefore:

$$\alpha_{\text{shift}} = \exp(O_{l_j^{\text{new}}, j} - O_{l_j, j}),$$

with  $O_{ij}$  being the log likelihood ratio of  $\delta_{ij} = 1$  versus  $\delta_{ij} = 0$  defined in (B.35). This move is a local move that does not change the number of nonzero elements  $d_j$  in column  $j$ .

**Switching leading indices.** This move is selected with probability  $p_{\text{switch}}$ . A nonzero column  $l \neq j$  is selected randomly and all indicators between (and including) row  $l_j$  and  $l_l$  that are different are switched between the two columns, i.e.  $\delta_{ij}^{\text{new}} = 1 - \delta_{ij}$  and  $\delta_{il}^{\text{new}} = 1 - \delta_{il}$  for all  $i \in \mathcal{S}_{j,l} = \{i : \min(l_l, l_j) \leq i \leq \max(l_l, l_j), \delta_{ij} \neq \delta_{il}\}$ .

This move, which is performed only if  $r_+ > 1$ , switches the leading elements between the two columns and preserves condition **GLT-TS**. Since the corresponding proposal density satisfies  $q(\delta^{\text{new}} | \delta) = q(\delta | \delta^{\text{new}})$ ,  $\delta^{\text{new}}$  is accepted with probability  $\min(1, \alpha_{\text{switch}})$ , where

$$\alpha_{\text{switch}} = \prod_{i \in \mathcal{S}_{j,l}} \frac{p(\delta_{ij}^{\text{new}}, \delta_{il}^{\text{new}} | \delta_{i, -(j,l)}, \tau_j, \tau_l, \tilde{\mathbf{y}}_i, \mathbf{f})}{p(\delta_{ij}, \delta_{il} | \delta_{i, -(j,l)}, \tau_j, \tau_l, \tilde{\mathbf{y}}_i, \mathbf{f})}.$$

To simplify notation, subsequently, we omit the conditioning arguments. If  $\delta_{ij} = 0$  (and consequently  $\delta_{il} = 1$ ), then we obtain:

$$\begin{aligned} \frac{\Pr(\delta_{ij}^{\text{new}} = 1, \delta_{il}^{\text{new}} = 0 | \cdot)}{\Pr(\delta_{ij} = 0, \delta_{il} = 1 | \cdot)} &= \frac{\Pr(\delta_{ij}^{\text{new}} = 1, \delta_{il}^{\text{new}} = 0 | \cdot) \Pr(\delta_{ij} = 0, \delta_{il}^{\text{new}} = 0 | \cdot)}{\Pr(\delta_{ij} = 0, \delta_{il}^{\text{new}} = 0 | \cdot) \Pr(\delta_{ij} = 0, \delta_{il} = 1 | \cdot)} = \\ \frac{\Pr(\delta_{ij}^{\text{new}} = 1 | \delta_{il} = 0, \cdot) \Pr(\delta_{il}^{\text{new}} = 0 | \delta_{ij} = 0, \cdot)}{\Pr(\delta_{ij} = 0 | \delta_{il} = 0, \cdot) \Pr(\delta_{il} = 1 | \delta_{ij} = 0, \cdot)} &= \exp(O_{ij|l}^{\text{post}} - O_{il|j}^{\text{post}}), \end{aligned}$$

where  $O_{i,j_1}^{\text{post}}$  is the log posterior odd of  $\delta_{i,j_1} = 1$  versus  $\delta_{i,j_1} = 0$  provided that the indicator  $\delta_{i,j_2} = 0$ . It can be obtained as the posterior odd  $O_{i,j_1}^{\text{post}}$  given in (B.34), with  $\delta_{i,j_2} = 0$  for both models. Therefore:

$$O_{ij|l}^{\text{post}} = \log \frac{\Pr(\delta_{ij} = 1 | \delta_{il} = 0, \cdot)}{\Pr(\delta_{ij} = 0 | \delta_{il} = 0, \cdot)}, \quad O_{il|j}^{\text{post}} = \log \frac{\Pr(\delta_{il} = 1 | \delta_{ij} = 0, \cdot)}{\Pr(\delta_{il} = 0 | \delta_{ij} = 0, \cdot)}.$$

On the other hand, if  $\delta_{ij} = 1$  (and consequently  $\delta_{il} = 0$ ), then

$$\begin{aligned} \frac{\Pr(\delta_{ij}^{\text{new}} = 0, \delta_{il}^{\text{new}} = 1|\cdot)}{\Pr(\delta_{ij} = 1, \delta_{il} = 0|\cdot)} &= \frac{\Pr(\delta_{ij}^{\text{new}} = 0, \delta_{il}^{\text{new}} = 1|\cdot)\Pr(\delta_{ij}^{\text{new}} = 0, \delta_{il} = 0|\cdot)}{\Pr(\delta_{ij}^{\text{new}} = 0, \delta_{il} = 0|\cdot)\Pr(\delta_{ij} = 1, \delta_{il} = 0|\cdot)} = \\ \frac{\Pr(\delta_{il}^{\text{new}} = 1|\delta_{ij} = 0, \cdot)\Pr(\delta_{ij}^{\text{new}} = 0|\delta_{il} = 0, \cdot)}{\Pr(\delta_{il} = 0|\delta_{ij} = 0, \cdot)\Pr(\delta_{ij} = 1|\delta_{il} = 0, \cdot)} &= \exp(O_{il|j}^{\text{post}} - O_{ij|l}^{\text{post}}). \end{aligned}$$

Therefore

$$\alpha_{\text{switch}} = \exp \left( \sum_{i \in \mathcal{S}_{j,l}: \delta_{ij}=0} (O_{ij|l}^{\text{post}} - O_{il|j}^{\text{post}}) + \sum_{i \in \mathcal{S}_{j,l}: \delta_{ij}=1} (O_{il|j}^{\text{post}} - O_{ij|l}^{\text{post}}) \right). \quad (\text{B.56})$$

Since the indicators in column  $j$  and  $l$  are independent given  $\tau_j$  and  $\tau_l$ , joint computation of the log posterior odds  $O_{ij}^{\text{post}}$  and  $O_{il}^{\text{post}}$  for all rows  $i \in \mathcal{S}_{j,l}$  is easily vectorized as in Subsection B.1.5.

This move allows changes in  $d_j$  and  $d_l$ , but leaves the overall number  $d$  of nonzero elements unchanged.

**Adding or deleting a leading index.** Finally, a reversible pair of moves is selected with probability  $1 - p_{\text{shift}} - p_{\text{switch}}$ . The add move introduces a new leading index  $l_j^{\text{new}}$  in a row above the current leading index  $l_j$  which is not occupied by the leading indices of the other columns. Hence,  $l_j^{\text{new}}$  is selected randomly from the set  $\mathcal{A}(l_j, \mathbf{1}_{-j}) = \{1, \dots, l_j - 1\} \cap \mathcal{L}_S(\mathbf{1}_{-j})$ , i.e.  $\delta_{l_j^{\text{new}}, j}^{\text{new}} = 1$ , while the remaining elements of  $\delta$  are unchanged (in particular  $\delta_{l_j, j}^{\text{new}} = \delta_{l_j, j} = 1$ ). An add move is only possible, if  $|\mathcal{A}(l_j, \mathbf{1}_{-j})| > 0$ .<sup>25</sup>

The corresponding reverse move is deterministic and deletes the current leading index  $l_j$ , making  $l_j^{\text{new}} = l_*$  the new leading index where  $l_*$  is the row index of the first nonzero element in  $\delta$  below  $l_j$ . Hence,  $\delta_{l_j, j}^{\text{new}} = 0$ , while all other elements of  $\delta$  remain unchanged. A delete move is only possible, if column  $j$  is not spurious,  $l_*$  is not leading in any other column (that is if  $\{l_*\} \in \mathcal{L}_S(\mathbf{1}_{-j})$ ) and for  $d_j = 2$  the current number of spurious columns is smaller than  $S$ .

If for the current  $\delta_{\cdot, j}$  neither an add nor a delete move is possible, then  $l_j$  remains unchanged. Otherwise, either an add or a delete move is selected with probability  $p_{\text{add}}(\delta)$  and  $1 - p_{\text{add}}(\delta)$ . If both add and delete moves are possible, then  $p_{\text{add}}(\delta) = p_a$ , with  $p_a$  being a tuning parameter; if only an add move is possible, then  $p_{\text{add}}(\delta) = 1$ , whereas  $p_{\text{add}}(\delta) = 0$ , if only a delete move is possible.

Note that whenever an add move is selected, the reverse delete move is always possible; and similarly, the reverse add move is always possible, whenever a delete move is selected. The acceptance probability for an add move is equal to  $\min(1, \alpha_{\text{add}})$ , with

$$\alpha_{\text{add}} = \frac{\Pr(\delta_{l_j^{\text{new}}, j}^{\text{new}} = 1|\cdot)q_{\text{del}}(\delta|\delta^{\text{new}})}{\Pr(\delta_{l_j^{\text{new}}, j}^{\text{new}} = 0|\cdot)q_{\text{add}}(\delta^{\text{new}}|\delta)} = \exp(O_{l_j^{\text{new}}, j}^{\text{post}}) \frac{|\mathcal{A}(l_j, \mathbf{1}_{-j})|(1 - p_{\text{add}}(\delta^{\text{new}}))}{p_{\text{add}}(\delta)},$$

where  $O_{ij}^{\text{post}}$  is the log posterior odd given in (B.34). The acceptance probability for the delete move is equal to  $\min(1, \alpha_{\text{del}})$ , with

$$\alpha_{\text{del}} = \frac{\Pr(\delta_{l_j, j}^{\text{new}} = 0|\cdot)q_{\text{add}}(\delta|\delta^{\text{new}})}{\Pr(\delta_{l_j, j}^{\text{new}} = 1|\cdot)q_{\text{del}}(\delta^{\text{new}}|\delta)} = \exp(-O_{l_j, j}^{\text{post}}) \frac{p_{\text{add}}(\delta^{\text{new}})}{|\mathcal{A}(l_j^{\text{new}}, \mathbf{1}_{-j})|(1 - p_{\text{add}}(\delta))}.$$

This move changes  $d_j$  and increases or decreases the overall number of nonzero elements by one.

<sup>25</sup>The number of rows in  $\mathcal{A}(l_j, \mathbf{1}_{-j})$  is equal to  $l_j - z_j$ , where  $z_j = \#\{l_{j'} \in \mathbf{1} : l_{j'} \leq l_j\}$  is the rank of  $l_j$  among the leading indices. Hence, an add move is possible, whenever  $l_j > z_j$ .

**Tuning parameters.** These four moves involve three tuning probabilities, namely  $p_{\text{shift}}$ ,  $p_{\text{switch}}$ , and  $p_a$ , with  $1 - p_{\text{shift}} - p_{\text{switch}} > 0$  and  $0 < p_a < 1$ .

#### B.2.4 Initialising Algorithm 1

To check the mixing of the MCMC chain, two (or more) independent runs with different initial values are performed. First, an initial values for the number of nonzero columns  $r_+$  of the factor loading matrix is chosen, by starting both with small values as well as with large values close to the maximum number of factors  $k$ . Alternatively, a random initial value  $r_+$  can be sampled uniformly from the set  $\{1, \dots, k\}$  or as  $\min(\max(\mathcal{P}(r_0), 1), k)$ , where  $\mathcal{P}(r_0)$  is a Poisson distribution with mean  $r_0$ .

Based on  $r_+$ , an initial value for the  $r_+$  nonzero columns of the indicator matrix  $\delta$  has to be selected. We use random initialization by allowing factor loadings below the leading element to be zero with positive probability  $p_0$ , e.g.  $p_0 = 0.5$ . Initial values for the leading indices  $l_1, \dots, l_{r_+}$  are chosen by first sampling  $l_1$  from  $\{1, \dots, u_1\}$ , where  $u_1$  is a small number, e.g. 5. Then for  $j = 2, \dots, r_+$ , we sample  $l_j$  from the set  $\mathcal{L}_{S_0}(\mathbf{l}_{-j})$  with  $\mathbf{l}_{-j} = \{l_1, \dots, l_{j-1}\}$  and  $S_0 = \max(p_0 \cdot m, S)$ .<sup>26</sup>

We draw at most 100 initial values  $\delta$  (including the leading indices) in this way, until a matrix  $\delta$  is obtained where the nonzero columns satisfy condition **CR** with  $r = r_+$ . If no such indicator matrix is found, then we add enough nonzero elements in each nonzero column (e.g., by setting  $\delta_{l_j+1,j} = 1, \dots, \delta_{l_j+3,j} = 1$ ) to ensure variance identification for the initial value.

Given the initial value  $\delta$ , an initial value for  $\phi$  is obtained by sampling  $\tau_1, \dots, \tau_k$  as in Step (H) of Algorithm 1. Finally, we perform a few (say 100) MCMC iterations in the confirmatory factor model corresponding to  $\delta$ , which is initialized by sampling the factors  $\mathbf{f}_1, \dots, \mathbf{f}_T$  from the prior:  $f_{jt} \sim N(0, 1)$ . While holding  $\delta$  fixed, we iterate between sampling the model parameters  $\beta$  and  $\sigma_1^2, \dots, \sigma_m^2$  as in Step (P) and sampling the factors  $\mathbf{f}_1, \dots, \mathbf{f}_T$  as in Step (F) of Algorithm 1. The resulting model parameters  $\beta$  and  $\sigma_1^2, \dots, \sigma_m^2$  serve as starting values for the full-blown MCMC scheme described in Algorithm 1.

### B.3 Details on boosting MCMC for sparse Bayesian factor models

This subsection provides further details for boosting MCMC in Step (A) of Algorithm 1. Boosting is based on moving from model (12) to following expanded model,

$$\tilde{\mathbf{f}}_t \sim N_k(\mathbf{0}, \Psi), \quad (\text{B.57})$$

$$\mathbf{y}_t = \tilde{\beta} \tilde{\mathbf{f}}_t + \epsilon_t, \quad \epsilon_t \sim N_m(\mathbf{0}, \Sigma), \quad (\text{B.58})$$

where  $\Psi = \text{Diag}(\Psi_1, \dots, \Psi_k)$  is diagonal. The relation between the two systems is given by following transformation:

$$\tilde{\mathbf{f}}_t = (\Psi)^{1/2} \mathbf{f}_t, \quad \tilde{\beta} = \beta(\Psi)^{-1/2}. \quad (\text{B.59})$$

Algorithm 8 summarizes the boosting step.

<sup>26</sup>Alternatively, we could start from a factor model obeying the triangular constraint  $(l_1, \dots, l_{r_+}) = (1, \dots, r_+)$ .

**Algorithm 8 (Implementing Step (A)).** Step (A) in Algorithm 1 is implemented in three steps:

- (A-a) Choose a (current) value  $\Psi$  and move from system (1) and (12) to the expanded system (B.57) and (B.58) using transformation (B.59).
- (A-b) Sample a new value  $\Psi^{\text{new}}$  in the expanded system conditional on  $\tilde{\mathbf{f}}_1, \dots, \tilde{\mathbf{f}}_T$  and  $\tilde{\beta}$  for all nonzero columns from the conditional posterior  $p(\Psi|\tilde{\mathbf{f}}, \tilde{\beta}, \Sigma)$  given below in (B.60). Set  $\Psi_j = \Psi_j^{\text{new}} = 1$  for all zero columns.
- (A-c)  $\Psi^{\text{new}}$  is used to move from the expanded model (B.57) and (B.58) back to the original model (1) and (12), by means of the inverse transformation of (B.59). This acceleration step affects the factor loadings  $\beta$  and all factors  $\mathbf{f}_t$  in the following way for all nonzero columns  $j$ :

$$\beta_{ij}^{\text{new}} = \beta_{ij} \sqrt{\Psi_j^{\text{new}} / \Psi_j}, \quad i = 1, \dots, m, \quad f_{jt}^{\text{new}} = f_{jt} \sqrt{\Psi_j / \Psi_j^{\text{new}}} \quad t = 1, \dots, T.$$

When determining the full conditional posterior  $\Psi|\tilde{\mathbf{f}}, \tilde{\beta}, \Sigma$  in Step (A-b) in the expanded model, it is important to account for the dependence of the prior scale of  $\tilde{\beta}$  on  $\Psi$  according to (B.59):

$$p(\Psi|\tilde{\mathbf{f}}, \tilde{\beta}, \Sigma) \propto p(\Psi)p(\tilde{\beta}^\delta|\Psi, \Sigma) \prod_{j:d_j>0} \Psi_j^{-T/2} \exp \left\{ -\frac{1}{2\Psi_j} \sum_{t=1}^T \tilde{f}_{jt}^2 \right\}, \quad (\text{B.60})$$

where  $d_j = \sum_{i=1}^m \delta_{ij}$  is the number of nonzero elements in column  $j$ ,

The main difference between ASIS and MDA lies in the choice of the current value of  $\Psi$  in Step (A-a), leading to different priors  $p(\Psi)$  and  $p(\tilde{\beta}^\delta|\Psi, \Sigma)$  in (B.60). As shown in Subsections B.3.1 and B.3.2, the conditional posterior  $p(\Psi|\tilde{\mathbf{f}}, \tilde{\beta}, \Sigma)$  factors into independent conditional posteriors for each  $\Psi_j$ , arising from an inverted Gamma distribution for the fractional prior and from a generalized inverse Gaussian distribution for the standard prior, see Subsection B.3.3 for details on the generalized inverse Gaussian distribution.

### B.3.1 ASIS

In ASIS, a nonzero factor loading  $\beta_{n_j,j}$  is chosen in each nonzero column  $j$ , to define the current value of  $\Psi_j$  as  $\sqrt{\Psi_j} = \beta_{n_j,j}$ . This creates a factor loading matrix  $\tilde{\beta}$  in the expanded system, where  $\tilde{\beta}_{n_j,j} = 1$ , whereas  $\beta_{i,j} = \beta_{ij}/\beta_{n_j,j}$  for  $i \neq n_j$  in the nonzero columns.  $\beta_{n_j,j}$  can be chosen as the leading element in each columns, i.e.  $n_j = l_j$ , or such that  $|\beta_{n_j,j}|$  is maximized for all loadings in column  $j$ . Apart from this choice, ASIS requires no further tuning.

For the fractional prior, the prior of  $\Psi_j = \beta_{n_j,j}^2$  is given by  $p(\Psi_j) \propto \Psi_j^{-1/2}$ , whereas

$$p(\tilde{\beta}^\delta|\Psi, \Sigma) \propto \prod_{j:d_j>0} \Psi_j^{(d_j-1)/2},$$

since  $p(\tilde{\beta}_{ij}|\sigma_i^2, \Psi_j, \delta_{ij} = 1) \propto \Psi_j^{1/2}$  for all  $i \neq n_j$  with  $\delta_{ij} = 1$ . Hence,  $\Psi_j|\mathbf{f}, \beta, \Sigma$  defined in (B.60) reduces to an inverted Gamma distribution for all  $j = 1, \dots, k$  where  $d_j > 0$ :

$$\Psi_j|\mathbf{f}, \beta \sim \mathcal{G}^{-1} \left( \frac{T - d_j}{2}, \frac{\beta_{n_j,j}^2}{2} \sum_{t=1}^T f_{jt}^2 \right). \quad (\text{B.61})$$

Under the standard prior, where the unrestricted loadings follow the prior  $\beta_{ij}|\sigma_i^2, \delta_{ij} = 1 \sim N(0, B_{i0,jj}\sigma_i^2)$ , where  $B_{i0,jj}$  is  $j$ th diagonal element of  $\mathbf{B}_{i0}$ , we obtain the prior  $\Psi_j = \beta_{n_j,j}^2 \sim \mathcal{G}(1/2, 1/(2B_{i0,jj}\sigma_{n_j}^2))$ , whereas  $\tilde{\beta}_{ij}|\sigma_i^2, \Psi_j, \delta_{ij} = 1 \sim N(0, B_{i0,jj}\sigma_i^2/\Psi_j)$ , for  $i \neq n_j$ . Hence,

$$p(\tilde{\beta}^\delta|\Psi, \Sigma) \propto \prod_{j:d_j>0} \Psi_j^{(d_j-1)/2} \exp \left\{ -\frac{\Psi_j B_{i0,jj}^{-1}}{2} \sum_{i:\delta_{ij}=1, i \neq n_j} \frac{\tilde{\beta}_{ij}^2}{\sigma_i^2} \right\}.$$

Hence,  $\Psi_j|\mathbf{f}, \beta, \Sigma$  defined in (B.60) follows a generalized inverse Gaussian posterior for all  $j = 1, \dots, k$  where  $d_j > 0$ :

$$\Psi_j|\mathbf{f}, \beta, \Sigma \sim \mathcal{GIG} \left( \frac{d_j - T}{2}, \frac{B_{i0,jj}^{-1}}{\beta_{n_j,j}^2} \left( \sum_{i:\delta_{ij}=1} \frac{\beta_{ij}^2}{\sigma_i^2} \right), \beta_{n_j,j}^2 \sum_{t=1}^T f_{jt}^2 \right). \quad (\text{B.62})$$

For spurious columns  $j$  (i.e.  $d_j = 1$ ), the second parameter is equal to  $B_{i0,jj}^{-1}/\sigma_{n_j}^2$ , where  $n_j = l_j$  is equal to the leading index.

### B.3.2 Marginal data augmentation

In marginal data augmentation, the current value  $\Psi \sim p(\Psi)$  is drawn from a working prior  $p(\Psi)$  which is independent both of  $\beta$  and  $\Sigma$ .

For the fractional prior,  $p(\tilde{\beta}^\delta|\Psi, \Sigma)$  takes the following form,

$$p(\tilde{\beta}^\delta|\Psi, \Sigma) \propto \prod_{j:d_j>0} \Psi_j^{d_j/2},$$

since  $p(\tilde{\beta}_{ij}|\sigma_i^2, \Psi_j, \delta_{ij} = 1) \propto \Psi_j^{1/2}$  for all  $i$  with  $\delta_{ij} = 1$ . The two last terms in (B.60) factor into a product of independent inverted Gamma distributions. Hence, for a fractional prior, the inverted Gamma working prior  $\Psi_j \sim \mathcal{G}^{-1}(\nu_j, q_j)$  is applied, which leads to an inverted Gamma posterior for each  $\Psi_j$  given by:

$$\Psi_j|\Psi_j^{\text{old}}, \mathbf{f}, \beta, \Sigma \sim \mathcal{G}^{-1} \left( \nu_j - d_j/2 + \frac{T}{2}, q_j + \Psi_j^{\text{old}}/2 \sum_{t=1}^T f_{tj}^2 \right). \quad (\text{B.63})$$

Under the standard prior, where the unrestricted loadings follow the prior  $\beta_{ij}|\sigma_i^2, \delta_{ij} = 1 \sim N(0, B_{i0,jj}\sigma_i^2)$ , where  $B_{i0,jj}$  is  $j$ th diagonal element of  $\mathbf{B}_{i0}$ , we obtain  $\tilde{\beta}_{ij}|\sigma_i^2, \Psi_j, \delta_{ij} = 1 \sim N(0, B_{i0,jj}\sigma_i^2/\Psi_j)$ , hence

$$p(\tilde{\beta}^\delta|\Psi, \Sigma) \propto \prod_{j:d_j>0} \Psi_j^{d_j/2} \exp \left\{ -\frac{\Psi_j B_{i0,jj}^{-1}}{2} \sum_{i:\delta_{ij}=1} \frac{\tilde{\beta}_{ij}^2}{\sigma_i^2} \right\}.$$

Since  $p(\tilde{\beta}^\delta|\Psi, \Sigma)$  is proportional to the kernel of a gamma density for each  $\Psi_j$ , the two last terms in (B.60) factor into a product of independent generalized inverse Gaussian distributions for each  $\Psi_j$ . Different working priors  $p(\Psi_j)$  are conditionally conjugate priors in (B.60), including the inverted gamma

prior  $\Psi_j \sim \mathcal{G}^{-1}(\nu_j, q_j)$  and the Gamma prior  $\Psi_j \sim \mathcal{G}(\nu_j, q_j)$ . However, we obtained the most stable results with the generalized inverse Gaussian working prior  $\Psi_j \sim \mathcal{GIG}(p_j, a_j, b_j)$  which leads to a generalized inverse Gaussian posterior for  $\Psi_j | \Psi_j^{\text{old}}, \mathbf{f}, \boldsymbol{\beta}, \boldsymbol{\Sigma}$  for all  $j = 1, \dots, k$ :

$$\Psi_j | \Psi_j^{\text{old}}, \mathbf{f}, \boldsymbol{\beta}, \boldsymbol{\Sigma} \sim \mathcal{GIG} \left( p_j + d_j/2 - \frac{T}{2}, a_j + \frac{B_{i0,jj}^{-1}}{\Psi_j^{\text{old}}} \sum_{i:\delta_{ij}=1} \frac{\beta_{ij}^2}{\sigma_i^2}, b_j + \Psi_j^{\text{old}} \sum_{t=1}^T f_{jt}^2 \right). \quad (\text{B.64})$$

The inverted Gamma and the Gamma working prior result as those special cases where, respectively,  $p_j = -\nu_j, a_j = 0, b_j = 2q_j$  and  $p_j = \nu_j, a_j = 2q_j, b_j = 0$ . In particular for columns with few positive loadings, choosing  $a_j > 0$  stabilizes the algorithm. Recommended choices for the parameters of the GIG-working prior are  $p_j = p_\psi$ , and  $a_j = b_j = a_\psi$  with  $p_\psi = 1.5$  and  $a_\psi = 2$  (or 3).<sup>27</sup>

Note that a GIG-working prior could also be applied for a fractional prior, which leads a GIG-posterior as in (B.64) with the second parameter being equal to  $a_j$  and independent of any actual information. However, we could not find any gain in using such an extended working prior.

### B.3.3 The Generalized Inverse Gaussian Distribution

The inverse Gaussian distribution,  $Y \sim \mathcal{GIG}(p, a, b)$  is a three-parameter family of probability distribution with support  $y \in \mathbb{R}^+$ . The density is given by

$$f(y) = \frac{(a/b)^{p/2}}{2K_p(\sqrt{ab})} y^{p-1} e^{-(a/2)y} e^{-b/(2y)},$$

where  $K_p(z)$  is the modified Bessel function of the second kind,  $a > 0, b > 0$  and  $p$  is a real parameter. The first two moments are given by:

$$\begin{aligned} \mathbb{E}(Y) &= \left(\frac{b}{a}\right)^{1/2} \frac{K_{p+1}(\sqrt{ab})}{K_p(\sqrt{ab})}, \\ \mathbb{V}(Y) &= \left(\frac{b}{a}\right) \left[ \frac{K_{p+2}(\sqrt{ab})}{K_p(\sqrt{ab})} - \left( \frac{K_{p+1}(\sqrt{ab})}{K_p(\sqrt{ab})} \right)^2 \right]. \end{aligned}$$

<sup>27</sup>In this case, the expected value of each  $\psi_j$  is given by  $\mathbb{E}(\psi_j) = K_{p_\psi+1}(a_\psi)/K_{p_\psi}(a_\psi)$ , while the variance is equal to  $\mathbb{V}(\psi_j) = K_{p_\psi+2}(a_\psi)/K_{p_\psi}(a_\psi) - \mathbb{E}(\psi_j)^2$ , see Subsection B.3.3.