

Couette-Poiseuille flow with partial slip and uniform cross flow for power-law fluids

Tarek M.A. El-Mistikawy

Department of Engineering Mathematics and Physics, Faculty of Engineering, Cairo University, Giza 12211, Egypt

Abstract

Exact solutions are obtained for the steady flow of a power-law fluid between parallel plates with partial slip conditions and uniform cross flow. The problem is properly formulated and similarities are exploited. The exact solutions are obtained in terms of integrals which can be performed, in closed form, in special cases of the power-law index n . Solutions to cases of $n=1/2$, 1, and 2; representing a pseudo-plastic, a Newtonian, and a dilatant fluid, respectively, are presented. Tendencies to corresponding degenerate cases in the literature are demonstrated. Depending on the strength of the cross flow and the pressure gradient, the flow may be of Couette-type with convex, linear, or concave velocity profile; or of Poiseuille-type. Borderline cases are identified.

Keywords: Power-law fluid; Couette; Poiseuille; Partial slip; Cross flow; Exact solution

1. Introduction

Steady Couette and Poiseuille flows are classical problems of fluid mechanics. Both flows are considered here to take place between two parallel plates. Couette flow is incited by the motion of one of the plates with uniform speed. Poiseuille flow is incited by a constant streamwise pressure gradient. When both inciting agents are present we have the generalized Couette/Poiseuille (GCP) flow. Depending on the strengths of these agents, the flow can be of Couette type or Poiseuille type. The velocity profile of a Couette type flow slopes monotonically, while that of a Poiseuille type flow has a local extremum lying between the plates.

When the fluid is Newtonian, Couette and Poiseuille flows admit simple exact solutions of the governing Navier-stokes equations and no-slip boundary conditions [1]. The solution for the GCP flow is a linear combination of the solutions for the component flows. The linearity of the problems invited researchers to add new features.

Unsteadiness of the GCP flow was treated by Gopalan [2], who also allowed for uniform cross flow through porous plates and studied the associated steady heat transfer problem. His work encompasses the work of Fang [3] on Couette flow.

The cross flow is of significant impact on the flow. It destroys the linear velocity profile of Couette flow and the symmetric profile of Poiseuille flow. For the GCP flow, it can change a Couette type flow to a Poiseuille type flow and vice versa.

Allowing for slip conditions is another added feature, as the abovementioned works invoked the no-slip boundary conditions at the plates. Linear as well as nonlinear slip conditions were adopted [4,5,6]. Slip conditions are important in flows through micro-channels, flows of rarefied gasses, flows of slippery fluids such as slurries, polymers and blood.

Non-Newtonian fluids were also treated. Although the problems were then nonlinear, exact solutions were still possible to obtain- in the absence of cross flow- in case of power law fluids with no-slip conditions [6,7,8] and with slip conditions [6,9,10], and in case of second grade fluids [6,11 12].

In the present article, we derive exact solutions, in the form of integrals, for the steady GCP flow of power law fluids allowing for cross flow and linear slip conditions. The integrals are performed for special cases of pseudo plastic, Newtonian and dilatant fluids. Illustrative results are presented.

2. Problem formulation

The steady Couette-Poiseuille flow of a power-law fluid with partial slip conditions and uniform cross flow is governed by the following problem, in dimensional variables marked with primes.

$$\begin{aligned}\frac{d\tau'}{dy'} &= \rho'V' \frac{du'}{dy'} + \frac{dp'}{dx'} \\ u' - \sigma'_0\tau' &= w' \quad \text{at } y'=0 \\ u' + \sigma'_1\tau' &= 0 \quad \text{at } y'=h'\end{aligned}$$

where h' is the distance between the two walls, y' measures distances from the moving wall toward the fixed wall, x' measures distances parallel to the walls in the direction of the wall speed w' and flow velocity $u'(y')$, p' is the pressure, and τ' is the shear stress given by the power law

$$\tau' = \eta' \left| \frac{du'}{dy'} \right|^{n-1} \frac{du'}{dy'}$$

and of interest is the flow rate

$$q' = \int_0^{h'} \rho' u' dy'$$

Assumed constant are the wall speed w' , the cross flow velocity V' in the y' direction, and the pressure gradient $\frac{dp'}{dx'}$; and for a given fluid, the density ρ' , the viscosity parameter η' , the power-law index n , and the slip coefficients σ'_0 and σ'_1 .

Introduce the new non-dimensional variables

$$y = y'/h', \quad u = u'/U', \quad \tau = \tau'/T', \quad \text{and } q = q'/(\rho'U'h');$$

and define the new parameters

$$w = w'/U', \quad V = \rho'U'V'/T', \quad \pi = -(dp'/dx')h'/T', \quad \text{and } (\sigma_0, \sigma_1) = (\sigma'_0, \sigma'_1)T'/U';$$

where

$$T' = \eta'(U'/h')^n$$

with a suitably chosen characteristic speed

$$U' = w', |V'|, \quad \text{or } (|dp'/dx'|h'/\rho')^{1/2}.$$

The problem takes the following form, where the subscripts 0 and 1 refer to the moving and fixed walls, respectively.

$$\frac{d\tau}{dy} = V \frac{du}{dy} - \pi \quad (1)$$

$$u_0 - \sigma_0 \tau_0 = w \quad (2)$$

$$u_1 + \sigma_1 \tau_1 = 0 \quad (3)$$

$$\tau = \left| \frac{du}{dy} \right|^{n-1} \frac{du}{dy} \quad (4)$$

with

$$q = \int_0^1 u dy \quad (5)$$

The problem is unaltered under the transformation

$$[\pi, V, \sigma_0, \sigma_1, u(y), \tau(y), q] \rightarrow [-\pi, -V, \sigma_1, \sigma_0, w-u(1-y), \tau(1-y), w-q].$$

Therefore, only cases of $\pi \geq 0$ need to be considered.

The analysis presented below is for $\pi > 0$ and $V \neq 0$. The results for the cases of $\pi = 0$ and/or $V = 0$ are given in the appendix.

3. Exact solution

Equation (1) integrates to

$$\tau = \tau_i + V(u - u_i) - \pi(y - i), \quad i = 0, 1 \quad (6)$$

so that, with $y=1$ and $i=0$

$$\tau_1 = \tau_0 + V(u_1 - u_0) - \pi \quad (7)$$

Substituting for u_0 and u_1 from Conditions (2) and (3), respectively, and rearranging give

$$(1 - V\sigma_0)\tau_0 - (1 + V\sigma_1)\tau_1 = Vw + \pi \quad (8)$$

To proceed further, we need to consider cases of positive and negative du/dy separately.

3.1. Case of positive du/dy

For $du/dy > 0$, Eq. (4) gives $\tau = (du/dy)^n > 0$ so that $du/dy = \tau^{1/n}$. Then, Eq. (1) becomes

$$\frac{d\tau}{dy} = V\tau^{1/n} - \pi$$

which integrates to give y in terms of τ as

$$y = i + \int_{\tau_i}^{\tau} \frac{d\hat{\tau}}{V\hat{\tau}^{1/n} - \pi}, \quad i = 0,1 \quad (9_+)$$

3.2. Case of negative du/dy

For $du/dy < 0$, Eq. (4) gives $\hat{\tau} = -\tau = (-du/dy)^n > 0$ so that $du/dy = -\hat{\tau}^{1/n}$. Then, Eq. (1) becomes

$$\frac{d\hat{\tau}}{dy} = V\hat{\tau}^{1/n} + \pi$$

which integrates to give y in terms of τ as

$$y = i + \int_{-\tau_i}^{-\tau} \frac{d\hat{\tau}}{V\hat{\tau}^{1/n} + \pi}, \quad i = 0,1 \quad (9_-)$$

4. Couette-type flows

Couette-type flows are characterized by $du/dy < 0$ for $0 < y < 1$, so that Eq. (9₋) applies, all through; leading, in particular, to

$$\int_{-\tau_0}^{-\tau_1} \frac{d\hat{\tau}}{V\hat{\tau}^{1/n} + \pi} = 1 \quad (10)$$

Now, given a set of flow parameters w , V , π , σ_0 , and σ_1 , we solve Eqs. (8) and (10) for τ_0 and τ_1 . Then, u_0 and u_1 are obtained from Eqs. (2) and (3), respectively. Next, with $i=0$ or 1 , Eq. (9₋) is solved for τ , then Eq. (6) is solved for u ; to get each, in terms of y . Finally, q is determined from Eq. (5).

When $V \geq 0$ the velocity profile is convex with its slope monotonically decreasing, with increasing y . As V gradually decreases below zero, the profile changes from being convex to being linear then concave.

The value $V = V_L < 0$, at which the profile is linear, can be shown to satisfy the following equation

$$(\sigma_0 + \sigma_1) \left(-\frac{\pi}{V_L}\right)^n + \left(-\frac{\pi}{V_L}\right) - w = 0 \quad (11)$$

The flow seizes to be of Couette type when V is above a finite value V_F at which $\tau_0=0$; becoming of forward Poiseuille type with $\tau_0 > 0$. The flow cannot be of backward Poiseuille type with $\tau_1 > 0$, no matter how small $V < 0$ is.

The integral, appearing with different limits in Eqs. (9₋) and (10), can be evaluated for some values of n ; three of which are considered below.

4.1. The case of a shear thinning (pseudo-plastic) fluid ($n=1/2$)

For $V>0$, Eq. (10) gives

$$\left[\tan^{-1} \frac{-\tau_1}{\sqrt{\pi/V}} - \tan^{-1} \frac{-\tau_0}{\sqrt{\pi/V}} \right] = \sqrt{\pi V} \quad (12)$$

On the other hand, Eq. (9.) with $i=1$ gives

$$y = 1 + \frac{1}{\sqrt{\pi V}} \left[\tan^{-1} \frac{-\tau}{\sqrt{\pi/V}} - \tan^{-1} \frac{-\tau_1}{\sqrt{\pi/V}} \right]$$

which can be rearranged to give

$$\tau = -\sqrt{\pi/V} \tan \left[\tan^{-1} \frac{-\tau_1}{\sqrt{\pi/V}} - \sqrt{\pi V} (1 - y) \right] \quad (13)$$

Setting $\tau_0=0$ in Eqs. (8) and (12) then eliminating τ_1 , it is found that $V_F>0$ satisfies

$$\sqrt{\pi/V_F} \tan \sqrt{\pi V_F} - \frac{V_F w + \pi}{1 + V_F \sigma_1} = 0 \quad (14)$$

For $V<0$, Eq. (10) gives the following equation

$$\left[\tanh^{-1} \frac{-\tau_1}{\sqrt{-\pi/V}} - \tanh^{-1} \frac{-\tau_0}{\sqrt{-\pi/V}} \right] = \sqrt{-\pi V} \quad (15)$$

On the other hand, Eq. (9.) with $i=0$ gives

$$y = \frac{1}{\sqrt{-\pi V}} \left[\tanh^{-1} \frac{-\tau}{\sqrt{-\pi/V}} - \tanh^{-1} \frac{-\tau_0}{\sqrt{-\pi/V}} \right]$$

which can be rearranged to give

$$\tau = -\sqrt{-\pi/V} \tanh \left[\tanh^{-1} \frac{-\tau_0}{\sqrt{-\pi/V}} + \frac{\pi}{\sqrt{-\pi/V}} y \right] \quad (16)$$

Setting $\tau_0=0$ in Eqs. (8) and (15) then eliminating τ_1 , it is found that V_F satisfies

$$\sqrt{-\pi/V_F} \tanh \sqrt{-\pi V_F} - \frac{V_F w + \pi}{1 + V_F \sigma_1} = 0 \quad (17)$$

provided that $V_F>V_L$, where V_L is given, according to Eq. (11), by

$$V_L = -\pi / \left[-\frac{1}{2}(\sigma_0 + \sigma_1) + \sqrt{\frac{1}{4}(\sigma_0 + \sigma_1)^2 + w} \right]^2 \quad (18)$$

4.2. The case of a Newtonian fluid ($n=1$)

Eqs. (1)-(3), with $\tau=du/dy$ are solved to give

$$\tau = \frac{\pi}{V} - \frac{\pi(\sigma_0 + \sigma_1) + (Vw + \pi)}{(1 + V\sigma_1)e^V - (1 - V\sigma_0)} e^{Vy} \quad (19)$$

from which τ_0 and τ_1 and consequently u_0 and u_1 can be readily obtained.

The value of V_F satisfies

$$\pi(e^{V_F} - 1)(1 + V_F\sigma_1) - V_F(V_F w + \pi) = 0 \quad (20)$$

while Eq. (11) gives V_L as

$$V_L = -(1 + \sigma_0 + \sigma_1)\pi / w \quad (21)$$

4.3. The case of a shear thickening (dilatant) fluid ($n=2$)

Equation (10) gives the following equation

$$\sqrt{-\tau_1} - \sqrt{-\tau_0} - \frac{\pi}{V} \ln \frac{\sqrt{-\tau_1} + \pi/V}{\sqrt{-\tau_0} + \pi/V} = \frac{V}{2} \quad (22)$$

which, with the help of Eq. (8), can be solved for τ_0 and τ_1 .

On the other hand, Eq. (9.) gives the following equation relating τ to y .

$$y = \frac{2}{V} \left[\sqrt{-\tau} - \sqrt{-\tau_0} - \frac{\pi}{V} \ln \frac{\sqrt{-\tau} + \pi/V}{\sqrt{-\tau_0} + \pi/V} \right] \quad (23)$$

The value of V_F satisfies

$$\sqrt{\frac{V_F w + \pi}{1 + V_F \sigma_1}} - \frac{\pi}{V_F} \ln \left[1 + \frac{V_F}{\pi} \sqrt{\frac{V_F w + \pi}{1 + V_F \sigma_1}} \right] - \frac{V_F}{2} = 0 \quad (24)$$

while Eq. (11) gives V_L as

$$V_L = -\pi \left[\sqrt{1 + 4(\sigma_0 + \sigma_1)w + 1} \right] / 2w = \frac{-\pi[2(\sigma_0 + \sigma_1)]}{[\sqrt{1 + 4(\sigma_0 + \sigma_1)w} - 1]} \quad (25)$$

In all three cases of $n=1/2$, 1 and 2, Eq. (6) gives

$$u = w + \sigma_0 \tau_0 + \frac{1}{V} [\tau - \tau_0 + \pi y] = -\sigma_1 \tau_1 + \frac{1}{V} [\tau - \tau_1 + \pi(y - 1)] \quad (26)$$

where Conditions (2) and (3) have been used.

The integral in Eq. (5) can be evaluated leading to

$$n = \frac{1}{2}: q = \hat{q} - \frac{1}{2V^2} \ln \frac{\pi/V + \tau_1^2}{\pi/V + \tau_0^2} \quad (27a)$$

$$n = 1: q = \hat{q} + \frac{1}{V^2} [(\tau_1 - \tau_0) + \frac{\pi}{V} \ln \frac{\pi/V - \tau_1}{\pi/V - \tau_0}] = \hat{q} + \frac{1}{V^2} [\pi - (\pi/V - \tau_0)(e^V - 1)] \quad (27b)$$

$$n = 2: q = \hat{q} + \frac{2}{V^2} \left(\frac{\pi}{V}\right)^3 \left[\sum_{k=1}^3 \frac{(-\tau_1)^{k/2} - (-\tau_0)^{k/2}}{k(-\pi/V)^k} + \ln \frac{\pi/V + (-\tau_1)^{1/2}}{\pi/V + (-\tau_0)^{1/2}} \right] \quad (27c)$$

where

$$\hat{q} = u_0 + \frac{\pi - 2\tau_0}{2V} = u_1 - \frac{\pi + 2\tau_1}{2V} \quad (27d)$$

5. Forward Poiseuille-type flows

Poiseuille-type flows, for $\pi > 0$ and $V > V_F$, are characterized by $\tau_0 > 0$ and $\tau_1 < 0$. The velocity profile has two branches, which join at $y = y^*$, where $u = u^*$ and $du/dy = 0$.

For $0 \leq y \leq y^*$, $du/dy \geq 0$, then Eq. (9₊) gives

$$y = \int_{\tau_0}^{\tau} \frac{d\hat{\tau}}{V\hat{\tau}^{1/n} - \pi} \quad (28_+)$$

so that

$$y^* = \int_{\tau_0}^0 \frac{d\hat{\tau}}{V\hat{\tau}^{1/n} - \pi} \quad (29_+)$$

For $y^* \leq y \leq 1$, $du/dy \leq 0$, then Eq. (9₋) gives

$$y = 1 + \int_{-\tau_1}^{-\tau} \frac{d\hat{\tau}}{V\hat{\tau}^{1/n} + \pi} \quad (28_-)$$

so that

$$y^* = 1 + \int_{-\tau_1}^0 \frac{d\hat{\tau}}{V\hat{\tau}^{1/n} + \pi} \quad (29_-)$$

Equating the right-hand-sides of Eqs. (29₊) and (29₋) leads to

$$\int_{\tau_0}^0 \frac{d\hat{\tau}}{V\hat{\tau}^{1/n} - \pi} = 1 + \int_{-\tau_1}^0 \frac{d\hat{\tau}}{V\hat{\tau}^{1/n} + \pi} \quad (30)$$

Now, given a set of flow parameters w , V , π , σ_0 , and σ_1 , we solve Eqs. (8) and (30) for τ_0 and τ_1 . Then, u_0 , and u_1 are obtained from Eqs. (2) and (3), respectively. y^* is determined from Eq. (29₊) or (29₋).

For $0 \leq y \leq y^*$, Eq. (28₊) gives τ in terms of y , while Eq. (6) with $i=0$ gives u in terms of y as

$$u = u_0 + \frac{1}{V}(\tau - \tau_0 + \pi y) \quad (31_+)$$

For $y^* \leq y \leq 1$, Eq. (28₋) gives τ in terms of y , while Eq. (6) with $i=1$ gives u in terms of y as

$$u = u_1 + \frac{1}{V}[\tau - \tau_1 + \pi(y - 1)] \quad (31_-)$$

u^* is determined from Eq. (31₊) or (31₋) with $y=y^*$ and $\tau=0$.

The three cases of $n=1/2, 1, 2$ are considered below.

5.1. The case of a pseudo-plastic fluid ($n=1/2$)

For $V>0$, Eq. (30) gives

$$\tan^{-1} \frac{-\tau_1}{\sqrt{\pi/V}} + \tanh^{-1} \frac{\tau_0}{\sqrt{\pi/V}} = \sqrt{\pi V} \quad (32)$$

which, with the help of Eq. (8), can be solved for $\tau_0>0$ and $\tau_1<0$.

For $0 \leq y \leq y^*$, Eq. (28₊) gives τ in terms of y as

$$\tau = \sqrt{\pi/V} \tanh[\tanh^{-1} \frac{\tau_0}{\sqrt{\pi/V}} - \sqrt{\pi V} y] \quad (33_+)$$

For $y^* \leq y \leq 1$, Eq. (28₋) gives τ in terms of y as

$$\tau = \sqrt{\pi/V} \tan[\tan^{-1} \frac{\tau_1}{\sqrt{\pi/V}} + \sqrt{\pi V}(1 - y)] \quad (33_-)$$

where y^* is given by

$$y^* = \frac{1}{\sqrt{\pi V}} \tanh^{-1} \frac{\tau_0}{\sqrt{\pi/V}} = 1 - \frac{1}{\sqrt{\pi V}} \tan^{-1} \frac{-\tau_1}{\sqrt{\pi/V}} \quad (34)$$

For $V<0$, Eq. (30) gives

$$\tanh^{-1} \frac{-\tau_1}{\sqrt{-\pi/V}} + \tan^{-1} \frac{\tau_0}{\sqrt{-\pi/V}} = \sqrt{-\pi V} \quad (35)$$

which, with the help of Eq. (8), can be solved for $\tau_0>0$ and $\tau_1<0$.

For $0 \leq y \leq y^*$, Eq. (28₊) gives τ in terms of y as

$$\tau = \sqrt{-\pi/V} \tan[\tan^{-1} \frac{\tau_0}{\sqrt{-\pi/V}} - \sqrt{-\pi V} y] \quad (36_+)$$

For $y^* \leq y \leq 1$, Eq. (28₋) gives τ in terms of y as

$$\tau = \sqrt{-\pi/V} \tanh[\tanh^{-1} \frac{\tau_1}{\sqrt{-\pi/V}} - \sqrt{-\pi V} (1-y)] \quad (36_-)$$

where y^* is given by

$$y^* = \frac{1}{\sqrt{-\pi V}} \tan^{-1} \frac{\tau_0}{\sqrt{-\pi/V}} = 1 + \frac{1}{\sqrt{-\pi V}} \tanh^{-1} \frac{-\tau_1}{\sqrt{-\pi/V}} \quad (37)$$

5.2. The case of a Newtonian fluid ($n=1$)

Equation (19) still gives τ in terms of y . Setting $\tau=0$ in Eq. (19) results in

$$y^* = \frac{1}{V} \ln \left[\frac{\pi (1+V\sigma_1)e^V - (1-V\sigma_0)}{(1+\sigma_0+\sigma_1)\pi + Vw} \right] \quad (38)$$

5.3. The case of a dilatant fluid ($n=2$)

Equation (30) gives

$$\sqrt{-\tau_1} - \sqrt{\tau_0} + \frac{\pi}{V} \left[\ln \frac{\pi/V}{\pi/V - \sqrt{\tau_0}} + \ln \frac{\pi/V}{\sqrt{-\tau_1} + \pi/V} \right] = \frac{V}{2} \quad (39)$$

which, with the help of Eq. (8), can be solved for $\tau_0 > 0$ and $\tau_1 < 0$.

For $0 \leq y \leq y^*$, Eq. (28₊) relates τ to y by

$$y = \frac{2}{V} \left[\sqrt{\tau} - \sqrt{\tau_0} + \frac{\pi}{V} \ln \frac{\pi/V - \sqrt{\tau}}{\pi/V - \sqrt{\tau_0}} \right] \quad (40_+)$$

For $y^* \leq y \leq 1$, Eq. (28₋) relates τ to y by

$$y = 1 + \frac{2}{V} \left[\sqrt{-\tau} - \sqrt{-\tau_1} - \frac{\pi}{V} \ln \frac{\sqrt{-\tau} + \pi/V}{\sqrt{-\tau_1} + \pi/V} \right] \quad (40_-)$$

where y^* is given by

$$y^* = \frac{2}{V} \left[-\sqrt{\tau_0} + \frac{\pi}{V} \ln \frac{\pi/V}{\pi/V - \sqrt{\tau_0}} \right] = 1 - \frac{2}{V} \left[\sqrt{-\tau_1} + \frac{\pi}{V} \ln \frac{\pi/V}{\sqrt{-\tau_1} + \pi/V} \right] \quad (41)$$

In all three cases of $n=1/2$, 1 and 2, u is given by Eq. (26). For the flow rate, we have

$$n = \frac{1}{2}: q = \hat{q} + \frac{1}{2V^2} \left[\ln \frac{\pi/V}{\pi/V - \tau_0^2} + \ln \frac{\pi/V}{\pi/V + \tau_1^2} \right] \quad (42a)$$

$$n = 1: q = \hat{q} + \frac{1}{V^2} \left[\tau_1 - \tau_0 + \frac{\pi}{V} \ln \frac{\pi/V - \tau_1}{\pi/V - \tau_0} \right] \quad (42b)$$

$$n = 2: q = \hat{q} + \frac{2}{V^2} \left[\sum_{k=1}^3 \left(\frac{\pi}{V} \right)^{3-k} \frac{(-1)^k (-\tau_1)^{k/2} - \tau_0^{k/2}}{k} + \frac{\pi^3}{V^3} \ln \frac{\pi/V + (-\tau_1)^{1/2}}{\pi/V - \tau_0^{1/2}} \right] \quad (42c)$$

where \hat{q} is given by Eq. (27d).

6. Sample Numerical Results

The analysis of Eqs. (1)-(5) presented above gives exact (explicit or implicit) expressions for some flow quantities of interest, in the case of Couette-Poiseuille flow of non-Newtonian fluids, which are modeled by the power law and subjected to slip conditions and cross flow. They can be used to generate numerical results, for specific values of the flow parameters (n , σ_0 , σ_1 , w , V , π), as may be needed.

The numerical results presented below are intended to demonstrate trends; revealing the behavior of the power-law fluids. Chosen are three values of the power-law index $n=1/2$, 1, and 2; representing a shear thinning, a Newtonian, and a shear-thickening fluids, respectively. Unless otherwise stated, all presented results are for $w=1$ (i.e. $U' = w'$) and $\sigma = \sigma_0 = \sigma_1 = 0.1$.

To start with, the borderline values (with subscript F), corresponding to $\tau_0=0$, which separates Couette type flows from Poiseuille type flows are given in Table 1. For different values of the pressure gradient parameter π , we give the cross flow velocity V_F , and for $V=0$, we give π_F . Also given is the ratio V_L/π corresponding to a linear Couette flow profile.

Table 1: Borderline Values

n	$1/2$	1	2
π	----- V_F -----		
0.0	∞	∞	3.062257748 ^a
0.2	11.973343243	4.184795653	2.424177310
0.4	5.639565075	3.054167033	1.979868025
0.6	3.416315901	2.317074116	1.592075135
0.8	2.219173150	1.745386650	1.236733646
1.0	1.431141547	1.265601652	0.903358068
2.0	-0.693223997	-0.529109075	-0.578588592
3.0	-2.052512053	-1.925273414	-1.899681713
4.0	-3.252913766	-3.176667773	-3.140021852
5.0	-4.403800804	-4.361971314	-4.332798338
π_F	1.588533865	1.666666667	1.591001773
V_L/π	-1.220997512	-1.200000000	-1.170820393

a. See Eq. (A12) and the lines that follow, in the Appendix.

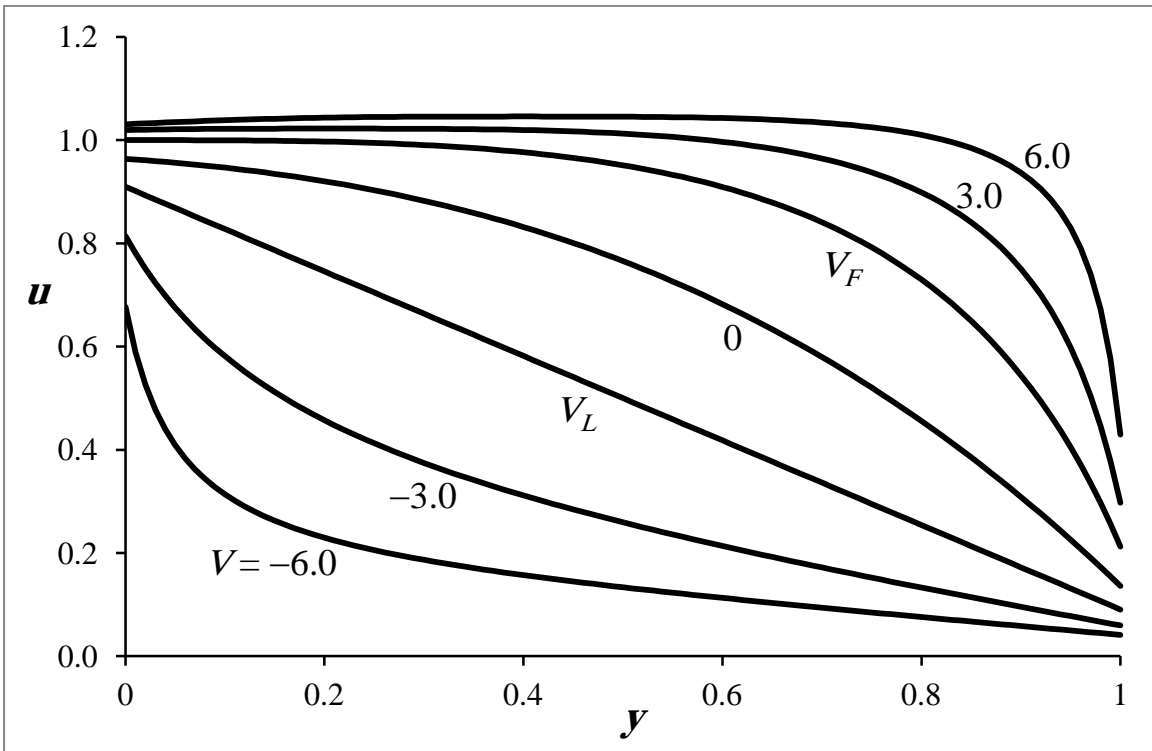


Fig. 1a: Velocity profiles for a shear-thinning fluid, $n=1/2$.

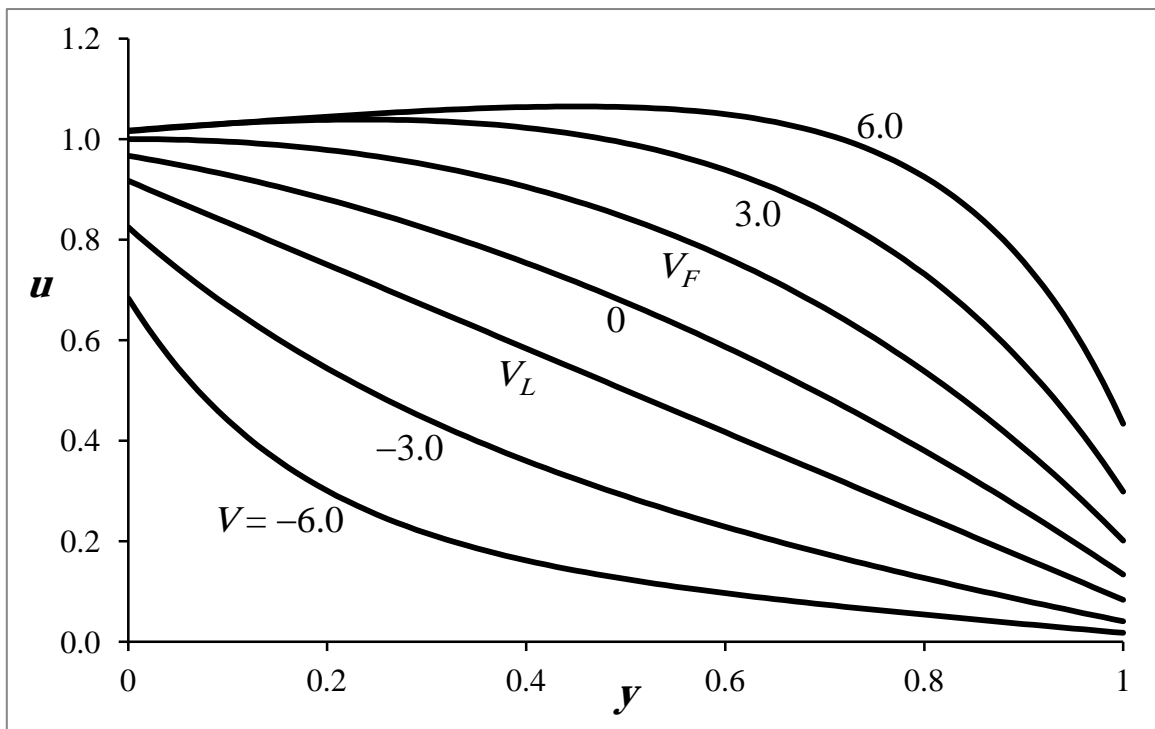


Fig. 1b: Velocity profiles for a Newtonian fluid, $n=1$.

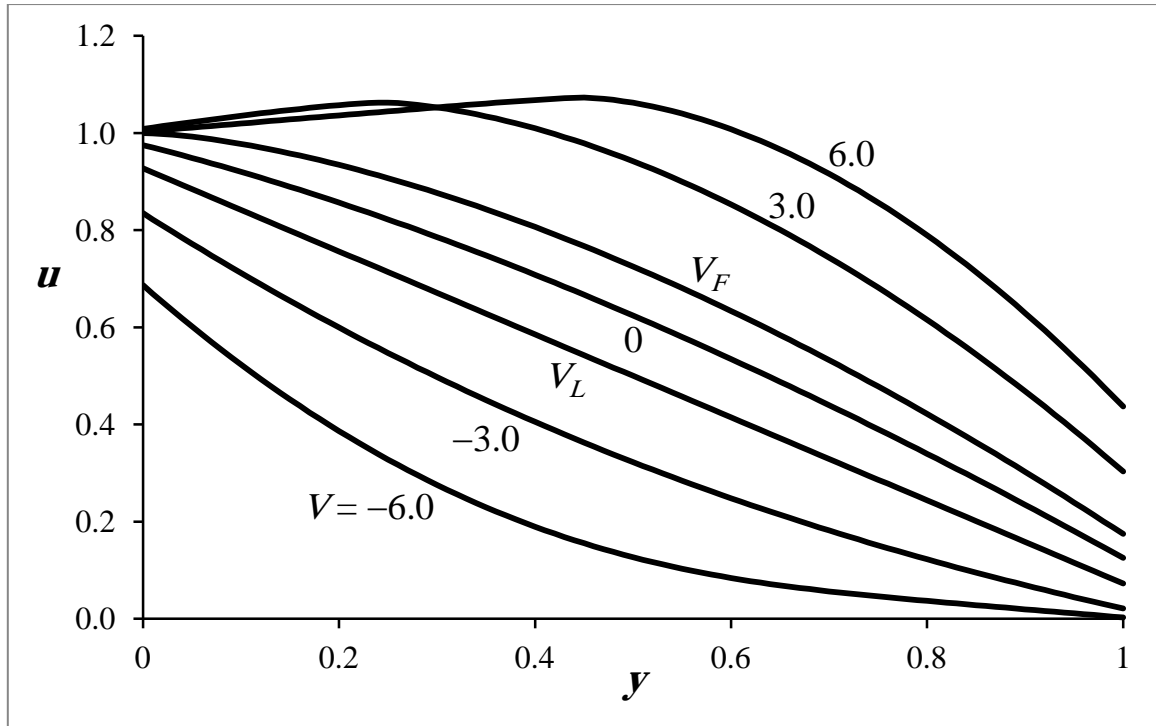


Fig. 1c: Velocity profiles for a shear-thickening fluid, $n=2$.

The velocity profiles for progressing values of V that correspond to Couette-type, borderline, and Poiseuille-type flows; at the representative value $\pi=1$; are shown in Figs. 1. The profiles exhibit qualitative differences- among cases of $n=1/2$, 1, and 2- that are obvious at large values of $V > V_F$. The shear-thinning fluid ($n=1/2$) develops a plateau-type profile ending with a steep drop toward the fixed wall, while the shear-thickening fluid ($n=2$) develops a mountainous-type profile with clear crest, which moves toward the fixed wall as V increases. The Newtonian profiles are in between.

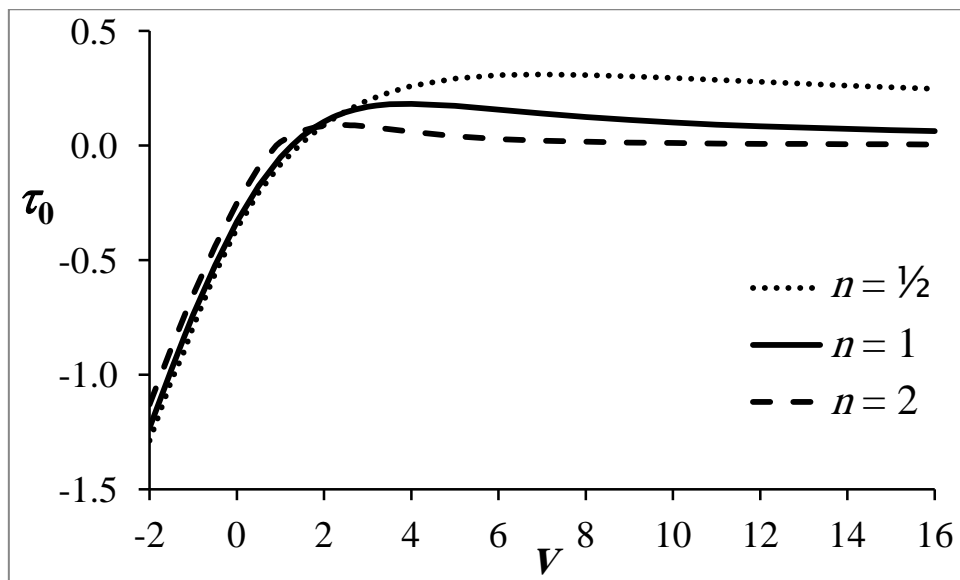


Fig. 2a: Variation of τ_0 with V .

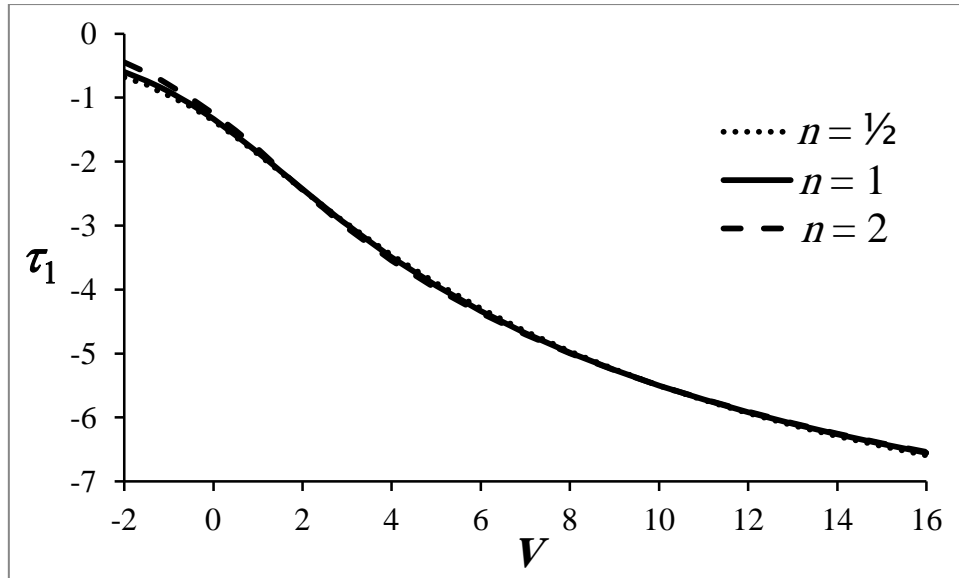


Fig. 2b: Variation of τ_1 with V .

The tendency of the fluids to slip is directly related to the shear stress at both walls {Conditions (2) and (3)}. It is measured by the slip velocities $u_0 - w = \sigma_0 \tau_0$ up the moving wall and $u_1 = -\sigma_1 \tau_1$ up the fixed wall. Along the moving wall, the fluids slip backwardly ($u_0 < w$) when the flow is of Couette type ($\tau_0 < 0$), and forwardly ($u_0 > w$) when the flow is of Poiseuille type ($\tau_0 > 0$). As V increases, the speed of the backward slip decreases; vanishing when $V = V_F$, while the speed of the forward slip increases; reaching a maximum, then decreases. Along the fixed wall ($\tau_1 < 0$), the fluids slip forwardly ($u_1 > 0$). As V increases, the speed of this forward slip decreases monotonically. The variations of τ_0 and τ_1 with V are demonstrated in Figs. 2, in the case of $\pi = 1$.

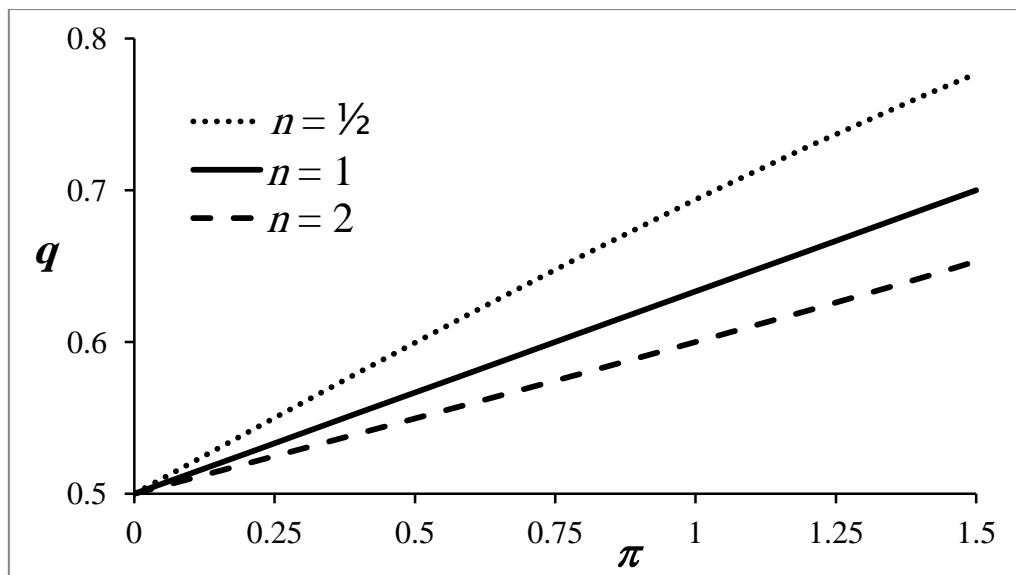


Fig. 3a: Flow rate vs. pressure gradient parameter, in Couette flow; $V=0$.

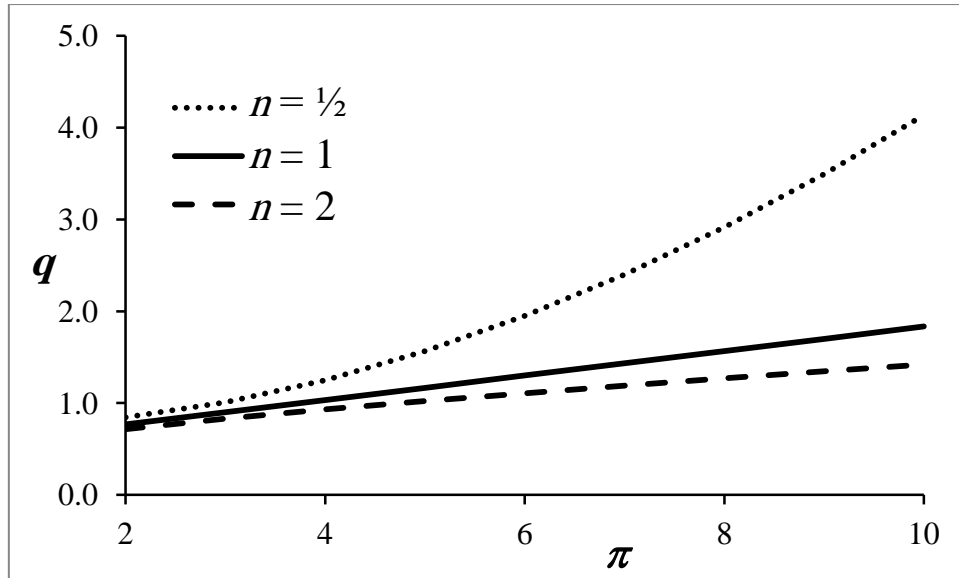


Fig. 3b: Flow rate vs. pressure gradient parameter, in Poiseuille flow; $V=0$.

Another quantity of interest is the flow rate q . Figs. 3 depict the variation of q with π , when $V=0$, while Figs. 4 depict the variation of q with V , when $\pi=2$; in both cases of Couette-type and Poiseuille-type flows.

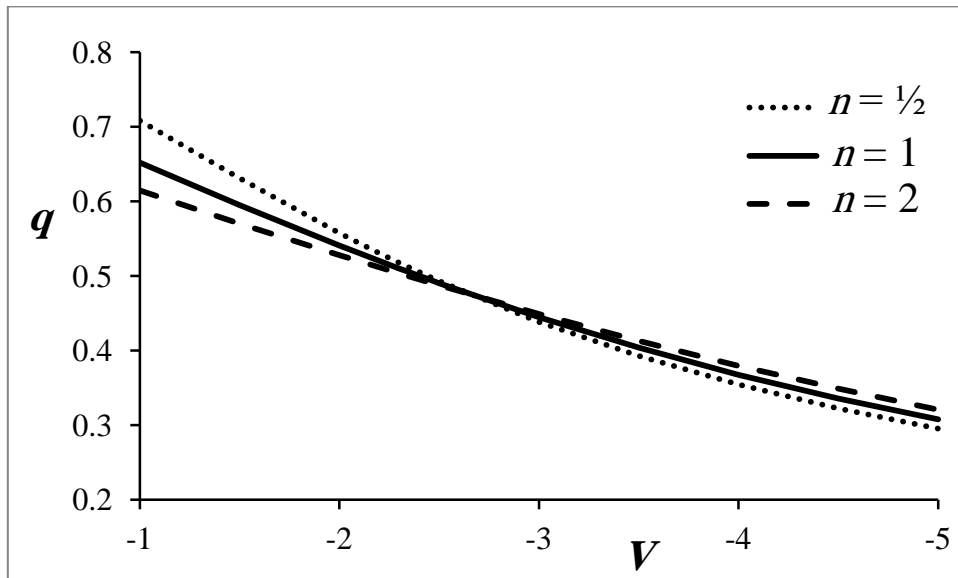


Fig. 4a: Flow rate vs. cross flow velocity, in Couette flow; $\pi=2$.

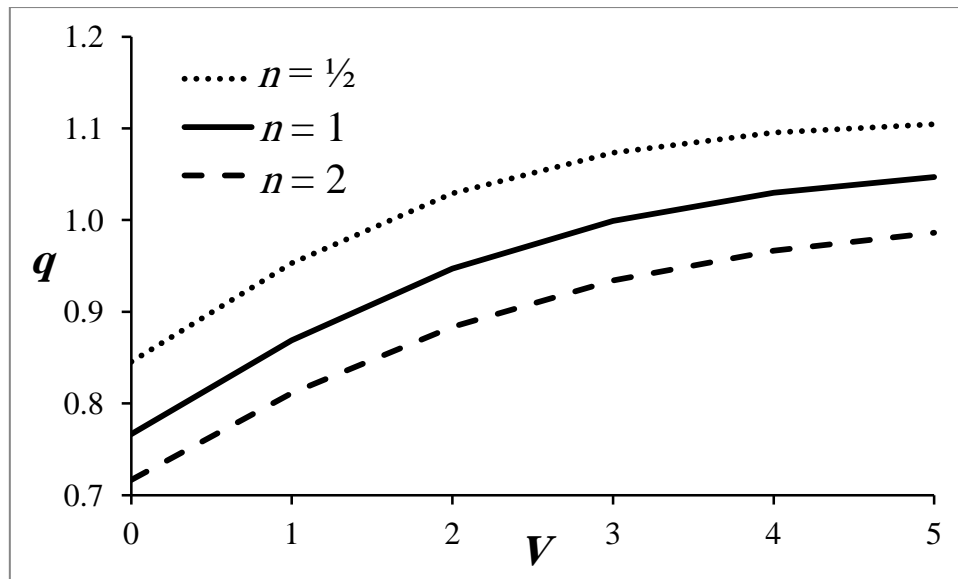


Fig. 4b: Flow rate vs. cross flow velocity, in Poiseuille flow; $\pi=2$.

7. Conclusion

The effect of a uniform cross flow on the Couette-Poiseuille flow of power-law fluids with slip conditions has been studied. Depending on the strength of the cross flow, the flow can be of Couette type or of Poiseuille type.

Exact solutions have been obtained for illustrative cases of shear-thinning, Newtonian, and Shear-thickening fluids.

Sample results have been presented demonstrating velocity profiles and indicating variations of surface shears and flow rates, at representative values of the flow parameters.

Border-line values corresponding to linear velocity profiles or separating Couette-type flows from Poiseuille-type flows have been determined.

A case in which the shear-thickening power-law model fails has been identified.

References

- [1] H. Schlichting, K. Gersten, *Boundary-Layer Theory*, 8th edition, Springer, Berlin, 2003.
- [2] M. A. Gopalan, Generalized Couette flow with suction and injection, *Proceedings of the Indian Academy of Science* **85A**, 243-250 (1977).
- [3] T. Fang, A note on the incompressible Couette flow with porous walls, *International Communications in Heat and Mass Transfer* **31**, 31-41 (2004).
- [4] T. Fang, C. F. Lee, Exact solutions of incompressible Couette flow with porous walls for slightly rarefied gasses, *Heat and Mass Transfer* **42**, 255-262 (2006).
- [5] M. T. Matthews and J. M. Hill, Newtonian flow with nonlinear Navier boundary condition, *Acta Mechanica* **191**, 195–217 (2007).

- [6] J. Hron, C. Le Roux, J. Málek, K. R. Rajagopal, Flows of Incompressible Fluids subject to Navier’s slip on the boundary, *Computers and Mathematics with Applications* **56**, 2128–2143 (2008).
- [7] J. Sheela-Francisca, C. P. Tso, , Y. -M. Hung, D. Rilling, Heat transfer on asymmetric thermal viscous dissipative Couette-Poiseuille flow of pseudo-plastic fluids, *Journal of Non-Newtonian Fluid Mechanics* 169-170, 42-53 (2012).
- [8] G. Davaa, T. Shigechi, S. Momoki, Plane Couette-Poiseuille flow of power-law non-Newtonian fluids, *Reports of the Faculty of Engineering, Nagasaki University*, vol. **30**, 29-36 (2000).
- [9] L. L. Ferrás, J. M. Nóbrega, F. T. Pinho, Analytical solutions for Newtonian and inelastic non-Newtonian flows with wall slip, *Journal of Non-Newtonian Fluid Mechanics* **175–176**, 76–88 (2012).
- [10] G. Kaoullas, G. C. Georgiou, Newtonian Poiseuille flows with slip and non-zero slip yield stress, *Journal of Non-Newtonian Fluid Mechanics* **197**, 24–30 (2013).
- [11] T. C. Lipscombe, Comment on ‘Application of the homotopy method for analytical solution of non-Newtonian channel flows’, *Physica Scripta* **81**, 037001 (2010).
- [12] T. M. A. El-Mistikawy, Comment on: “Fundamental flows with nonlinear slip conditions: exact solutions”, by R. Ellahi, T. Hayat, F. M. Mahomed and A. Zeeshan, *Z. Angew. Math. Phys.* 61 (2010) 877–888, *Z. Angew. Math. Phys.* **62**, 1159-1164 (2011).

Appendix A: Limiting cases

Although the cases of $\pi=0$ and/or $V=0$ can be obtained as regular limits of the case $\pi>0$ and $V\neq 0$, they are much easier when treated separately. The results are presented below without elaboration.

The case of $\pi=0, V\neq 0$

The problem is unaltered under the transformation

$$[V, \sigma_0, \sigma_1, u(y), \tau(y), q] \rightarrow [-V, \sigma_1, \sigma_0, w-u(1-y), \tau(1-y), w-q].$$

Therefore, only cases of $V>0$ need to be considered.

The flow is strictly of Couette type, and the velocity profile is convex.

When $n=1$, $\tau_0<0$ is given by

$$\tau_0 = \frac{Vw}{(1-V\sigma_0) - (1+V\sigma_1)e^V} \quad (\text{A1})$$

while

$$\tau = \tau_0 e^{Vy} \quad (\text{A2})$$

and

$$q = w + [\sigma_0 + (e^V - 1 - V)/V^2] \tau_0 \quad (\text{A3})$$

When $n \neq 1$, τ_0 satisfies

$$(1 + V\sigma_1)[(-\tau_0)^{\frac{n-1}{n}} + (1 - 1/n)V]^{\frac{n}{n-1}} + (1 - V\sigma_0)\tau_0 - Vw = 0 \quad (\text{A4})$$

while

$$\tau = -[(-\tau_0)^{\frac{n-1}{n}} + (1 - 1/n)V]^{\frac{n}{n-1}} \quad (\text{A5})$$

For $n=1/2$, $\tau_0 < 0$ is given by

$$\tau_0 = \frac{-2w}{(\sigma_0 + \sigma_1 + Vw) + \sqrt{(\sigma_0 + \sigma_1 + Vw)^2 + 4w(1 - V\sigma_0)}} \quad (\text{A6})$$

while

$$\tau = -[(-\tau_0)^{-1} - Vy]^{-1} \quad (\text{A7})$$

and

$$q = w + \sigma_0 \tau_0 - \frac{\tau_0}{V} + \frac{1}{V^2} \ln(1 + V\tau_0) \quad (\text{A8})$$

It should be noted, in this case of $n=1/2$, that τ_0 and q are always real.

For $n=2$, $\tau_0 \leq 0$ is given by

$$\tau_0 = -\left[\frac{4w - V(1 + V\sigma_1)}{2[(1 + V\sigma_1) + \sqrt{4w(\sigma_0 + \sigma_1) + (1 + V\sigma_1)(1 - V\sigma_0)}]} \right]^2 \quad (\text{A9})$$

while

$$\tau = -[\sqrt{-\tau_0} + \frac{1}{2}Vy]^2 \quad (\text{A10})$$

and

$$q = w + \sigma_0 \tau_0 - \frac{1}{2}\sqrt{-\tau_0} - \frac{1}{12}V \quad (\text{A11})$$

In this case of $n=2$, τ_0 reaches its top value of zero at a finite value of V ,

$$V_F = \frac{-1 + \sqrt{1 + 16\sigma_1 w}}{2\sigma_1} \quad (\text{A12})$$

Moreover, V has an upper bound, higher than V_F , above which τ_0 becomes complex; indicating failure of the model. In contrast, the cases of $n=1/2$ and 1 allow V to approach infinity with τ_0 approaching zero.

In all three cases $n=1/2$, 1 and 2, u is given by

$$u = w + \sigma_0 \tau_0 + (\tau - \tau_0)/V \quad (\text{A13})$$

The case of $\pi=0$, $V=0$

The flow is strictly of Couette type, and the velocity profile is linear. $\tau < 0$ is constant; satisfying

$$(\sigma_0 + \sigma_1)(-\tau) + (-\tau)^{1/n} - w = 0 \quad (\text{A14})$$

and

$$u = w + \sigma_0 \tau - (-\tau)^{1/n} y \quad (\text{A15})$$

The flow rate is given by

$$q = [w + (\sigma_0 - \sigma_1)\tau]/2 \quad (\text{A16})$$

For $n=1/2$,

$$\tau = -\frac{1}{2}[-(\sigma_0 + \sigma_1) + \sqrt{(\sigma_0 + \sigma_1)^2 + 4w}] \quad (\text{A17})$$

For $n=1$,

$$\tau = \frac{-w}{\sigma_0 + \sigma_1 + 1} \quad (\text{A18})$$

For $n=2$,

$$\tau = -\left[\frac{-1 + \sqrt{1 + 4w(\sigma_0 + \sigma_1)}}{2(\sigma_0 + \sigma_1)}\right]^2 \quad (\text{A19})$$

The case of $\pi > 0$, $V=0$

The velocity profile, in this case, is convex. For small π , the flow is of Couette type. When π exceeds a finite value π_F given by

$$\frac{\pi_F^{1/n}}{(1 + 1/n)} + \sigma_1 \pi_F - w = 0 \quad (\text{A20})$$

at which $\tau_0=0$, the flow becomes of forward Poiseuille type.

In cases of Couette flow, τ_0 satisfies

$$w + \sigma_0 \tau_0 - \frac{(\pi - \tau_0)^{1+1/n} - (-\tau_0)^{1+1/n}}{\pi(1+1/n)} + \sigma_1(\tau_0 - \pi) = 0 \quad (\text{A21})$$

with

$$\tau = \tau_0 - \pi y \quad (\text{A22})$$

and

$$u = w + \sigma_0 \tau_0 - \frac{(-\tau)^{1+1/n} - (-\tau_0)^{1+1/n}}{\pi(1+1/n)} \quad (\text{A23})$$

The flow rate is given by

$$q = w + \sigma_0 \tau_0 + \frac{(-\tau_0)^{1+1/n}}{\pi(1+1/n)} + \frac{(-\tau_0)^{2+1/n} - (\pi - \tau_0)^{2+1/n}}{\pi^2(1+1/n)(2+1/n)} \quad (\text{A24})$$

For $n=1/2$,

$$\tau_0 = [(\sigma_0 + \sigma_1 + \pi) - \sqrt{(\sigma_0 + \sigma_1 + \pi)^2 - 4(\pi^2/3 + \sigma_1\pi - w)}] / 2 \quad (\text{A25})$$

and

$$\pi_F = (\sqrt{9\sigma_1^2 + 12w - 3\sigma_1}) / 2 \quad (\text{A26})$$

For $n=1$,

$$\tau_0 = \frac{(\sigma_1 + 1/2)\pi - w}{\sigma_0 + \sigma_1 + 1} \quad (\text{A27})$$

and

$$\pi_F = \frac{w}{\sigma_1 + 1/2} \quad (\text{A28})$$

For $n=2$, $\tau_0 \leq 0$ satisfies

$$w + \sigma_0 \tau_0 - \frac{2}{3} \frac{(\pi - \tau_0)^{3/2} - (-\tau_0)^{3/2}}{\pi} + \sigma_1 \tau_0 - \sigma_1 \pi = 0 \quad (\text{A29})$$

and

$$\pi_F = \left[\frac{-1 + \sqrt{1 + 9w\sigma_1}}{3\sigma_1} \right]^2 \quad (\text{A30})$$

In cases of forward Poiseuille flow, $\tau_0 > 0$ satisfies

$$w + \sigma_0 \tau_0 - \frac{(\pi - \tau_0)^{1+1/n} - \tau_0^{1+1/n}}{(1+1/n)\pi} + \sigma_1(\tau_0 - \pi) = 0 \quad (\text{A31})$$

while

$$\tau = \tau_0 - \pi y \quad (\text{A32})$$

with

$$y^* = \tau_0 / \pi \quad (\text{A33})$$

and

$$u^* = w + \sigma_0 \tau_0 + \frac{\tau_0^{1+1/n}}{(1+1/n)\pi} \quad (\text{A34})$$

When $0 \leq y \leq y^*$,

$$u = u^* - \frac{\tau^{1+1/n}}{(1+1/n)\pi} \quad (\text{A35})$$

When $y^* \leq y \leq 1$,

$$u = u^* - \frac{(-\tau)^{1+1/n}}{(1+1/n)\pi} \quad (\text{A36})$$

The flow rate is given by

$$q = u^* - \frac{\tau_0^{2+1/n} + (\pi - \tau_0)^{2+1/n}}{(1+1/n)(2+1/n)\pi^2} \quad (\text{A37})$$

These above expressions coincide with those of Hron et al. [6], when $w=0$.

The cases of $n=1/2$, 1 and 2 can be readily attained. In particular, for $n=1$,

$$\tau_0 = \frac{(\sigma_1 + 1/2)\pi - w}{(\sigma_0 + \sigma_1 + 1)} \quad (\text{A38})$$

and

$$u = w + \sigma_0 \tau_0 + \tau_0 y - \frac{\pi}{2} y^2 \quad (\text{A39})$$

which coincides with the expression of Matthews and Hill [5], when $w=0$ and $\sigma_1 = \sigma_0$.