

Spin-orbital-lattice entangled states in cubic d^1 double perovskites

Naoya Iwahara,* Veacheslav Vieru, and Liviu F. Chibotaru†

Theory of Nanomaterials Group, University of Leuven, Celestijnenlaan 200F, B-3001 Leuven, Belgium

(Dated: January 12, 2022)

Interplay of spin-orbit coupling and vibronic coupling on heavy d^1 site of cubic double perovskites is investigated by *ab initio* calculations. The stabilization energy of spin-orbital-lattice entangled states is found comparable to or larger than the exchange interactions, suggesting the presence of Jahn-Teller dynamics in the systems. In Ba_2YMoO_6 , the pseudo Jahn-Teller coupling enhances the mixing of the ground and excited spin-orbit multiplet states, which results in strong temperature dependence of effective magnetic moments. The entanglement of the spin and lattice degrees of freedom induces a strong magneto-elastic response. This multiferroic effect is at the origin of the recently reported breaking of local point symmetry accompanying the development of magnetic ordering in $\text{Ba}_2\text{NaOsO}_6$.

I. INTRODUCTION

The geometrically frustrated systems with strong spin-orbit coupling on metal sites are of great interest in the context of unconventional electronic phases [1, 2]. The double perovskites containing heavy d^1 metal ions are candidates for spin liquid systems, the reason for which they have been intensively investigated [3–19]. Although the interplay of spin and orbital degrees of freedom has been widely studied theoretically [20–26], the understanding on the role of lattice degrees of freedom in these systems is lacking. In cubic d^1 double perovskite Ba_2YMoO_6 , in spite of four-fold degeneracy of the local ground multiplet (Γ_8 or effective $J = \frac{3}{2}$), the Jahn-Teller (JT) distortion [27] has not been observed in neutron diffraction measurements down to 2.7 K, which was called “violation of the JT theorem” [8]. Similarly, the x-ray diffraction shows that cubic symmetry of Ba_2AOsO_6 ($A = \text{Li}, \text{Na}$) [3] is retained even at 5 K [5], while recent NMR spectra of $\text{Ba}_2\text{NaOsO}_6$ suggest the development of “broken local point symmetry” around and below Curie temperature (≈ 10 K) [18, 19]. The absence of the clear-cut JT distortion is most likely explained by either quenching of the JT effect or the presence of the dynamical JT effect. The signs for the latter are seen, for example, in alkali-doped fullerenes [28–30] and various metal compounds [31–34]. Since the JT effect can give nontrivial influence on electronic properties, the knowledge of its relevance at local metal sites is indispensable for understanding the nature of these materials.

In this work, on the example of three cubic d^1 double perovskites (Ba_2AOsO_6 , $A = \text{Li}, \text{Na}$, and Ba_2YMoO_6), the local electronic properties generated by the interplay of spin-orbit interaction and vibronic coupling is studied. With the use of coupling parameters derived *ab initio*, the spin-orbital-lattice coupled states were accurately calculated. The dynamical JT stabilization comparable to or larger than Curie-Weiss constants indicates the persistence of vibronic dynamics in the crystals. The analysis

of the local magnetic moment and response to the magnetic field reveals the reasons for the large increase of effective moment with temperature in Ba_2YMoO_6 and for the local symmetry breaking in $\text{Ba}_2\text{NaOsO}_6$.

II. ELECTRONIC AND VIBRONIC MODEL FOR d^1 SYSTEMS

The electronic structure of a d^1 metal ion at octahedral site is described by ligand field \hat{H}_{LF} , spin-orbit interaction \hat{H}_{SO} and vibronic coupling \hat{H}_{JT} :

$$\hat{H} = \hat{H}_{\text{LF}} + \hat{H}_{\text{SO}} + \hat{H}_0 + \hat{H}_{\text{JT}} + \hat{H}_{\text{Zee}}, \quad (1)$$

where, \hat{H}_0 is the Hamiltonian for harmonic oscillation, and \hat{H}_{Zee} is the Zeeman interaction in applied magnetic field \mathbf{B} . The typical energy scales of \hat{H}_{LF} , \hat{H}_{SO} , \hat{H}_{JT} , and \hat{H}_{Zee} under $|\mathbf{B}| \approx 10$ T are several eV, 0.1 eV, 0.01 eV, and 10^{-4} - 10^{-3} eV, respectively, and should be treated in this order.

The ligand field \hat{H}_{LF} splits the atomic d level into e_g and t_{2g} , the latter being stabilized in octahedral environment [35]. Due to the large ligand-field splitting, the low-energy states are well described in the space of t_{2g}^1 electron configurations. Since the orbital angular momentum on sites $\hat{\mathbf{l}}$ is not quenched, the spin-orbit coupling is operative already in the first order [35, 36]:

$$\hat{H}_{\text{SO}} = \lambda_{\text{SO}} \tilde{\mathbf{l}} \cdot \hat{\mathbf{s}}. \quad (2)$$

Here, $\lambda_{\text{SO}} > 0$ is spin-orbit coupling parameter, $\tilde{\mathbf{l}}$ is $\tilde{\mathbf{l}} = 1$ effective orbital angular momentum operator of the t_{2g} orbitals, and $\hat{\mathbf{s}}$ is the electron spin. $\tilde{\mathbf{l}}$ behaves as $-\hat{\mathbf{l}}_p$, where $\hat{\mathbf{l}}_p$ is the orbital angular momentum for p orbitals [35, 36]. The spin-orbit coupling \hat{H}_{SO} splits the six-fold t_{2g}^1 configurations into Γ_7 ($J = \frac{1}{2}$) and Γ_8 ($J = \frac{3}{2}$) multiplets [37]. The latter is the ground state separated from the former by $\frac{3}{2}\lambda_{\text{SO}}$.

Because of the unquenched orbital momentum, the magnetic moment on the metal sites becomes

$$\hat{\mathbf{m}} = -\mu_{\text{B}} \left(\langle \tilde{\mathbf{l}} \rangle + g_e \hat{\mathbf{s}} \right), \quad (3)$$

* naoya.iwahara@gmail.com

† liviu.chibotaru@gmail.com

TABLE I. Spin-orbit coupling parameter λ_{SO} (meV), orbital angular momenta $\langle l \rangle$, vibrational frequency ω_{Λ} (meV) and vibronic coupling parameters $v_{n\Lambda}^{\Lambda_1 \dots \Lambda_k}$ (a.u.). (1),(2) for $\langle l \rangle$ stand for post HF and DFT values, respectively.

	Ba ₂ LiOsO ₆	Ba ₂ NaOsO ₆	Ba ₂ YMoO ₆
λ_{SO}	379.9	384.5	88.1
$\langle l \rangle$ (1)	0.772	0.779	0.859
$\langle l \rangle$ (2)	0.551	0.562	0.643
ω_E	99.10	100.94	100.50
ω_{T_2}	50.37	49.43	46.52
v_E	-3.2998×10^{-4}	-2.6436×10^{-4}	1.0199×10^{-4}
v_{T_2}	0.4963×10^{-4}	0.4945×10^{-4}	0.7334×10^{-4}
v_E^{EE}	-1.6604×10^{-5}	-1.2693×10^{-5}	0.0821×10^{-5}
$v_E^{T_2 T_2}$	-0.0850×10^{-5}	-0.0842×10^{-5}	-0.0646×10^{-5}
$v_{T_2}^{T_2 T_2}$	-0.0011×10^{-5}	-0.0006×10^{-5}	0.0002×10^{-5}
$v_{T_2}^{ET_2}$	-0.0388×10^{-5}	-0.0289×10^{-5}	0.0248×10^{-5}
$v_{A_1}^{EEE}$	0.1151×10^{-6}	0.1032×10^{-6}	0.0009×10^{-6}
v_E^{EEE}	2.7380×10^{-6}	2.0917×10^{-6}	0.0290×10^{-6}
$v_{A_1}^{EEEE}$	-0.3158×10^{-7}	-0.2011×10^{-7}	0.0112×10^{-7}
v_{1E}^{EEEE}	2.5417×10^{-7}	1.6786×10^{-7}	-0.0362×10^{-7}
v_{2E}^{EEEE}	0.6240×10^{-7}	0.4204×10^{-7}	-0.0004×10^{-7}

where, μ_B is Bohr magneton, $\langle l \rangle$ is the expectation value of \hat{l} , and g_e is the electron's g -factor. Since \tilde{l} is opposite to \hat{l}_p , the orbital and spin contributions partially cancel each other [35, 36, 38]. This cancellation is almost complete in the atomic limit, $\langle l \rangle = 1$, while it is not in crystals because of covalency effects ($\langle l \rangle < 1$).

The t_{2g} orbitals also couple to the e_g and t_{2g} lattice vibrations [39–41]:

$$\hat{H}_{\text{JT}} = \sum_k \sum_{n\Lambda\lambda} \sum_{\Lambda_1, \Lambda_2 \dots \Lambda_k} \frac{1}{k!} v_{n\Lambda}^{\Lambda_1 \Lambda_2 \dots \Lambda_k} \times \{\hat{Q}_{\Lambda_1} \otimes \hat{Q}_{\Lambda_2} \otimes \dots \otimes \hat{Q}_{\Lambda_k}\}_{n\Lambda\lambda} \hat{\tau}_{\Lambda\lambda}. \quad (4)$$

Here, Λ (Λ_i) is e_g or t_{2g} , λ is its component, n distinguishes the repeated representation, $\hat{Q}_{\Lambda\lambda}$ is the (mass-weighted) normal coordinate, $\{\hat{Q}_{\Lambda_1} \otimes \hat{Q}_{\Lambda_2} \otimes \dots \otimes \hat{Q}_{\Lambda_k}\}_{\Lambda\lambda}$ is the symmetrized product of coordinates, $v_{n\Lambda}^{\Lambda_1 \Lambda_2 \dots \Lambda_k}$ is the k -th order orbital vibronic coupling parameter, and $\hat{\tau}_{\Lambda\lambda}$ are the matrices of Clebsch-Gordan coefficients.

For the details of the model Hamiltonian, see Appendix A.

III. AB INITIO DERIVATION OF COUPLING PARAMETERS

The spin-orbit λ_{SO} and vibronic $v_{n\Lambda}^{\Lambda_1 \dots \Lambda_k}$ coupling parameters were derived from the cluster calculations with post Hartree-Fock (HF) methods, while $\langle l \rangle$'s were extracted by both (1) post HF and (2) density functional

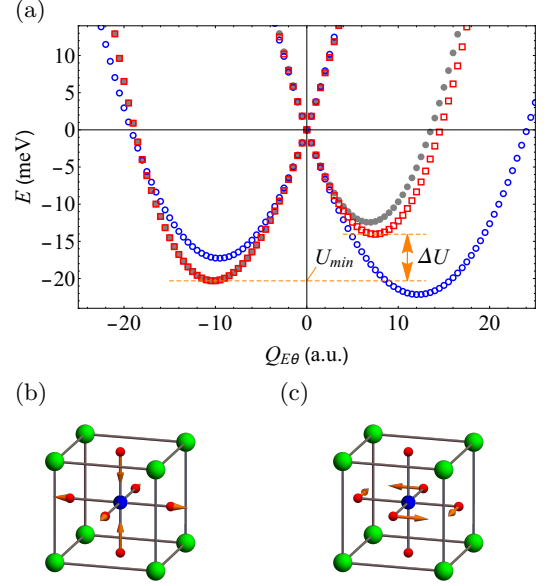


FIG. 1. The APES along the $e_g\theta$ distortion for Ba₂NaOsO₆ (a), JT distortions for Os (b) and Mo (c) compounds. In (a) the red squares and gray filled circles indicate the APES with and without pseudo JT coupling, respectively, and the blue open circles the APES of linear JT model with pseudo JT coupling. In (b,c), the orange arrows show the direction of the displacements of oxygen atoms at the minima of APES.

theory (DFT) calculations (see Appendices B 1 and B 2). The obtained parameters are listed in Table I.

The vibronic coupling in Ba₂AOsO₆ is stronger than in Ba₂YMoO₆. Particularly, the nonlinear vibronic coupling to the e_g modes is about 10-100 times stronger in the former compounds. Moreover, the vibronic coupling parameters of Ba₂AOsO₆ differ from each other. The strength of the vibronic coupling is determined by overlap between the t_{2g} orbital with the distribution of the vibronic operator. The former depends on the type of d orbital ($4d$ or $5d$) and also environment such as metal-oxygen bond length [42], resulting in different vibronic coupling parameters.

In all compounds, the expectation value of the orbital angular momentum, $\langle l \rangle$, is reduced from unity due to the delocalization of the t_{2g} electron over ligands. As expected, the DFT values are smaller by 25-30 % than post HF values since the latter underestimates metal-ligand covalency. The present DFT value of $\langle l \rangle$ for Ba₂NaOsO₆ is close to the previous calculation, 0.536 [17]. The spin-orbit coupling parameters λ_{SO} from the *ab initio* calculations are also in good agreement with previous calculations [16]. However, as in the case of $\langle l \rangle$, λ_{SO} may be overestimated by post HF calculations. Since both $\langle l \rangle$ and λ_{SO} are mainly contributed by the d metal orbitals, the covalent reduction of the latter should be similar to the former.

TABLE II. The position of one of the minima (a.u.) and energy (meV). δl_{\max} indicates the largest displacement of oxygen atom under JT deformation, and U_{\min} and ΔU the JT stabilization energy and the energy barrier between the minima and saddle points, respectively [see Fig. 1].

	Ba ₂ LiOsO ₆	Ba ₂ NaOsO ₆	Ba ₂ YMoO ₆
$Q_{E\theta}$	-12.29	-10.24	1.42
$Q_{T_2\zeta}$	0.00	0.00	11.46
δl_{\max}	0.022	0.018	0.018
U_{\min}	-32.22	-20.31	-4.84
ΔU	10.86	6.27	0.67

IV. JAHN-TELLER EFFECT

A. Static Jahn-Teller deformation

The derived parameters show that the energy scales for the multiplet splitting and vibrational frequencies ω_{Λ} are comparable, particularly in the case of Ba₂YMoO₆. This makes relevant the pseudo JT effect between Γ_7 and Γ_8 multiplets, along with JT effect in each of them. Indeed, the adiabatic potential energy surfaces (APES) along the JT distortion with and without pseudo JT coupling show non-negligible differences: the APES of $\Gamma_8 \otimes e_g$ JT model (gray circles) is modified (red squares) even in the case of Ba₂AOsO₆ with large λ_{SO} [Fig. 1(a)]. Thus, for the adequate description of d^1 site, the consideration of the full $(\Gamma_7 \oplus \Gamma_8) \otimes (e_g \oplus t_{2g})$ JT coupling is essential. Fig. 1(a) also shows the unexpectedly strong effect of nonlinear vibronic coupling: the positions of the minima and saddle point of the APES within linear model (blue circles) are inverted by nonlinear coupling (red squares).

The global minima and saddle points of the APES were investigated as in simpler case of $\Gamma_8 \otimes (e_g \oplus t_{2g})$ JT problem [43] (for details, see [44]). The results are summarized in Table II. The static JT distortions for Ba₂AOsO₆ develop only along the e_g mode [Fig. 1(b)]. The JT stabilization energies $|U_{\min}|$ are 32.2 and 20.3 meV [45] and the energy barriers ΔU between the minima and the saddle points in the bottom of the APES are only 10.9 and 6.3 meV for $A = \text{Li}$ and Na , respectively [see for $A = \text{Na}$ Fig. 1(a)]. On the contrary, in Ba₂YMoO₆ the t_{2g} distortion is dominant [Fig. 1(c)]. The stabilization energy is only 4.8 meV [45] and the energy barrier at the trigonal point ($Q_{T_2\xi} = Q_{T_2\eta} = Q_{T_2\zeta}$) is about 0.7 meV.

In all materials, the largest shifts δl_{\max} of oxygen atom by the static JT deformation were obtained about 0.02 Å which is larger than the experimental resolution [46], which at a glance seems to be contradictory to the absence of the symmetry lowering in the structural data. However, because of the small warping of the trough ΔU , the dynamical Jahn-Teller effect [40, 41], which causes the delocalization of the nuclear wave function over the trough, has to be fully taken into account.

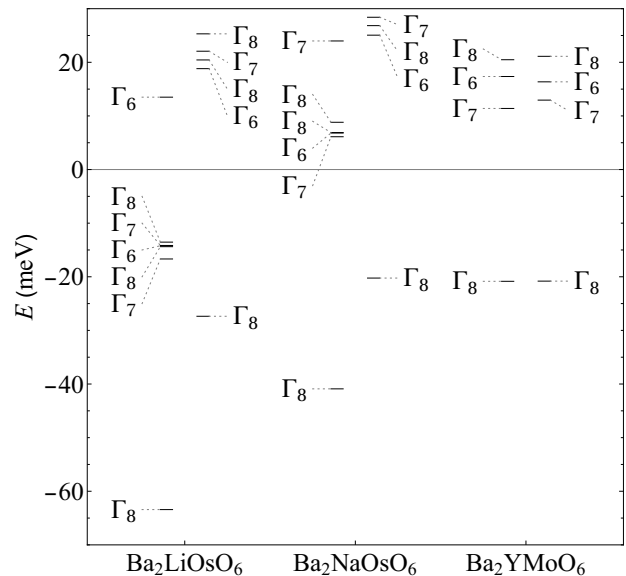


FIG. 2. Low-energy vibronic levels in double perovskites (meV). Left and right columns for each compound are the vibronic levels without and with nonlinear vibronic coupling. The ground energy without vibronic coupling is taken as zero of energy.

B. Spin-orbital-lattice entangled states

The vibronic eigenstates of the $(\Gamma_7 \oplus \Gamma_8) \otimes (e_g \oplus t_{2g})$ JT system have spin-orbital-lattice entangled form:

$$|\Psi_{\alpha\Lambda M}\rangle = \sum_{\Gamma=\Gamma_7, \Gamma_8} \sum_N |\Gamma N\rangle \otimes |\psi_{\Gamma N, \alpha\Lambda M}\rangle, \quad (5)$$

where, α is the principal quantum number, $|\Gamma N\rangle$ is the multiplet state, and $|\psi_{\Gamma N, \alpha\Lambda M}\rangle$ is the nuclear part. The latter is expanded into the eigenstates of harmonic oscillators [47–49]. The vibronic states (5) were obtained by numerical diagonalization of the JT Hamiltonian (see Appendix B 4).

Fig. 2 shows the vibronic levels without and with nonlinear vibronic coupling for each system. In Ba₂AOsO₆, the nonlinear vibronic coupling significantly destabilizes the linear vibronic states, which is explained by the rise of the minima of APES and reduced magnitude of distortion at the minima [Fig. 1(a)] [50]. The resultant dynamical JT stabilizations are several times larger than the exchange interactions measured by Curie-Weiss constants Θ ($|\Theta| = 3.5$ meV for $A = \text{Li}$ and 0.9–2.8 meV for $A = \text{Na}$ [3, 5]). Moreover, a rather weak intersite elastic interaction is expected because OsO₆ octahedrons have no common ligand atoms. The absence of clear static co-operative JT effect (or orbital ordering) [5] is explained by its destruction by the unquenched JT dynamics, as is also the case in fullerenes [29]. The presence of the JT dynamics means that the phase of the materials should be described in terms of the spin-orbital-lattice entangled states instead of spin or spin-orbit coupled states. Thus, for example, the low-temperature ordered phase

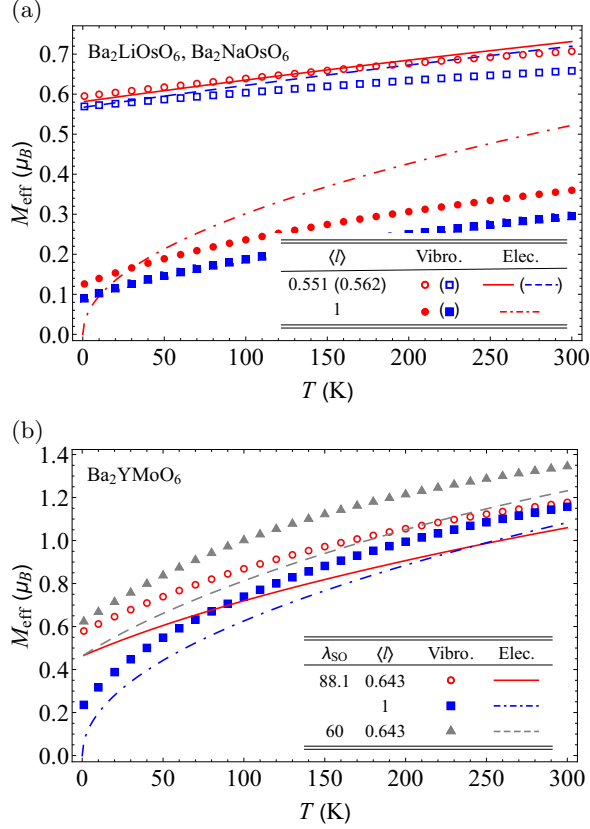


FIG. 3. Effective magnetic moments M_{eff} as function of temperature for (a) Os and (b) Mo compounds. The meaning of the symbols or lines is given in corresponding insets. “Vibro.” and “Elec.” stand for M_{eff} calculated for dynamical JT states and for pure electronic multiplet states, respectively, and $\langle l \rangle$ (also λ_{SO} for Mo system) is the value used for the simulation. (a) The red circles, solid and dot dashed lines are for $\text{Ba}_2\text{LiOsO}_6$, and the blue squares and dashed line are for $\text{Ba}_2\text{NaOsO}_6$.

[3] is not simple magnetic one but that of spin-orbital-lattice entangled states. The impact of the difference on the physical properties will be discussed in Sec. VB.

In the case of Ba_2YMoO_6 , the energy gain by the JT dynamics amounts to as much as three times the static JT energy (as usual in weak JT regime [40]). The dynamical JT stabilization is comparable in magnitude to the reported Θ 's ($|\Theta|$ ranges from 7.8 to 18.9 meV [4, 7, 8, 11, 13]. see Table III), implying non-negligible contribution of the JT dynamics to the low-energy states as discussed above. The first excited states arise at ca 30 meV above the ground one (Fig. 2), which should be put in correspondence to the excitation at ca 28 meV observed in inelastic neutron scattering measurements [9]. The presence of the JT dynamics does not contradict the temperature evolution of the infrared spectra which was attributed to the classical JT distortion at low temperature [13]. Indeed, a similar temperature dependence of infrared spectra of fullerenes was explained on the basis of dynamical JT effect [51].

V. MAGNETIC PROPERTIES

In the present systems, the vibronic states (5) inherit the paramagnetic properties from the spin-orbit multiplets. Particularly, because of the entanglement, the lattice degrees of freedom becomes also relevant to the magnetism. Below, two aspects are investigated.

A. Effective magnetic moment

The effective magnetic moment M_{eff} derived from the magnetic susceptibility χ at high temperature ($T > |\Theta|$) is expected to be close to that of a single d^1 site because the influence of intersite interactions in this case can be neglected. The temperature dependence of M_{eff} was calculated with (points) and without (lines) dynamical JT effect (Fig. 3). At $T = 0$ K, M_{eff} arises from the Γ_8 vibronic states only, and as temperature rises it grows due to Van Vleck's second order contribution [36, 38]. The vibronic coupling influences M_{eff} in two ways: (i) JT coupling to Γ_8 multiplet modifies (often reduces) the matrix element of the electronic operator [49, 52, 53] and (ii) pseudo JT coupling mixes the Γ_7 and Γ_8 multiplets. In the present case, the admixture of the Γ_7 multiplet with large magnetic moment leads to the enhancement of M_{eff} .

In the case of Ba_2AOsO_6 , due to the strong \hat{H}_{SO} , the Van Vleck contribution is small and the temperature dependence of M_{eff} is weak [Fig. 3(a)]. The theoretical values with DFT $\langle l \rangle$ are in good agreement with the experimental data both at low and high temperature: $M_{\text{eff}} \approx 0.6\mu_B$ at $T \approx 0$ K [18] and $0.60\text{--}0.68\mu_B$ at high- T [3, 5] for $\text{Ba}_2\text{NaOsO}_6$ and $0.73\mu_B$ at high- T for $\text{Ba}_2\text{LiOsO}_6$ [3]. As widely accepted [8, 14, 16, 17], the d - p hybridization of Os and O atoms enlarges electronic M_{eff} (compare the data for the DFT-derived $\langle l \rangle$ and the atomic value). The JT dynamics slightly quenches the variation of M_{eff} [Fig. 3(a)].

On the other hand, in Ba_2YMoO_6 , the pseudo JT coupling plays a crucial role to enhance M_{eff} [Fig. 3(b)]. At $T = 0$ K, M_{eff} amounts to $0.6\mu_B$, which is in line with NMR $0.53\mu_B$ [8] and low- T susceptibility $0.57\text{--}0.59\mu_B$ [54] [11, 13], and it rapidly grows with T . Taking into account the covalency effect on both λ_{SO} and $\langle l \rangle$ (gray triangles), M_{eff} at $T \approx 300$ K reaches the experimental values ($1.3\text{--}1.5\mu_B$ [4, 7, 11, 13]).

B. Spin-orbital-lattice entanglement driven magneto-elastic response

A peculiarity of the present systems is that the Zeeman splitting is accompanied by the variation of the $Q_{\Lambda\lambda}$ distribution in the ground Γ_8 vibronic state,

$$\rho_{\Gamma_8 M}(Q) = \langle \Psi_{\Gamma_8 M} | Q | \Psi_{\Gamma_8 M} \rangle, \quad (6)$$

TABLE III. Theoretical and experimental effective magnetic moments M_{eff} (μ_B) and Curie-Weiss temperature Θ (meV). T (K) indicates the temperature for the simulation or measurements.

	M_{eff}	Θ	T	Method	Ref.
— High T —					
$\text{Ba}_2\text{LiOsO}_6$	0.707	-	300	Theor. (Vibro.)	Present
	0.733	-3.5	150-300	χ	[3]
$\text{Ba}_2\text{NaOsO}_6$	0.658	-	300	Theor. (Vibro.)	Present
	0.677	-2.8	150-300	χ	[3]
	0.596-0.647	-0.9 - -1.3	75-200	χ	[5]
Ba_2YMoO_6	1.351	-	300	Theor. (Vibro.)	Present
	1.231	-	300	Theor. (Elec.)	Present
	1.34	-7.8	220-300	χ	[4]
	1.41	-13.8	150-300	χ	[7]
	1.72	-18.9	150-300	χ	[8]
	1.44	-12.3	160-390	χ	[11]
	1.52	-14.8	150-300	χ	[13]
— Low T —					
$\text{Ba}_2\text{LiOsO}_6$	0.595	-	0	Theor. (Vibro.)	Present
$\text{Ba}_2\text{NaOsO}_6$	0.569	-	0	Theor. (Vibro.)	Present
	≈ 0.6	-	$\lesssim 10$	NMR	[18]
Ba_2YMoO_6	0.624	-	0	Theor. (Vibro.)	Present
	0.462	-	0	Theor. (Elec.)	Present
	0.53	-	< 40	NMR	[8]
	0.59	-	< 25	χ	[11]
	0.57	-	< 25	χ	[13]

where, \mathbf{Q} is a set of normal coordinates. Under $\mathbf{B} \parallel [001]$ the ground Γ_8 level split as in the inset of Fig. 4(c). In the case of Os compounds, slight localization at the minima in the APES is observed for $|\Psi_{\Gamma_8, \mp \frac{1}{2}}\rangle$, and around the saddle point for $|\Psi_{\Gamma_8, \mp \frac{3}{2}}\rangle$ [see for the case of $\text{Ba}_2\text{NaOsO}_6$ Fig. 4(a), (b)]. Thus, with the increase of temperature, the center of the distribution ρ shifts from the minima of APES to the symmetric point [Fig. 1(c). See for the definition of ρ Appendix B 6].

The temperature evolution of ρ must be related to the observation of the “broken local point symmetry” in $\text{Ba}_2\text{NaOsO}_6$ [18, 19]. The expectation value of the JT distortion is reduced by the JT dynamics, and it is consistent with the expected small JT deformation in the NMR study as well as x-ray data [5]. Besides the applied field, the exchange interaction between d^1 centers enhances the Zeeman splitting in the presence of magnetic order, which would cause the reduction of the magnetic entropy to $k_B \ln 2$ [5]. Thus, the ordering in $\text{Ba}_2\text{NaOsO}_6$ [18] is not a conventional orbital ordering with classical (static) JT distortions but an ordering of spin-orbital-lattice entangled states.

Contrary to the Os compounds, in Ba_2YMoO_6 no magnetic order develops down to 50 mK [11]. Despite the stronger exchange interaction [4, 7, 8, 11, 13] than in Ba_2AOsO_6 , the absence of the ordering hinders the large Zeeman splitting of vibronic levels, and hence, the

dynamical JT effect develops as supported by neutron diffraction data [8] and sustains the magnetic entropy of $k_B \ln 4$ observed by muon spin resonance [7].

VI. CONCLUSION

The local spin-orbital-lattice entangled states of three cubic d^1 double perovskites were derived based on the first principle approach. The gain of the energy of the ground coupled states is larger than (Ba_2AOsO_6) or comparable to (Ba_2YMoO_6) the corresponding Curie-Weiss constants, suggesting the presence of dynamical JT effect in these materials. Due to the mixing with spin degrees of freedom, the vibronic states respond strongly to the magnetic field. Thus, the first excited vibronic level at ≈ 30 meV in Ba_2YMoO_6 suggests its relevance to the magnetic excitations measured in inelastic neutron scattering. In this compound, the vibronic coupling involving both Γ_8 and Γ_7 multiplets gives rise to strong temperature dependence of the effective magnetic moment. In Ba_2AOsO_6 , the entanglement gives rise to magneto-elastic response where a small static component of the dynamical JT deformation accompanies the Zeeman splitting, which explains the “breaking of local point symmetry”.

The relevance of the spin-orbital-lattice entanglement is expected in other cubic d^1 [4, 12, 15] and d^2 double per-

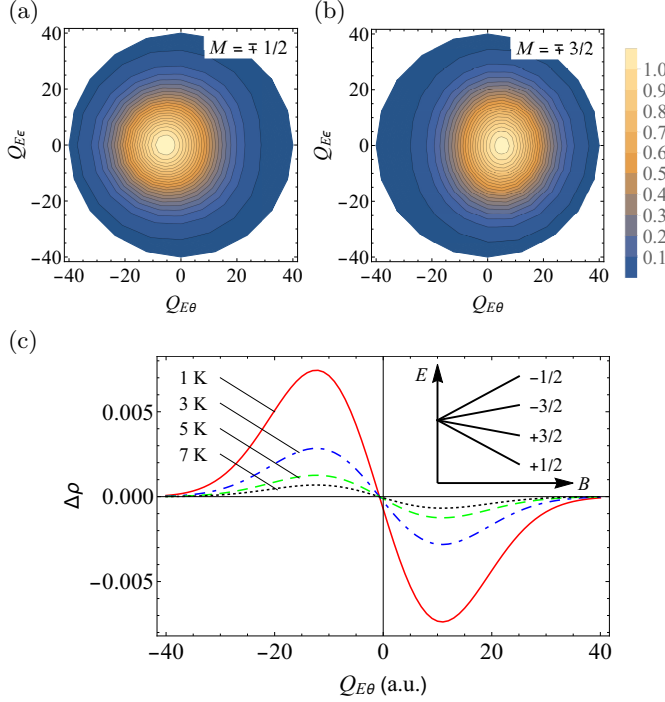


FIG. 4. (a), (b) $\rho_{\Gamma_8 M}(Q_\theta, Q_\epsilon)$ for $M = \pm\frac{1}{2}$ and $\pm\frac{3}{2}$, respectively, and (c) the temperature evolution of the distribution of vibronic states for $\text{Ba}_2\text{NaOsO}_6$. In (a), (b), the contour lines are drawn from 0 with increment of $1/20$. In (c), the distribution with respect to averaged one $\Delta\rho$ is shown under applied field of $|\mathbf{B}| = 15$ T. The inset shows the Zeeman splitting of the Γ_8 vibronic state. For the description of $\Delta\rho$, see Appendix B 6.

ovskites [55–59], and also in other types of cubic crystals such as $5d^1$ Ta chlorides persisting cubic symmetry down to low temperature [60]. For the complete understanding of the unconventional magnetic phases of the family of cubic double perovskites containing heavy transition metal, concomitant treatment of the vibronic and magnetic interactions is found to be crucial. The ordering of the spin-orbital-lattice entangled states would be a new direction towards unconventional multifunctional materials.

ACKNOWLEDGEMENT

N.I. is supported by Japan Society for the Promotion of Science Overseas Research Fellowship. V. V. acknowledges the postdoctoral fellowship of the Fonds Wetenschappelijk Onderzoek-Vlaanderen (FWO, Flemish Science Foundation).

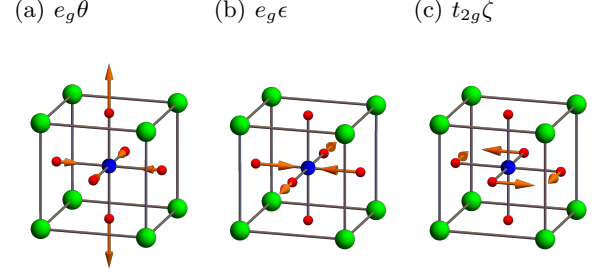


FIG. 5. Symmetrized mass-weighted normal vibrations. (a) $E_g\theta$, (b) $E_g\epsilon$, (c) $T_{2g}\zeta$.

Appendix A: Derivation of the model Hamiltonian

Here, the transformation of the model Hamiltonian for t_{2g}^1 ion in an octahedral environment into the one in the basis of spin-orbit coupled states is shown in detail. In this section, the operators for the spin-orbital decoupled and coupled states by lower and upper cases, respectively, the subscript g of the representations is omitted in the equations for simplicity, and the coordinate axes of the d^1 system are chosen to correspond to C_4 axes.

According to the selection rule for the t_{2g} orbitals,

$$t_{2g} \otimes t_{2g} = a_{1g} \oplus e_g \oplus \{t_{1g}\} \oplus t_{2g}, \quad (\text{A1})$$

the t_{2g} orbitals have unquenched orbital angular momenta (time-odd t_{1g} operator) and also couple to the a_{1g} , e_g and t_{2g} vibrational modes (Fig. 5). In Eq. (A1), the curly bracket indicates that the representation is antisymmetric.

1. Electronic states

The presence of the unquenched orbital angular momenta indicates the spin-orbit coupling acts on t_{2g}^1 configurations in the first order of perturbation. Projecting the orbital angular momentum operator for the d orbitals into the space of t_{2g} orbitals, we obtain

$$\hat{\mathbf{l}} = \langle l | \tilde{\mathbf{l}}, \quad (\text{A2})$$

where, the reduction of the orbital angular momentum by the covalency effect is included in $\langle l |$, the components of $\tilde{\mathbf{l}}$ are written as follows [35, 36]:

$$\begin{aligned} \tilde{l}_x &= \begin{pmatrix} 0 & 0 & 0 \\ 0 & 0 & i \\ 0 & -i & 0 \end{pmatrix}, & \tilde{l}_y &= \begin{pmatrix} 0 & 0 & -i \\ 0 & 0 & 0 \\ i & 0 & 0 \end{pmatrix}, \\ \tilde{l}_z &= \begin{pmatrix} 0 & i & 0 \\ -i & 0 & 0 \\ 0 & 0 & 0 \end{pmatrix}, \end{aligned} \quad (\text{A3})$$

in the order of the electronic basis $|t_2\xi\rangle, |t_2\eta\rangle, |t_2\zeta\rangle$. ξ, η, ζ indicate the basis of t_{2g} representation which transform as yz, zx, xy , respectively, under symmetry operation of O_h group.

Due to the spin-orbit coupling, $\hat{h}_{\text{SO}} = \lambda_{\text{SO}} \tilde{\mathbf{l}} \cdot \hat{\mathbf{s}}$, t_{2g}^1 configurations split into spin-orbit multiplets [37]:

$$t_2 \otimes \Gamma_6 = \Gamma_7 \oplus \Gamma_8. \quad (\text{A4})$$

Γ_6 is the irreducible representation of electron spin state. Since each representation appears only once in the right hand side, the spin-orbit coupled states are determined by using Clebsch-Gordan coefficients as [37]

$$\begin{aligned} \left| \Gamma_7, -\frac{1}{2} \right\rangle &= -\frac{i}{\sqrt{3}} |t_2\xi, \uparrow\rangle - \frac{1}{\sqrt{3}} |t_2\eta, \uparrow\rangle + \frac{i}{\sqrt{3}} |t_2\zeta, \downarrow\rangle, \\ \left| \Gamma_7, +\frac{1}{2} \right\rangle &= -\frac{i}{\sqrt{3}} |t_2\xi, \downarrow\rangle + \frac{1}{\sqrt{3}} |t_2\eta, \downarrow\rangle - \frac{i}{\sqrt{3}} |t_2\zeta, \uparrow\rangle, \\ \left| \Gamma_8, -\frac{3}{2} \right\rangle &= -\frac{i}{\sqrt{6}} |t_2\xi, \downarrow\rangle + \frac{1}{\sqrt{6}} |t_2\eta, \downarrow\rangle + i\sqrt{\frac{2}{3}} |t_2\zeta, \uparrow\rangle, \\ \left| \Gamma_8, -\frac{1}{2} \right\rangle &= \frac{i}{\sqrt{2}} |t_2\xi, \uparrow\rangle - \frac{1}{\sqrt{2}} |t_2\eta, \uparrow\rangle, \\ \left| \Gamma_8, +\frac{1}{2} \right\rangle &= -\frac{i}{\sqrt{2}} |t_2\xi, \downarrow\rangle - \frac{1}{\sqrt{2}} |t_2\eta, \downarrow\rangle, \\ \left| \Gamma_8, +\frac{3}{2} \right\rangle &= \frac{i}{\sqrt{6}} |t_2\xi, \uparrow\rangle + \frac{1}{\sqrt{6}} |t_2\eta, \uparrow\rangle + i\sqrt{\frac{2}{3}} |t_2\zeta, \downarrow\rangle. \end{aligned} \quad (\text{A5})$$

With the use of the spin-orbit coupled basis, Eq. (A5), the magnetic moment (3) in Zeeman Hamiltonian, the matrix forms of the pseudo orbital and spin angular momentum operators are given as

$$\begin{aligned} \hat{L}_x &= \begin{pmatrix} 0 & -\frac{2}{3} & \frac{1}{3\sqrt{2}} & 0 & \frac{1}{\sqrt{6}} & 0 \\ -\frac{2}{3} & 0 & 0 & -\frac{1}{\sqrt{6}} & 0 & -\frac{1}{3\sqrt{2}} \\ \frac{1}{3\sqrt{2}} & 0 & 0 & \frac{1}{\sqrt{3}} & 0 & -\frac{2}{3} \\ 0 & -\frac{1}{\sqrt{6}} & \frac{1}{\sqrt{3}} & 0 & 0 & 0 \\ \frac{1}{\sqrt{6}} & 0 & 0 & 0 & 0 & \frac{1}{\sqrt{3}} \\ 0 & -\frac{1}{3\sqrt{2}} & -\frac{2}{3} & 0 & \frac{1}{\sqrt{3}} & 0 \end{pmatrix}, \\ \hat{L}_y &= \begin{pmatrix} 0 & -\frac{2i}{3} & \frac{i}{3\sqrt{2}} & 0 & -\frac{i}{\sqrt{6}} & 0 \\ \frac{2i}{3} & 0 & 0 & -\frac{i}{\sqrt{6}} & 0 & \frac{i}{3\sqrt{2}} \\ -\frac{i}{3\sqrt{2}} & 0 & 0 & \frac{i}{\sqrt{3}} & 0 & \frac{2i}{3} \\ 0 & \frac{i}{\sqrt{6}} & -\frac{i}{\sqrt{3}} & 0 & 0 & 0 \\ \frac{i}{\sqrt{6}} & 0 & 0 & 0 & 0 & \frac{i}{\sqrt{3}} \\ 0 & -\frac{i}{3\sqrt{2}} & -\frac{2i}{3} & 0 & -\frac{i}{\sqrt{3}} & 0 \end{pmatrix}, \\ \hat{L}_z &= \begin{pmatrix} \frac{2}{3} & 0 & 0 & 0 & 0 & -\frac{\sqrt{2}}{3} \\ 0 & -\frac{2}{3} & -\frac{\sqrt{2}}{3} & 0 & 0 & 0 \\ 0 & -\frac{\sqrt{2}}{3} & -\frac{1}{3} & 0 & 0 & 0 \\ 0 & 0 & 0 & -1 & 0 & 0 \\ 0 & 0 & 0 & 0 & 1 & 0 \\ -\frac{\sqrt{2}}{3} & 0 & 0 & 0 & 0 & \frac{1}{3} \end{pmatrix}, \end{aligned} \quad (\text{A6})$$

and

$$\begin{aligned} \hat{S}_x &= \begin{pmatrix} 0 & -\frac{1}{6} & \frac{1}{3\sqrt{2}} & 0 & \frac{1}{\sqrt{6}} & 0 \\ -\frac{1}{6} & 0 & 0 & -\frac{1}{\sqrt{6}} & 0 & -\frac{1}{3\sqrt{2}} \\ \frac{1}{3\sqrt{2}} & 0 & 0 & -\frac{1}{2\sqrt{3}} & 0 & \frac{1}{3} \\ 0 & -\frac{1}{\sqrt{6}} & -\frac{1}{2\sqrt{3}} & 0 & 0 & 0 \\ \frac{1}{\sqrt{6}} & 0 & 0 & 0 & 0 & -\frac{1}{2\sqrt{3}} \\ 0 & -\frac{1}{3\sqrt{2}} & \frac{1}{3} & 0 & -\frac{1}{2\sqrt{3}} & 0 \end{pmatrix}, \\ \hat{S}_y &= \begin{pmatrix} 0 & -\frac{i}{6} & \frac{i}{3\sqrt{2}} & 0 & -\frac{i}{\sqrt{6}} & 0 \\ \frac{i}{6} & 0 & 0 & -\frac{i}{\sqrt{6}} & 0 & \frac{i}{3\sqrt{2}} \\ -\frac{i}{3\sqrt{2}} & 0 & 0 & -\frac{i}{2\sqrt{3}} & 0 & -\frac{i}{3} \\ 0 & \frac{i}{\sqrt{6}} & \frac{i}{2\sqrt{3}} & 0 & 0 & 0 \\ \frac{i}{\sqrt{6}} & 0 & 0 & 0 & 0 & -\frac{i}{2\sqrt{3}} \\ 0 & -\frac{i}{3\sqrt{2}} & \frac{i}{3} & 0 & \frac{i}{2\sqrt{3}} & 0 \end{pmatrix}, \\ \hat{S}_z &= \begin{pmatrix} \frac{1}{6} & 0 & 0 & 0 & 0 & -\frac{\sqrt{2}}{3} \\ 0 & -\frac{1}{6} & -\frac{\sqrt{2}}{3} & 0 & 0 & 0 \\ 0 & -\frac{\sqrt{2}}{3} & \frac{1}{6} & 0 & 0 & 0 \\ 0 & 0 & 0 & \frac{1}{2} & 0 & 0 \\ 0 & 0 & 0 & 0 & -\frac{1}{2} & 0 \\ -\frac{\sqrt{2}}{3} & 0 & 0 & 0 & 0 & -\frac{1}{6} \end{pmatrix}, \end{aligned} \quad (\text{A7})$$

respectively. The basis is in the same order as Eq. (A5). The spin-orbit, $\hat{h}_{\text{SO}} = \lambda_{\text{SO}} \tilde{\mathbf{l}} \cdot \hat{\mathbf{s}}$, and Zeeman, $\hat{h}_{\text{Zee}} = -\hat{\mathbf{m}} \cdot \mathbf{B}$, Hamiltonian matrices in the coupled basis are obtained by simply replacing the $\tilde{\mathbf{l}}$ and $\hat{\mathbf{s}}$ by $\hat{\mathbf{L}}$ and $\hat{\mathbf{S}}$, respectively.

2. Vibronic coupling

The t_{2g} orbital couples to a_{1g} , e_g and t_{2g} vibrations (A1). We take the O_h structure which is fully relaxed with respect to the a_g normal mode as reference structure. The totally symmetric part contains harmonic and anharmonic potentials:

$$\begin{aligned} \hat{h}_{A_1} &= \sum_{\gamma=\theta, \epsilon} \frac{\omega_E^2}{2} \hat{Q}_{E\gamma}^2 + \sum_{\gamma=\xi, \eta, \zeta} \frac{\omega_{T_2}^2}{2} \hat{Q}_{T_2\gamma}^2 \\ &+ \sum_{\gamma=\theta, \epsilon} \frac{v_{A_1}^{EEE}}{3!} \{ \hat{Q}_E \otimes \hat{Q}_E \otimes \hat{Q}_E \}_{A_1} \\ &+ \sum_{\gamma=\theta, \epsilon} \frac{v_{A_1}^{EEEE}}{4!} \{ \hat{Q}_E \otimes \hat{Q}_E \otimes \hat{Q}_E \otimes \hat{Q}_E \}_{A_1}. \end{aligned} \quad (\text{A8})$$

Here, ω_Γ is the frequency for Γ mode ($\Gamma = E, T_2$). The symmetrized products are shown below. The basis of e_g representation expressed by θ and ϵ transform as $(-x^2 - y^2 + 2z^2)/\sqrt{6}$ and $(x^2 - y^2)/\sqrt{2}$, respectively, under symmetry operations.

The vibronic couplings with the e_g and t_{2g} modes in-

duce the Jahn-Teller effect. The linear term is given by

$$\hat{h}_{\text{LJT}} = \sum_{\gamma=\theta,\epsilon} v_E \hat{Q}_{E\gamma} \hat{\tau}_{E\gamma} + \sum_{\gamma=\xi,\eta,\zeta} v_{T_2} \hat{Q}_{T_2\gamma} \hat{\tau}_{T_2\gamma}. \quad (\text{A9})$$

Here, v_Γ are the linear orbital vibronic coupling parameters, and $\hat{\tau}$ are matrices of Clebsch-Gordan coefficients:

$$\begin{aligned} \hat{\tau}_{E\theta} &= \begin{pmatrix} -\frac{1}{2} & 0 & 0 \\ 0 & -\frac{1}{2} & 0 \\ 0 & 0 & 1 \end{pmatrix}, \quad \hat{\tau}_{E\epsilon} = \begin{pmatrix} \frac{\sqrt{3}}{2} & 0 & 0 \\ 0 & -\frac{\sqrt{3}}{2} & 0 \\ 0 & 0 & 0 \end{pmatrix}, \\ \hat{\tau}_{T_2\xi} &= \begin{pmatrix} 0 & 0 & 0 \\ 0 & 0 & \frac{1}{\sqrt{2}} \\ 0 & \frac{1}{\sqrt{2}} & 0 \end{pmatrix}, \quad \hat{\tau}_{T_2\eta} = \begin{pmatrix} 0 & 0 & \frac{1}{\sqrt{2}} \\ 0 & 0 & 0 \\ \frac{1}{\sqrt{2}} & 0 & 0 \end{pmatrix}, \\ \hat{\tau}_{T_2\zeta} &= \begin{pmatrix} 0 & \frac{1}{\sqrt{2}} & 0 \\ \frac{1}{\sqrt{2}} & 0 & 0 \\ 0 & 0 & 0 \end{pmatrix}. \end{aligned} \quad (\text{A10})$$

The phase factors of the the Jahn-Teller active modes are chosen as shown in Fig. 5.

Transforming the electronic basis from the spin-orbital decoupled states into the coupled states (A5), $\hat{\tau}$'s in \hat{h}_{LJT} become

$$\begin{aligned} \hat{T}_{E\theta} &= \begin{pmatrix} 0 & 0 & 0 & 0 & 0 & \frac{1}{\sqrt{2}} \\ 0 & 0 & -\frac{1}{\sqrt{2}} & 0 & 0 & 0 \\ 0 & -\frac{1}{\sqrt{2}} & \frac{1}{2} & 0 & 0 & 0 \\ 0 & 0 & 0 & -\frac{1}{2} & 0 & 0 \\ 0 & 0 & 0 & 0 & -\frac{1}{2} & 0 \\ \frac{1}{\sqrt{2}} & 0 & 0 & 0 & 0 & \frac{1}{2} \end{pmatrix}, \\ \hat{T}_{E\epsilon} &= \begin{pmatrix} 0 & 0 & 0 & -\frac{1}{\sqrt{2}} & 0 & 0 \\ 0 & 0 & 0 & 0 & \frac{1}{\sqrt{2}} & 0 \\ 0 & 0 & 0 & 0 & \frac{1}{2} & 0 \\ -\frac{1}{\sqrt{2}} & 0 & 0 & 0 & 0 & \frac{1}{2} \\ 0 & \frac{1}{\sqrt{2}} & \frac{1}{2} & 0 & 0 & 0 \\ 0 & 0 & 0 & \frac{1}{2} & 0 & 0 \end{pmatrix}, \\ \hat{T}_{T_2\xi} &= \begin{pmatrix} 0 & 0 & -\frac{i}{2} & 0 & \frac{i}{2\sqrt{3}} & 0 \\ 0 & 0 & 0 & -\frac{i}{2\sqrt{3}} & 0 & \frac{i}{2} \\ \frac{i}{2} & 0 & 0 & \frac{i}{\sqrt{6}} & 0 & 0 \\ 0 & \frac{i}{2\sqrt{3}} & -\frac{i}{\sqrt{6}} & 0 & 0 & 0 \\ -\frac{i}{2\sqrt{3}} & 0 & 0 & 0 & 0 & -\frac{i}{\sqrt{6}} \\ 0 & -\frac{i}{2} & 0 & 0 & \frac{i}{\sqrt{6}} & 0 \end{pmatrix}, \\ \hat{T}_{T_2\eta} &= \begin{pmatrix} 0 & 0 & -\frac{1}{2} & 0 & -\frac{1}{2\sqrt{3}} & 0 \\ 0 & 0 & 0 & -\frac{1}{2\sqrt{3}} & 0 & -\frac{1}{2} \\ -\frac{1}{2} & 0 & 0 & \frac{1}{\sqrt{6}} & 0 & 0 \\ 0 & -\frac{1}{2\sqrt{3}} & \frac{1}{\sqrt{6}} & 0 & 0 & 0 \\ -\frac{1}{2\sqrt{3}} & 0 & 0 & 0 & 0 & -\frac{1}{\sqrt{6}} \\ 0 & -\frac{1}{2} & 0 & 0 & -\frac{1}{\sqrt{6}} & 0 \end{pmatrix}, \end{aligned}$$

$$\hat{T}_{T_2\zeta} = \begin{pmatrix} 0 & 0 & 0 & -\frac{i}{\sqrt{3}} & 0 & 0 \\ 0 & 0 & 0 & 0 & -\frac{i}{\sqrt{3}} & 0 \\ 0 & 0 & 0 & 0 & -\frac{i}{\sqrt{6}} & 0 \\ \frac{i}{\sqrt{3}} & 0 & 0 & 0 & 0 & -\frac{i}{\sqrt{6}} \\ 0 & \frac{i}{\sqrt{3}} & \frac{i}{\sqrt{6}} & 0 & 0 & 0 \\ 0 & 0 & 0 & \frac{i}{\sqrt{6}} & 0 & 0 \end{pmatrix}. \quad (\text{A11})$$

Replacing $\hat{\tau}$ in \hat{h}_{LJT} with \hat{T} , we obtain \hat{H}_{LJT} .

The non-linear vibronic Hamiltonian is derived in the same manner:

$$\begin{aligned} \hat{h}_{\text{NLJT}} &= \sum_{\gamma=\theta,\epsilon} \frac{v_E^{EE}}{2!} \{\hat{Q}_E \otimes \hat{Q}_E\}_{E\gamma} \hat{\tau}_{E\gamma} \\ &+ \sum_{\gamma=\theta,\epsilon} \frac{v_E^{T_2T_2}}{2!} \{\hat{Q}_{T_2} \otimes \hat{Q}_{T_2}\}_{E\gamma} \hat{\tau}_{E\gamma} \\ &+ \sum_{\gamma=\xi,\eta,\zeta} \frac{v_{T_2}^{T_2T_2}}{2!} \{\hat{Q}_{T_2} \otimes \hat{Q}_{T_2}\}_{T_2\gamma} \hat{\tau}_{T_2\gamma} \\ &+ \sum_{\gamma=\xi,\eta,\zeta} \frac{v_{T_2}^{ET_2}}{2!} \{\hat{Q}_E \otimes \hat{Q}_{T_2}\}_{T_2\gamma} \hat{\tau}_{T_2\gamma} \\ &+ \sum_{\gamma=\theta,\epsilon} \frac{v_E^{EEE}}{3!} \{\hat{Q}_E \otimes \hat{Q}_E \otimes \hat{Q}_E\}_{E\gamma} \hat{\tau}_{E\gamma} \\ &+ \sum_{n=1,2} \sum_{\gamma=\theta,\epsilon} \frac{v_{nE}^{EEEE}}{4!} \{\hat{Q}_E \otimes \hat{Q}_E \otimes \hat{Q}_E \otimes \hat{Q}_E\}_{nE\gamma} \hat{\tau}_{E\gamma}. \end{aligned} \quad (\text{A12})$$

Here, only the terms treated in this work are written. By the same transformation as \hat{h}_{LJT} , we obtain \hat{H}_{NLJT} .

The symmetrized products of the coordinates appearing in Eqs. (A8) and (A12) are calculated as follows. The symmetrized quadratic coordinates are in general calculated as

$$\begin{aligned} \{\hat{Q}_{\Lambda_1} \otimes \hat{Q}_{\Lambda_2}\}_{\Lambda\lambda} &= \sum_{\lambda_1\lambda_2} \hat{Q}_{\Lambda_1\lambda_1} \hat{Q}_{\Lambda_2\lambda_2} \\ &\times \langle \Lambda_1\lambda_1\Lambda_2\lambda_2 | (\Lambda_1\Lambda_2)\Lambda\lambda \rangle. \end{aligned} \quad (\text{A13})$$

Here, $\langle \Lambda_1\lambda_1\Lambda_2\lambda_2 | (\Lambda_1\Lambda_2)\Lambda\lambda \rangle$ is Clebsch-Gordan coefficient tabulated in Ref. [37]. The explicit form of the symmetrized products of our interests are

$$\begin{aligned} \{\hat{Q}_E \otimes \hat{Q}_E\}_A &= \frac{1}{\sqrt{2}} (\hat{Q}_{E\theta}^2 + \hat{Q}_{E\epsilon}^2), \\ \{\hat{Q}_{T_2} \otimes \hat{Q}_{T_2}\}_A &= \frac{1}{\sqrt{3}} (\hat{Q}_{T_2\xi}^2 + \hat{Q}_{T_2\eta}^2 + \hat{Q}_{T_2\zeta}^2), \\ \{\hat{Q}_E \otimes \hat{Q}_E\}_{E\theta} &= -\frac{1}{\sqrt{2}} (\hat{Q}_{E\theta}^2 - \hat{Q}_{E\epsilon}^2), \\ \{\hat{Q}_E \otimes \hat{Q}_E\}_{E\epsilon} &= \sqrt{2} \hat{Q}_{E\theta} \hat{Q}_{E\epsilon}, \\ \{\hat{Q}_{T_2} \otimes \hat{Q}_{T_2}\}_{E\theta} &= -\frac{1}{\sqrt{6}} (\hat{Q}_{T_2\xi}^2 + \hat{Q}_{T_2\eta}^2 - 2\hat{Q}_{T_2\zeta}^2), \\ \{\hat{Q}_{T_2} \otimes \hat{Q}_{T_2}\}_{E\epsilon} &= \frac{1}{\sqrt{2}} (\hat{Q}_{T_2\xi}^2 - \hat{Q}_{T_2\eta}^2), \end{aligned}$$

$$\begin{aligned}
\{\hat{Q}_{T_2} \otimes \hat{Q}_{T_2}\}_{T_2\xi} &= \sqrt{2}\hat{Q}_{T_2\eta}\hat{Q}_{T_2\zeta}, \\
\{\hat{Q}_{T_2} \otimes \hat{Q}_{T_2}\}_{T_2\eta} &= \sqrt{2}\hat{Q}_{T_2\zeta}\hat{Q}_{T_2\xi}, \\
\{\hat{Q}_{T_2} \otimes \hat{Q}_{T_2}\}_{T_2\zeta} &= \sqrt{2}\hat{Q}_{T_2\xi}\hat{Q}_{T_2\eta}, \\
\{\hat{Q}_E \otimes \hat{Q}_{T_2}\}_{T_2\xi} &= \left(-\frac{1}{2}\hat{Q}_{E\theta} + \frac{\sqrt{3}}{2}\hat{Q}_{E\epsilon}\right)\hat{Q}_{T_2\xi}, \\
\{\hat{Q}_E \otimes \hat{Q}_{T_2}\}_{T_2\eta} &= \left(-\frac{1}{2}\hat{Q}_{E\theta} - \frac{\sqrt{3}}{2}\hat{Q}_{E\epsilon}\right)\hat{Q}_{T_2\eta},
\end{aligned}$$

$$\{\hat{Q}_E \otimes \hat{Q}_{T_2}\}_{T_2\zeta} = \hat{Q}_{E\theta}\hat{Q}_{T_2\zeta}, \quad (\text{A14})$$

for quadratic terms. The cubic products can be calculated by using Eq. (A13) twice. The cubic terms of our interest are calculated as follows:

$$\begin{aligned}
\{\hat{Q}_E \otimes \{\hat{Q}_E \otimes \hat{Q}_E\}_E\}_{A_1} &= \frac{1}{2}(-\hat{Q}_{E\theta}^3 + 3\hat{Q}_{E\theta}\hat{Q}_{E\epsilon}^2), \\
\{\hat{Q}_E \otimes \{\hat{Q}_E \otimes \hat{Q}_E\}_E\}_{E\theta} &= \frac{1}{2}\hat{Q}_{E\theta}(\hat{Q}_{E\theta}^2 + \hat{Q}_{E\epsilon}^2), \\
\{\hat{Q}_E \otimes \{\hat{Q}_E \otimes \hat{Q}_E\}_E\}_{E\epsilon} &= \frac{1}{2}\hat{Q}_{E\epsilon}(\hat{Q}_{E\theta}^2 + \hat{Q}_{E\epsilon}^2). \quad (\text{A15})
\end{aligned}$$

The fourth order terms for the E mode are calculated as

$$\begin{aligned}
\{\hat{Q}_E \otimes \hat{Q}_E \otimes \hat{Q}_E \otimes \hat{Q}_E\}_{A_1} &= \{\hat{Q}_E \otimes \hat{Q}_E\}_{A_1}^2 = \frac{1}{2}(\hat{Q}_{E\theta}^2 + \hat{Q}_{E\epsilon}^2)^2, \\
\{\hat{Q}_E \otimes \hat{Q}_E \otimes \hat{Q}_E \otimes \hat{Q}_E\}_{1E\theta} &= \{\hat{Q}_E \otimes \hat{Q}_E\}_{A_1}\{\hat{Q}_E \otimes \hat{Q}_E\}_{E\theta} = -\frac{1}{2}(\hat{Q}_{E\theta}^2 - \hat{Q}_{E\epsilon}^2)(\hat{Q}_{E\theta}^2 + \hat{Q}_{E\epsilon}^2), \\
\{\hat{Q}_E \otimes \hat{Q}_E \otimes \hat{Q}_E \otimes \hat{Q}_E\}_{1E\epsilon} &= \{\hat{Q}_E \otimes \hat{Q}_E\}_{A_1}\{\hat{Q}_E \otimes \hat{Q}_E\}_{E\epsilon} = \hat{Q}_{E\theta}\hat{Q}_{E\epsilon}(\hat{Q}_{E\theta}^2 + \hat{Q}_{E\epsilon}^2), \\
\{\hat{Q}_E \otimes \hat{Q}_E \otimes \hat{Q}_E \otimes \hat{Q}_E\}_{2E\theta} &= \{\{\hat{Q}_E \otimes \hat{Q}_E\}_E \otimes \{\hat{Q}_E \otimes \hat{Q}_E\}_E\}_{E\theta} = -\frac{1}{2\sqrt{2}}(\hat{Q}_{E\theta}^4 + \hat{Q}_{E\epsilon}^4 - 6\hat{Q}_{E\theta}^2\hat{Q}_{E\epsilon}^2), \\
\{\hat{Q}_E \otimes \hat{Q}_E \otimes \hat{Q}_E \otimes \hat{Q}_E\}_{2E\epsilon} &= \{\{\hat{Q}_E \otimes \hat{Q}_E\}_E \otimes \{\hat{Q}_E \otimes \hat{Q}_E\}_E\}_{E\epsilon} = -\sqrt{2}(\hat{Q}_{E\theta}^2 - \hat{Q}_{E\epsilon}^2)\hat{Q}_{E\theta}\hat{Q}_{E\epsilon}. \quad (\text{A16})
\end{aligned}$$

Appendix B: Computational details

1. *Ab initio* Method

The electronic and vibronic coupling parameters were derived from the cluster calculations with post Hartree-Fock (HF) methods and $\langle l \rangle$'s were extracted with density functional theory (DFT) calculations. The clusters were generated from the experimental crystal structures [3, 8] retaining the O_h symmetry. In the post HF calculations, the d^1 metal ion and the nearest six oxygen atoms were treated *ab initio* with ANO-RCC-VQZP basis functions and the surrounding 280 atoms were replaced by *ab initio* embedding model potential (AIMP) [61]. The atomic bielectronic integrals were calculated using Cholesky decomposition with threshold $1 \times 10^{-9} E_h$. Inversion symmetry was employed in all calculations.

All *ab initio* calculations were carried out with Molcas 8.0 program [64] and were of complete-active-space self-consistent-field (CASSCF)/extended multi-state complete active space second-order perturbation theory (XMS-CASPT2) [62, 63]/spin-orbit restricted-active-space state-interaction (SO-RASSI) type. The active space of all CASSCF calculations included seven electrons in six orbitals. Three orbitals are $4d$ or $5d$ orbitals and other three orbitals are of ligand π -type. Three roots were optimized at the CASSCF level, and then XMS-CASPT2 were done on the 3 roots from CASSCF. In XMS-CASPT2 calculations, IPEA shift was set to 0,

while IMAG shift was set to 0.1. SO-RASSI calculations mixed the roots obtained from XMS-CASPT2 by spin-orbit coupling. The scalar relativistic effects were included in the basis set.

2. DFT Method

The clusters for the DFT calculations contain 89 atoms which are treated explicitly with def2-TZVP basis set and def2/J auxiliary basis sets. DFT calculations were done with hybrid functional B3LYP with RIJCOSX approximation. The basis function contains the scalar relativistic effects. For the DFT calculations, ORCA 4.0.0.2 [65] was used. For the SCF, condition "TightSCF" is used. The grid for density was "Grid5".

3. Calculations of electronic and vibronic coupling parameters

The spin-orbit coupling parameters λ_{SO} were obtained from the *ab initio* multiplet levels, $E_{\Gamma_7} - E_{\Gamma_8} = \frac{3}{2}\lambda_{SO}$. The expectation values of orbital angular momentum $\langle l \rangle$ were calculated by using *ab initio* or DFT wave functions at O_h structure. In the latter case, the orbital angular momentum matrices in the atomic orbital basis were calculated using Molpro 2012.1 [66].

The frequencies and vibronic parameters were derived by fitting the *ab initio* ${}^2T_{2g}$ adiabatic potential energy

surface (APES) to the $t_{2g} \otimes (e_g \oplus t_{2g})$ model vibronic Hamiltonian [44]. The step of deformation is $\Delta Q = 0.5$ a.u. The unit of k -th order vibronic coupling parameter is $E_h/(m_e a_0^2)^{k/2}$, where, E_h is Hartree, m_e is electron mass and a_0 is Bohr radius.

4. Numerical diagonalization of vibronic Hamiltonian

The $(\Gamma_7 \oplus \Gamma_8) \otimes (e_g \oplus t_{2g})$ JT Hamiltonians for the d^1 systems were numerically diagonalized with the derived parameters. The nuclear part of the vibronic state [Eq. 5] is expressed as

$$|\psi_{\Gamma M, \alpha \Lambda \lambda}\rangle = \sum_{n_\theta, n_\epsilon, n_\xi, n_\eta, n_\zeta} |\mathbf{n}\rangle \psi_{\Gamma M, \alpha \Lambda \lambda}, \quad (\text{B1})$$

where, $|\mathbf{n}\rangle = |n_\theta, n_\epsilon, n_\xi, n_\eta, n_\zeta\rangle$ ($n_\gamma \geq 0$) are the eigenstates of \hat{H}_0 , and the coefficient $\psi_{\Gamma M, \alpha \Lambda \lambda}$ is defined by $\langle \mathbf{n} | \psi_{\Gamma M, \alpha \Lambda \lambda} \rangle$. The vibronic basis $|\Gamma \gamma\rangle \otimes |\mathbf{n}\rangle$ are truncated as

$$0 \leq \sum_\gamma n_\gamma \leq 9. \quad (\text{B2})$$

The diagonalization of the dynamical JT Hamiltonian matrix was done in two steps. First, the linear JT Hamiltonian matrices,

$$\hat{H}^{(1)} = \hat{H}_{\text{SO}} + \sum_{\Gamma \gamma} \frac{\hat{p}_{\Gamma \gamma}^2}{2} + \hat{H}_{A_1} + \hat{H}_{\text{LJT}}, \quad (\text{B3})$$

were diagonalized using Lapack (ZHEEV). Then, using the lowest 1000 linear vibronic states as the basis, the nonlinear JT Hamiltonian matrices,

$$\hat{H}^{(2)} = \hat{H}^{(1)} + \hat{H}_{\text{NLJT}}, \quad (\text{B4})$$

were calculated and diagonalized.

5. Effective magnetic moment

The effective magnetic moments were calculated within pure electronic (Elec.) and vibronic (Vibro.) models. The model Hamiltonians for these two cases are $\hat{H}_{\text{SO}} + \hat{H}_{\text{Zee}}$ and $\hat{H}^{(2)} + \hat{H}_{\text{Zee}}$, respectively, where, $\hat{H}^{(2)}$ corresponds to Eq. (B4). The magnetic field \mathbf{B} was applied along the z axis, $\mathbf{B} = (0, 0, B)$. The magnetic moments were calculated by

$$M_{\text{eff}} = \sqrt{3k_B T \chi(T)}, \quad (\text{B5})$$

where $\chi(T)$ is the magnetic susceptibility, $\chi(T) = \beta^{-1} \partial^2 \ln Z(T, B) / \partial B^2|_{B \rightarrow 0}$, $\beta = 1/(k_B T)$, and $Z(T, B)$ is the distribution function. In both cases, the Van Vleck's contribution is directly included in the energy levels.

6. Distribution of vibronic states under Zeeman splitting

At low temperature such that only the ground Γ_8 vibronic levels are occupied, the spatial distribution of the vibronic state is calculated as

$$\rho(\mathbf{Q}, \mathbf{B}, T) = \frac{\sum_M \rho_{\Gamma_8 M}(\mathbf{Q}) e^{-E_{\Gamma_8 M}(\mathbf{B})\beta}}{\sum_M e^{-E_{\Gamma_8 M}(\mathbf{B})\beta}}, \quad (\text{B6})$$

where, the sum is over the ground Γ_8 vibronic states, and $E_{\Gamma_8 M}(\mathbf{B})$ is the Zeeman split vibronic level. The difference of the distribution $\Delta\rho$ in Fig. 1(c) is defined by

$$\Delta\rho(\mathbf{Q}, \mathbf{B}, T) = \rho(\mathbf{Q}, \mathbf{B}, T) - \bar{\rho}(\mathbf{Q}), \quad (\text{B7})$$

where, $\bar{\rho}$ is the averaged density over the ground vibronic states M , $\bar{\rho} = \sum_M \rho_{\Gamma_8 M} / 4$.

-
- [1] W. Witczak-Krempa, G. Chen, Y. B. Kim, and L. Balents, "Correlated quantum phenomena in the strong spin-orbit regime," *Annu. Rev. Condens. Matter Phys.* **5**, 57 (2014).
 - [2] J. G. Rau, E. K.-H. Lee, and H.-Y. Kee, "Spin-Orbit Physics Giving Rise to Novel Phases in Correlated Systems: Iridates and Related Materials," *Annu. Rev. Condens. Matter Phys.* **7**, 195 (2016).
 - [3] K. E. Stitzer, M. D. Smith, and H.-C. zur Loye, "Crystal growth of Ba_2MOsO_6 ($M = \text{Li}, \text{Na}$) from reactive hydroxide fluxes," *Solid State Sci.* **4**, 311 (2002).
 - [4] E. J. Cussen, D. R. Lynham, and J. Rogers, "Magnetic Order Arising from Structural Distortion: Structure and Magnetic Properties of $\text{Ba}_2\text{LnMoO}_6$," *Chem. Mater.* **18**, 2855 (2006).
 - [5] A. S. Erickson, S. Misra, G. J. Miller, R. R. Gupta, Z. Schlesinger, W. A. Harrison, J. M. Kim, and I. R. Fisher, "Ferromagnetism in the Mott Insulator $\text{Ba}_2\text{NaOsO}_6$," *Phys. Rev. Lett.* **99**, 016404 (2007).
 - [6] H. J. Xiang and M.-H. Whangbo, "Cooperative effect of electron correlation and spin-orbit coupling on the electronic and magnetic properties of $\text{Ba}_2\text{NaOsO}_6$," *Phys. Rev. B* **75**, 052407 (2007).
 - [7] M. A. de Vries, A. C. McLaughlin, and J.-W. G. Bos, "Valence Bond Glass on an fcc Lattice in the Double Perovskite Ba_2YMoO_6 ," *Phys. Rev. Lett.* **104**, 177202 (2010).
 - [8] T. Aharen, J. E. Greedan, C. A. Bridges, A. A. Aczel, J. Rodriguez, G. MacDougall, G. M. Luke, T. Imai, V. K. Michaelis, S. Kroeker, H. Zhou, C. R. Wiebe, and L. M. D. Cranswick, "Magnetic properties of the geometrically frustrated $S = \frac{1}{2}$ antiferromagnets, $\text{La}_2\text{LiMoO}_6$ and Ba_2YMoO_6 , with the B-site ordered double perovskite structure: Evidence for a collective spin-singlet ground state," *Phys. Rev. B* **81**, 224409 (2010).

- [9] J. P. Carlo, J. P. Clancy, T. Aharen, Z. Yamani, J. P. C. Ruff, J. J. Wagman, G. J. Van Gastel, H. M. L. Noad, G. E. Granroth, J. E. Greedan, H. A. Dabkowska, and B. D. Gaulin, "Triplet and in-gap magnetic states in the ground state of the quantum frustrated fcc antiferromagnet Ba_2YMoO_6 ," *Phys. Rev. B* **84**, 100404(R) (2011).
- [10] A. J. Steele, P. J. Baker, T. Lancaster, F. L. Pratt, I. Franke, S. Ghannadzadeh, P. A. Goddard, W. Hayes, D. Prabhakaran, and S. J. Blundell, "Low-moment magnetism in the double perovskites Ba_2MOsO_6 ($M = \text{Li, Na}$)," *Phys. Rev. B* **84**, 144416 (2011).
- [11] M. A. de Vries, J. O. Piatek, M. Misk, J. S. Lord, H. M. Rønnow, and J.-W. G. Bos, "Low-temperature spin dynamics of a valence bond glass in Ba_2YMoO_6 ," *New J. Phys.* **15**, 043024 (2013).
- [12] F. C. Coomer and E. J. Cussen, "Structural and magnetic properties of $\text{Ba}_2\text{LuMoO}_6$: a valence bond glass," *J. Phys. Condens. Matter* **25**, 082202 (2013).
- [13] Z. Qu, Y. Zou, S. Zhang, L. Ling, L. Zhang, and Y. Zhang, "Spin-phonon coupling probed by infrared transmission spectroscopy in the double perovskite Ba_2YMoO_6 ," *J. Appl. Phys.* **113**, 17E137 (2013).
- [14] S. Gangopadhyay and W. E. Pickett, "Spin-orbit coupling, strong correlation, and insulator-metal transitions: The $J_{\text{eff}} = \frac{3}{2}$ ferromagnetic Dirac-Mott insulator $\text{Ba}_2\text{NaOsO}_6$," *Phys. Rev. B* **91**, 045133 (2015).
- [15] C. A. Marjerrison, C. M. Thompson, G. Sala, D. D. Maharaj, E. Kermarrec, Y. Cai, A. M. Hallas, M. N. Wilson, T. J. S. Munsie, G. E. Granroth, R. Flacau, J. E. Greedan, B. D. Gaulin, and G. M. Luke, "Cubic Re^{6+} ($5d^1$) Double Perovskites, $\text{Ba}_2\text{MgReO}_6$, $\text{Ba}_2\text{ZnReO}_6$, and $\text{Ba}_2\text{Y}_{2/3}\text{ReO}_6$: Magnetism, Heat Capacity, μSR , and Neutron Scattering Studies and Comparison with Theory," *Inorg. Chem.* **55**, 10701 (2016).
- [16] L. Xu, N. A. Bogdanov, A. Princep, P. Fulde, J. van den Brink, and L. Hozoi, "Covalency and vibronic couplings make a nonmagnetic $j = 3/2$ ion magnetic," *npj Quantum Mater.* **1**, 16029 (2016).
- [17] K.-H. Ahn, K. Pajskr, K.-W. Lee, and J. Kuneš, "Calculated g -factors of $5d$ double perovskites $\text{Ba}_2\text{NaOsO}_6$ and Ba_2YOsO_6 ," *Phys. Rev. B* **95**, 064416 (2017).
- [18] L. Lu, M. Song, W. Liu, A. P. Reyes, P. Kuhns, H. O. Lee, I. R. Fisher, and V. F. Mitrović, "Magnetism and local symmetry breaking in a Mott insulator with strong spin orbit interactions," *Nat. Commun.* **8**, 14407 (2017).
- [19] W. Liu, R. Cong, A. P. Reyes, I. R. Fisher, and V. F. Mitrović, "Nature of lattice distortions in the cubic double perovskite $\text{Ba}_2\text{NaOsO}_6$," *Phys. Rev. B* **97**, 224103 (2018).
- [20] G. Chen, R. Pereira, and L. Balents, "Exotic phases induced by strong spin-orbit coupling in ordered double perovskites," *Phys. Rev. B* **82**, 174440 (2010).
- [21] T. Dodds, T.-P. Choy, and Y. B. Kim, "Interplay between lattice distortion and spin-orbit coupling in double perovskites," *Phys. Rev. B* **84**, 104439 (2011).
- [22] H. Ishizuka and L. Balents, "Magnetism in $S = \frac{1}{2}$ double perovskites with strong spin-orbit interactions," *Phys. Rev. B* **90**, 184422 (2014).
- [23] W. M. H. Natori, E. C. Andrade, E. Miranda, and R. G. Pereira, "Chiral Spin-Orbital Liquids with Nodal Lines," *Phys. Rev. Lett.* **117**, 017204 (2016).
- [24] W. M. H. Natori, M. Daghofer, and R. G. Pereira, "Dynamics of a $j = \frac{3}{2}$ quantum spin liquid," *Phys. Rev. B* **96**, 125109 (2017).
- [25] J. Romhányi, L. Balents, and G. Jackeli, "Spin-Orbit Dimers and Noncollinear Phases in d^1 Cubic Double Perovskites," *Phys. Rev. Lett.* **118**, 217202 (2017).
- [26] C. Svoboda, M. Randeria, and N. Trivedi, "Orbital and spin order in spin-orbit coupled d^1 and d^2 double perovskites," arXiv:1702.03199 [cond-mat.str-el].
- [27] H. A. Jahn, "Stability of Polyatomic Molecules in Degenerate Electronic States. II. Spin Degeneracy," *Proc. R. Soc. Lond. A* **164**, 117 (1938).
- [28] L. F. Chibotaru, "Spin-Vibronic Superexchange in Mott-Hubbard Fullerides," *Phys. Rev. Lett.* **94**, 186405 (2005).
- [29] N. Iwahara and L. F. Chibotaru, "Dynamical Jahn-Teller Effect and Antiferromagnetism in Cs_3C_{60} ," *Phys. Rev. Lett.* **111**, 056401 (2013).
- [30] N. Iwahara and L. F. Chibotaru, "Dynamical Jahn-Teller instability in metallic fullerides," *Phys. Rev. B* **91**, 035109 (2015).
- [31] A. Krimmel, M. Mücksch, V. Tsurkan, M. M. Koza, H. Mutka, and A. Loidl, "Vibronic and Magnetic Excitations in the Spin-Orbital Liquid State of FeSc_2S_4 ," *Phys. Rev. Lett.* **94**, 237402 (2005).
- [32] S. Nakatsuji, K. Kuga, K. Kimura, R. Satake, N. Katayama, E. Nishibori, H. Sawa, R. Ishii, M. Hagiwara, F. Bridges, T. U. Ito, W. Higemoto, Y. Karaki, M. Halim, A. A. Nugroho, J. A. Rodriguez-Rivera, M. A. Green, and C. Broholm, "Spin-orbital short-range order on a honeycomb-based lattice," *Science* **336**, 559 (2012).
- [33] K. Kamazawa, M. Ishikado, S. Ohira-Kawamura, Y. Kawakita, K. Kakurai, K. Nakajima, and M. Sato, "Interaction of spin-orbital-lattice degrees of freedom: Vibronic state of the corner-sharing-tetrahedral frustrated spin system $\text{HoBaFe}_4\text{O}_7$ by dynamical Jahn-Teller effect," *Phys. Rev. B* **95**, 104413 (2017).
- [34] R. Nirmala, K.-H. Jang, H. Sim, H. Cho, J. Lee, N.-G. Yang, S. Lee, R. M. Ibberson, K. Kakurai, M. Matsuda, S.-W. Cheong, V. V. Gapontsev, S. V. Streltsov, and J.-G. Park, "Spin glass behavior in frustrated quantum spin system CuAl_2O_4 with a possible orbital liquid state," *J. Phys. Condens. Matter* **29**, 13LT01 (2017).
- [35] S. Sugano, Y. Tanabe, and H. Kamimura, *Multiplets of Transition-Metal Ions in Crystals* (Academic Press, New York, 1970).
- [36] M. Kotani, "Properties of d -Electrons in Complex Salts. Part I Paramagnetism of Complex Salts," *Prog. Theor. Phys. Suppl.* **14**, 1 (1960).
- [37] G. F. Koster, J. O. Dimmock, R. G. Wheeler, and H. Statz, *Properties of the thirty-two point groups* (MIT press, Massachusetts, 1963).
- [38] M. Kotani, "On the Magnetic Moment of Complex Ions. (I)," *J. Phys. Soc. Jpn.* **4**, 293 (1949).
- [39] H. A. Jahn and E. Teller, "Stability of polyatomic molecules in degenerate electronic states - I—Orbital degeneracy," *Proc. R. Soc. Lond. A* **161**, 220 (1937).
- [40] I. B. Bersuker and V. Z. Polinger, *Vibronic Interactions in Molecules and Crystals* (Springer-Verlag, Berlin and Heidelberg, 1989).
- [41] M. D. Kaplan and B. G. Vekhter, *Cooperative Phenomena in Jahn-Teller Crystals* (Plenum Press, New York and London, 1995).
- [42] The Os-O distance in $\text{Ba}_2\text{LiOsO}_6$ is longer by 0.019 Å than that in $\text{Ba}_2\text{NaOsO}_6$.
- [43] A. D. Liehr, "Topological aspects of the conformational stability problem. Part I. Degenerate electronic states," *J. Phys. Chem.* **67**, 389 (1963).

- [44] See Supplemental Materials for the fitting of the APES, the analysis of the static JT effect, the vibronic levels.
- [45] The present static JT stabilization energies are larger by 1.5-3 times for Ba_2AOsO_6 and 10 times smaller for Ba_2YMoO_6 than the previous *ab initio* values obtained by the “z-axis-only compression” (10, 15, and 40 meV, respectively) [16]. There are two reasons for the discrepancy. (i) According to Fig. 2b in Ref. [16], the “z-axis-only compression” is a linear combination of a_{1g} and $e_g\theta$ modes. Since the experimental crystal structure is not fully relaxed in the sense of *ab initio* treatment, the contribution from the a_{1g} mode is included in the stabilization energy after the e_g mode. (ii) Relatively large numerical noise might modify the calculated vibronic coupling parameters due to the large deviation of the *ab initio* energy from their fitting curve (Fig. 2c in Ref. [16]).
- [46] The resolution of neutron scattering measurement of Ba_2YMoO_6 at 2.7 K is 0.2 % of the lattice constant (≈ 0.0167 Å) and that of the room-temperature x-ray scattering data is half of it [8]. In NMR measurement, the distortion of $\text{Ba}_2\text{NaOsO}_6$ is expected between 0.002-0.066 Å [18].
- [47] O. Kahn and S. F. A. Kettle, “Influence du couplage vibronique sur le paramagnétisme d’un complexe cubique dans l’état électronique 2T_2 ,” *Theor. chim. acta* **27**, 187 (1972).
- [48] O. Kahn and S. F. A. Kettle, “Vibronic coupling in cubic complexes,” *Mol. Phys.* **29**, 61 (1975).
- [49] N. Iwahara, V. Vieru, L. Ungur, and L. F. Chibotaru, “Zeeman interaction and Jahn-Teller effect in the Γ_8 multiplet,” *Phys. Rev. B* **96**, 064416 (2017).
- [50] The latter leads to the mixing of the excited linear vibronic states into the ground one. The ground Γ_8 states mainly consist of the ground linear Γ_8 vibronic states (87.2 % for $\text{Ba}_2\text{LiOsO}_6$ and 93.5 % for $\text{Ba}_2\text{NaOsO}_6$) and the excited ones involving 2-4 vibrational excitations at 46.9 and 78.1 meV, respectively (9.8 % and 5.2 %).
- [51] Y. Matsuda, N. Iwahara, K. Tanigaki, and L. F. Chibotaru, “Manifestation of vibronic dynamics in infrared spectra of Mott insulating fullerenes,” arXiv:1805.07753 [cond-mat.str-el].
- [52] M. S. Child and H. C. Longuet-Higgins, “Studies of the Jahn-Teller effect III. The rotational and vibrational spectra of symmetric-top molecules in electronically degenerate states,” *Phil. Trans. R. Soc. A* **254**, 259 (1961).
- [53] F. S. Ham, “Effect of Linear Jahn-Teller Coupling on Paramagnetic Resonance in a 2E State,” *Phys. Rev.* **166**, 307 (1968).
- [54] NMR probes local properties whereas the magnetic susceptibility reflects the macroscopic properties. Thus, the effect of the surroundings might be included in the low- T values from χ .
- [55] K. Yamamura, M. Wakeshima, and Y. Hinatsu, “Structural phase transition and magnetic properties of double perovskites Ba_2CaMO_6 ($M = \text{W, Re, Os}$),” *J. Solid State Chem.* **179**, 605 (2006).
- [56] T. Aharen, J. E. Greedan, C. A. Bridges, A. A. Aczel, J. Rodriguez, G. MacDougall, G. M. Luke, V. K. Michaelis, S. Kroeker, C. R. Wiebe, H. Zhou, and L. M. D. Cranswick, “Structure and magnetic properties of the $S = 1$ geometrically frustrated double perovskites $\text{La}_2\text{LiReO}_6$ and Ba_2YReO_6 ,” *Phys. Rev. B* **81**, 064436 (2010).
- [57] C. M. Thompson, J. P. Carlo, R. Flacau, T. Aharen, I. A. Leahy, J. R. Pollicemi, T. J. S. Munsie, T. Medina, G. M. Luke, J. Munevar, S. Cheung, T. Goko, Y. J. Uemura, and J. E. Greedan, “Long-range magnetic order in the $5d^2$ double perovskite $\text{Ba}_2\text{CaOsO}_6$: comparison with spin-disordered Ba_2YReO_6 ,” *J. Phys. Condens. Matter* **26**, 306003 (2014).
- [58] C. A. Marjerrison, C. M. Thompson, A. Z. Sharma, A. M. Hallas, M. N. Wilson, T. J. S. Munsie, R. Flacau, C. R. Wiebe, B. D. Gaulin, G. M. Luke, and J. E. Greedan, “Magnetic ground states in the three Os^{6+} ($5d^2$) double perovskites Ba_2MOsO_6 ($M = \text{Mg, Zn, and Cd}$) from Néel order to its suppression,” *Phys. Rev. B* **94**, 134429 (2016).
- [59] H. L. Feng, S. Calder, M. P. Ghimire, Y.-H. Yuan, Y. Shirako, Y. Tsujimoto, Y. Matsushita, Z. Hu, C.-Y. Kuo, L. H. Tjeng, T.-W. Pi, Y.-L. Soo, J. He, M. Tanaka, Y. Katsuya, M. Richter, and K. Yamaura, “ $\text{Ba}_2\text{NiOsO}_6$: A Dirac-Mott insulator with ferromagnetism near 100 K,” *Phys. Rev. B* **94**, 235158 (2016).
- [60] H. Ishikawa, T. Takayama, R. K. Kremer, J. Nuss, R. Dinnebier, K. Kitagawa, K. Ishii, and H. Takagi, “Ordering of hidden pseudo-dipolar moments in spin-orbital entangled $5d^1$ Ta chlorides,” arXiv:1807.08311 [cond-mat.str-el].
- [61] L. Seijo and Z. Barandiarán, “Computational Modelling of the Magnetic Properties of Lanthanide Compounds,” in *Computational Chemistry: Reviews of Current Trends*, Vol. 4, edited by J. Leszczynski (World Scientific, Singapore, 1999) pp. 55–152.
- [62] A. A. Granovsky, “Extended multi-configuration quasi-degenerate perturbation theory: The new approach to multi-state multi-reference perturbation theory,” *J. Chem. Phys.* **134**, 214113 (2011).
- [63] T. Shiozaki, W. Györfy, P. Celani, and H.-J. Werner, “Extended multi-state complete active space second-order perturbation theory: Energy and nuclear gradients,” *J. Chem. Phys.* **135**, 081106 (2011).
- [64] F. Aquilante, J. Autschbach, R. K. Carlson, L. F. Chibotaru, M. G. Delcey, L. De Vico, I. Fdez. Galván, N. Ferré, L. M. Frutos, L. Gagliardi, M. Garavelli, A. Giussani, C. E. Hoyer, G. Li Manni, H. Lischka, D. Ma, P.-Å. Malmqvist, T. Müller, A. Nenov, M. Olivucci, T. B. Pedersen, D. Peng, F. Plasser, B. Pritchard, M. Reiher, I. Rivalta, I. Schapiro, J. Segarra-Martí, M. Stenrup, D. G. Truhlar, L. Ungur, A. Valentini, S. Vancoillie, V. Veryazov, V. P. Vysotskiy, O. Weingart, F. Zapata, and R. Lindh, “Molcas 8: New capabilities for multi-configurational quantum chemical calculations across the periodic table,” *J. Comput. Chem.* **37**, 506 (2016).
- [65] F. Neese, “The ORCA program system,” *Comput. Mol. Sci.* **2**, 73 (2012).
- [66] H.-J. Werner, P. J. Knowles, G. Knizia, F. R. Manby, and M. Schütz, “Molpro: a general-purpose quantum chemistry program package,” *Comput. Mol. Sci.* **2**, 242 (2012).

Supplemental Materials for “Spin-orbital-lattice entangled states in cubic d^1 double perovskites”

Naoya Iwahara,* Veaceslav Vieru, and Liviu F. Chibotaru†

Theory of Nanomaterials Group, University of Leuven, Celestijnenlaan 200F, B-3001 Leuven, Belgium

(Dated: January 12, 2022)

Supplemental Materials contain followings:

1. Fitting of the APES to the model JT Hamiltonian
2. Analysis of the APES and Jahn-Teller deformed coordinates
3. The low-energy vibronic levels and expectation values of magnetic moments

I. FITTING OF THE APES

The fittings of the *ab initio* $^2T_{2g}$ APES to the model $t_{2g} \otimes (e_g \oplus t_{2g})$ JT Hamiltonian are shown in Figs. S1, S2, and S3.

II. STATIC JAHN-TELLER EFFECT

Since the APES of $(\Gamma_7 \oplus \Gamma_8) \otimes (e_g \oplus t_{2g})$ JT system is complex, we first derive that of $\Gamma_8 \otimes (e_g \oplus t_{2g})$ JT problem. This is a good starting point to find the global minima of the APES of the former system when the splitting between the two electronic terms are large enough. Based on the knowledge on the $\Gamma_8 \otimes (e_g \oplus t_{2g})$ JT system, the global minima of $(\Gamma_7 \oplus \Gamma_8) \otimes (e_g \oplus t_{2g})$ JT system is searched numerically.

A. APES of $\Gamma_8 \otimes (e_g \oplus t_{2g})$ model

The expression of the adiabatic potential energy surface (APES) of the Γ_8 system is shown. The main part of the problem was done by Liehr [1] taking into account up to quadratic vibronic term. In this work, we include up to forth order for the E_g mode. Finding all minima of the APES is not so simple, we only show two types of minima as before [1].

The static Jahn-Teller Hamiltonian is written as

$$H_{\text{SJT}} = \left[\sum_{\Lambda\lambda} \frac{\omega_{\Lambda}^2}{2} Q_{\Lambda\lambda}^2 + U' \right] I + V_{\text{JT}}, \quad (\text{S1})$$

$$V_{\text{JT}} = \sum_{\Lambda\lambda} \Theta_{\Lambda\lambda} C_{\Lambda\lambda}. \quad (\text{S2})$$

Here, $\Theta_{\Lambda\lambda}$ is the polynomial of coordinates defined by

$$\begin{aligned} \Theta_{E\lambda} &= \frac{v_E}{2} Q_{E\lambda} + \frac{1}{2!} \frac{v_E^{EE}}{2} \{Q_E \otimes Q_E\}_{E\lambda} \\ &+ \frac{1}{2!} \frac{v_E^{T_2T_2}}{2} \{Q_{T_2} \otimes Q_{T_2}\}_{E\lambda} \\ &+ \frac{1}{3!} \frac{v_E^{EEE}}{2} \{Q_E \otimes Q_E \otimes Q_E\}_{E\lambda} \\ &+ \sum_{n=1,2} \frac{1}{4!} \frac{v_E^{EEEE}}{2} \{Q_E \otimes Q_E \otimes Q_E \otimes Q_E\}_{nE\lambda}, \\ \Theta_{T_2\lambda} &= \frac{v_{T_2}}{\sqrt{6}} Q_{T_2\lambda} + \frac{1}{2!} \frac{v_{T_2}^{T_2T_2}}{\sqrt{6}} \{Q_{T_2} \otimes Q_{T_2}\}_{T_2\lambda} \\ &+ \frac{1}{2!} \frac{v_{T_2}^{ET_2}}{\sqrt{6}} \{Q_E \otimes Q_{T_2}\}_{T_2\lambda}. \end{aligned} \quad (\text{S3})$$

$\{Q_{\Lambda_1} \otimes \dots \otimes Q_{\Lambda_n}\}_{\Lambda\lambda}$ indicate the symmetrized products of n coordinates. I is four dimensional identity matrix, and C 's are defined as follows:

$$\begin{aligned} C_{E\theta} &= \begin{pmatrix} 1 & 0 & 0 & 0 \\ 0 & -1 & 0 & 0 \\ 0 & 0 & -1 & 0 \\ 0 & 0 & 0 & 1 \end{pmatrix}, \quad C_{E\epsilon} = \begin{pmatrix} 0 & 0 & 1 & 0 \\ 0 & 0 & 0 & 1 \\ 1 & 0 & 0 & 0 \\ 0 & 1 & 0 & 0 \end{pmatrix}, \\ C_{T_2\xi} &= \begin{pmatrix} 0 & i & 0 & 0 \\ -i & 0 & 0 & 0 \\ 0 & 0 & 0 & -i \\ 0 & 0 & i & 0 \end{pmatrix}, \quad C_{T_2\eta} = \begin{pmatrix} 0 & 1 & 0 & 0 \\ 1 & 0 & 0 & 0 \\ 0 & 0 & 0 & -1 \\ 0 & 0 & -1 & 0 \end{pmatrix}, \\ C_{T_2\zeta} &= \begin{pmatrix} 0 & 0 & -i & 0 \\ 0 & 0 & 0 & -i \\ i & 0 & 0 & 0 \\ 0 & i & 0 & 0 \end{pmatrix}. \end{aligned} \quad (\text{S4})$$

The basis of the matrices is in the increasing order of M of $|\Gamma_8, M\rangle$. In this section, the operator sign $\hat{}$ is omitted because coordinate representation is used.

Expressing $\Theta_{\Lambda\lambda}$ by polar coordinates,

$$\begin{aligned} \Theta_{E\theta} &= X \cos \gamma \cos \phi, \\ \Theta_{E\epsilon} &= X \cos \gamma \sin \phi, \\ \Theta_{T_2\xi} &= X \sin \gamma \sin \alpha \cos \beta, \\ \Theta_{T_2\eta} &= X \sin \gamma \sin \alpha \sin \beta, \\ \Theta_{T_2\zeta} &= X \sin \gamma \cos \alpha, \end{aligned} \quad (\text{S5})$$

* naoya.iwahara@gmail.com

† liviu.chibotaru@gmail.com

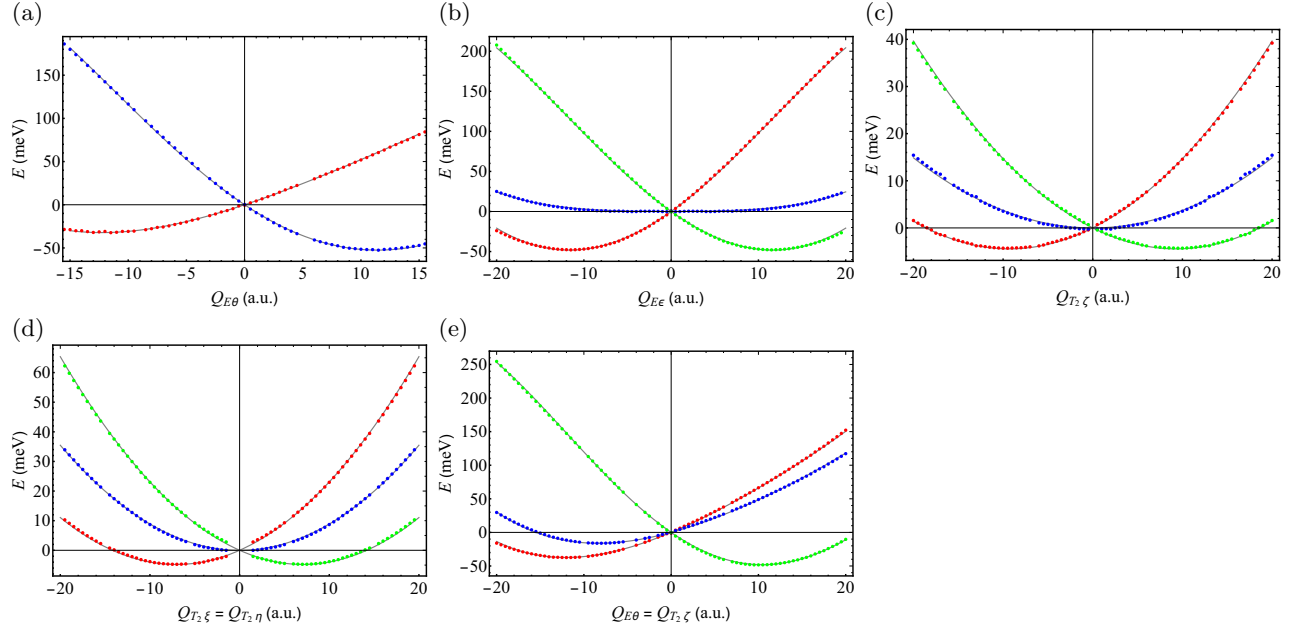


FIG. S1. APES of $\text{Ba}_2\text{LiOsO}_6$ with (a) $E_g\theta$, (b) $E_g\epsilon$, (c) $T_{2g}\zeta$, (d) $T_{2g}\xi + T_{2g}\eta$, and (e) $T_{2g}\zeta + E_g\theta$ distortions of octahedron. Points show the *ab initio* calculated data and the continuous lines show the calculations using the JT Hamiltonian.

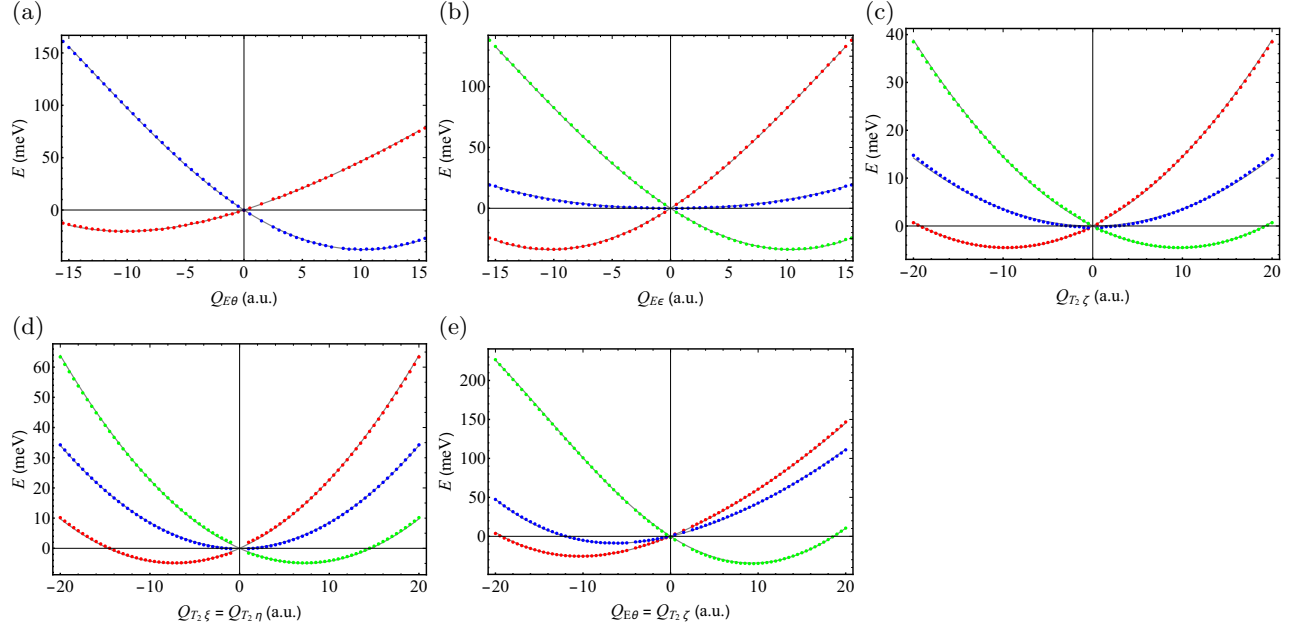


FIG. S2. APES of $\text{Ba}_2\text{NaOsO}_6$ with (a) $E_g\theta$, (b) $E_g\epsilon$, (c) $T_{2g}\zeta$, (d) $T_{2g}\xi + T_{2g}\eta$, and (e) $T_{2g}\zeta + E_g\theta$ distortions of octahedron. Points show the *ab initio* calculated data and the continuous lines show the calculations using the JT Hamiltonian.

the Jahn-Teller term V_{JT} is diagonalized as follows:

Here,

$$D_R^\dagger D_{T_2}^\dagger D_E^\dagger V_{\text{JT}} D_E D_{T_2} D_R = \begin{pmatrix} X & 0 & 0 & 0 \\ 0 & X & 0 & 0 \\ 0 & 0 & -X & 0 \\ 0 & 0 & 0 & -X \end{pmatrix}. \quad (\text{S6})$$

$$D_E = \begin{pmatrix} \cos \frac{\phi}{2} & 0 & \sin \frac{\phi}{2} & 0 \\ 0 & \sin \frac{\phi}{2} & 0 & -\cos \frac{\phi}{2} \\ \sin \frac{\phi}{2} & 0 & -\cos \frac{\phi}{2} & 0 \\ 0 & \cos \frac{\phi}{2} & 0 & \sin \frac{\phi}{2} \end{pmatrix},$$

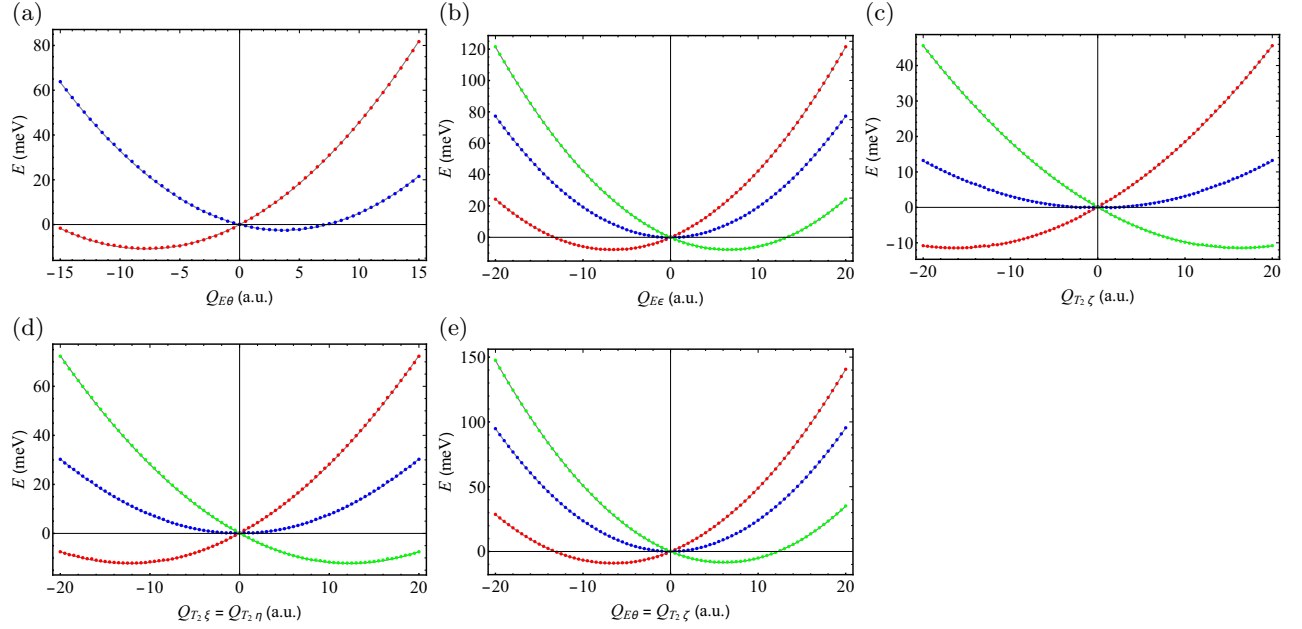


FIG. S3. APES of Ba_2YMoO_6 with (a) $E_g\theta$, (b) $E_g\epsilon$, (c) $T_{2g}\zeta$, (d) $T_{2g}\xi + T_{2g}\eta$, and (e) $T_{2g}\zeta + E_g\theta$ distortions of octahedron. Points show the *ab initio* calculated data and the continuous lines show the calculations using the JT Hamiltonian.

$$\begin{aligned}
 D_{T_2} &= \begin{pmatrix} e^{-\frac{i\beta}{2}} & 0 & 0 & 0 \\ 0 & e^{\frac{i\beta}{2}} & 0 & 0 \\ 0 & 0 & e^{-\frac{i\beta}{2}} & 0 \\ 0 & 0 & 0 & e^{\frac{i\beta}{2}} \end{pmatrix} \\
 &\times \begin{pmatrix} 0 & 0 & \sin \frac{\alpha}{2} & -\cos \frac{\alpha}{2} \\ 0 & 0 & \cos \frac{\alpha}{2} & \sin \frac{\alpha}{2} \\ \sin \frac{\alpha}{2} & -\cos \frac{\alpha}{2} & 0 & 0 \\ \cos \frac{\alpha}{2} & \sin \frac{\alpha}{2} & 0 & 0 \end{pmatrix}, \\
 D_R &= \begin{pmatrix} -i \sin \frac{\gamma}{2} & 0 & i \cos \frac{\gamma}{2} & 0 \\ 0 & i \sin \frac{\gamma}{2} & 0 & -i \cos \frac{\gamma}{2} \\ \cos \frac{\gamma}{2} & 0 & \sin \frac{\gamma}{2} & 0 \\ 0 & \cos \frac{\gamma}{2} & 0 & \sin \frac{\gamma}{2} \end{pmatrix}. \quad (\text{S7})
 \end{aligned}$$

Thus, the adiabatic potential energy surface (APES) is written as

$$U = \sum_{\Lambda\lambda} \frac{\omega_{\Lambda}^2}{2} Q_{\Lambda\lambda}^2 + U' - X. \quad (\text{S8})$$

Now, we search the extrema of the APES (S8). To this end, first we transform the basis of the T_{2g} representation

into the trigonal one [Eq. (3.2-7) in Ref. [1]]:

$$\begin{aligned}
 (Q_{T_2\xi}, Q_{T_2\eta}, Q_{T_2\zeta}) &= (Q'_A, Q'_{E\theta}, Q'_{E\epsilon}) \\
 &\times \begin{pmatrix} \frac{1}{\sqrt{3}} & \frac{1}{\sqrt{3}} & \frac{1}{\sqrt{3}} \\ -\frac{1}{\sqrt{6}} & -\frac{1}{\sqrt{6}} & \sqrt{\frac{2}{3}} \\ \frac{1}{\sqrt{2}} & -\frac{1}{\sqrt{2}} & 0 \end{pmatrix}. \quad (\text{S9})
 \end{aligned}$$

In the new coordinate systems, $(Q'_A, Q'_{E\theta}, Q'_{E\epsilon})$, the first one transform totally symmetric under C_3 rotation, and the second and the third ones transform as if they are $E\theta$ and $E\epsilon$ coordinates, respectively. Polar coordinates are introduced as

$$\begin{aligned}
 Q_{E\theta} &= \rho_E \cos \theta_E, & Q_{E\epsilon} &= \rho_E \sin \theta_E, \\
 Q'_{E\theta} &= Q'_E \cos \theta'_{T_2}, & Q'_{E\epsilon} &= Q'_E \sin \theta'_{T_2}, \\
 Q'_A &= \rho'_{T_2} \cos \gamma'_{T_2}, & Q'_E &= \rho'_{T_2} \sin \gamma'_{T_2}. \quad (\text{S10})
 \end{aligned}$$

Using the new coordinates, Eqs. (S9) and (S10), the elastic term in Eq. (S8) becomes

$$U_0 = \frac{\omega_E^2}{2} \rho_E^2 + \frac{\omega_{T_2}^2}{2} \rho_{T_2}^2 - \frac{v_{A_1}^{EEE}}{12} \rho_E^3 \cos 3\theta_E + \frac{v_{A_1}^{EEEE}}{48} \rho_E^4, \quad (\text{S11})$$

and $X^2 = \Theta_{E\theta}^2 + \Theta_{E\epsilon}^2 + \Theta_{T_2\xi}^2 + \Theta_{T_2\eta}^2 + \Theta_{T_2\zeta}^2$ is calculated as

$$X^2 = \frac{v_E^2}{4} \rho_E^2 + \left(\frac{v_E v_E^{EEE}}{24} + \frac{(v_E^{EE})^2}{32} \right) \rho_E^4 + \left(\frac{(v_E^{EEE})^2}{576} + \frac{v_E^{EE} v_{1E}^{EEEE}}{192\sqrt{2}} \right) \rho_E^6 + \left(\frac{(v_{1E}^{EEEE})^2}{9216} + \frac{(v_{2E}^{EEEE})^2}{18432} \right) \rho_E^8$$

$$\begin{aligned}
& + \frac{v_{T_2}^2}{6} \rho_{T_2}'^2 + \frac{(v_{T_2}^{ET_2})^2}{12} \rho_E^2 \rho_{T_2}'^2 + \frac{1}{24\sqrt{6}} \left(3v_{T_2} \cos \gamma_{T_2}' + 5v_{T_2} v_{T_2}^{T_2 T_2} \cos 3\gamma_{T_2}' \right) \rho_{T_2}'^3 \\
& + \frac{(v_E^{T_2 T_2})^2}{96} (\sin^4 \gamma_{T_2}' + 2 \sin^4 2\gamma_{T_2}') \rho_{T_2}'^4 + \frac{(v_{T_2}^{T_2 T_2})^2}{144} (4 \cos^4 \gamma_{T_2}' + 3 \sin^4 \gamma_{T_2}') \rho_{T_2}'^4 \\
& - \left\{ \frac{v_E v_E^{EE}}{4\sqrt{2}} \rho_E^3 + \frac{1}{96\sqrt{2}} \left[v_E \left(\sqrt{2} v_{1E}^{EEEE} + v_{2E}^{EEEE} \right) + 2v_E^{EE} v_E^{EEE} \right] \rho_E^5 \right. \\
& + \frac{1}{1152\sqrt{2}} v_E^{EEE} \left(\sqrt{2} v_{1E}^{EEEE} + v_{2E}^{EEEE} \right) \rho_E^7 + \frac{v_{T_2} v_{T_2}^{T_2 T_2}}{6\sqrt{3}} \sin^3 \gamma_{T_2}' \rho_{T_2}'^3 \\
& + \left. \frac{3(v_E^{T_2 T_2})^2 - 2(v_{T_2}^{T_2 T_2})^2}{36\sqrt{2}} \cos \gamma_{T_2}' \sin^3 \gamma_{T_2}' \rho_{T_2}'^4 \right\} \cos 3\theta_E \\
& + \left(\frac{v_E^{EE} v_{2E}^{EEEE}}{384} \rho_E^6 + \frac{v_{1E}^{EEEE} v_{2E}^{EEEE}}{4608\sqrt{2}} \rho_E^8 \right) \cos 6\theta_E \\
& + \left[\left(\frac{v_{T_2} v_{T_2}^{ET_2}}{6} + \frac{v_E v_E^{T_2 T_2}}{4\sqrt{6}} \right) \rho_E \rho_{T_2}'^2 + \frac{v_{T_2} v_{T_2}^{T_2 T_2} v_E^{EEE}}{48\sqrt{6}} \rho_E^3 \rho_{T_2}'^2 - \frac{v_{T_2} v_{T_2}^{T_2 T_2} v_{1E}^{EEEE}}{192\sqrt{3}} \sin 2\gamma_{T_2}' \rho_E^4 \rho_{T_2}'^2 \right] \cos (\theta_E + 2\theta_{T_2}') \\
& + \left(\frac{v_{T_2} v_{T_2}^{ET_2}}{3\sqrt{2}} + \frac{v_E v_E^{T_2 T_2}}{4\sqrt{3}} \right) \rho_E \rho_{T_2}'^2 \sin 2\gamma_{T_2}' \cos (\theta_E - \theta_{T_2}') \\
& + \left(\frac{(v_{T_2}^{ET_2})^2}{12\sqrt{2}} - \frac{v_E^{EE} v_E^{T_2 T_2}}{8\sqrt{6}} \right) \rho_E^2 \rho_{T_2}'^2 \sin 2\gamma_{T_2}' \cos (2\theta_E + \theta_{T_2}') \\
& + \left[\left(\frac{(v_{T_2}^{ET_2})^2}{24} - \frac{v_E^{EE} v_E^{T_2 T_2}}{16\sqrt{3}} \right) \rho_E^2 \rho_{T_2}'^2 - \frac{v_{T_2} v_{T_2}^{T_2 T_2} v_{1E}^{EEEE}}{192\sqrt{6}} \sin^2 \gamma_{T_2}' \rho_E^4 \rho_{T_2}'^2 \right] \cos (2\theta_E - 2\theta_{T_2}') \\
& - \frac{v_{T_2} v_{T_2}^{T_2 T_2} v_{2E}^{EEEE}}{384\sqrt{3}} \sin^2 \gamma_{T_2}' \cos (4\theta_E + 2\theta_{T_2}') \rho_E^2 \rho_{T_2}'^4 - \frac{v_{T_2} v_{T_2}^{T_2 T_2} v_{2E}^{EEEE}}{192\sqrt{6}} \sin 2\gamma_{T_2}' \cos (4\theta_E - \theta_{T_2}') \rho_E^2 \rho_{T_2}'^4. \tag{S12}
\end{aligned}$$

It is readily found that each term is invariant under the C_3 rotation ($n = 0, \pm 1$):

$$\theta_E \rightarrow \theta_E + \frac{2\pi}{3}n, \quad \theta_{T_2}' \rightarrow \theta_{T_2}' + \frac{2\pi}{3}n.$$

The derivatives of U with respect to θ_E and θ_{T_2}' ,

$$\frac{\partial U}{\partial \theta_E} = -\frac{v_{A_1}^{EEE}}{4} \rho_E^3 \sin 3\theta_E - \frac{1}{2X^2} \frac{\partial X^2}{\partial \theta_E}, \quad \frac{\partial U}{\partial \theta_{T_2}'} = -\frac{1}{2X^2} \frac{\partial X^2}{\partial \theta_{T_2}'}, \tag{S13}$$

become zero for arbitrary ρ_E , ρ_{T_2}' , and γ_{T_2}' when

$$\theta_E = \frac{\pi}{3}j, \quad \theta_{T_2}' = \frac{\pi}{3}(j - 3k), \tag{S14}$$

for integers j, k . Similarly, the derivative of U with respect to γ_{T_2}' at Eq. (S14) is

$$\begin{aligned}
2X^2 \frac{\partial U}{\partial \gamma_{T_2}'} &= \frac{\partial X^2}{\partial \gamma_{T_2}'} \\
&= \left\{ \frac{1}{8\sqrt{3}} v_{T_2} v_{T_2}^{T_2 T_2} \left[-\sqrt{2}(3 + 5 \cos 2\gamma_{T_2}') + 2(-1)^{j+k} \sin 2\gamma_{T_2}' \right] \right. \\
&+ \frac{1}{288} \left[3(v_E^{T_2 T_2})^2 - 2(v_{T_2}^{T_2 T_2})^2 \right] \left[9 \cos \gamma_{T_2}' + 7 \cos 3\gamma_{T_2}' + (-1)^{j+k} 4\sqrt{2} \sin 3\gamma_{T_2}' \right] \rho_{T_2}'^3 \sin \gamma_{T_2}' \\
&+ \frac{1}{384\sqrt{6}} \left\{ (-1)^j 16\sqrt{6} \left(4v_{T_2} v_{T_2}^{ET_2} + \sqrt{6} v_E v_E^{T_2 T_2} \right) + 4\sqrt{6} \left[(2v_{T_2}^{ET_2})^2 - \sqrt{3} v_E^{EE} v_E^{T_2 T_2} \right] \rho_E \right. \\
&+ \left. (-1)^j 8v_E^{EEE} v_E^{T_2 T_2} \rho_E^2 - \left(2v_{1E}^{EEEE} + \sqrt{2} v_{2E}^{EEEE} \right) \rho_E^3 \right\} \rho_E \rho_{T_2}'^2 \left[(-1)^{j+k} 2\sqrt{2} \cos 2\gamma_{T_2}' + \sin 2\gamma_{T_2}' \right]. \tag{S15}
\end{aligned}$$

There are two solutions that each term becomes zero (sufficient conditions for $\partial U / \partial \gamma_{T_2}' = 0$):

- (a) $\gamma'_T = l\pi$ or $\sin \gamma'_T = (-1)^l \frac{2}{3}\sqrt{2}$ and $\cos \gamma'_T = -(-1)^{l+j-k} \frac{1}{3}$ (l : integers),
- (b) $\sin \gamma'_T = \pm(-1)^{j-k} \sqrt{\frac{2}{3}}$ and $\cos \gamma'_T = \pm \frac{1}{\sqrt{3}}$.

For each case, we derive the Jahn-Teller distortions.

- (a) First, we consider the former case, $\gamma'_T = l\pi$. Since $\sin \gamma'_T = 0$, the coefficients of the first and the second terms of Eq. (S15) become zero. The third and fourth lines also becomes zero when either $\rho_E = 0$ or

$$(-1)^j 16\sqrt{6} \left(4v_{T_2} v_{T_2}^{ET_2} + \sqrt{6} v_E v_E^{T_2 T_2} \right) + 4\sqrt{6} \left[(2v_{T_2}^{ET_2})^2 - \sqrt{3} v_E^{EE} v_E^{T_2 T_2} \right] \rho_E + (-1)^j 8v_E^{EEE} v_E^{T_2 T_2} \rho_E^2 - \left(2v_{1E}^{EEEE} + \sqrt{2} v_{2E}^{EEEE} \right) \rho_E^3 = 0. \quad (\text{S16})$$

The latter without cubic and quartic vibronic couplings is fulfilled when

$$\rho_E = (-1)^j 4 \frac{4v_{T_2} v_{T_2}^{ET_2} + \sqrt{6} v_E v_E^{T_2 T_2}}{\sqrt{3} v_E^{EE} v_E^{T_2 T_2} - (2v_{T_2}^{ET_2})^2}. \quad (\text{S17})$$

Since the denominator is much smaller than the numerator (first order coupling is usually stronger than the quadratic coupling), this deformation of the E_g mode is far from that for the global minima (for large deformation, the energy becomes large due to elastic term). Thus, at least in the present case, the latter possibility can be ruled out. When $\rho_E = 0$, the APES becomes

$$U = \frac{\omega_{T_2}^2}{2} \rho_{T_2}^2 - \frac{\rho'_{T_2}}{6} \left| \sqrt{6} v_{T_2} + (-1)^l v_{T_2}^{T_2 T_2} \rho'_{T_2} \right|. \quad (\text{S18})$$

Choosing l so that the signs of v_{T_2} and $(-1)^l v_{T_2}^{T_2 T_2}$ become the same, ρ'_{T_2} for the minimum of the APES is obtained as

$$\rho'_{T_2} = \sqrt{\frac{3}{2}} \frac{v_{T_2}}{3\omega_{T_2}^2 - v_{T_2}^{T_2 T_2}}, \quad (\text{S19})$$

and the energy is

$$U = -\frac{v_{T_2}^2}{12\omega_{T_2}^2 - 4(v_{T_2}^{T_2 T_2})}. \quad (\text{S20})$$

Since $\sin \gamma'_{T_2} = 0$ and $\rho_E = 0$, the positions of extrema are described as

$$Q_{E\theta} = Q_{E\epsilon} = Q'_{E\theta} = Q'_{E\epsilon} = 0, \quad Q'_A = (-1)^l \rho'_{T_2} \neq 0. \quad (\text{S21})$$

From the definition of the trigonal coordinates, Eq. (S9), this deformation indicates that all T_{2g} distortions equally contribute to the JT distortion, and the symmetry of the deformed structure has trigonal symmetry.

Now, we consider the second case. By the similar discussion, the potential energy surface reduces to

$$U = \frac{\omega_{T_2}^2}{2} \rho_{T_2}^2 - \frac{\rho'_{T_2}}{6} \left| \sqrt{6} v_{T_2} + (-1)^{j+k+l} v_{T_2}^{T_2 T_2} \rho'_{T_2} \right|. \quad (\text{S22})$$

and ρ'_{T_2} for the minima and the stabilization energy correspond to the first case. The deformed structure is given by one of the trigonal structures for $(-1)^{j-k} = 1$ or

$$Q_\xi = Q_\eta = (-1)^l \frac{1}{3\sqrt{3}} \rho'_{T_2}, \quad Q_\zeta = -(-1)^l \frac{5}{3\sqrt{3}} \rho'_{T_2} \quad (\text{S23})$$

for $(-1)^{j-k} = -1$.

(b) All terms of $\partial U / \partial \gamma'_{T_2}$ becomes zero. The APES becomes

$$U = \frac{\omega_E^2}{2} \rho_E^2 - \frac{v_{A_1}^{EEE}}{12} \rho_E^3 \cos 3\theta_E + \frac{v_{A_1}^{EEEE}}{48} \rho_E^4 + \frac{\omega_{T_2}^2}{2} \rho_{T_2}^2 - \left\{ \left(\frac{v_E}{2} \rho_E - (-1)^j \frac{v_E^{EE}}{4\sqrt{2}} \rho_E^2 + \frac{v_E^{EEE}}{24} \rho_E^3 \right. \right. \\ \left. \left. - (-1)^j \frac{v_E^{EEEE}}{96} \rho_E^4 - (-1)^j \frac{v_{2E}^{EEEE}}{96\sqrt{2}} \rho_E^4 + (-1)^j \frac{v_E^{T_2 T_2}}{2\sqrt{6}} \rho_{T_2}^2 \right)^2 + \frac{1}{6} \left(v_{T_2} + v_{T_2}^{ET_2} \rho_E \right)^2 \rho_{T_2}^2 \right\}^{\frac{1}{2}}. \quad (\text{S24})$$

ρ_E and ρ'_{T_2} are determined by minimizing the APES. One of the T_2 coordinates for the minima is given by

$$Q_\xi = Q_\eta = 0, \quad Q_\zeta = \pm \rho'_{T_2}. \quad (\text{S25})$$

Here, $(-1)^{j-k} = 1$.

The minima of the $\Gamma_8 \otimes (e_g \oplus t_{2g})$ JT system is found (i) along Q'_A or (ii) in the $Q_\theta - Q_\zeta$ plane.

TABLE S1. Cartesian coordinates of oxygens corresponding to the global minima of the APES (Å). The position of metal is the origin. The bond length between metal and oxygen at high-symmetric structures are 1.888372, 1.86955, 1.96138 Å for $\text{Ba}_2\text{LiOsO}_6$, $\text{Ba}_2\text{NaOsO}_6$, and Ba_2YMoO_6 , respectively.

$\text{Ba}_2\text{LiOsO}_6$			$\text{Ba}_2\text{NaOsO}_6$		
x	y	z	x	y	z
0	1.8993	0	0	1.87871	0
0	0	1.8993	0	0	1.87871
1.96392	0	0	1.86638	0	0
0	-1.8993	0	0	-1.87871	0
0	0	-1.8993	0	0	-1.87871
-1.96392	0	0	-1.86638	0	0
Ba_2YMoO_6					
x	y	z			
0	1.96011	0.01776			
0	0.01776	1.96011			
1.85123	0	0			
0	-1.96011	-0.01776			
0	-0.01776	-1.96011			
-1.85123	0	0			

B. APES of d^1 double perovskites

The APES of $\Gamma_8 \otimes (e_g \oplus t_{2g})$ JT model and the APES of $(\Gamma_7 \otimes \Gamma_8) \otimes (e_g \oplus t_{2g})$ JT model were shown in Fig. S4. The position of minima and energy are listed in Table II in the main text and the Cartesian coordinates of the JT deformed structures are shown in Table S1. The JT distortion of Ba_2AOsO_6 and that of Ba_2YMoO_6 are of e_g and t_{2g} types, respectively. The coordinates of minima of Ba_2AOsO_6 remain almost the same by the pseudo JT coupling because it mainly modifies the APES around the saddle point. On the other hand, the position of minima of Ba_2YMoO_6 change by pseudo JT coupling

TABLE S2. Low-energy vibronic levels and assignments (meV). “L” and “NL” indicate that the energy levels including only linear and nonlinear vibronic couplings, respectively.

$\text{Ba}_2\text{LiOsO}_6$				$\text{Ba}_2\text{NaOsO}_6$			
L		NL		L		NL	
-63.41	Γ_8	-27.37	Γ_8	-40.90	Γ_8	-20.24	Γ_8
-16.68	Γ_7	18.82	Γ_6	6.12	Γ_7	25.06	Γ_6
-14.38	Γ_8	20.44	Γ_8	6.81	Γ_6	26.84	Γ_8
-14.21	Γ_6	22.07	Γ_7	6.90	Γ_8	28.40	Γ_7
-14.16	Γ_7	25.31	Γ_8	8.81	Γ_8	32.82	Γ_8
-13.54	Γ_8	60.48	Γ_6	23.98	Γ_7	69.38	Γ_6
Ba_2YMoO_6 (1)				Ba_2YMoO_6 (2)			
L		NL		L		NL	
-20.84	Γ_8	-20.81	Γ_8	-22.29	Γ_8	-22.20	Γ_8
11.39	Γ_7	12.95	Γ_7	5.85	Γ_7	7.37	Γ_7
17.35	Γ_6	16.36	Γ_6	15.18	Γ_6	14.22	Γ_6
20.48	Γ_8	21.12	Γ_8	18.94	Γ_8	19.87	Γ_8
33.06	Γ_8	32.70	Γ_8	31.17	Γ_8	30.70	Γ_8
49.38	Γ_6	52.16	Γ_6	42.81	Γ_6	45.67	Γ_6

($Q_\theta = 0.24, Q_\zeta = 10.28$ without pseudo JT coupling). In the case of Ba_2YMoO_6 , the minima along trigonal deformation ($Q_{E\theta} = Q_{E\epsilon} = 0$ and $Q_{T_2\xi} = Q_{T_2\eta} = Q_{T_2\zeta}$) were also searched. The local minima was found at $Q_{T_2\xi} = Q_{T_2\eta} = Q_{T_2\zeta} = 10.25$ a.u. with $U = -4.17$ meV. This indicate, there is only small gap between the minima and saddle in the trough of the APES.

III. VIBRONIC LEVELS

The low-energy vibronic levels for both linear and nonlinear vibronic Hamiltonians are shown in Table S2. In the case of Ba_2YMoO_6 , to see the effect of covalency, the spin-orbit coupling λ_{SO} is varied: The data (1) are with λ_{SO} from post HF calculations, and the data (2) are with

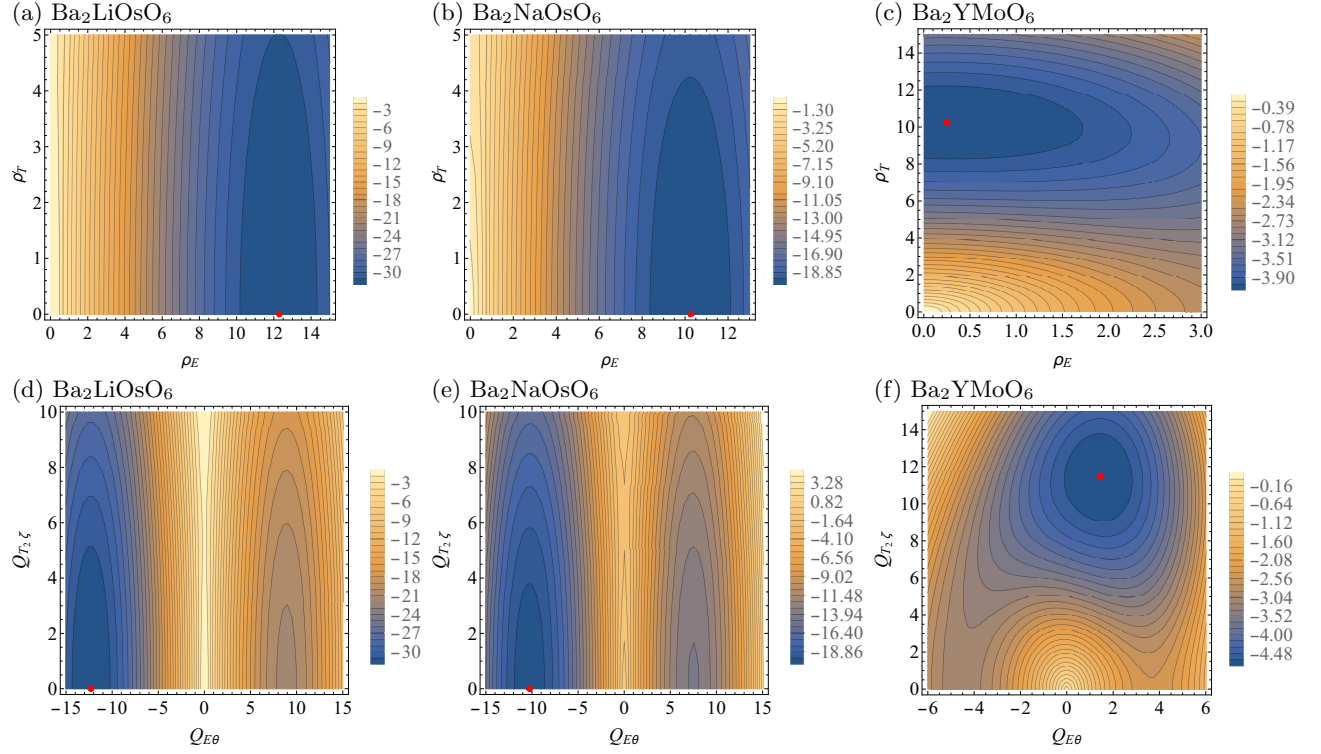


FIG. S4. APES's of $\Gamma_8 \otimes (e_g \oplus t_{2g})$ JT model, Eq. (S24), for (a) $\text{Ba}_2\text{LiOsO}_6$, (b) $\text{Ba}_2\text{NaOsO}_6$ and (c) Ba_2YMoO_6 , and those of $(\Gamma_7 \oplus \Gamma_8) \otimes (e_g \oplus t_{2g})$ JT model for (d) $\text{Ba}_2\text{LiOsO}_6$, (e) $\text{Ba}_2\text{NaOsO}_6$ and (f) Ba_2YMoO_6 . The red point correspond to the global minimum. The unit of energy is meV and the unit of coordinate is atomic unit (a.u.).

TABLE S3. Zeeman splitting under applied field along the positive direction of the z axis in the unit of $\mu_B |\mathbf{B}|$. $\mu_B = 0.0578838$ meV/T.

	$\text{Ba}_2\text{LiOsO}_6$		$\text{Ba}_2\text{NaOsO}_6$		Ba_2YMoO_6	
	Elec.	Vibro.	Elec.	Vibro.	Elec.	Vibro.
$\mp \frac{1}{2}$	± 0.450	± 0.459	± 0.439	± 0.439	± 0.358	± 0.447
$\mp \frac{3}{2}$	± 0.150	± 0.158	± 0.146	± 0.152	± 0.119	± 0.145

$\lambda_{\text{SO}} = 60$ meV. The latter is chosen considering the ratio of post HF and DFT $\langle l \rangle$'s. With the decrease of λ_{SO} , the influence of the pseudo JT coupling increases, and the energy levels vary: The stabilization energy is enhanced and the first excitation energy with respect to the ground one is slightly reduced.

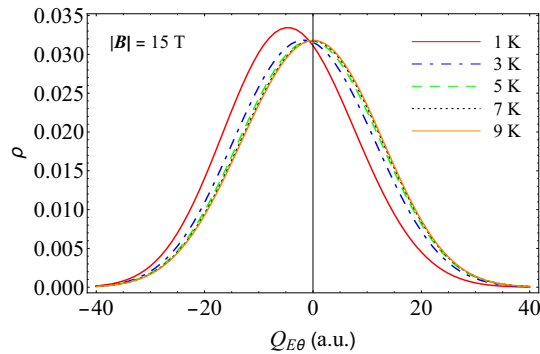


FIG. S5. $\rho(Q_\theta, T)$ of $\text{Ba}_2\text{NaOsO}_6$ under $\mathbf{B} = (0,0,15 \text{ T})$.

IV. ZEEMAN SPLITTING

The expectation values of the magnetic moments using the ground Γ_8 electronic and ground states are listed in Table S3. The temperature evolution of the density of the vibronic states of $\text{Ba}_2\text{NaOsO}_6$ under applied field is shown in Fig. S5.

[1] A. D. Liehr, "Topological aspects of the conformational stability problem. Part I. Degenerate electronic states," J.

Phys. Chem. **67**, 389 (1963).