

Holographic subregion complexity under a thermal quench

Bin Chen^{1,2,3}, Wen-Ming Li², Run-Qiu Yang⁴, Cheng-Yong Zhang¹, Shao-Jun Zhang^{5*}

¹*Center for High Energy Physics, Peking University, No.5 Yiheyuan Rd, Beijing 100871, P. R. China*

²*Department of Physics and State Key Laboratory of Nuclear Physics and Technology, Peking University, No.5 Yiheyuan Rd, Beijing 100871, P.R. China*

³*Collaborative Innovation Center of Quantum Matter, No.5 Yiheyuan Rd, Beijing 100871, P. R. China*

⁴*Quantum Universe Center, Korea Institute for Advanced Study, Seoul 130-722, Korea*

⁵*Institute for Advanced Physics and Mathematics, Zhejiang University of Technology, Hangzhou 310023, China*

Abstract

We study the evolution of holographic subregion complexity under a thermal quench in this paper. From the subregion CV proposal in the AdS/CFT correspondence, the subregion complexity in the CFT is holographically captured by the volume of the codimension-one surface enclosed by the codimension-two extremal entanglement surface and the boundary subregion. Under a thermal quench, the dual gravitational configuration is described by a Vaidya-AdS spacetime. In this case we find that the holographic subregion complexity always increases at early time, and after reaching a maximum it decreases and gets to saturation. Moreover we notice that when the size of the strip is large enough and the quench is fast enough, in AdS_{d+1} ($d \geq 3$) spacetime the evolution of the complexity is discontinuous and there is a sudden drop due to the transition of the extremal entanglement surface. We discuss the effects of the quench speed, the strip size, the black hole mass and the spacetime dimension on the evolution of the subregion complexity in detail numerically.

*bchen01@pku.edu.cn, liwmpku@pku.edu.cn, aqiu@kias.re.kr, zhangcy0710@pku.edu.cn, sjzhang84@hotmail.com

Contents

1	Introduction	2
2	General framework	4
2.1	Holographic entanglement entropy	5
2.2	Subregion complexity	7
2.2.1	Parametrization $v(z)$	7
2.2.2	An alternative parametrization $z(v)$	8
2.3	Static examples	9
2.3.1	Pure AdS	9
2.3.2	Schwarzschild-AdS black hole	10
3	Subregion complexity in Vaidya-AdS spacetime	11
3.1	Evolution of holographic entanglement entropy	11
3.2	Evolution of subregion complexity	13
3.2.1	The dependence of subregion complexity evolution on l	15
3.2.2	The dependence of subregion complexity evolution on v_0	17
3.2.3	The dependence of subregion complexity evolution on M	18
4	Conclusions and discussions	20

1 Introduction

The interplay between the black hole physics and quantum information has a long history. One of the most interesting concern is on the physics of the black hole horizons. Few years ago, L. Susskind pointed out that just considering the entanglement was not enough to understand the horizon [1, 2]. In particular he argued that the creation of the firewall behind the horizon was actually a problem of computational complexity in the framework of ER=EPR [3], and furthermore proposed that the complexity could be read by the volume of a worm hole in the bulk. Since then, the complexity in quantum field theory and gravity has been discussed intensely.

Complexity is an important conception in the information theory. In the quantum circuit model, it measures how many minimum simple gates are needed to complete a given task transferring a reference state to a target state [4–6]. However, this manipulation can not directly generalized to quantum field theory due to the ambiguity in defining the simple operation and the reference state in a system of infinite degrees of freedom. There have been some attempts trying to give a well-defined complexity in quantum field theory [7–16].

From the AdS/CFT correspondence, there have been two different proposals on holographic complexity, which are referred to as the CV (Complexity=Volume) conjecture [1, 2, 17, 18] and the CA (Complexity=Action) conjecture [19, 20] respectively. The CV conjecture states that the complexity of a boundary state on a time slice Σ is dual to the extremal volume of the corresponding codimension-one hypersurface \mathcal{B} whose boundary is anchored at Σ :

$$C_V = \max_{\Sigma=\partial\mathcal{B}} \left(\frac{V(\mathcal{B})}{G_{d+1}l} \right). \quad (1)$$

Here G_{d+1} is the gravitational constant in AdS_{d+1} and l is some length scale associated with the bulk geometry, e.g. the anti-de Sitter (AdS) curvature scale or the radius of a black hole. The ambiguity in the length scale l is unsatisfactory so that the CA conjecture was proposed. In the CA conjecture the complexity of the boundary state is identified holographically with the gravitational action evaluated on the Wheeler-DeWitt (WDW) patch in the bulk:

$$C_A = \frac{I_{WDW}}{\pi\hbar}. \quad (2)$$

The WDW patch is the bulk domain of dependence of a bulk Cauchy slice anchored at the boundary. It is the causal domain of the hypersurface Σ defined in the CV conjecture. Both CV and CA satisfy important requirements on the complexity such as the Lloyd's bound [21–25].

Like the entanglement entropy, it is also interesting to consider the complexity of a subregion. Instead of a pure state in the whole boundary, it is generally a mixed state produced by reducing the boundary state to a specific subregion (denoted by \mathcal{A}). Since the mixed state is encoded in the entanglement wedge in the bulk [26, 27], the subregion complexity should involve the entanglement wedge. In [28] and [29] the CA and CV proposals have been generalized to the subregion situation respectively. For the subregion version of the CA proposal, the complexity of subregion \mathcal{A} equals the action of the intersection of the WDW patch and the entanglement wedge [28]. As for the subregion CV proposal, the complexity equals the volume of the extremal hypersurface $\Gamma_{\mathcal{A}}$ enclosed by the boundary subregion \mathcal{A} and corresponding Ryu-Takayanagi(RT) surface $\gamma_{\mathcal{A}}$ [30–33]. Precisely, it can be computed by

$$C_{\mathcal{A}} = \frac{V(\Gamma_{\mathcal{A}})}{8\pi R G_{d+1}} \quad (3)$$

where R is the AdS radius. It has been suggested that the possible dual field theory quantity is the fidelity susceptibility in quantum information theory [29, 34].

The subregion CV proposal can be understood intuitively from the entanglement renormalization [35, 36] and the tensor network [37, 38]. The entanglement entropy can be estimated by the minimal number of bonds cut along a curve which is reminiscent of the entanglement curve. Then the holographic complexity can be estimated by the number of nodes in the area enclosed by the curve

cutting the bonds [17]. This idea becomes more transparent from the surface/state correspondence conjecture [39] in which the complexity between two states is proportional to the number of operators enclosed by the surface corresponding to the target state and the surface corresponding to the reference state. Obviously the complexity is proportional to the volume enclosed by these two surfaces. This picture has been described in [14, 15] and also in [40]. For other works on the subregion complexity, please see [41–51].

In this paper, we would like to study the subregion complexity in a time-dependent background using the subregion CV conjecture. In particular we compute the evolution of the subregion complexity after a global thermal quench in detail. The quenched system has been viewed as an effective model to study thermalization both in field theory and holography [52–56]. On the gravity side, such a quench process in a conformal field theory (CFT) is described by the process of black hole formation due to the gravitational collapse of a thin shell of null matter, which in turn can be described by a Vaidya metric. The pure state complexity in the same background has been studied analytically under the condition that the shell is pretty thin in [57]. It was found that the growth of the complexity is just the same as that for eternal black hole at the late time.

This paper is organized as follows. In Sec.2, we introduce the framework to evaluate the subregion complexity. In Sec.3, we study holographically the evolution of the complexity after a thermal quench in detail. We summarize our results in Sec.4.

2 General framework

In this section, we introduce the general framework to study the subregion complexity in the time-dependent background corresponding to a thermal-quenched CFT. A thermal quench in a CFT can be described holographically by the collapsing of a thin shell of null dust falling from the AdS boundary to form a black hole. This process can be modeled by a Vaidya-AdS metric. The metric of the Vaidya- AdS_{d+1} spacetime with a planar horizon can be written in terms of the Poincare coordinate

$$ds^2 = \frac{1}{z^2} \left[-f(v, z)dv^2 - 2dzdv + dx^2 + \sum_{i=1}^{d-2} dy_i^2 \right], \quad (4)$$

$$f(v, z) = 1 - m(v)z^d.$$

In the present work, the AdS space radius is rescaled to be unit such that all the coordinates are dimensionless. In (4) the coordinate v labels the ingoing null trajectory and coincides with the time coordinate t on the boundary $z \rightarrow 0$. $m(v)$ is the mass function of the in-falling shell. In the following, we will take it to be of the form

$$m(v) = \frac{M}{2} \left(1 + \tanh \frac{v}{v_0} \right) \quad (5)$$

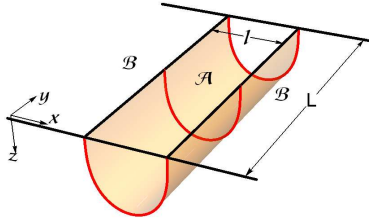


Figure 1: The profile of the minimal surface of an infinite strip in pure AdS background.

where v_0 characterizes the thickness of the shell, or the time over which the quench occurs. Actually the quench could be taken approximately as starting at $-2v_0$ and ending at $2v_0$. With this mass function, the Vaidya metric interpolates between a pure AdS in the limit $v \rightarrow -\infty$ and a Schwarzschild-AdS (SAdS) black hole with mass M in the limit $v \rightarrow \infty$. When v_0 goes to zero, the spacetime is simply the joint of a pure AdS and a SAdS at $v_0 = 0$. The apparent horizon in the Vaidya-AdS spacetime locates at

$$r_h = m(v)^{-1/d}. \quad (6)$$

We consider the subregion of an infinite strip $\mathcal{A} = x \in \left(-\frac{l}{2}, \frac{l}{2}\right), y_i \in \left(-\frac{L}{2}, \frac{L}{2}\right)$ with $L \rightarrow \infty$ and finite l . The profile of the strip in a static AdS background is shown in Fig. 1. We are going to study the evolution of the subregion complexity of the strip holographically in the Vaidya-AdS spacetime.

As proposed in [29], the subregion complexity in a static background is proportional to the volume of a codimension-one time slice in the bulk geometry enclosed by the boundary region and the corresponding extremal codimension-two Ryu-Takayanagi (RT) surface. This proposal can be generalized to the dynamical spacetime. For a subregion \mathcal{A} on the boundary, its holographic entanglement entropy (HEE) is captured by a codimension-two bulk surface with vanishing expansion of geodesics [32], i.e., the Hubeny-Rangamani-Takayanagi (HRT) surface $\gamma_{\mathcal{A}}$. The corresponding subregion complexity is then proportional to the volume of a codimension-one hypersurface $\Gamma_{\mathcal{A}}$ which takes \mathcal{A} and $\gamma_{\mathcal{A}}$ as boundaries. Note that $\gamma_{\mathcal{A}}$ and hence $\Gamma_{\mathcal{A}}$ do not live on a constant time slice in general for a dynamical background. To get the corresponding subregion complexity, we need work out the corresponding extremal codimension-two surface $\gamma_{\mathcal{A}}$ first.

2.1 Holographic entanglement entropy

Due to the symmetry of the strip, the corresponding extremal surface $\gamma_{\mathcal{A}}$ in the bulk can be parametrized as

$$v = v(x), \quad z = z(x), \quad z(\pm l/2) = \epsilon, \quad v(\pm l/2) = t - \epsilon, \quad (7)$$

where ϵ is a cut-off. The induced metric on the extremal surface is

$$ds^2 = \frac{1}{z^2} \left[-f(v, z)v'^2 - 2z'v' + 1 \right] dx^2 + \frac{1}{z^2} \sum_{i=1}^{d-2} dy_i^2. \quad (8)$$

The area is

$$Area(\gamma_A) = L^{d-2} \int_{-l/2}^{l/2} \frac{\sqrt{1 - f(v, z)v'^2 - 2z'v'}}{z^{d-1}} dx, \quad (9)$$

where L is the length along the spatial directions y_i . Since the Lagrangian

$$\mathcal{L}_S = \frac{\sqrt{1 - f(v, z)v'^2 - 2z'v'}}{z^{d-1}} \quad (10)$$

does not depend on x explicitly, the Hamiltonian is conserved.

$$\mathcal{H}_S = \frac{1}{z^{d-1} \sqrt{1 - f(v, z)v'^2 - 2z'v'}}. \quad (11)$$

Due to the symmetry of the strip, there is a turning point of the extremal surface γ_A locating at $x = 0$. At this point we have

$$v'(0) = z'(0) = 0, \quad z(0) = z_*, \quad v(0) = v_*, \quad (12)$$

where z_*, v_* are two parameters that characterize the extremal surface. The constant Hamiltonian then gives

$$1 - f(v, z)v'^2 - 2z'v' = \frac{z_*^{2d-2}}{z^{2d-2}}. \quad (13)$$

Taking the derivative (13) with respect to x and using the equation of motion for $z(x)$, we get

$$-2(d-1) + 2zv'' + v' [2(d-1)f(v, z)v' + 4(d-1)z' - zv'\partial_z f(v, z)] = 0. \quad (14)$$

Taking the derivative (13) with respect to x and using the equation of motion for $v(x)$, we get

$$\begin{aligned} 0 = & 2(d-1)f(v, z)^2v'^2 + f(v, z) \left[-2(d-1) + 4(d-1)v'z' - zv'^2\partial_z f(v, z) \right] \\ & - z [2z'' + v' (2z'\partial_z f(v, z) + v'\partial_v f(v, z))]. \end{aligned} \quad (15)$$

The extremal surface γ_A can be solved from (14,15) as $v = \tilde{v}(x)$, $z = \tilde{z}(x)$. Note that the surface does not live on a constant time slice for general $f(v, z)$. Using the conserved Hamiltonian and the solution, we read the on-shell area of the extremal surface γ_A .

$$Area(\gamma_A) = 2L^{d-2} \int_0^{l/2} \frac{z_*^{d-1}}{\tilde{z}(x)^{2d-2}} dx. \quad (16)$$

2.2 Subregion complexity

Now we consider the extremal codimension-one hypersurface $\Gamma_{\mathcal{A}}$ enclosed by the extremal surface $\gamma_{\mathcal{A}}$ and \mathcal{A} . We find that there are two equivalent ways to describe $\Gamma_{\mathcal{A}}$. One way is to parametrizes $\Gamma_{\mathcal{A}}$ by $v(z)$ and the other by $z(v)$. The parametrization $v(z)$ is more intuitive for the static backgrounds, while the parametrization $z(v)$ is more convenient for the dynamical backgrounds.

2.2.1 Parametrization $v(z)$

The bulk region enclosed by the extremal surface $v = \tilde{v}(x)$, $z = \tilde{z}(x)$ can be parametrized by $v = v(z, x)$ generically. However, due to the translational symmetry of the Vaidya metric (4), the parametrization which characterizes the extremal surface $\Gamma_{\mathcal{A}}$ should be independent of the coordinate x . Thus the extremal codimension-one hypersurface $\Gamma_{\mathcal{A}}$ can be parametrized by

$$v = v(z). \quad (17)$$

The induced metric on $\Gamma_{\mathcal{A}}$ is

$$ds^2 = \frac{1}{z^2} \left[- \left(f(v, z) \frac{\partial v}{\partial z} + 2 \right) \frac{\partial v}{\partial z} dz^2 + dx^2 + \sum_{i=1}^{d-2} dy_i^2 \right]. \quad (18)$$

The volume is

$$V = 2L^{d-2} \int_0^{z_*} dz \int_0^{\tilde{x}(z)} dx \left[-f(v, z) \left(\frac{\partial v}{\partial z} \right)^2 - 2 \frac{\partial v}{\partial z} \right]^{1/2} z^{-d} \quad (19)$$

where $\tilde{x}(z)$ is the codimension-two extremal surface $\gamma_{\mathcal{A}}$. From the reduced Lagrangian

$$\mathcal{L}_V = \left[-f(v, z) \left(\frac{\partial v}{\partial z} \right)^2 - 2 \frac{\partial v}{\partial z} \right]^{1/2} z^{-d}, \quad (20)$$

one can read the equation of motion

$$0 = v_z \left[4d + v_z \left[6df(v, z) - 3z\partial_z f(v, z) + \left(2df(v, z)^2 - zf(v, z)\partial_z f - z\partial_v f(v, z) \right) v_z \right] \right] + 2zv_{zz}. \quad (21)$$

This equation can be solved directly with the boundary condition determined by $\gamma_{\mathcal{A}} = (\tilde{v}(x), \tilde{z}(x))$ and \mathcal{A} . However, there is a recipe for working out the solution $\Gamma_{\mathcal{A}}$. In fact, we can get a relation $\tilde{v}(\tilde{z})$ from $\tilde{v}(x)$ and $\tilde{z}(x)$ by eliminating the parameter x on $\gamma_{\mathcal{A}}$. Then the extremal codimension-one hypersurface $\Gamma_{\mathcal{A}}$ can be obtained by dragging $\tilde{v}(\tilde{z})$ along the x direction. We have checked that $\tilde{v}(\tilde{z})$

is indeed the solution of (21). For all x on $\Gamma_{\mathcal{A}}$ we have $\frac{\partial v}{\partial z} = \frac{\partial \tilde{v}}{\partial x} / \frac{\partial \tilde{z}}{\partial x}$. So the on-shell volume is simply

$$V = 2L^{d-2} \int_0^{z_*} dz \left[-f(v, z) \left(\frac{\partial \tilde{v}}{\partial x} / \frac{\partial \tilde{z}}{\partial x} \right)^2 - 2 \frac{\partial \tilde{v}}{\partial x} / \frac{\partial \tilde{z}}{\partial x} \right]^{1/2} z^{-d} \tilde{x}(z). \quad (22)$$

This integral is more intuitive for the static background, as we will show below. However, there are situations where z_* is a multi-valued function of boundary time t . In this case, $\tilde{v}(z)$ and $\tilde{x}(z)$ are also multi-valued functions of z . The integral in (22) is then ill-defined. In these cases, we choose another parametrization to describe the extremal codimension-one hypersurface $\Gamma_{\mathcal{A}}$.

2.2.2 An alternative parametrization $z(v)$

The extremal bulk region $\Gamma_{\mathcal{A}}$ enclosed by the extremal surface $v = \tilde{v}(x)$, $z = \tilde{z}(x)$ can also be parametrized by

$$z = z(v) \quad (23)$$

due to the translational symmetry of the Vaidya metric. The induced metric on $\Gamma_{\mathcal{A}}$ now is

$$ds^2 = \frac{1}{z^2} \left[- (f(v, z) + 2z_v) dv^2 + dx^2 + \sum_{i=1}^{d-2} dy_i^2 \right], \quad (24)$$

where $z_v = \partial z / \partial v$. The volume

$$V = 2L^{d-2} \int_{v_*}^{\tilde{v}(l/2)} dv \int_0^{\tilde{x}(v)} dx [-f(v, z) - 2z_v]^{1/2} z^{-d}, \quad (25)$$

where $\tilde{x}(v)$ is the codimension-two extremal surface $\gamma_{\mathcal{A}}$. The equation of motion gives

$$0 = 2df(v, z)^2 + 4dz_v^2 - 3zz_v \partial_z f(v, z) + f(v, z)[6dz_v - z \partial_z f(v, z)] - z[2z_{vv} + \partial_v f(v, z)]. \quad (26)$$

The boundary condition is determined by the codimension-two surface $\gamma_{\mathcal{A}} = (\tilde{v}(x), \tilde{z}(x))$ and \mathcal{A} . Similar to the above subsection, the solution to Eq.(26) can be determined by $\tilde{z}(\tilde{v})$ on the boundary $\gamma_{\mathcal{A}}$. Then the on-shell volume reads

$$V = 2L^{d-2} \int_{v_*}^{\tilde{v}(l/2)} dv \left[-f(v, z(v)) - 2 \frac{\partial z}{\partial v} \right]^{1/2} z(v)^{-d} \tilde{x}(v). \quad (27)$$

It turns out that $\tilde{z}(\tilde{v})$ is a single-valued function of \tilde{v} all the time. Thus the integral in Eq.(27) is well defined in the whole process of evolution. We will adopt this formula to calculate the subregion complexity for the dynamical Vaidya-AdS spacetime. Definitely, both Eq.(22) and (27) give the same result when $\tilde{v}(\tilde{z})$ is singly valued.

2.3 Static examples

Since the Vaidya metric interpolates between the pure AdS and the $SAdS$ black hole background, let us study the HEE and the holographic subregion complexity in the pure AdS and $SAdS$ backgrounds before we discuss the dynamical Vaidya background.

2.3.1 Pure AdS

For the pure AdS, we have $f(v, z) = 1$. The equations (14,15) have a solution

$$v(x) = t - z(x). \quad (28)$$

Here t is the time coordinate on the boundary. Then Eq.(13) gives

$$\frac{dz}{dx} = \pm \sqrt{\frac{z_*^{2d-2}}{z^{2d-2}} - 1} \quad (29)$$

where the plus sign is taken for $x < 0$ and the minus sign for $x > 0$. Integrating the above formula gives a relation between z_* and l .

$$z_* \frac{\sqrt{\pi} \Gamma(\frac{d}{2d-2})}{\Gamma(\frac{1}{2d-2})} = \frac{l}{2}. \quad (30)$$

The on-shell area of the extremal surface reads

$$Area(\gamma_{\mathcal{A}})_{AdS_{d+1}} = \left(\frac{L}{\epsilon}\right)^{d-2} \frac{2}{d-2} - \left(\frac{L}{l}\right)^{d-2} \frac{2^{d-1} \pi^{\frac{d-1}{2}}}{(d-2)} \left(\frac{\Gamma(\frac{1}{2d-2})}{\Gamma(\frac{d}{2d-2})}\right)^{1-d}. \quad (31)$$

The result is the same as (37) in [54]. The divergent term is proportional to the area of the boundary of \mathcal{A} . For AdS_3 , we get

$$Area(\gamma_{\mathcal{A}})_{AdS_3} = 2 \log \left(\frac{l}{\epsilon}\right). \quad (32)$$

The equation of motion (21) or (26) for pure AdS can be solved directly as

$$v(z) = t - z. \quad (33)$$

Here t is the time coordinate on the AdS boundary. The on-shell volume reads

$$V = 2L^{d-2} \int_0^{z_*} dz z^{-d} \int_z^{z_*} \left(\sqrt{\frac{z_*^{2d-2}}{\hat{z}^{2d-2}} - 1} \right)^{-1} d\hat{z} \quad (34)$$

where we have used (29). Integrating it directly, we get

$$V_{AdS_{d+1}} = \frac{L^{d-2}}{\epsilon^{d-1}} \frac{l}{d-1} + \frac{\sqrt{\pi} L^{d-2}}{z_*^{d-2}} \left(\frac{2\Gamma(\frac{d}{2d-2})}{\Gamma(\frac{1}{2d-2})} - \frac{d\Gamma(\frac{1}{2d-2})}{(d-1)^2\Gamma(\frac{d}{2d-2})} \right). \quad (35)$$

Note that the divergent term is proportional to the volume of \mathcal{A} . From (30, 35), it is obvious that the finite term has the same dependence of l as the finite part of the HEE.

2.3.2 Schwarzschild-AdS black hole

For the Schwarzschild-AdS black hole $f(v, z) = f(z) = 1 - mz^d$. The event horizon locates at $z_h = m^{-1/d}$. One can show that the solution to the equations (14,15) is

$$v(x) = t + g(z(x)), \quad \partial_{z(x)} g(z(x)) = -\frac{1}{f(z(x))}. \quad (36)$$

Here t is the time coordinate on the AdS boundary. The conserved Hamiltonian leads to a relation between l and z_* .

$$\int_{\epsilon}^{z_*} \left[(1 - mz^d) \left(\frac{z_*^{2d-2}}{z^{2d-2}} - 1 \right) \right]^{-1/2} dz = \int_0^{l/2} dx = \frac{l}{2}. \quad (37)$$

The on-shell area of the extremal surface turns out to be

$$Area(\gamma_{\mathcal{A}})_{SAdS_{d+1}} = 2L^{d-2} \int_{z_*}^{\epsilon} \frac{z_*^{d-1}}{z^{2d-2}} \left[(1 + mz^d) \left(\frac{z_*^{2d-2}}{z^{2d-2}} - 1 \right) \right]^{-1/2} dz. \quad (38)$$

These two integrals have no explicitly analytical expression.

The equation of motion (21) about the codimension-one extremal surface $\Gamma_{\mathcal{A}}$ becomes

$$0 = v_z \left[d \left(4 - (2 - mz^d) v_z (-3 - (1 - mz^d) v_z) \right) \right] + 2z v_{zz}. \quad (39)$$

One can verify easily that the solution is

$$v = t + g(z), \quad \partial_z g(z) = \frac{1}{-f(z)}, \quad (40)$$

and read the on-shell volume of $\Gamma_{\mathcal{A}}$

$$V_{SAdS_{d+1}} = 2L^{d-2} \int_0^{z_*} dz \frac{1}{\sqrt{1 - mz^d}} z^{-d} \int_z^{z_*} \left(\sqrt{\frac{z_*^{2d-2}}{s^{2d-2}} - 1} \right)^{-1} ds. \quad (41)$$

This is the same as (2.7) in [41].

3 Subregion complexity in Vaidya-AdS spacetime

We study the evolution of the subregion complexity after a thermal quench in this section. The thermal quench in CFT could be described holographically by the dynamical Vaidya spacetime, whose initial state corresponds to the pure AdS and the final state corresponds to the SAdS black hole. As we have done for the static cases in the previous subsection, we need first work out the evolution of the codimension-two extremal surface γ_A .

3.1 Evolution of holographic entanglement entropy

For the Vaidya metric (4) with the mass function (5), the equations (14,15) for the HEE become

$$0 = 2 - 2d - \frac{1}{2} \left[4 - 4d + (d-2)M \left(1 + \tanh\left(\frac{v}{v_0}\right) \right) z^d \right] v'^2 + 4(d-1)v'z' + 2zv'' \quad (42)$$

$$0 = (d-2)M^2 \left(1 + \tanh\left(\frac{v}{v_0}\right) \right)^2 z^{2d} v'^2 + 2 \frac{M z^{d+1} v'^2}{v_0 \cosh^2(v/v_0)} + 8(d-1)(-1 + v'^2 + 2v'z'),$$

$$- 2M \left(1 + \tanh\left(\frac{v}{v_0}\right) \right) z^d (2 - 2d + (3d-4)v'^2 + 2(d-2)v'z') - 8zz''. \quad (43)$$

We solve these two equations numerically by using the shooting method with the boundary conditions,

$$v'(0) = z'(0) = 0, \quad z(0) = z_*, \quad v(0) = v_*. \quad (44)$$

Here (v_*, z_*) is the turning point of the extremal surface γ_A . The targets on the AdS boundary are

$$z(l/2) = \epsilon, \quad v(l/2) = t - \epsilon \quad (45)$$

where ϵ is a cutoff and t is the boundary time.

Once we get the solution, the HEE can be obtained from (16). As the HEE is divergent, it is convenient to define subtracted HEE

$$\hat{S}_{HEE} = S_{HEE,Vaidya} - S_{HEE,AdS}, \quad (46)$$

where both $S_{HEE,Vaidya}, S_{HEE,AdS}$ are defined with respect to the same boundary region. As we are discussing the strip which has a finite width but infinite length, we furthermore define a finite quantity from the subtracted HEE

$$\hat{S} = \frac{4G_N \hat{S}_{HEE}}{2L^{d-2}} = \frac{Area(\gamma_A)_{Vaidya} - Area(\gamma_A)_{AdS_{d+1}}}{2L^{d-2}}. \quad (47)$$

Its evolution has two typical profiles as shown in Fig. 2. The first profile appears in the AdS_3 case and also in the higher $AdS_{d+1} (d \geq 3)$ cases with narrow strips. In these cases, the HEE in the Vaidya-AdS

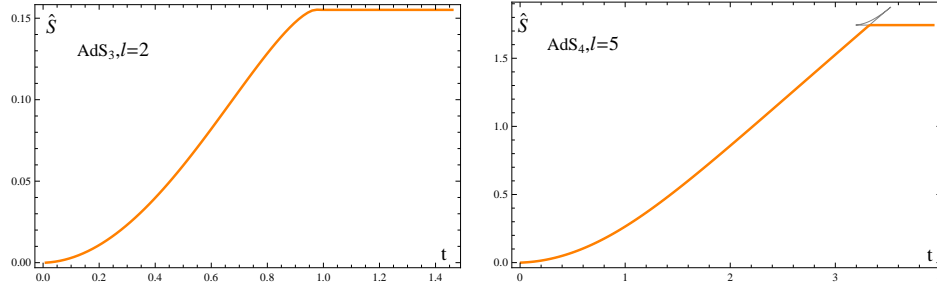


Figure 2: The evolution of holographic entanglement entropy with respect to the boundary time t . We fix $M = 1$ and $v_0 = 0.01$ here. The transition point in the right panel locates at $t = 3.3248$, $\hat{S} = 1.7437$.

spacetime increase monotonically and reach saturation at late time. In the left panel of Fig. 2, we show the evolution of \hat{S} for an interval of length $l = 2$ in AdS_3 . The other profile appears in the higher AdS_{d+1} ($d \geq 3$) cases with wide strips. We show this profile in the right panel of Fig. 2, which corresponds to the strip of width $l = 5$ in AdS_4 . Different from the first profile, this profile shows that though the HEE increases first as well, it exhibits a swallow tail before reaching the saturation. This phenomenon was first discovered in [54]. The swallow tail implies that there are multiple solutions to the differential equations at a given boundary time. We should choose the one which gives the surface of the minimum area. The solutions which correspond to the surfaces of non-minimum area are marked in grey in the right panel of Fig. 2. In any case, the HEE is always increasing continuously before reaching the saturation. For more details on the evolution of the HEE after a thermal quench, please refer to [54–56, 58].

In Fig. 3 we show the corresponding evolution of z_* . It is multi-valued only when \hat{S} is multi-valued. The multi-valuedness depends on the spacetime dimension and the strip width. In AdS_3 , z_* is always singly valued no matter how large l is. However, in the spacetime with dimension $d \geq 4$, z_* is singly valued only when l is small. When l is large enough, z_* becomes multi-valued. For the AdS_4 we study here, the critical width is $l = 1.6$. When z_* is multi-valued, its evolution is subtle. The multi-valuedness means that there are multiple extremal surfaces at a given time. The requirement [32] that the HRT surface should be of the minimal area leads to the transition at some point. In the right panel of Fig. 3, the evolution of z_* follows the line in orange, which has discontinuity. The transition point is at $t = 3.3248$.

The details of the corresponding evolution of the extremal surface γ_A are shown in Fig. 4 and Fig. 5. In Fig. 4, γ_A evolves smoothly from the initial state to the final state. In Fig. 5, the evolution of γ_A has a gap marked in gray before it reaches the final state. These gray surfaces correspond to the swallow tail in Fig. 2. They are not the smallest area surfaces at the given boundary times.

More precisely, the multi-valuedness not only depends on the spacetime dimension and the size of the strip, but also depends on the parameter v_0 . In the above discussion, we fix $M = 1$ and $v_0 = 0.01$. As we will show later, the swallow tail would disappear if we choose a large enough v_0 ,

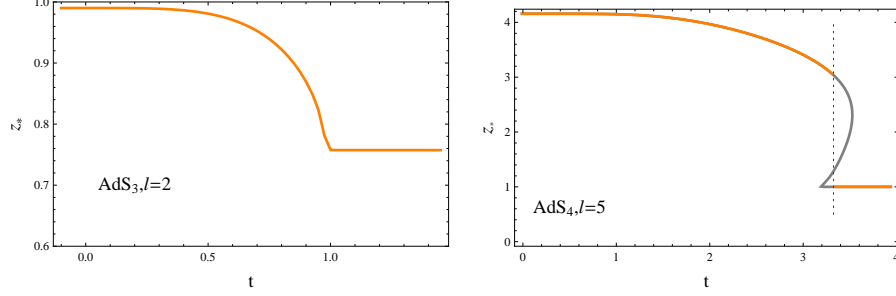


Figure 3: The evolution of z_* with respect to boundary time t . We fix $M = 1$ and $v_0 = 0.01$ here. The orange parts correspond to the surfaces of the minimum area. The transition point locates at $t = 3.3248$ in the right panel.

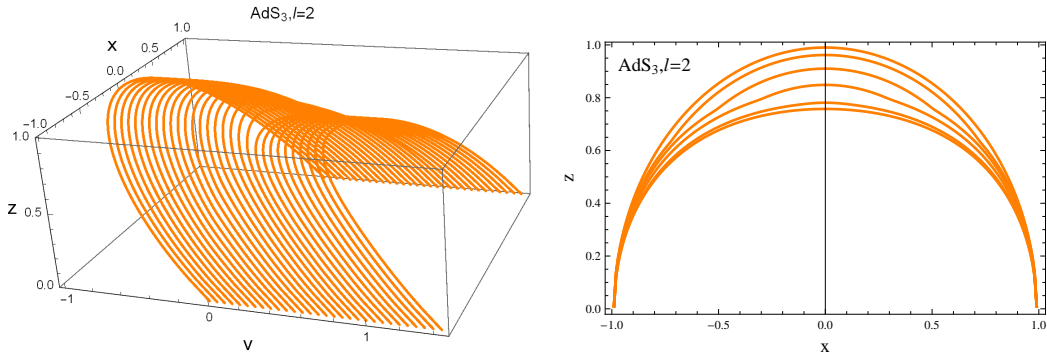


Figure 4: The evolution of extremal surface $\gamma_{\mathcal{A}} = (\tilde{z}(x), \tilde{v}(x))$ for AdS_3 and $l = 2$. We fix $M = 1$ and $v_0 = 0.01$ here. The left panel shows the evolution in (x, v, z) . The right panel shows their projection on to the (x, z) plane. The extremal surface evolves from left to right in the left panel and from up to down in the right panel.

which corresponds to a slow quench.

3.2 Evolution of subregion complexity

Once we get the HRT surface $\gamma_{\mathcal{A}} = (\tilde{v}(x), \tilde{z}(x))$, we can determine the codimension-one extremal surface $\Gamma_{\mathcal{A}}$ by dragging the points on $\gamma_{\mathcal{A}}$ along the x direction, as we have stressed in the subsection 2.2. The evolution of $\Gamma_{\mathcal{A}}$ has the profile shown in Fig. 6. Similar to the HEE, the volume of $\Gamma_{\mathcal{A}}$ which can be obtained by (22) is divergent, thus we define a normalized subtracted volume

$$\hat{C} = \frac{8\pi R G C_{\mathcal{A}}}{2L^{d-2}} = \frac{V_{Vaidya} - V_{AdS}}{2L^{d-2}} \quad (48)$$

where R is the AdS radius which has been set to 1, and the volumes are defined with respect to the same boundary region. It is finite and can be used to characterize the evolution of the subregion complexity.

As shown in Fig. 7, the evolution of the subregion complexity has a common feature: it increases

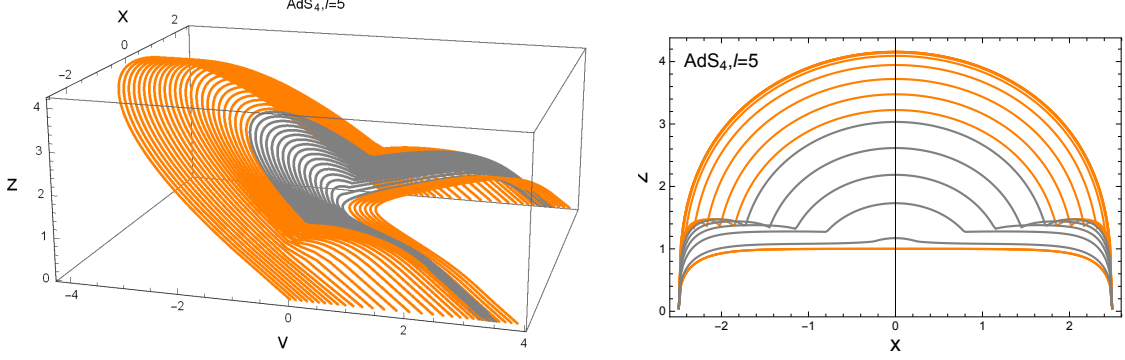


Figure 5: The evolution of extremal surface $\gamma_{\mathcal{A}} = (\tilde{z}(x), \tilde{v}(x))$ for AdS_4 and $l = 5$. We fix $M = 1$ and $v_0 = 0.01$ here.

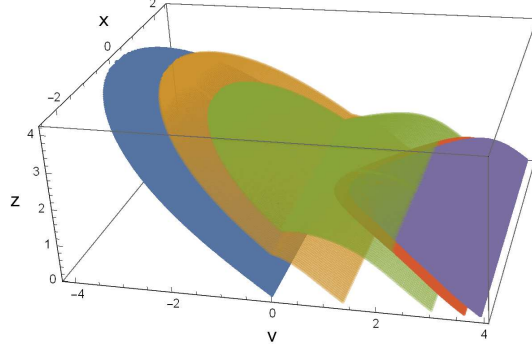


Figure 6: The evolution of the codimension-one extremal surface $\Gamma_{\mathcal{A}}$ which characterizes the subregion complexity enclosed by the codimension-two extremal surface $\gamma_{\mathcal{A}}$ and \mathcal{A} . We take $AdS_4, l = 5, M = 1$ and $v_0 = 0.01$ here.

at the early stage and reaches a maximum, then it decreases and gets to saturation in the late time.

Another important feature of the subregion complexity under a global quench is that it may evolve discontinuously, as shown by the orange line in the right panel of Fig. 7. This is due to the transition of the HRT surface shown in Fig. 3. As a result, the subregion complexity exhibits a sudden drop in the evolution. The gray dashed part in Fig. 7 corresponds to the swallow tail in Fig. 2. In other words, even though the HEE always evolves continuously, the subregion complexity does not.

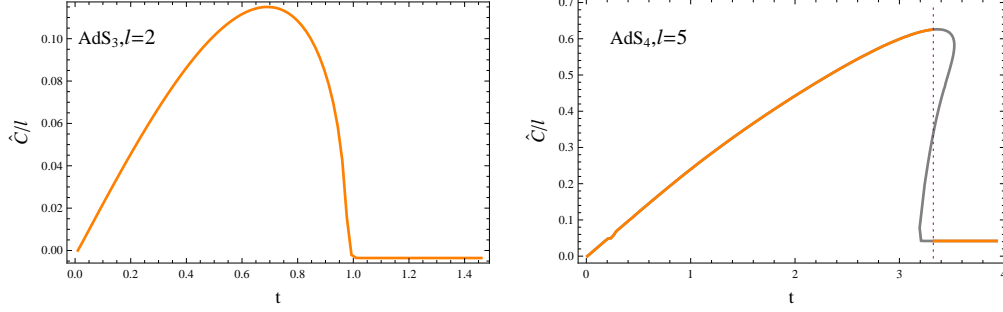


Figure 7: The evolution of the subregion complexity density \hat{C}/l with respect to the boundary time t . We fix $M = 1$ and $v_0 = 0.01$ here. The transition point in the right panel locates at $t = 3.3248$.

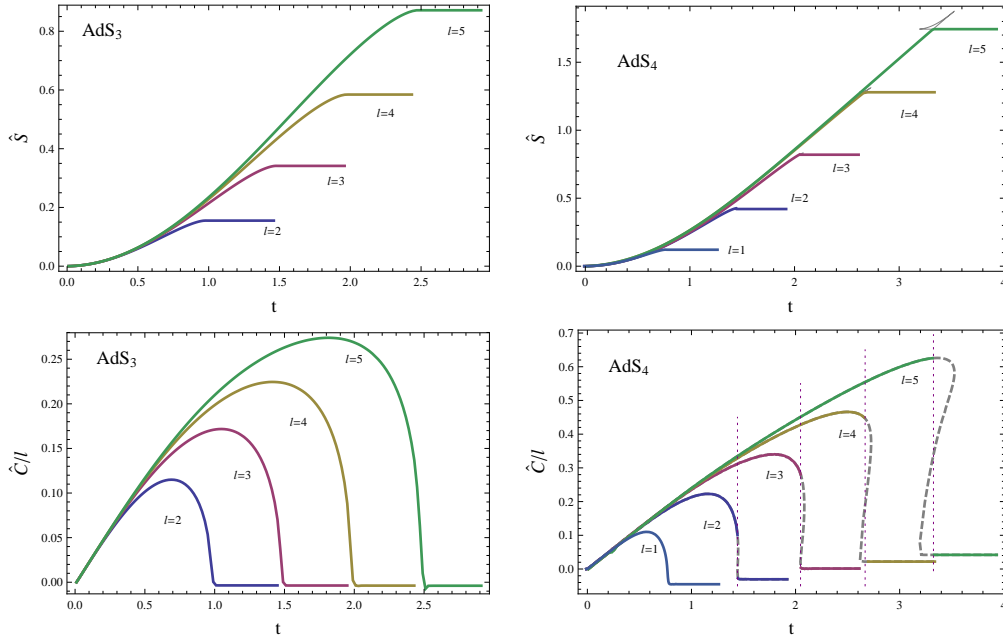


Figure 8: The upper panels show the evolution of the entanglement entropy for different l . The lower panels show the corresponding subregion complexity density \hat{C}/l (thick lines) for different l . We fix $M = 1, v_0 = 0.01$ here.

3.2.1 The dependence of subregion complexity evolution on l

The evolutions of the holographic entanglement entropy and the subregion complexity for different l are displayed in Fig. 8. As shown in the lower left panel for the Vaidya- AdS_3 spacetime, the subregion complexity increases at the early stage and then decreases and maintains to be a constant value at late time. The situation in the Vaidya- AdS_4 spacetime is similar except that when the size l is large enough, there is a sudden drop of the subregion complexity in the evolution, as shown in the lower right panel. This corresponds exactly to the kink in the evolution of HEE shown in the upper right panel. We plot the transition point in Fig. 9. The entanglement surface evolves from left to right. Its

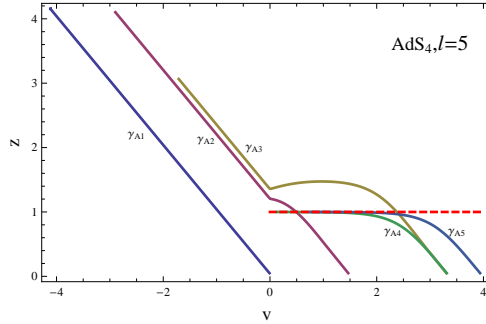


Figure 9: The snaps of the evolution of entanglement surface $\gamma_{\mathcal{A}}$ in the (v, z) plane. The time flows from left to right. $\gamma_{\mathcal{A}i}$ ($i = 1, 2, 3, 4, 5$) are the entanglement surfaces corresponding to the boundary times $t = -0.01, 1.4660, 3.3248, 3.3248$ and 3.9373 , respectively. $\gamma_{\mathcal{A}3}$ and $\gamma_{\mathcal{A}4}$ have the same area at boundary time $t = 3.3248$, which corresponds to the transition point. The red dashed line is the apparent horizon. We fix $M = 1, v_0 = 0.01$ here.

profile experiences a transition at time $t = 3.3248$. The corresponding surfaces $\gamma_{\mathcal{A}3}$ and $\gamma_{\mathcal{A}4}$ have the same area. But the volumes they enclosed are different. This leads to a sudden drop of the subregion complexity.

Remarkably, we find that the growth rate of the complexity density for different l is almost the same at the early stage. This is very similar to the evolution of the entanglement entropy for different l . It has been argued that for the geometry of strip, the area of the boundary of the subregion \mathcal{A} does not change, so the initial propagation of excitation from the subregion \mathcal{A} to outside which contributes to the entanglement is not affected by the strip width [54]. Since in the early time the complexity density growth is mainly caused by the local excitations, which is independent of l , the same rate of increasing for different l could be expected. On the other hand, the nonlocal excitations have important contributions to the subregion complexity at later time such that the evolutions present different behaviors.

For the cases that l is large enough, we find that the complexity density grows for a long time before it drops down. The evolutions of the subregion complexities for different l in AdS_3 are shown in the right panel of Fig. 10. The complexity presents two increasing stages: it increases faster in the early time, then it increases at a slower rate. At the second stage, it evolves almost linearly, the larger l is, the longer it stands, with the slope being proportional to the mass parameter,

$$\hat{C}/l \propto Mt. \quad (49)$$

Besides, we also notice that, the maximum value of the complexity density in the evolution is proportional to the size l

$$\hat{C}_{max}/l \propto l. \quad (50)$$

The proportional factor is a function of spacetime dimension d and the mass parameter M .

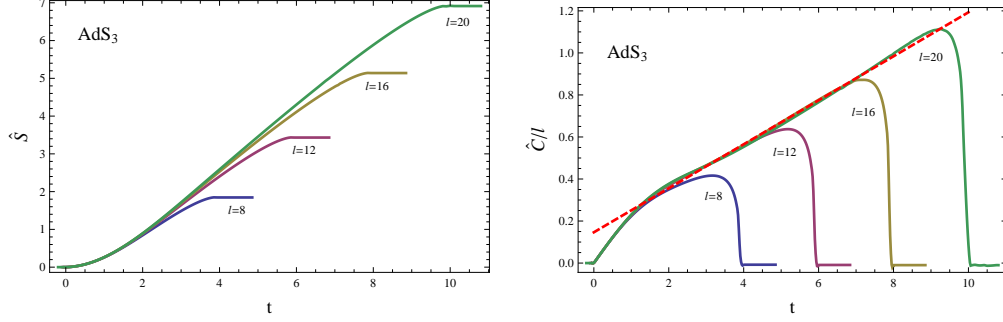


Figure 10: The evolution of the entanglement entropy and the subregion complexity for different l in AdS_3 . We fix $M = 1, v_0 = 0.01$ here.

Due to the limitation of our numerical method, the more detailed analysis on the evolution of the complexity for different l in AdS_4 is absent here. Nevertheless, from the right panel of Fig. 8, we see that the linear growth in the second stage persists, and the larger the size, the longer the complexity increases.

In fact, the linear growth of the complexity has been found in many different non-holographic systems [1, 60] and also appears in the CV and CA conjectures at late time limit [61, 62]. It is also reminiscent of the time evolution of the entanglement entropy from black hole interiors [59]. In our model, if we set $l \rightarrow \infty$, we may expect that the behavior of the complexity will turn to the behavior for whole boundary region and so the complexity would increase linearly at late time as well. Since the brutal numerical method is not able to study the cases of an extremal large l , one may turn to the analytical way adopted in [56] to study the linear growth of the subregion complexity. Actually, the recent studies of the complexity following a global quench based on the CA and CV conjectures show that the late time behavior of the complexity for the whole boundary region is linear [57, 63].

3.2.2 The dependence of subregion complexity evolution on v_0

In this subsection, we study the effect of the parameter v_0 on the evolution of the subregion complexity. The parameter v_0 characterizes the thickness of the null-dust shell in the gravity, its inverse could be taken as the speed of the quench. The numerical results are shown in Fig. 11. All the processes evolve from the pure AdS background to an identical SAdS black hole background. It is obvious that the thinner the shell is, the sooner the quench happens, and the earlier the system reaches equilibrium. The thicker the shell is, the earlier the system starts to evolve, but the maximum complexity the system can reach is smaller. Thus the subregion complexity is closely related to the change rate of a state. Especially, the sudden drop in the complexity evolution disappears when v_0 is large enough. For the AdS_4 case, the critical point is $v_0 = 0.57$. Namely, if the quench happens slowly enough, the subregion complexity evolves continuously.

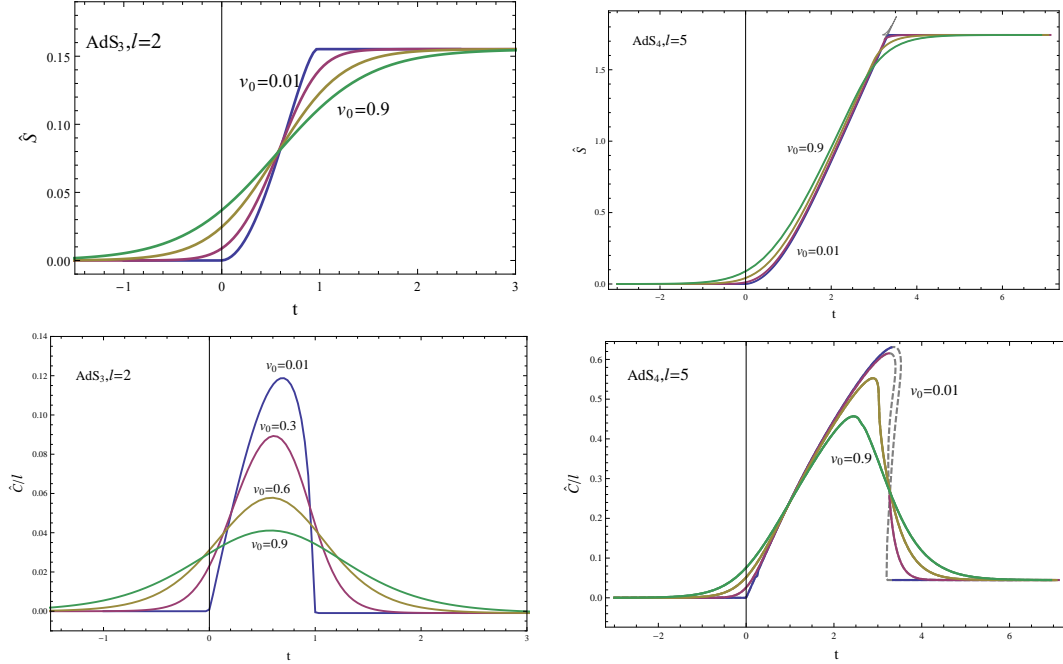


Figure 11: The dependence of the entanglement entropy and the subregion complexity density \hat{C}/l on v_0 . We take $v_0 = 0.01, 0.3, 0.6, 0.9$ and fix $M = 1$ here. The sudden drop in the subregion complexity evolution disappears when $v_0 > 0.57$.

3.2.3 The dependence of subregion complexity evolution on M

Now we study the effect of the mass parameter M on the evolution. We fix the shell thickness $v_0 = 0.01$ here. The numerical results are shown in Fig. 12. The system evolves from a pure AdS background to the SAdS black holes with different mass M . The maximum complexity \hat{C}_{max} the system can reach in the evolution depends on M . For $AdS_3, l = 2$, we get $\hat{C}_{max}/l \propto 0.12M$. For $AdS_4, l = 5$, we get $\hat{C}_{max}/l \propto 0.62M$. As we discussed above, \hat{C}_{max}/l is also proportional to l . Thus we have

$$\hat{C}_{max}/l \approx f(d)Ml \quad (51)$$

where the coefficient $f(d)$ is a function of spacetime dimension. Unlike the parameter v_0 , the increases of M can not change the qualitative behavior of the evolution, as shown in the lower right panel. Moreover, the larger the M is, the sooner the subregion complexity reaches the constant value, as shown more obviously in the right lower panel.

If we zoom in the final stage of the evolution shown in the left lower panel in Fig. 8 and Fig. 12, we find that the difference of the complexity between the initial state and the final state \hat{C}_f decreases with M and l . \hat{C}_f is more involved in the right lower panels in Fig. 8 and Fig. 12. In this subsection, we study the dependence of the final subregion complexity on M and l in detail. For AdS_3 in the left upper panel of Fig. 13, we see that the complexity of the final state is always smaller than the initial

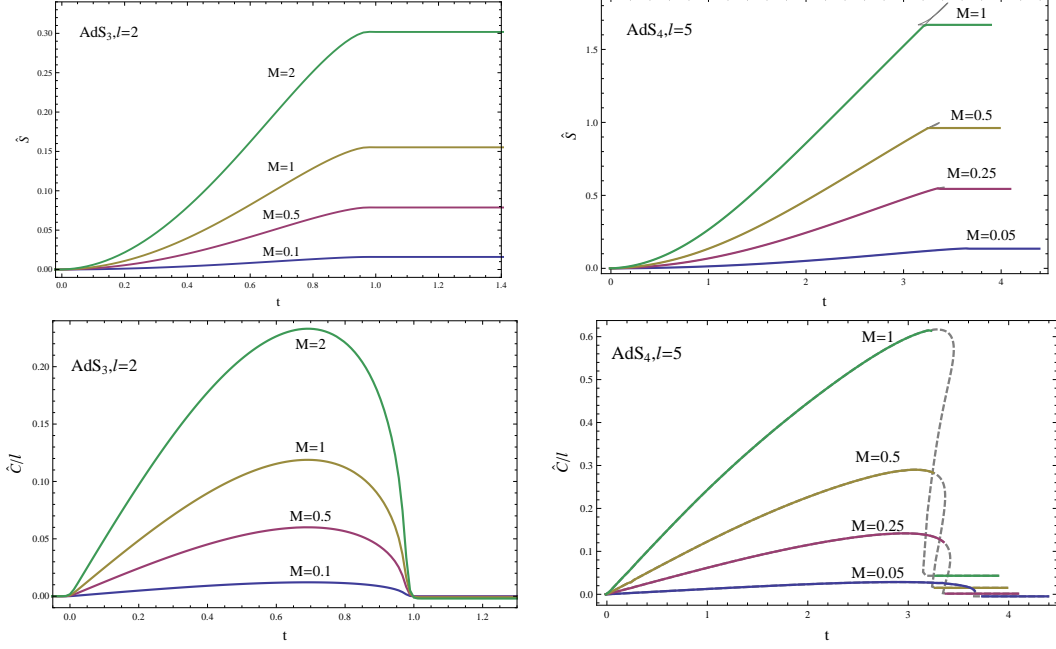


Figure 12: The dependence of the entanglement entropy and the subregion complexity density \hat{C}/l on M . We fix $v_0 = 0.01$ here. Note that there is still a sudden drop of complexity in the evolution when $M = 0.05$ in the right lower panel.

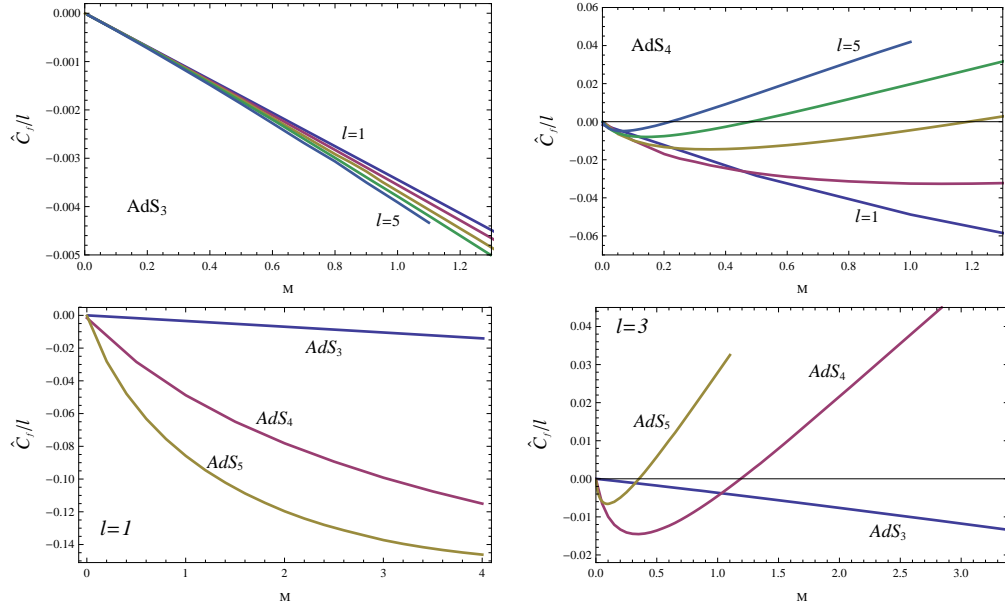


Figure 13: The dependence of subregion complexity density \hat{C}_f/l on the mass parameter M . The upper left panel is for AdS_3 and $l = 1, 2, 3, 4, 5$. The upper right panel is for AdS_4 and $l = 1, 2, 3, 4, 5$.

state. The complexity density decreases with M linearly for different l and has almost the same rate $-0.004M$. The situation is more complicated for AdS_4 shown in the right upper panel of Fig. 13. The complexity density decreases with almost the same rate for different l at the beginning. Then it begins to increase with M . These coincide with the behaviors we have found in Fig. 8 and Fig. 12.

We also compare the dependence of complexity density on the spacetime dimension. From the left lower panel, we see that the complexity always decreases with M when the strip size l is not big enough. However, when the strip size is large, the complexity density would decrease with M first and then increase almost linearly when M is large enough in AdS_{d+1} with $d \geq 3$.

4 Conclusions and discussions

In this paper, we analyzed the evolution of the subregion complexity under a global quench by using numerical method. We considered the situation where the boundary subregion \mathcal{A} is an infinite strip on a time slice of the AdS boundary. We followed the subregion CV proposal, which states that the subregion complexity is proportional to the volume of a codimension-one surface $\Gamma_{\mathcal{A}}$ enclosed by \mathcal{A} and the codimension-two entanglement surface $\gamma_{\mathcal{A}}$ corresponding to \mathcal{A} .

We found the following qualitative picture: the subregion complexity increases at early time after a quench, and after reaching the maximum it decreases surprisingly to a constant value at late time. This non-trivial feature is also observed in [64] where the local quench is used to study the subregion CV proposal. The decrease of complexity is also observed in some space like singular bulk gravitational background [65, 66]. It was argued that the decrease of complexity has something to do with the entanglement structure. However, as pointed out in [2], entanglement is not enough to explain the complexity change. There should be other mechanism for this phenomenon. The evolution of complexity following a quench in free field theory is studied recently [67]. It was found that whether the complexity grows or decreases depending on the quench parameters. To compare with the holographic result, the evolution of complexity following a quench in conformal field theory is required.

Another important feature in the subregion complexity under a global quench we found here is that when the size of the strip is large enough and the quench is fast enough, in AdS_{d+1} spacetime with $d \geq 3$ the evolution of the complexity is discontinuous and there is a sudden drop due to the transition of the HRT surface.

Moreover, at the early time of the evolution, the growth rates of the subregion complexity densities for the strips of different sizes are almost the same. This implies that the complexity growth is related to the local operators excitations. On the other hand, for a large enough strip, the subregion complexity grows linearly with time. If we set the strip size $l \rightarrow \infty$, we may expect that the late time behavior of subregion complexity is linearly increasing. However, the large $l \rightarrow \infty$ limit should be considered carefully, due to the presence of the holographic entanglement plateau [68–70]. In this limit, the HRT

surface could be the union of the black hole horizon and the HRT surface for the complementary region. One has to take into account of this possibility in discussing the large l limit. Actually, the complexity we considered here for strip with limit $l \rightarrow \infty$ should be reduced to the CV proposal for one-sided black hole. This case has been studied in [57] where it was found that the late time limit of the growth rate of the holographic complexity for the one-sided black hole is precisely the same as that found for an eternal black hole. Thus the complexity for strip with infinite width will not decrease and there will not be a plateau at late time.

In asymptotic AdS_3 black hole case, our results show that the complexity and the corresponding entanglement entropy for subregion will both keep a constant approximately if the evolutionary time $t \gtrsim l/2$. This can be understood from the thermalization of local states. Ref. [71] has shown that, for a given quench in 2D CFT, the density matrix of subsystem will be exponentially close to a thermal density matrix if the time is larger than $l/2$. Its correction to thermal state will be suppressed by $e^{-4\pi\Delta_{\min}(t-l/2)/\beta}$. Here β is the inverse temperature and Δ_{\min} is the smallest dimension among those operators which have a non-zero expectation value in the initial state. Thus, we can expect that the complexity and entanglement entropy will suddenly go to their values in corresponding thermal state when the time t is larger than $l/2$. This kind of behavior has been shown clearly in our Fig. 10. The similar behaviours can also be observed in higher dimensional cases, however, the critical time is not $l/2$ but depends on the dimension. This sudden saturation is one characteristic phenomenon in subregion complexity. One can easily see that the critical time of saturation will approach to infinity if the size of subregion l approaches to infinity.

We also analyzed the dependence of the subregion complexity on various parameters, including the quench speed, the strip size, the black hole mass and the spacetime dimension. For slow quenches or small strip, the sudden drop in the subregion complexity evolution disappears such that the complexity evolves continuously. The mass parameter does not change the qualitative behavior in the evolution when other parameters are fixed.

Our study can be extended in several directions. Besides the large size limit we mentioned above, it would be interesting to consider the evolution of the subregion complexity under a charge quench or in higher derivative gravity. It would be certainly interesting to study the subregion complexity by using the CA proposal in order to understand the holographic complexity better.

Acknowledgments

We thank Davood Momeni for correspondence. B. Chen and W.-M. Li are supported in part by NSFC Grant No. 11275010, No. 11325522, No. 11335012 and No. 11735001. C.-Y. Zhang is supported by National Postdoctoral Program for Innovative Talents BX201600005. S.-J. Zhang is supported in part by National Natural Science Foundation of China (No.11605155).

References

- [1] L. Susskind, *Computational complexity and black hole horizons*, Fortsch. Phys. 64 (2016) 24-43, [arXiv:1402.5674](#) [hep-th].
L. Susskind, *Addendum to computational complexity and black hole horizons*, Fortsch. Phys. 64 (2016) 44-48, [arXiv:1403.5695](#) [hep-th].
- [2] L. Susskind, *Entanglement is not enough*, Fortsch. Phys. 64 (2016) 49-71, [arXiv:1411.0690](#) [hep-th].
- [3] J. Maldacena and L. Susskind, *Cool horizons for entangled black holes*, Fortsch. Phys. **61**, 781 (2013), [arXiv:1306.0533](#) [hep-th].
- [4] J. Watrous, *Quantum computational complexity*, in Encyclopedia of Complexity and Systems Science, ed., R. A. Meyers (2009) 7174–7201, [arXiv:0804.3401](#) [quant-ph].
- [5] T. J. Osborne, *Hamiltonian complexity*, Reports on Progress in Physics 75 (2012) 022001, [arXiv:1106.5875](#) [quant-ph].
- [6] S. Gharibian, Y. Huang, Z. Landau, S. W. Shin, *Quantum Hamiltonian Complexity*, Foundations and Trends in Theoretical Computer Science 10 (2015) 159–282, [arXiv:1401.3916](#) [quant-ph].
- [7] M. A. Nielsen, *A geometric approach to quantum circuit lower bounds*, Quantum Info. Comput. 6 (May, 2006) 213–262, [arXiv:quant-ph/0502070](#).
- [8] M. A. Nielsen, M. R. Dowling, M. Gu and A. C. Doherty, *Quantum computation as geometry*, Science 311 (2006) 1133–1135, [arXiv:quant-ph/0603161](#).
- [9] M. R. Dowling and M. A. Nielsen, *The geometry of quantum computation*, Quantum Info. Comput. 8 (Nov., 2008) 861–899, [arXiv:quant-ph/0701004](#).
- [10] R. A. Jefferson, R. C. Myers, *Circuit complexity in quantum field theory*, JHEP 1710 (2017) 107, [arXiv:1707.08570](#)[hep-th].
- [11] S. Chapman, M. P. Heller, H. Marrochio, F. Pastawski, *Towards complexity for quantum field theory states*, [arXiv:1707.08582](#)[hep-th].
- [12] R.-Q. Yang, *A Complexity for Quantum Field Theory and Application in Thermofield Double States*, [arXiv:1709.00921](#)[hep-th].
- [13] R. Khan, C. Krishnan, S. Sharma, *Circuit Complexity in Fermionic Field Theory*, [arXiv:1801.07620](#) [hep-th].
- [14] P. Caputa, N. Kundu, M. Miyaji, T. Takayanagi, K. Watanabe. *Anti-de Sitter Space from Optimization of Path Integrals in Conformal Field Theories*, Phys.Rev.Lett. 119 (2017) no.7, 071602, [arXiv:1703.00456](#)[hep-th].
- [15] P. Caputa, N. Kundu, M. Miyaji, T. Takayanagi, K. Watanabe, *Liouville action as path-integral complexity: from continuous tensor networks to AdS/CFT*, JHEP 1711 (2017) 097, [arXiv:1706.07056](#)[hep-th].
- [16] R.-Q. Yang, Y.-S. An, C. Niu, C.-Y. Zhang, K.-Y. Kim, *Axiomatic complexity in quantum field theory and its applications*, [arXiv:1803.01797](#)[hep-th].

- [17] D. Stanford and L. Susskind, *Complexity and Shock Wave Geometries*, Phys. Rev. D90 (2014) 126007, [arXiv:1406.2678](#) [hep-th].
- [18] L. Susskind and Y. Zhao, *Switchbacks and the Bridge to Nowhere*, [arXiv:1408.2823](#) [hep-th].
- [19] A. R. Brown, D. A. Roberts, L. Susskind, B. Swingle, and Y. Zhao, *Holographic Complexity Equals Bulk Action?*, Phys. Rev. Lett. 116 (2016) 191301, [arXiv:1509.07876](#) [hep-th].
- [20] A. R. Brown, D. A. Roberts, L. Susskind, B. Swingle, and Y. Zhao, *Complexity, action, and black holes*, Phys. Rev. D93 (2016) 086006, [arXiv:1512.04993](#) [hep-th].
- [21] S. Lloyd, *Ultimate physical limits to computation*, Nature 406 (Aug, 2000) 1047–1054.
- [22] R.-G. Cai, S.-M. Ruan, S.-J. Wang, R.-Q. Yang and R.-H. Peng, *Action growth for AdS black holes*, JHEP 09 (2016) 161, [arXiv:1606.08307](#)[hep-th].
- [23] R.-Q. Yang, *Strong energy condition and complexity growth bound in holography*, Phys. Rev. D95 (2017) 086017, [arXiv:1610.05090](#)[hep-th].
- [24] R.-G. Cai, M. Sasaki and S.-J. Wang, *Action growth of charged black holes with a single horizon*, Phys. Rev. D95 (2017) 124002, [arXiv:1702.06766](#)[hep-th].
- [25] Y.-S. An, R.-H. Peng, *The effect of Dilaton on the holographic complexity growth*, Phys.Rev. D97 (2018) 066022, [arXiv:1801.03638](#)[hep-th].
- [26] B. Czech, J. L. Karczmarek, F. Nogueira, M. Van Raamsdonk, *The gravity dual of a density matrix*, Class.Quant.Grav. 29 (2012) 155009, [arXiv:1204.1330](#)[hep-th].
- [27] M. Headrick, V. E. Hubeny, A. Lawrence, and M. Rangamani, *Causality & holographic entanglement entropy*, JHEP12(2014) 162. [arXiv:1408.6300](#) [hep-th] .
- [28] D. Carmi, R C. Myers, P. Rath, *Comments on holographic complexity*, JHEP 1703 (2017) 118, [arXiv:1612.00433](#) [hep-th].
- [29] M. Alishahiha, *Holographic Complexity*, Phys.Rev. D92 (2015) no.12, 126009, [arXiv:1509.06614](#) [hep-th].
- [30] S. Ryu and T. Takayanagi, *Holographic derivation of entanglement entropy from AdS/CFT*, Phys. Rev. Lett. 96 (2006) 181602, [arXiv:hep-th/0603001](#) [hep-th].
- [31] S. Ryu and T. Takayanagi, *Aspects of Holographic Entanglement Entropy*, JHEP 08 (2006) 045, [arXiv:hep-th/0605073](#) [hep-th].
- [32] V. E. Hubeny, M. Rangamani, and T. Takayanagi. *A Covariant holographic entanglement entropy proposal*, JHEP 0707 (2007) 062, [arXiv:0705.0016](#) [hep-th] .
- [33] X. Dong, A. Lewkowycz, and M. Rangamani. *Deriving covariant holographic entanglement*, JHEP 1611 (2016) 028, [arXiv:1607.07506](#) [hep-th] .
- [34]] M. Miyaji, T. Numasawa, N. Shiba, T. Takayanagi, and K. Watanabe, *Distance between Quantum States and Gauge-Gravity Duality*, Phys. Rev. Lett. 115 no.~26, (2015) 261602, [arXiv:1507.07555](#) [hep-th].

- [35] G. Vidal, *Entanglement Renormalization*, Phys. Rev. Lett. 99, no. 22, 220405 (2007), [arXiv:cond-mat/0512165](#).
- [36] B. Swingle, *Entanglement Renormalization and Holography*, Phys.Rev. D86 (2012) 065007, [arXiv:0905.1317](#) [cond-mat.str-el].
- [37] G. Evenbly, G. Vidal, *Tensor Network Renormalization*. Phys. Rev. Lett. 115, 180405 (2015). [arXiv:1412.0732](#) [cond-mat.str-el].
- [38] G. Evenbly, G. Vidal, *Tensor network renormalization yields the multi-scale entanglement renormalization ansatz*, Phys. Rev. Lett. 115, 200401 (2015), [arXiv:1502.05385](#) [cond-mat.str-el].
- [39] M. Miyaji, T. Takayanagi, *Surface/state correspondence as a generalized holography*, PTEP 2015 (2015) 073B03. [arXiv: 1503.03542](#)[hep-th].
- [40] B. Czech, *Einstein's Equations from Varying Complexity*, Phys.Rev.Lett. 120 (2018) no.3, 031601, [arXiv:1706.00965](#) [hep-th].
- [41] O. Ben-Ami and D. Carmi, *On Volumes of Subregions in Holography and Complexity*, JHEP 11 (2016) 129, [arXiv:1609.02514](#) [hep-th].
- [42] P. Roy, T. Sarkar, *Note on subregion holographic complexity*, Phys.Rev. D96 (2017) no.2, 026022, [arXiv:1701.05489](#) [hep-th].
- [43] S. Banerjee, J. Erdmenger, D. Sarkar, *Connecting Fisher information to bulk entanglement in holography*, [arXiv:1701.02319](#) [hep-th].
- [44] E. Bakhshaei, A. Mollabashi, A. Shirzad, *Holographic Subregion Complexity for Singular Surfaces*, Eur.Phys.J. C77 (2017) no.10, 665, [arXiv:1703.03469](#) [hep-th].
- [45] D. Sarkar, S. Banerjee, J. Erdmenger, *A holographic dual to Fisher information and its relation with bulk entanglement*, PoS CORFU2016 (2017) 092.
- [46] M. K. Zangeneh, Y. C. Ong, B. Wang, *Entanglement Entropy and Complexity for One-Dimensional Holographic Superconductors*, Phys.Lett. B771 (2017) 235-241, [arXiv:1704.00557](#) [hep-th].
- [47] D. Momeni, M. Faizal, S. Alsaleh, L. Alasfar, A. Myrzakul, R. Myrzakulov, *Thermodynamic and Holographic Information Dual to Volume*, [arXiv:1704.05785](#) [hep-th].
- [48] P. Roy, T. Sarkar, *On subregion holographic complexity and renormalization group flows*, [arXiv:1708.05313](#) [hep-th].
- [49] D. Carmi, *More on Holographic Volumes, Entanglement, and Complexity*, [arXiv:1709.10463](#) [hep-th].
- [50] R. Abt, J. Erdmenger, H. Hinrichsen, C. M. Melby-Thompson, R. Meyer, C. Northe, I. A. Reyes, *Topological Complexity in AdS3/CFT2*, [arXiv:1710.01327](#) [hep-th].
- [51] L.-P. Du, S.-F. Wu, H.-B. Zeng, *Holographic complexity of the disk subregion in (2+1)-dimensional gapped systems*, [arXiv:1803.08627](#) [hep-th].

- [52] P. Calabrese, J. Cardy, *Evolution of Entanglement Entropy in One-Dimensional Systems*, J.Stat.Mech. 0504 (2005) P04010, [arXiv:cond-mat/0503393](#) [cond-mat.stat-mech].
- [53] J. Abajo-Arrastia, J. Aparicio, E. Lopez, *Holographic Evolution of Entanglement Entropy*, JHEP 1011 (2010) 149, [arXiv:1006.4090](#) [hep-th].
- [54] T. Albash, C. V. Johnson, *Evolution of Holographic Entanglement Entropy after Thermal and Electromagnetic Quenches*, New J.Phys. 13 (2011) 045017, [arXiv:1008.3027](#) [hep-th].
- [55] V. Balasubramanian, A. Bernamonti, J. de Boer, N. Copland, B. Craps, E. Keski-Vakkuri, B. Muller, A. Schafer, M. Shigemori, and W. Staessens, *Holographic Thermalization*. Phys. Rev. D 84(2011) 026010, [arXiv:1103.2683](#) [hep-th] .
- [56] H. Liu and S. J. Suh. *Entanglement growth during thermalization in holographic systems*. Phys. Rev.D89(2014) no. 6, 066012, [arXiv:1311.1200](#) [hep-th].
- [57] S. Chapman, H. Marrochio, R. C. Myers, *Holographic Complexity in Vaidya Spacetimes I*, [[arXiv:1804.07410](#)] [hep-th].
- [58] Y.-Z. Li, S.-F. Wu, Y.-Q. Wang, G.-H. Yang, *Linear growth of entanglement entropy in holographic thermalization captured by horizon interiors and mutual information*, JHEP 1309 (2013) 057, [arXiv:1306.0210](#) [hep-th].
- [59] T. Hartman, J. Maldacena, *Time Evolution of Entanglement Entropy from Black Hole Interiors*, JHEP 1305 (2013) 014, [arXiv:1303.1080](#) [hep-th].
- [60] K. Hashimoto, N. Iizuka, S. Sugishita, *Time evolution of complexity in Abelian gauge theories*, Phys.Rev. D96 (2017) no.12, 126001, [arXiv:1707.03840](#) [hep-th].
- [61] D. Carmi, S. Chapman, H. Marrochio, R. C. Myers, S. Sugishita, *On the Time Dependence of Holographic Complexity*, JHEP 1711 (2017) 188, [arXiv:1709.10184](#) [hep-th].
- [62] K.-Y. Kim, C. Niu, R.-Q. Yang, C.-Y. Zhang, *Comparison of holographic and field theoretic complexities by time dependent thermofield double states*, [arXiv:1710.00600](#) [hep-th].
- [63] M. Moosa, *Evolution of Complexity Following a Global Quench*, JHEP **1803**, 031 (2018) [[arXiv:1711.02668](#)] [hep-th].
- [64] D. Ageev, I. Aref 'eva, A. Bagrov, M. I. Katsnelson, *Holographic local quench and effective complexity*, [[arXiv:1803.11162](#)] [hep-th].
- [65] Jose L. F. Barbon, E. Rabinovici, *Holographic Complexity And Cosmological Singularities*, [[arXiv:1509.09291](#)] [hep-th].
- [66] S. Bolognesi, E. Rabinovici, S. R. Roy, *On Some Universal Features of the Holographic Quantum Complexity of Bulk Singularities*, [[arXiv:1802.02045](#)] [hep-th].
- [67] D. W. F. Alves, G. Camilo, *Evolution of Complexity following a quantum quench in free field theory*, [[arXiv:1804.00107](#)] [hep-th].
- [68] T. Azeyanagi, T. Nishioka and T. Takayanagi, *Near Extremal Black Hole Entropy as Entanglement Entropy via $AdS(2)/CFT(1)$* , Phys. Rev. D **77**, 064005 (2008) [[arXiv:0710.2956](#)] [hep-th].

- [69] V. E. Hubeny, H. Maxfield, M. Rangamani and E. Tonni, *Holographic entanglement plateaux*, JHEP **1308**, 092 (2013) [[arXiv:1306.4004](#) [hep-th]].
- [70] B. Chen, Z. Li and J. j. Zhang, *Corrections to holographic entanglement plateau*, JHEP **1709**, 151 (2017) [[arXiv:1707.07354](#) [hep-th]].
- [71] J. Cardy, *Thermalization and Revivals after a Quantum Quench in Conformal Field Theory*, Phys. Rev. Lett. **112**, 220401 (2014) [[arXiv:1403.3040](#) [cond-mat.stat-mech]].