

An Optimal Algorithm to Compute the Inverse Beacon Attraction Region

Irina Kostitsyna* Bahram Kouhestani† Stefan Langerman‡ David Rappaport†

Abstract

The *beacon model* is a recent paradigm for guiding the trajectory of messages or small robotic agents in complex environments. A *beacon* is a fixed point with an attraction pull that can move points within a given polygon. Points move greedily towards a beacon: if unobstructed, they move along a straight line to the beacon, and otherwise they slide on the edges of the polygon. The Euclidean distance from a moving point to a beacon is monotonically decreasing. A given beacon *attracts* a point if the point eventually reaches the beacon.

The problem of attracting all points within a polygon with a set of beacons can be viewed as a variation of the art gallery problem. Unlike most variations, the beacon attraction has the intriguing property of being asymmetric, leading to separate definitions of *attraction region* and *inverse attraction region*. The attraction region of a beacon is the set of points that it attracts. It is connected and can be computed in linear time for simple polygons. By contrast, it is known that the inverse attraction region of a point — the set of beacon positions that attract it — could have $\Omega(n)$ disjoint connected components.

In this paper, we prove that, in spite of this, the total complexity of the inverse attraction region of a point in a simple polygon is linear, and present a $O(n \log n)$ time algorithm to construct it. This improves upon the best previous algorithm which required $O(n^3)$ time and $O(n^2)$ space. Furthermore we prove a matching $\Omega(n \log n)$ lower bound for this task in the algebraic computation tree model of computation, even if the polygon is monotone.

1 Introduction

Consider a dense network of sensors. In practice, it is common that routing between two nodes in the network is performed by greedy geographical routing, where a node sends the message to its closest neighbour (by Euclidean distance) to the destination [9]. Depending on the geometry of the network, greedy routing may not be successful between all pairs of nodes. Thus, it is essential to determine nodes of the network for which this type of routing works. In particular, given a node in the network, it is important to compute all nodes that can successfully send a message to or receive a message from the input node. Greedy routing has been studied extensively in the literature of sensor network as a local (and therefore inexpensive) protocol for message sending.

Let P be a simple polygon with n vertices. A *beacon* b is a point in P that can induce an attraction pull towards itself within P . The attraction of b causes points in P to move towards b as long as their Euclidean distance is maximally decreasing. As a result, a point p moves along the ray \overrightarrow{pb} until it either reaches b or an edge of P . In the latter case, p slides on the edge towards h , the orthogonal projection of b on the supporting line of the edge (Figure 1). Note that among all points on the supporting line of the edge, h has the minimum Euclidean distance to b .

We say b *attracts* p , if p eventually reaches b . Interestingly, beacon attraction is not symmetric. The *attraction region* $AR(b)$ of a beacon b is the set of all points in P that b attracts¹. The *inverse attraction region* $IAR(p)$ of a point p is the set of all beacon positions in P that can attract p .

The study of beacon attraction problems in a geometric domain, initiated by Biro *et al.* [3], finds its root in sensor networks, where the limited capabilities of sensors makes it crucial to design simple

*TU Eindhoven, the Netherlands i.kostitsyna@tue.nl

†Queen's University, Canada {kouhesta,daver}@cs.queensu.ca

‡Directeur de Recherches du F.R.S.-FNRS., Université Libre de Bruxelles, Belgium stefan.langerman@ulb.ac.be

¹We consider the attraction region to be closed, *i.e.* b attracts all points on the boundary of $AR(b)$.

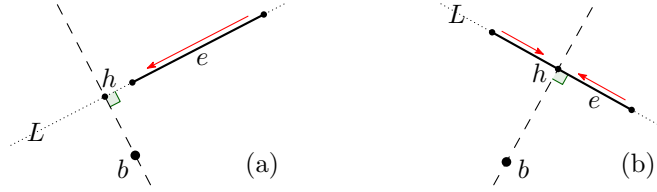


Figure 1: Points on an edge e slide towards the orthogonal projection h of the beacon on the supporting line of e .

mechanisms for guiding their motion and communication. For instance, the beacon model can be used to represent the trajectory of small robotic agents in a polygonal domain, or that of messages in a dense sensor network. Using greedy routing, the trajectory of a robot (or a message) from a sender to a receiver closely follows the attraction trajectory of a point (the sender) towards a beacon (the receiver). However, greedy routing may not be successful between all pairs of nodes. Thus, it is essential to characterize for which pairs of nodes of the network for which this type of routing works. In particular, given a single node, it is important to compute the set of nodes that it can successfully receive messages from (its attraction region), and the set of node that it can successfully send messages to (its inverse attraction region).

In 2013, Biro *et al.* [5] showed that the attraction region $AR(b)$ of a beacon b in a simple polygon P is simple and connected, and presented a linear time algorithm to compute $AR(b)$.

Computing the inverse attraction region has proved to be more challenging. It is known [5] that the inverse attraction region $IAR(p)$ of a point p is not necessarily connected and can have $\Theta(n)$ connected components. Kouhestani *et al.* [11] presented an algorithm to compute $IAR(p)$ in $O(n^3)$ time and $O(n^2)$ space. In the special cases of monotone and terrain polygons, they showed improved algorithms with running times $O(n \log n)$ and $O(n)$ respectively.

In this paper, we prove that, in spite of not being connected, the inverse attraction region $IAR(p)$ always has total complexity² $O(n)$. Using this fact, we present the first optimal $O(n \log n)$ time algorithm for computing $IAR(p)$ for any simple polygon P , improving upon the previous best known $O(n^3)$ time algorithm. Since this task is at the heart of other algorithms for solving beacon routing problems, this improves the time complexity of several previously known algorithms such as approximating minimum beacon paths and computing the weak attraction region of a region [5].

To prove the optimality of our algorithm, we show an $\Omega(n \log n)$ lower bound in the algebraic computation tree model and in the bounded degree algebraic decision tree model, even in the case when the polygon is monotone.

Related work

Several geometric problems related to the beacon model have been studied in recent years. Biro *et al.* [3] studied the minimum number of beacons necessary to successfully route between any pair of points in a simple n -gon P . This can be viewed as a variant of the art gallery problem, where one wants to find the minimum number of beacons whose attraction regions cover P . They proved that $\lceil \frac{n}{2} \rceil$ beacons are sometimes necessary and always sufficient, and showed that finding a minimum cardinality set of beacons to cover a simple polygon is NP-hard. For polygons with holes, Biro *et al.* [4] showed that $\lceil \frac{n}{2} \rceil - h - 1$ beacons are sometimes necessary and $\lceil \frac{n}{2} \rceil + h - 1$ beacons are always sufficient to guard a polygon with h holes. Combinatorial results on the use of beacons in orthogonal polygons have been studied by Bae *et al.* [1] and by Shermer [14]. Biro *et al.* [5] presented a polynomial time algorithm for routing between two fixed points using a discrete set of candidate beacons in a simple polygon and gave a 2-approximation algorithm where the beacons are placed with no restrictions. Kouhestani *et al.* [12] give an $O(n \log n)$ time algorithm for beacon routing in a 1.5D polygonal terrain.

Kouhestani *et al.* [10] showed that the length of a successful beacon trajectory is less than $\sqrt{2}$ times the length of a shortest (geodesic) path. In contrast, if the polygon has internal holes then the length of a successful beacon trajectory may be unbounded.

²Total number of vertices and edges of all connected components.

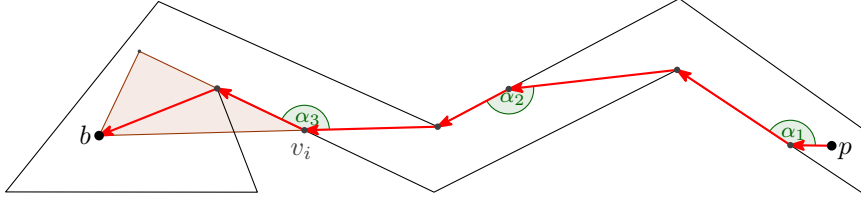


Figure 2: The angle between a straight movement towards the beacon and the following slide movement is always greater than $\pi/2$.

2 Preliminaries

A *dead point* $d \neq b$ is defined as a point that remains stationary in the attraction pull of b . The set of all points in P that eventually reach (and stay) on d is called the *dead region* of b with respect to d . A *split edge* is defined as the boundary between two dead regions, or a dead region and $AR(b)$. In the latter case, we call the split edge a *separation edge*.

If beacon b attracts a point p , we use the term *attraction trajectory*, denoted by $AT(p, b)$, to indicate the movement path of a point p from its original location to b . The attraction trajectory alternates between a straight movement towards the beacon (a *pull edge*) and a sequence of consecutive sliding movements (*slide edges*), see Figure 2.

Lemma 1. *Consider the movement of a point p in the attraction of a beacon b . Let α_i denote the angle between the i -th pull edge and the next slide edge on $AT(p, b)$ (Figure 2). Then α_i is greater than $\pi/2$.*

Proof. Recall that a pull edge is always oriented towards b , and a slide edge is oriented towards the orthogonal projection of b on the edge. Consider the right triangle with vertices b , the orthogonal projection of b on the supporting line of the slide edge, and v_i the vertex common to the i -th pull edge and the next slide edge (the colored triangle in Figure 2). Note that in this right triangle, the angle of the vertex v_i must be acute. Therefore, the angle of α_i , which is the complement of v , is greater than $\pi/2$. \square

Note that, similarly, the angle between the i -th pull edge and the previous slide edge is also greater than $\pi/2$.

Let r be a reflex vertex of P with adjacent edges e_1 and e_2 . Let H_1 be the half-plane orthogonal to e_1 at r , that contains e_1 . Let H_2 be the half-plane orthogonal to e_2 at r , that contains e_2 . The *deadwedge* of r (deadwedge(r)) is defined as $H_1 \cap H_2$ (Figure 3). Let b be a beacon in the deadwedge of r . Let ρ be the ray from r in the direction \overrightarrow{br} and let s be the line segment between r and the first intersection of ρ with the boundary of P . Note that in the attraction of b , points on different sides of s have different destinations. Thus, s is a split edge for b . We say r *introduces* the split edge s for b to show this occurrence. Kouhestani *et al.* [11] proved the following lemma.

Lemma 2 (Kouhestani *et al.* [11]). *A reflex vertex r introduces a split edge for the beacon b if and only if b is inside the deadwedge of r .*

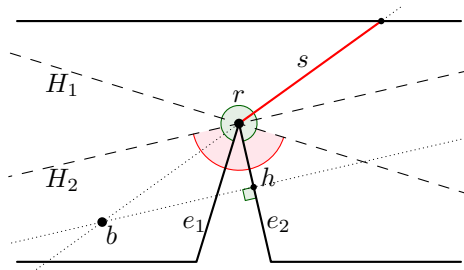


Figure 3: The deadwedge of r is shown by the red angle.

Let p and q be two points in a polygon P . We use \overline{pq} to denote the straight-line segment between these points. Denote the shortest path between p and q in P (the geodesic path) as $SP(p, q)$. The union of shortest paths from p to all vertices of P is called the *shortest path tree* of p , and can be computed in linear time [8] when P is a simple polygon. In our problem, we are only interested in shortest paths from p to reflex vertices of P . Therefore, we delete all convex vertices and their adjacent edges in the shortest path tree of p to obtain the *pruned shortest path tree* of p , denoted by $SPT_r(p)$.

A *shortest path map* for a given point p , denoted as $SPM(p)$, is a subdivision of P into regions such that shortest paths from p to all the points inside the same region pass through the same set of vertices of P [13]. Typically, shortest path maps are considered in the context of polygons with holes, where the subdivision represents grouping of the shortest paths of the same topology, and the regions may have curved boundaries. In the case of a simple polygon, the boundaries of $SPM(p)$ are straight-line segments and consist solely of the edges of P and extensions of the edges of $SPT_r(p)$. If a triangulation of P is given, it can be computed in linear time [8].

Lemma 3. *During the movement of p on its beacon trajectory, the shortest path distance of p away from its original location monotonically increases.*

Proof. For the sake of contradiction, let s be the first point that during the movement of p , the shortest path away from p decreases. Let u be the last reflex vertex (before s) common to the attraction trajectory and the shortest path. Without loss of generality assume that the line \overline{ub} is horizontal and u is to the left of b . Note that on a pull edge with an arbitrary starting reflex vertex w , the shortest path away from w monotonically increases, and therefore, as w is a reflex vertex on $SP(p, s)$, s cannot be on a pull edge, and thus it is on a slide edge. The line \overline{ub} is horizontal, therefore, a series of slide edges will result in a decrease in the shortest path towards u only if during the movement of p on these edges, its x -coordinate decreases. This results in an increase in the Euclidean distance towards b , which is a contradiction. \square

3 The structure of inverse attraction regions

The $O(n^3)$ time algorithm of Kouhestani *et al.* [11] to compute the inverse attraction region of a point p in a simple polygon P constructs a line arrangement A with quadratic complexity that partitions P into regions, such that, either all or none of the points in a region attract p . Arrangement A , contains three types of lines:

1. Supporting lines of the deadwedge for each reflex vertex of P ,
2. Supporting lines of edges of $SPT_r(p)$,
3. Supporting lines of edges of P .

Lemma 4 (Kouhestani *et al.* [11]). *The boundary edges of $IAR(p)$ lie on the lines of arrangement A .*

Let \overline{uv} be an edge of $SPT_r(p)$, where $u = \text{parent}(v)$. We associate three lines of the arrangement A to \overline{uv} : supporting line of \overline{uv} and the two supporting lines of the deadwedge of v . By focusing on the edge \overline{uv} , we study the local effect of the reflex vertex v on $IAR(p)$, and we show that:

1. Exactly one of the associated lines to \overline{uv} may contribute to the boundary of $IAR(p)$. We call this line the *effective associated line* of \overline{uv} (Figure 4).
2. The effect of v on the inverse attraction region can be represented by at most two half-planes, which we call the *constraining half-planes* of \overline{uv} . These half-planes are bounded by the effective associated line of \overline{uv} .
3. Each constraining half-plane has a *domain*, which is a subpolygon of P that it affects. The points of the constraining half-plane that are inside the domain subpolygon cannot attract p (see the next section).

Our algorithm to compute the inverse attraction region uses $SPM(p)$. For each region of $SPM(p)$, we compute the set of constraining half-planes with their domain subpolygons containing the region. Then, we discard points of the region that cannot attract p by locating points which belong to at least one of these constraining half-planes.

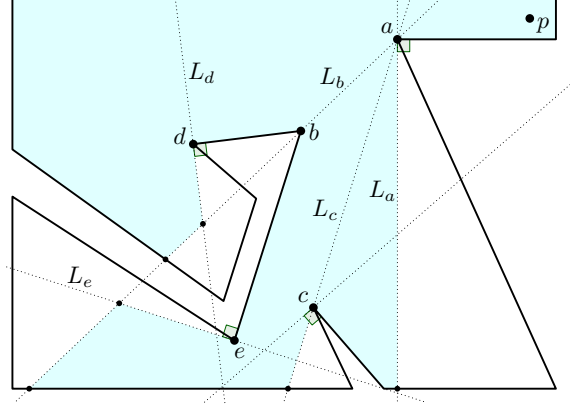


Figure 4: An example of an inverse attraction region with effective associated lines to each reflex vertex. Points in the colored region attract p . Here L_a , L_b , L_c , L_d and L_e are respectively the associated lines of the reflex vertices a , b , c , d and e .

Constraining half-planes

Let \overline{uv} be an edge of $SPT_r(p)$, where $u = \text{parent}(v)$. We extend \overline{uv} from u until we reach w , the first intersection with the boundary of P (Figure 5). Segment \overline{uw} partitions P into two subpolygons. Let P_p be the subpolygon that contains p . Any path from p to any point in $P \setminus P_p$ passes through \overline{uw} . Thus a beacon outside of P_p that attracts p , must be able to attract at least one point on the line segment \overline{uw} . In order to determine the local attraction behaviour caused by the vertex v , and to find the effective line associated to \overline{uv} , we focus on the attraction pull on the points of \overline{uw} (particularly the vertex u) rather than p . By doing so we detect points that cannot attract u , or any point on \overline{uw} , and mark them as points that cannot attract p . In other words, for each edge $\overline{uv} \in SPT_r(p)$ we detect a set of points in P that cannot attract u locally due to v . The attraction of these beacons either causes u to move to a wrong subpolygon, or their attraction cannot move u past v (see the following two cases for details). Later in Theorem 8, we show that this suffices to detect all points that cannot attract p .

Let e_1 and e_2 be the edges incident to v . Let H_1 be the half-plane, defined by a line orthogonal to e_1 passing through v , which contains e_1 , and let H_2 be the half-plane, defined by a line orthogonal to e_2 passing through v , which contains e_2 . Depending on whether u is in $H_1 \cup H_2$, we consider two cases:

Case 1. Vertex u is not in $H_1 \cup H_2$ (Figure 6). We show that in this case the supporting line of \overline{uv} is the only line associated to v that may contribute to the boundary of $IAR(p)$, *i.e.* it is the effective line associated to \overline{uv} . Let q be an arbitrary point on the open edge e_1 . As u is not in $H_1 \cup H_2$, the angle between the line segments \overline{uq} and \overline{qv} is less than $\pi/2$. Consider an arbitrary attraction trajectory that moves u straight towards q . By Lemma 1, any slide movement of this attraction trajectory on the edge e_1 moves away from v . Now consider q to be on the edge e_2 . Similarly any slide on the edge e_2 moves away from v . Thus, an attraction trajectory of u can cross the line segment \overline{uw} only once (the same holds for any other point on the line segment \overline{uw}). Note that this crossing movement happens via a pull edge. We use this observation to detect a set of points that do not attract u and thus do not attract p .

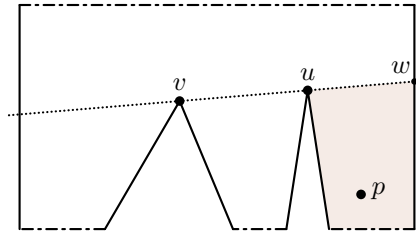


Figure 5: The possible locations of p with respect to the shortest path edge \overline{uv} .

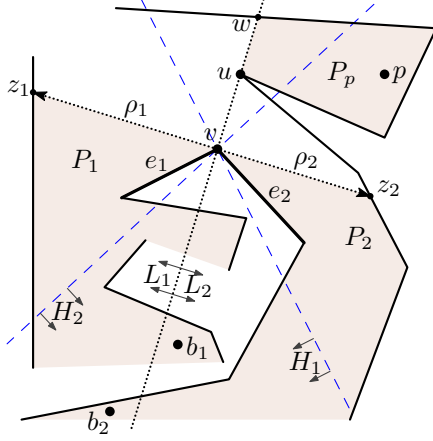


Figure 6: Vertex $u \notin H_1 \cup H_2$. Subpolygon P_2 is the domain of the constraining half-plane H_1 , and P_1 is the domain of the constraining half-plane H_2 .

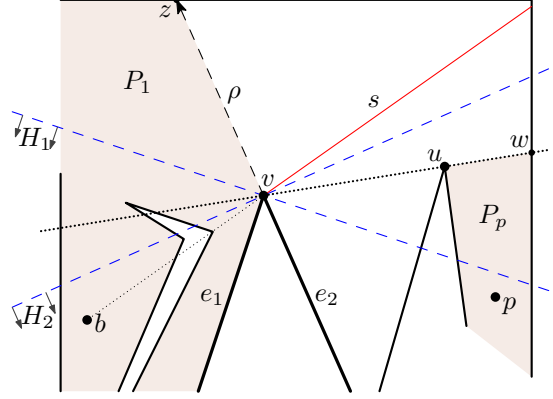


Figure 7: Vertex $u \in H_1 \cup H_2$. Subpolygon P_1 is the domain of the constraining half-plane H_2 .

Now consider the supporting line L of the edge \overline{uw} . As u is not in $H_1 \cup H_2$, L partitions the plane into two half-planes L_1 containing the edge e_1 , and L_2 containing the edge e_2 . Without loss of generality, assume that the parent of u in $SPT_r(p)$ lies inside L_2 (refer to Figure 6). Recall that \overline{uw} partitions P into two subpolygons, and P_p is the subpolygon containing p . We define subpolygons P_1 and P_2 as follows. Let ρ_1 be the ray originating at v , perpendicular to L in L_1 , and let z_1 be the first intersection point of ρ_1 with the boundary of P . Define P_1 as the subpolygon of P induced by $\overline{vz_1}$ that contains the edge e_1 . Similarly, let ρ_2 be the ray originating at v , perpendicular to L inside L_2 , and let z_2 be the first intersection point of ρ_2 with the boundary of P . Define P_2 as the subpolygon of P induced by $\overline{vz_2}$ that contains the edge e_2 .

Lemma 5. *No point in $P_1 \cap L_2$ can attract p .*

Proof. Without loss of generality assume the position in Figure 6. Consider a beacon b_1 in $P_1 \cap L_2$. If b_1 is on or above the ray Z_2 then in the attraction of b_1 a point on ρ_1 will move away from P_1 . Therefore, in this case b_1 does not attract any point outside of P_1 including p . Now if b_1 is below the ray Z_2 then any straight movement from u to b_1 is towards the edge e_2 and therefore in the attraction of b_1 , no point on \overline{uw} can enter P_1 directly without sliding on e_2 . As we explained earlier, any slide on the edge e_2 moves away from v , and therefore, b_1 cannot attract u . Similarly b_1 cannot attract any point on \overline{uw} . As the attraction trajectory of p towards b_1 must pass through \overline{uw} , b_1 cannot attract p . \square

Lemma 6. *No point in $P_2 \cap L_1$ can attract p .*

Proof. Without loss of generality assume the position in Figure 6. Consider a beacon b_2 in $P_2 \cap L_1$. If b_2 is on or above the ray Z_1 then in the attraction of b_2 a point on ρ_2 will move away from P_2 . Therefore, in this case b_2 does not attract any point outside of P_2 including p . Now if b_2 is below the ray Z_1 then, in the attraction of b_2 , no points on \overline{uw} can cross \overline{uw} without sliding on e_1 . As we explained earlier, any slide on the edge e_1 moves away from v . Therefore, b_2 cannot attract u or any point on \overline{uw} , and so it cannot attract p . \square

In summary, in case 1, the effect of \overline{uw} is expressed by two half-planes: L_2 , affecting the subpolygon P_1 , and L_1 , affecting the subpolygon P_2 . We call L_1 and L_2 the *constraining half-planes* of \overline{uw} , and we call P_1 and P_2 the *domain* of the constraining half-planes L_2 and L_1 , respectively. Furthermore, we call $P_1 \cap L_2$ and $P_2 \cap L_1$ the *constraining regions* of \overline{uw} . Later we show that L is the only effective line associated to \overline{uw} .

Case 2. Vertex u is in $H_1 \cup H_2$ (refer to Figure 7). Without loss of generality assume u can see part of the edge e_2 . Similar to the previous case, we define the subpolygon P_p ; let w be the first intersection

of the ray \overrightarrow{vu} with the boundary of P . Note that \overline{uv} partitions P into two subpolygons. Let P_p be the subpolygon containing p . Now let ρ be the ray originating at v , along the extension of edge e_2 . Let z be the first intersection of ρ with the boundary of P . We use P_1 to denote the subpolygon induced by \overline{vz} that contains e_1 . We detect points in P_1 that cannot move u (past v) into P_1 .

Lemma 7. *No point in $P_1 \cap H_2$ can attract p .*

Proof. Without loss of generality assume the position in Figure 7. Consider a beacon b in $P_1 \cap H_2$. If b is on or to the right of the ray ρ then in the attraction of b a point on ρ will move away from P_1 . Therefore, in this case b does not attract any point outside of P_1 including p . Now assume b is to the left of the ray ρ . As b is in H_2 the orthogonal projection of b on the supporting line of the edge e_2 also lies in H_2 . Therefore, as b is in P_1 , it does not attract any point on the open edge e_2 . Consider the attraction trajectory of u with respect to b . As b is below the supporting line of \overline{uv} , u cannot enter P_1 via a pull edge. In addition, u cannot slide on e_2 to reach v . Therefore b cannot attract u (or similarly any point on \overline{uv}). Thus it does not attract p . \square

In summary, in case 2, the effect of \overline{uv} on $IAR(p)$ can be expressed by the half-plane H_2 . We call H_2 the *constraining half-plane* of \overline{uv} , P_1 the *domain* of H_2 and we call $P_1 \cap H_2$ the *constraining region* of \overline{uv} . Later we show that the supporting line of H_2 is the only effective line associated to v . By combining these two cases, we prove the following theorem.

Theorem 8. *A beacon b can attract a point p if and only if b is not in a constraining region of any edge of $SPT_r(p)$.*

Proof. By Lemmas 5, 6 and 7, if b is in the constraining region of an edge $\overline{uv} \in SPT_r(p)$ then it does not attract p .

Now let b be a point that cannot attract p . We will show that b is in the constraining region of at least one edge of $SPT_r(p)$. Let s be the separation edge of $AR(b)$ such that b and p are in different subpolygons induced by s (see, for example, Figure 7). Note that as the attraction region of a beacon is connected [2], there is exactly one such separation edge. Let v be the reflex vertex that introduces s and let u be the parent of v in $SPT_r(p)$. By Lemma 2, b is in the deadwedge of v . In addition, as the attraction region of a beacon is connected, b attracts v . We claim that b is in a constraining region of the edge $\overline{uv} \in SPT_r(p)$. First, we show that b cannot attract u . Consider $SP(p, u)$, the shortest path from p to u . If $SP(p, u)$ crosses s at some point q then u cannot be the parent of v in $SPT_r(p)$, because we can reach v with a shorter path by following $SP(p, u)$ from p to q and then reaching v from q . Therefore, $SP(p, u)$ does not cross s , so p and u are in the same subpolygon of P induced by s . As b does not attract p , we conclude that b does not attract u .

Now depending on the relative position of u and v (whether u is in $H_1 \cup H_2$ or not), we consider two cases. We show that in each case, b is in a constraining region of \overline{uv} .

Case 1. Vertex u is not in $H_1 \cup H_2$ (refer to Figure 6). Let L be the supporting line of \overline{uv} , and similar to the previous case analysis let L_1 and L_2 be the constraining half-planes, and let P_1 and P_2 be the domains of L_2 and L_1 , respectively. Without loss of generality, assume that b is in the half-plane L_2 . We show that then b belongs to P_1 .

As $b \in L_2$, the separation edge s extends from v into L_1 , i.e. $s \in L_1$. Then the point p and subpolygon P_2 lie on one side of s , and subpolygon P_1 lies on the other side of s . As beacon b does not attract p , the point p and the beacon b lie on different sides of s , and thus the beacon b and subpolygon P_1 lie on the same side of s .

We will show now that indeed $b \in P_1$. Beacon b attracts v and is in the deadwedge of v . Thus, in the attraction of b , v will enter P_1 via a slide move. We claim that v cannot leave P_1 afterwards. Consider the supporting line of ρ_1 which is a line orthogonal to \overline{uv} at v . As u is not in $H_1 \cup H_2$, and the deadwedge of v is equal to $H_1 \cap H_2$, the deadwedge of v completely lies to one side of the supporting line. Therefore, in the attraction of v by any beacon inside the deadwedge of v , any point $q \neq v$ on $\overline{vz_1}$ moves straight towards the beacon along the ray \overrightarrow{qb} . In other words, in the attraction pull of b no point inside P_1 can leave P_1 . Therefore, $b \in P_1$ and thus $b \in P_1 \cap L_2$. By definition, b belongs to a constraining region of \overline{uv} .

Case 2. Vertex u is in $H_1 \cup H_2$ (refer to Figure 7). Without loss of generality let $u \in H_2$. Consider the separation edge s . As the beacon b does not attract u , they lie on the opposite sides of s . As b is in the deadwedge of v , it is also in H_2 , the constraining half-plane of \overline{uv} . Similar to the previous case, as b attracts v , $AT(v, b)$ never crosses ρ to leave P_1 and therefore, b is in P_1 . Thus, $b \in P_1 \cap H_2$ and it belongs to the constraining region of \overline{uv} . \square

Corollary 9. *Consider the edge $\overline{uv} \in SPT_r(p)$. If u is not in $H_1 \cup H_2$ (case 1), then among three associated lines to \overline{uv} only the supporting line of \overline{uv} may contribute to the boundary of $IAR(p)$. If u is in $H_1 \cup H_2$ (case 2), then among three associated lines to \overline{uv} only the supporting line of H_2 may contribute to the boundary of $IAR(p)$, where H_2 is the half-plane orthogonal to the incident edge of v that u can partially see.*

4 The complexity of the inverse attraction region

In this section we show that in a simple polygon P the complexity of $IAR(p)$ is linear with respect to the size of P .

We classify the vertices of the inverse attraction region into two groups: 1) vertices that are on the boundary of P , and 2) internal vertices. We claim that there are at most a linear number of vertices in each group. Throughout this section, without loss of generality, we assume that no two constraining half-planes of different edges of the shortest path tree are co-linear. Note that we can reach such a configuration with a small perturbation of the input points, which may just add to the number of vertices of $IAR(p)$.

Biro [2] showed that the inverse attraction region of a point in a simple polygon P is convex with respect to P .³ Therefore, we have at most two vertices of $IAR(p)$ on each edge of P , and thus there are at most a linear number of vertices in the first group.

We use the following property of the attraction trajectory to count the number of vertices in group 2.

Lemma 10. *Let L be the effective line associated to the edge $\overline{uv} \in SPT_r(p)$, where $u = \text{parent}(v)$. Let b be a beacon on $L \cap \text{deadwedge}(v)$ that attracts p . Then the attraction trajectory of p passes through both u and v .*

Proof. Consider the two cases in Section 3.1 (Figure 6 and Figure 7). Recall that w is the first intersection of the vector \vec{vu} with the boundary of P , and cutting through the line segment \overline{uw} partitions P into two subpolygons such that b and p are in different subpolygons. And thus $AT(p, b)$ passes through \overline{uw} . In case 1 (Figure 6), as L is the supporting line of \overline{uv} , in the attraction pull of b , a point on \overline{uw} moves along the line segment \overline{vw} and meets both u and v . In case 2 (Figure 7), as b is on L , it is below the supporting line of \overline{vw} and therefore, $AT(p, b)$ can pass \overline{uw} and \overline{uv} only through u and v via a slide edge, respectively. \square

Next we define an ordering on the constraining half-planes. Let C be a constraining half-plane of the edge $\overline{uv} \in SPT_r(p)$ ($u = \text{parent}(v)$), and let C' be a constraining half-plane of the edge $\overline{u'v'} \in SPT_r(p)$ ($u' = \text{parent}(v')$). We say $C \leq C'$ if and only if $|SP(p, v)| \leq |SP(p, v')|$ (refer to Figure 8).

We use a charging scheme to count the number of internal vertices. An internal vertex resulting from the intersection of two constraining half-planes C and C' is charged to C' if $C \leq C'$, otherwise it is charged to C . In the remaining of this section, we show that each constraining half-plane is charged at most twice. Let P_C and $P_{C'}$ denote the constraining regions related to C and C' , respectively. And let L_C and $L_{C'}$ denote the supporting lines of C and C' , respectively. In the previous section we showed that the line segments $L_C \cap P_C$ are the only parts of L_C that may contribute to the boundary of $IAR(p)$. Let $s \in L_C \cap P_C$ be a segment outside of the deadwedge of v . The next lemma shows that s does not appear on the boundary of $IAR(p)$, and we can ignore s when counting the internal vertices of $IAR(p)$.

Lemma 11. *Let $s \in L_C \cap P_C$ be a segment outside of the deadwedge of v . Then s (or a part of s with a non-zero length) does not appear on the boundary of $IAR(p)$.*

³A subpolygon $Q \subseteq P$ is *convex with respect to* the polygon P if the line segment connecting two arbitrary points of Q either completely lies in Q or intersects P .

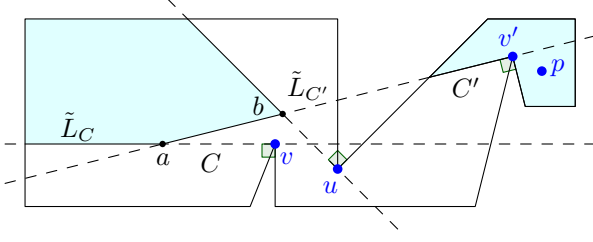


Figure 8: The charging scheme: charge vertex a to the constraining half-plane C of the vertex v . The inverse attraction region of p is the shaded region.

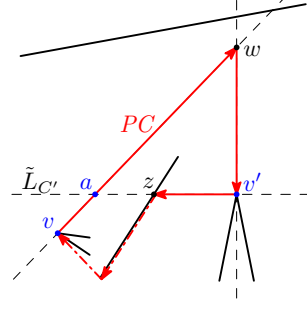


Figure 9: Assumptions of Lemma 12. The chain PC is shown in red.

Proof. By Lemma 2, vertex v does not introduce a split edge for any point on s , and thus v (or the edge \overline{uv}) does not have an effect on the destination of the points on different sides of s in the attraction pull of b . As we assume that no two constraining half-planes of different edges of the shortest path tree are co-linear, no constraining half-plane of any other vertex is co-linear with s , and the lemma follows. \square

We define $\tilde{L}_C = L_C \cap P_C \cap \text{deadwedge}(v)$ and $\tilde{L}_{C'} = L_{C'} \cap P_{C'} \cap \text{deadwedge}(v')$. By Lemma 11, \tilde{L}_C and $\tilde{L}_{C'}$ are the subset of L_C and $L_{C'}$ that may appear on the boundary of $IAR(p)$, therefore, the intersection points of all \tilde{L}_C and $\tilde{L}_{C'}$ are the only possible locations for internal vertices of $IAR(p)$. Consider an internal vertex a resulting from the intersection of \tilde{L}_C and $\tilde{L}_{C'}$.

Lemma 12. *Let $a = \tilde{L}_C \cap \tilde{L}_{C'}$ be an internal vertex of $IAR(p)$ and let $C' \leq C$ (Figure 8). Then all points on \tilde{L}_C are in the domain of C' .*

Proof. Consider a beacon a . By Lemma 10, $AT(p, a)$ passes through both v' and v . As $C' \leq C$, we have that $|SP(p, v')| \leq |SP(p, v)|$, and therefore, by Lemma 3, $AT(p, a)$ reaches v' before v . Recall from the proof of Theorem 8 that $AT(a, v')$ does not leave the domain of C' , and thus v belongs to the domain of C' . Without loss of generality, assume that $\tilde{L}_{C'}$ is horizontal and the constraining half-plane of C' is below this horizontal line and a is to the left of v' (Figure 9).

For the sake of contradiction assume $\tilde{L}_C \not\subset P_{C'}$, then \tilde{L}_C must intersect the boundary of the domain of C' . This happens only if v lies below the supporting line of $\tilde{L}_{C'}$ and to the left of a (Figure 9). Let z be the closest point on the line segment $\overline{v'a}$ to a that $AT(a, v')$ passes through. Consider the polygonal chain $PC = AT(v', a) \cup \overline{av} \cup \overline{vv'}$. The chain PC does not cross any edges of P , and at the same time, there are points on P inside and outside of this chain; adjacent vertices of v' are outside of PC and the point z (and at least one adjacent vertex to z) is inside of PC . This contradicts the simplicity of P . \square

We charge a to C if $C' \leq C$, otherwise we charge it to C' . Assume a is charged to C . By Lemma 12, all points on \tilde{L}_C to one side of a belong to the domain of C' and therefore are in C' . Thus, C cannot contribute any other internal vertices to this side of a . This implies that C can be charged at most twice (once from each end) and as there are a linear number of constraining half-planes, we have at most a linear number of vertices of group 2, and we have the following theorem.

Theorem 13. *The inverse attraction region of a point p has linear complexity in a simple polygon.*

Note that, as illustrated in Figure 10, a constraining half-plane may contribute many vertices of group 2 to the inverse attraction region, but nevertheless it is charged at most twice.

5 Computing the inverse attraction region

In this section we show how to compute the inverse attraction region of a point inside a simple polygon in $O(n \log n)$ time.

Let region R_i of the shortest path map $SPM(p)$ consist of all points t such that the last segment of the shortest path from p to t is $\overline{v_i t}$ (Figure 11). Vertex v_i is called the *base* of R_i . Extend the edge of

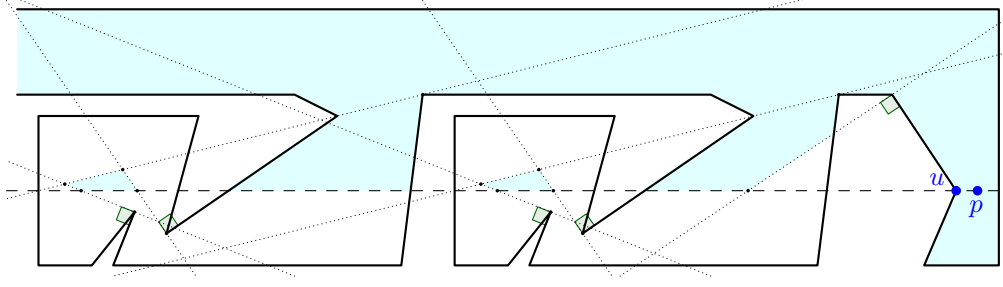


Figure 10: A constraining half-plane may contribute $O(n)$ vertices of group 2 to the inverse attraction region. Here the inverse attraction region of p is colored.

$SPT_r(p)$ ending at v_i until the first intersection z_i with the boundary of P . Call the segment $w_i = \overline{v_i z_i}$ a *window*, and point z_i —the *end* of the window; window w_i is a boundary segment of R_i .

We will construct a part of the inverse attraction region of p inside each region of the shortest path map $SPM(p)$ independently. A point in a region of $SPM(p)$ attracts p only if its attraction can move p into the region through the corresponding window.

Lemma 14. *Let R_i be a region of $SPM(p)$ with a base vertex v_i . If v_i lies in some domain subpolygon P_e , then any point t in R_i lies in P_e .*

Proof. Observe, that a shortest path between two points inside a polygon can cross a segment connecting two boundary vertices of P visible to each other at most once.

Let the subpolygon P_e be induced by a segment $\overline{v_j z}$, where $v_j \neq v_i$. If v_i lies inside P_e , then the shortest path from v_i to p intersects $\overline{v_j z}$, and the intersection point is not v_i . Segment $\overline{t v_i}$ cannot intersect $\overline{v_j z}$, otherwise the shortest path from t to p would cross $\overline{v_j z}$ more than once.

Now let the subpolygon P_e be induced by a segment $\overline{v_i z}$, and let $u_i = \text{parent}(v_i)$. Then, $\overline{v_i z}$ is either perpendicular to $\overline{u_i v_i}$ (Case 1 of Section 3), or the extension of the edge “facing” u_i (Case 2 of Section 3). In either cases t lies inside P_e . \square

Let R_i be a region of $SPM(p)$ with a base vertex v_i , and let \mathcal{H}_i be the set of all constraining half-planes corresponding to the domain subpolygons that contain the point v_i . Denote Free_i to be the intersection of the complements of the half-planes in \mathcal{H}_i . Note, that Free_i is a convex set. In the following lemma we show that $\text{Free}_i \cap R_i$ is exactly the set of points inside R_i that can attract p .

Lemma 15. *The set of points in R_i that attract p is $\text{Free}_i \cap R_i$.*

Proof. Consider a point t in R_i . If t lies in a constraining region of one of the domain subpolygons containing v_i (and thus t does not attract p), then $t \notin \text{Free}_i$, and thus $t \notin \text{Free}_i \cap R_i$.

If $t \in \text{Free}_i \cap R_i$, then t does not lie in any of the constraining regions of the domain subpolygons containing v_i . Assume that t does not attract p , i.e. there is a separation edge s of $AR(t)$, such that

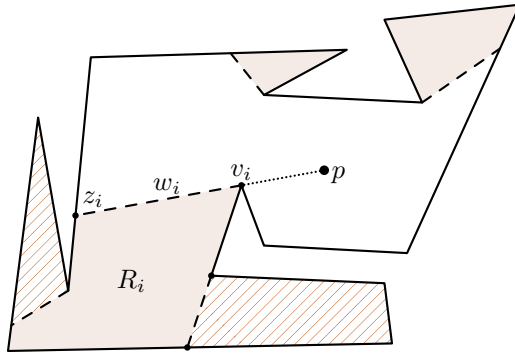


Figure 11: R_i is a region of $SPM(p)$ with base v_i . Segment w_i is the window, and z_i —its end.

p and t are in the different subpolygons induced by s . Let $v_j \neq v_i$ be the reflex vertex that introduces s . Then t does not see vertex v_j . Otherwise, as p and t lie in the different subpolygons induced by s , and s and t are collinear, vertex v_j would be the base vertex of a region of $SPM(p)$ containing t . As $v_i \in AR(t)$, points t and v_i are in the same subpolygon induced by s . Then the domain subpolygon of the constraining half-plane of v_j either contains both v_i and p , or neither. Thus, if t does not attract p , then it cannot lie in $Free_i$. \square

This results in the following algorithm for computing the inverse attraction region of p . We compute the constraining half-planes of every edge of $SPT_r(p)$ of p and the corresponding domain subpolygons. Then, for every region R_i of the shortest path map of p , we compute the free region $Free_i$, where v_i is the base vertex of the region; and we add the intersection of R_i and $Free_i$ to the inverse attraction region of p . The pseudocode is presented in Algorithm 1.

Rather than computing each free space from scratch, we can compute and update free spaces using the data structure of Brodal and Jacob [6]. Their data structure allows to dynamically maintain the convex hull of a set of points and supports insertions and deletions in amortized $O(\log n)$ time using $O(n)$ space. In the dual space this is equivalent to maintaining the intersection of n half-planes. In order to achieve a total $O(n \log n)$ time, we need to provide a way to traverse recursive visibility regions and guarantee that the number of updates (insertions or deletions of half-planes) in the data structure is $O(n)$. In the rest of this section, we provide a proof for the following lemma.

Lemma 16. *Free spaces of the recursive visibility regions can be computed in a total time of $O(n \log n)$ using $O(n)$ space.*

Proof. Consider a region R_i of $SPM(p)$ with a base vertex v_i . By Lemma 14 and Theorem 8, the set of constraining half-planes that affect the inverse attraction region inside R_i corresponds to the domain subpolygons that contain v_i .

Observe that the vertices of a domain subpolygon appear as one continuous interval along the boundary of P , as there is only one boundary segment of the subpolygon that crosses P . Then, when walking along the boundary of P , each domain subpolygon can be entered and exited at most once. All the domain polygons can be computed in $O(n \log n)$ time by shooting n rays and computing their intersection points with the boundary of P [7].

Let the vertices of P be ordered in the counter-clockwise order. For each domain subpolygon P_e , mark the two endpoints (e.g., vertices v and z in Figure 7) of the boundary edge that crosses P as the first and the last vertices of P_e in accordance to the counter-clockwise order. Then, to obtain the optimal running time, we modify the second for-loop of the Algorithm 1 in the following way. Start at any vertex v_0 of P , find all the domain subpolygons that contain v_0 , and initialize the dynamic convex hull data structure of Brodal and Jacob [6] with the points dual to the lines supporting the constraining half-planes of the corresponding domain subpolygons. If v_0 is a base vertex of some region R_0 of $SPM(p)$, then compute the intersection of R_0 and the free space $Free_0$ that we obtain from the dynamic convex hull data structure. Walk along the boundary of P in the counter-clockwise direction, adding to the data structure the dual points to the supporting lines of domain polygons being entered, removing from the data structure the dual points to the supporting lines of domain polygons being exited, and computing the intersection of each region of $SPM(p)$ with the free space obtained from the data structure.

Algorithm 1 Inverse attraction region.

Input: Simple polygon P , and a point $p \in P$.

Output: Inverse attraction region of p .

- 1: Compute $SPT_r(p)$ and $SPM(p)$.
 - 2: **for each** edge $e \in SPT_r(p)$ **do**
 - 3: Compute constraining half-planes of e and corresponding domain subpolygons.
 - 4: **end for**
 - 5: **for each** region R_i of $SPM(p)$ with base vertex v_i **do**
 - 6: Find all the domain subpolygons that contain v_i , and compute $Free_i$.
 - 7: Intersect R with $Free_i$, and add the resulting set to the inverse attraction region of p .
 - 8: **end for**
 - 9: **return** Inverse attraction region of p .
-

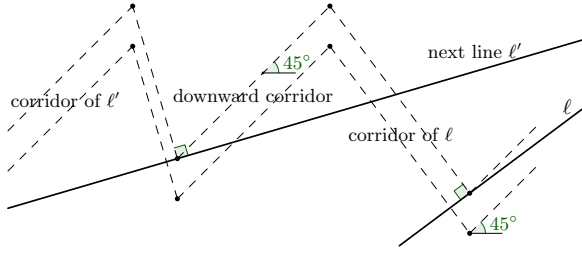


Figure 12: Adding a corridor for a line of L .

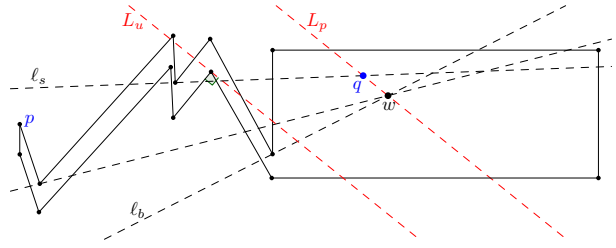


Figure 13: The final monotone polygon constructed for 3 lines.

The correctness of the algorithm follows from Lemma 15, and the total running time is $O(n \log n)$. Indeed, there will be $O(n)$ updates to the dynamic convex hull data structure, each requiring $O(\log n)$ amortized time. Intersecting free spaces with regions of $SPM(p)$ will take $O(n \log n)$ time in total, as the complexity of $IAR(p)$ is linear. The pseudocode of the algorithm is presented in Appendix A. \square

5.1 Lower Bound

The proof of the following theorem is based on a reduction from the problem of computing the lower envelope of a set of lines, which has a lower bound of $\Omega(n \log n)$ [15].

Theorem 17. *Computing the inverse attraction region of a point in a monotone (or a simple polygon) has a lower bound of $\Omega(n \log n)$.*

Proof. Consider a set of lines L . Let l_b and l_s denote the lines in L with the biggest and smallest slope, respectively. Note that the leftmost (rightmost) edge of the lower envelope of L is part of l_b (l_s).

Without loss of generality assume that the slopes of the lines in L are positive and bounden from above by a small constant ε . We construct a monotone polygon as follows. The right part of the polygon is comprised of an axis aligned rectangle R that contains all the intersection points of the lines in L (Figure 13). Note that R can be computed in linear time.

To the left of R , we construct a “zigzag” corridor in the following way. For each line l in L , in an arbitrary order, we add a corridor perpendicular to l which extends above the next arbitrarily chosen line (Figure 12). We then add a corridor with slope 1 going downward until it hits the next line. This process is continued for all lines in L .

Let the point p be the leftmost vertex of the upper chain of the corridor structure. Consider the inverse attraction region of p in the resulting monotone polygon. A point in R can attract p , only if it is below all lines of L , *i.e.* only if it is below the lower envelope of L . In addition the point needs to be above the line L_u , where L_u is the rightmost line perpendicular to a lower edge of the corridors with a slope of -1 (refer to Figure 13). In order to have all vertices of the lower envelope in the inverse attraction region, we need to guarantee that L_u is to the left of the leftmost vertex of the lower envelope, w . Let L_p be a line through w with a slope equal to -1 . Let q be the intersection of L_p with l_s . We start the first corridor of the zigzag to the left of q . As the lines have similar slopes this guarantees that L_u is to the left of vertices of the lower envelope. Now it is straightforward to compute the lower envelope of L in linear time given the inverse attraction region of p . \square

We conclude with the main result of this paper.

Theorem 18. *The inverse attraction region of a point in a simple polygon can be computed in $\Theta(n \log n)$ time.*

References

- [1] S. W. Bae, C.-S. Shin, and A. Vigneron. Tight bounds for beacon-based coverage in simple rectilinear polygons. In *12th Latin American Symposium on Theoretical Informatics*, 2016.
- [2] M. Biro. *Beacon-based routing and guarding*. PhD thesis, Stony Brook University, 2013.

- [3] M. Biro, J. Gao, J. Iwerks, I. Kostitsyna, and J. S. B. Mitchell. Beacon-based routing and coverage. In *21st Fall Workshop on Computational Geometry*, 2011.
- [4] M. Biro, J. Gao, J. Iwerks, I. Kostitsyna, and J. S. B. Mitchell. Combinatorics of beacon-based routing and coverage. In *25th Canadian Conference on Computational Geometry*, 2013.
- [5] M. Biro, J. Iwerks, I. Kostitsyna, and J. S. B. Mitchell. Beacon-based algorithms for geometric routing. In *13th Algorithms and Data Structures Symposium*, 2013.
- [6] G. S. Brodal and R. Jacob. Dynamic planar convex hull. In *43rd Annual IEEE Symposium on Foundations of Computer Science*, 2002.
- [7] B. Chazelle and L. J. Guibas. Visibility and intersection problems in plane geometry. *Discrete & Computational Geometry*, 4(6):551–581, 1989.
- [8] L. J. Guibas, J. Hershberger, D. Leven, M. Sharir, and R. Tarjan. Linear-time algorithms for visibility and shortest path problems inside triangulated simple polygons. *Algorithmica*, 2(1–4):209–233, 1987.
- [9] A.-M. Kermarrec and G. Tan. Greedy geographic routing in large-scale sensor networks: A minimum network decomposition approach. *IEEE/ACM Transactions on Networking*, 20:864–877, 2010.
- [10] B. Kouhestani, D. Rappaport, and K. Salomaa. The length of the beacon attraction trajectory. In *27th Canadian Conference on Computational Geometry*, 2015.
- [11] B. Kouhestani, D. Rappaport, and K. Salomaa. On the inverse beacon attraction region of a point. In *27th Canadian Conference on Computational Geometry*, 2015.
- [12] B. Kouhestani, D. Rappaport, and K. Salomaa. Routing in a polygonal terrain with the shortest beacon watchtower. *International Journal of Computational Geometry & Applications*, 68:34–47, 2018.
- [13] D. T. Lee and F. P. Preparata. Euclidean shortest paths in the presence of rectilinear barriers. *Networks*, 14(3):393–410, 1984.
- [14] T. Shermer. A combinatorial bound for beacon-based routing in orthogonal polygons. In *27th Canadian Conference on Computational Geometry*, 2015.
- [15] A. C. Yao. A lower bound to finding convex hulls. *Journal of the ACM*, 28(4):780–787, 1981.

A Pseudocode for computing $IAR(p)$

Algorithm 2 Optimal inverse attraction region computation.

Input: Simple polygon P , and a point $p \in P$.

Output: Inverse attraction region of p .

```

1: Compute  $SPT_r(p)$  and  $SPM(p)$ .
2: for each edge  $e \in SPT_r(p)$  do
3:   Compute constraining half-planes of  $e$  and corresponding domain subpolygons.
4: end for
5: For some boundary point  $v_0$  of  $P$ , initialize the dynamic convex hull data structure with the points
   dual to the supporting lines of the constraining half-planes of the domain subpolygons containing  $v_0$ .
6:  $v \leftarrow v_0$ 
7: repeat
8:   if  $v$  is a base vertex of some region  $R$  of  $SPM(p)$  then
9:     Get region  $Free$  from the dynamic convex hull data structure.
10:    Add  $R \cap Free$  to the inverse attraction region of  $p$ .
11:   end if
12:    $v \leftarrow v.next()$       {Next boundary vertex of  $P$  in the counter-clockwise direction}
13:   for each subpolygon  $P_e$  entered do
14:     Insert the point dual to the supporting line of the constraining half-plane of  $P_e$  into the dynamic
       convex hull data structure.
15:   end for
16:   for each subpoygon  $P_e$  exited do
17:     Delete the point dual to the supporting line of the constraining half-plane of  $P_e$  from the dynamic
       convex hull data structure.
18:   end for
19: until  $v \neq v_0$ 
20: return Inverse attraction region of  $p$ .
```
