

A BGK model for high temperature rarefied gas flows

C. Baranger¹, G. Marois¹, J. Mathé¹, J. Mathiaud¹, L. Mieussens²

¹CEA-CESTA

15 avenue des Sablières - CS 60001

33116 Le Barp Cedex, France

(celine.baranger@cea.fr, julien.mathiaud@cea.fr)

²Bordeaux INP, Univ. Bordeaux, CNRS, INRIA, IMB, UMR 5251, F-33400 Talence,
France.

(Luc.Mieussens@math.u-bordeaux.fr)

Abstract: High temperature gases, for instance in hypersonic reentry flows, show complex phenomena like excitation of rotational and vibrational energy modes, and even chemical reactions. For flows in the continuous regime, simulation codes use analytic or tabulated constitutive laws for pressure and temperature. In this paper, we propose a BGK model which is consistent with any arbitrary constitutive laws, and which is designed to make high temperature gas flow simulations in the rarefied regime. A Chapman-Enskog analysis gives the corresponding transport coefficients. Our approach is illustrated by a numerical comparison with a compressible Navier-Stokes solver with rotational and vibrational non equilibrium. The BGK approach gives a deterministic solver with a computational cost which is close to that of a simple monoatomic gas.

Keywords: rarefied gas dynamics, polyatomic gas, BGK model, real gas effect

Contents

| | | |
|----------|---|----------|
| 1 | Introduction | 2 |
| 2 | Polyatomic BGK model | 3 |
| 3 | High temperature gases | 5 |
| 3.1 | Vibrations | 5 |
| 3.1.1 | Example 1: dioxygen | 6 |
| 3.1.2 | Example 2: air | 6 |
| 3.2 | Chemical reactions | 7 |
| 4 | A polyatomic BGK model for a variable number of degrees of freedom | 8 |

| | | |
|----------|---|-----------|
| 5 | A more general BGK model for arbitrary constitutive laws | 9 |
| 5.1 | The model | 9 |
| 5.2 | Chapman-Enskog expansion | 10 |
| 5.2.1 | Non-dimensional form | 11 |
| 5.2.2 | Conservation laws | 12 |
| 5.2.3 | Euler equations | 12 |
| 5.2.4 | Navier-Stokes equation | 13 |
| 5.3 | Entropy | 15 |
| 5.4 | Reduced model | 15 |
| 6 | Numerical results | 16 |
| 7 | Conclusion | 17 |
| A | Gaussian integrals | 18 |

1 Introduction

For atmospheric reentry of space vehicles, it is important to estimate the heat flux at the solid wall of the vehicle. In such hypersonic flows, the temperature is very large, and the air flow, which is a mixture of monoatomic and polyatomic gases, is modified by chemical reactions. The characteristics of the mixture (viscosity and specific heats) then depend on its temperature (see [13]).

One way to take into account this variability is to use appropriate constitutive laws for the air. For instance, quantum mechanics allows to derive a relation between internal energy and temperature that accounts for activation of vibrational modes of the molecules (see [1]). When the temperature is larger, chemical reactions occur, and if the flow is in chemical equilibrium, empirically tabulated laws can be used to compute all the thermodynamical quantities (pressure, entropy, temperature, specific heats) in terms of density and internal energy, like the one given in [1, 8]. These laws give a closure of the compressible Navier-Stokes equations, that are used for simulations in the continuous regime, at moderate to low altitudes (see, for example, [12]).

In high altitude, the flow is in the rarefied or transitional regime, and it is described by the Boltzmann equation of Rarefied Gas Dynamics, also called the Wang-Chang-Uhlenbeck equation in case of a reacting mixture. This equation is much too complex to be solved by deterministic methods, and such flows are generally simulated by the DSMC method [10]. However, it is attractive to derive simplified kinetic models that account for high temperature effects, in order to obtain alternative and deterministic solvers. Up to our knowledge, the first attempt to introduce non ideal constitutive laws into a kinetic model has recently been published in [14]. In this article, the authors define the constant volume specific heat c_v as a third-order polynomial function of the temperature of the gas, and derive a mesoscopic model based on the moment approach. Simplified Boltzmann models for mixtures of polyatomic

gases have also been proposed in [5], however, high temperature effects are not addressed in this reference.

In this paper, we propose two ways to include high temperature effects (vibrational modes, chemical reactions) in a generalized BGK model. First, we show that vibrational modes can be taken into account by using a temperature dependent number of degrees of freedom. This can be used in a BGK model for polyatomic gases, but we show that the choice of the variable used to describe the internal energy of the molecules is fundamental here. This model allows us to simulate a mixture of rarefied polyatomic gases (like the air) with rotational and vibrational non equilibrium. As a consequence, we are able to simulate a polyatomic gas flow with a non-constant specific heat.

Then we propose a more general BGK model that can be used to describe a rarefied flow with both vibrational excitation and chemical reactions, at chemical equilibrium, based on arbitrary constitutive laws for pressure and temperature. Our BGK model is shown to be consistent with the corresponding Navier-Stokes model in the small Knudsen number limit. Finally, the internal energy variable of our BGK model can be eliminated by the standard reduced distribution technique [9]: this gives a kinetic model for high temperature polyatomic gases with a computational complexity which is close to that of a simple monoatomic model.

The outline of our paper is the following. First we remind a standard BGK model for polyatomic gases in section 2. Then, in section 3, we explain how high temperature effects are taken into account to define the internal number of degrees of freedom of molecules and generalized constitutive laws. A first BGK model is proposed to allow for vibrational mode excitation with a temperature dependent number of degrees of freedom in section 4. This model is extended to allow for arbitrary constitutive laws for pressure and temperature in section 5, and this model is also analyzed by the Chapman-Enskog expansion. Finally, some features of our new model are illustrated by a few numerical simulations in section 6.

2 Polyatomic BGK model

For standard temperatures, a polyatomic perfect gas can be described by the mass distribution function $F(t, x, v, \varepsilon)$ that depends on time t , position x , velocity v , and internal energy ε . The internal energy is described with a continuous variable, and takes into account rotational modes. The corresponding number of degrees of freedom for rotational modes is δ (see [6]).

Corresponding macroscopic quantities mass density ρ , velocity u , and specific internal energy e , are defined through the first 5 moments of F with respect to v and ε :

$$\rho(t, x) = \langle\langle F \rangle\rangle, \quad (1)$$

$$\rho u(t, x) = \langle\langle v F \rangle\rangle, \quad (2)$$

$$\rho e(t, x) = \langle\langle (\frac{1}{2}|v - u|^2 + \varepsilon) F \rangle\rangle, \quad (3)$$

where $\langle\langle \phi \rangle\rangle = \int_{\mathbb{R}^3} \int_0^{+\infty} \phi(v, \varepsilon) dx d\varepsilon$ denotes the integral of any scalar or vector-valued function ϕ with respect to v and ε . The specific internal energy take into account translational

and rotational modes. Other macroscopic quantities can be derived from these definitions. The temperature is T is such that $e = \frac{3+\delta}{2}RT$, where R is the gas constant. The pressure is given by the perfect gas equation of state (EOS) $p = \rho RT$.

For a gas in thermodynamic equilibrium, the distribution function reaches a Maxwellian state, defined by

$$M[F] = \frac{\rho}{(2\pi RT)^{\frac{3}{2}}} \exp\left(-\frac{|v-u|^2}{2RT}\right) \Lambda(\delta) \left(\frac{\varepsilon}{RT}\right)^{\frac{\delta}{2}-1} \frac{1}{RT} \exp\left(-\frac{\varepsilon}{RT}\right), \quad (4)$$

where ρ , u , and T are defined above. The constant $\Lambda(\delta)$ is a normalization factor defined by $\Lambda(\delta) = 1/\Gamma(\frac{\delta}{2} - 1)$, so that $M[F]$ has the same 5 moments as F (see above).

The simplest BGK model that can be derived from this description is the following

$$\partial_t F + v \cdot \nabla_x F = \frac{1}{\tau} (M[F] - F), \quad (5)$$

where τ is a relaxation time (see below).

The standard Chapman-Enskog expansion shows that this model is consistent, up to second order with respect to the Knudsen number, to the following compressible Navier-Stokes equations

$$\begin{aligned} \partial_t \rho + \nabla \cdot \rho u &= 0 \\ \partial_t \rho u + \nabla \cdot (\rho u \otimes u) + \nabla p &= -\nabla \cdot \sigma \\ \partial_t E + \nabla \cdot ((E + p)u) &= -\nabla \cdot q - \nabla \cdot (\sigma u), \end{aligned}$$

where $\sigma = -\mu(\nabla u + (\nabla u)^T - \frac{2}{3+\delta}\nabla \cdot u Id)$ is the stress tensor and $q = -\kappa \nabla T$ is the heat flux. The transport coefficients μ and κ are linked to the relaxation time by the relations $\mu = \tau p$ and $\kappa = \mu c_p$, where the specific heat at constant pressure is $c_p = \frac{5+\delta}{2}R$. Actually, these relations define the correct value that has to be given to the relaxation time τ of (5), which is

$$\tau = \frac{\mu}{p}, \quad (6)$$

where the viscosity is given by a standard temperature dependent law like $\mu(T) = \mu_{ref}(\frac{T}{T_{ref}})^\omega$ (see [4]). This implies that the Prandtl number $Pr = \frac{\mu c_p}{\kappa}$ is equal to 1. This incorrect result (it should be close to $\frac{5}{7}$ for a diatomic gas, for instance) is due to the fact that the BGK model contains only one relaxation time. Instead it would be more relevant to include at least three relaxation times in the model to allow for various different time scales (viscous versus thermal diffusion time scale, translational versus rotational energy relaxation rates). It is possible to take these different time scales into account by using the ESBGK polyatomic model (see [2]), or the Rykov model (see [11] and the references therein). However, in this work, the derivation of a model for high temperature gases is based on this simple polyatomic BGK model (with a single relaxation time).

Note that this model is generally simplified by using the variable I such that the internal energy of a molecule is $\varepsilon = I^{\frac{2}{\delta}}$ (see [2]). Then the corresponding distribution $\mathcal{F}(t, x, v, I)$ is

defined such that $\mathcal{F} dx dv dI = F dx dv d\varepsilon$, which gives $\mathcal{F} = I^{\frac{2}{\delta}-1} F$. The macroscopic quantities are defined by

$$\rho(t, x) = \langle\langle \mathcal{F} \rangle\rangle, \quad \rho u(t, x) = \langle\langle v \mathcal{F} \rangle\rangle, \quad \rho e(t, x) = \langle\langle \left(\frac{1}{2}|v-u|^2 + I^{\frac{2}{\delta}}\right) \mathcal{F} \rangle\rangle,$$

where now $\langle\langle \phi \rangle\rangle = \int_{\mathbb{R}^3} \int_0^{+\infty} \phi(v, I) dx dI$. The corresponding Maxwellian, which is simpler, is

$$\mathcal{M}[\mathcal{F}] = \frac{\rho}{(2\pi RT)^{\frac{3}{2}}} \exp\left(-\frac{|v-u|^2}{2RT}\right) \frac{2}{\delta} \Lambda(\delta) \frac{1}{(RT)^{\frac{\delta}{2}}} \exp\left(-\frac{I^{\frac{2}{\delta}}}{RT}\right). \quad (7)$$

The corresponding BGK equation is

$$\partial_t \mathcal{F} + v \cdot \nabla_x \mathcal{F} = \frac{1}{\tau} (\mathcal{M}[\mathcal{F}] - \mathcal{F}), \quad (8)$$

which is equivalent to (5).

3 High temperature gases

When the temperature of the gas is larger, new phenomena appear (vibration, chemical reactions, ionization). For instance, for dioxygen, at 800K, the molecules begin to vibrate, and chemical reactions occur for much larger temperatures (for instance, dissociation of O_2 into O starts at 2500K).

The next sections explain how some of these effects (vibrations and chemical reactions) can be taken into accounts in terms of EOS and number of internal degrees of freedom.

3.1 Vibrations

Of course, the definition of the specific internal energy must account for vibrational energy. A possible way to do so is to increase the number of internal degrees of freedom δ , that now accounts for rotational and vibrational modes. However, a surprising result of quantum mechanics implies that this number of degrees of freedom is not an integer anymore, and that it is even not a constant (it is temperature dependent), see the examples below. Vibrating gases have other properties that make them quite different to what is described by the standard kinetic theory of monoatomic gases. For instance, the specific heat at constant pressure c_p becomes temperature dependent. However, vibrating gases can still be considered as perfect gases, so that the perfect EOS $p = \rho RT$ still holds (in fact, such gases are called thermally perfect gases, see [1]).

Now we give two examples of gases with vibrational excitation, and we explain how their number of internal degrees of freedom is defined.

3.1.1 Example 1: dioxygen

At equilibrium, translational e_{tr} and rotational e_{rot} specific energies can be defined by

$$e_{tr} = \frac{3}{2}RT \quad \text{and} \quad e_{rot} = RT.$$

This shows that a molecule of dioxygen has 3 degrees of freedom for translation, and 2 for rotation. By using quantum mechanics [1], vibrational specific energy e_{vib} is found to be

$$e_{vib} = \frac{T_{O_2}^{vib}/T}{\exp(T_{O_2}^{vib}/T) - 1} RT,$$

where $T_{O_2}^{vib} = 2256\text{K}$ is a reference temperature.

The number of “internal” degrees of freedom δ , related to rotation and vibration modes only, is defined such that the total specific internal energy e is

$$e = e_{tr} + e_{rot} + e_{vib} = \frac{3 + \delta}{2} RT.$$

By combining this relation with the relations above, we find that δ is actually temperature dependent, and defined by

$$\delta(T) = 2 + 2 \frac{T_{O_2}^{vib}/T}{\exp(T_{O_2}^{vib}/T) - 1}.$$

Accordingly, the specific heat at constant pressure c_p , which is defined by $dh = c_p dT$, where the enthalpy is $h = e + \frac{p}{\rho}$, can be computed as follows. Since $p = \rho RT$, we find $h = \frac{5 + \delta(T)}{2} RT$, and hence the enthalpy depends on T only, through a nonlinear relation. This means that $c_p = h'(T)$ is not a constant anymore, while we have $c_p = \frac{5 + \delta}{2} R$ without vibrations. Finally, note that the relation that defines the temperature T through the internal specific energy $e = \frac{3 + \delta(T)}{2} RT$ now is nonlinear (it has to be inverted numerically to find T).

3.1.2 Example 2: air

The air at moderately high temperatures ($T < 2500\text{K}$) is a non-reacting mixture of nitrogen N_2 and dioxygen O_2 , whose mass concentrations are approximately $c_{N_2} = 75\%$ and $c_{O_2} = 25\%$. These two species are perfect gases with their own gas constants R_{N_2} and R_{O_2} . The gas constant R of the mixture can be defined as follows. The pressure of the mixture is $p = c_{O_2} p_{O_2} + c_{N_2} p_{N_2}$, where the partial pressures are given by the perfect EOS, that is to say $p_{N_2} = \rho_{N_2} R_{N_2} T$ and $p_{O_2} = \rho_{O_2} R_{O_2} T$. By definition of the mass concentrations, we have $\rho_{N_2} = c_{N_2} \rho$ and $\rho_{O_2} = c_{O_2} \rho$, where ρ is the mass density of the mixture. Consequently, we find $p = \rho(c_{N_2} R_{N_2} + c_{O_2} R_{O_2}) T$ and hence the perfect gas EOS $p = \rho RT$ holds, where the gas constant of the mixture is $R = c_{N_2} R_{N_2} + c_{O_2} R_{O_2}$.

The specific internal energy is defined like the pressure by $e = c_{O_2}e_{O_2} + c_{N_2}e_{N_2}$. The energy of each species can be computed like in our first example (see section 3.1.1), and we find:

$$e_{N_2} = \frac{3 + \delta_{N_2}(T)}{2}R_{N_2}T \quad \text{and} \quad e_{O_2} = \frac{3 + \delta_{O_2}(T)}{2}R_{O_2}T,$$

where the number of internal degrees of freedom of each species are

$$\delta_{N_2}(T) = 2 + 2\frac{T_{N_2}^{vib}/T}{\exp(T_{N_2}^{vib}/T) - 1} \quad \text{and} \quad \delta_{O_2}(T) = 2 + 2\frac{T_{O_2}^{vib}/T}{\exp(T_{O_2}^{vib}/T) - 1}, \quad (9)$$

with $T_{N_2}^{vib} = 3373\text{K}$ and $T_{O_2}^{vib} = 2256\text{K}$. Then the specific internal energy of the mixture is

$$\begin{aligned} e &= c_{O_2}\frac{3 + \delta_{O_2}(T)}{2}R_{O_2}T + c_{N_2}\frac{3 + \delta_{N_2}(T)}{2}R_{N_2}T \\ &= \frac{3}{2}RT + \frac{1}{2}(c_{O_2}\delta_{O_2}(T)R_{O_2} + c_{N_2}\delta_{N_2}(T)R_{N_2})T \\ &= \frac{3 + \delta(T)}{2}RT \end{aligned}$$

with the number of internal degrees of freedom given by

$$\begin{aligned} \delta(T) &= \frac{c_{O_2}\delta_{O_2}R_{O_2} + c_{N_2}\delta_{N_2}(T)R_{N_2}}{R} \\ &= 2 + \frac{1}{3}\left(c_{O_2}R_{O_2}\frac{T_{O_2}^{vib}/T}{\exp(T_{O_2}^{vib}/T) - 1} + c_{N_2}R_{N_2}\frac{T_{N_2}^{vib}/T}{\exp(T_{N_2}^{vib}/T) - 1}\right). \end{aligned} \quad (10)$$

We show in figure 1 the number of internal degrees of freedom for each species and for the whole mixture. For all gases, δ is equal to 2 below 500K, which means that only the rotational modes are excited: each species is a diatomic gas with 2 degrees of freedom of rotation, and the mixture behaves like a diatomic gas too. Then the number of degrees of freedom increases with the temperature, and is greater than 2.7 for $T = 5000\text{K}$. At this temperature, the number of degrees of freedom for vibrations is 0.7. Note that in addition to this graphical analysis, it can be analytically proved that all the δ computed here are increasing functions of T .

3.2 Chemical reactions

When chemical reactions have to be taken into account (for the air, this starts at 2500K), the perfect gas EOS still holds for each species, but the EOS for the reacting mixture is less simple. To avoid the numerical solving of the Navier-Stokes equations for all the species, in the case of a an equilibrium chemically reacting gas, it is convenient to use instead a Navier-Stokes model for the mixture (considered as a single species), for which tabulated EOS $p = p(\rho, e)$ and even a tabulated temperature law $T = T(\rho, e)$ are used (see [1], chapter 11).

Now, it is not clear how the number of internal degrees of freedom can be defined. For instance, note that, contrary to what we do in the previous section, we cannot set δ such that $e = \frac{3+\delta}{2}RT(\rho, e)$, since R has not been defined so far. We will show in section 5, by using arguments from gas kinetic theory, that a correct definition is such that $e = \frac{3+\delta}{2} \frac{p(\rho, e)}{\rho}$, that makes δ depend on ρ and e .

4 A polyatomic BGK model for a variable number of degrees of freedom

In this section, we propose an extension of the polyatomic BGK model (5) to take into account temperature dependent number of internal degrees of freedom, like in examples of sections 3.1.1 and 3.1.2.

This extension is quite obvious, since we just replace the constant δ in (4) by the temperature dependent $\delta(T)$. For completeness, this model is given below:

$$\partial_t F + v \cdot \nabla_x F = \frac{1}{\tau} (M[F] - F), \quad (11)$$

with

$$M[F] = \frac{\rho}{(2\pi RT)^{\frac{3}{2}}} \exp\left(-\frac{|v-u|^2}{2RT}\right) \Lambda(\delta(T)) \left(\frac{\varepsilon}{RT}\right)^{\frac{\delta(T)}{2}-1} \frac{1}{RT} \exp\left(-\frac{\varepsilon}{RT}\right). \quad (12)$$

The macroscopic quantities are defined by (1)–(3), while the temperature T is defined by

$$e = \frac{3 + \delta(T)}{2} RT. \quad (13)$$

Indeed, this implicit relation is invertible if, for instance, $\delta(T)$ is an increasing function of T . This is true, at least for the examples shown in section 3.1.2: it can easily be shown that equations (9) and (10) define increasing functions of T . Finally, the relaxation time τ is given by (6) with $p = \rho RT$.

While it is easy to check that this model satisfies the usual conservation laws, it is important to note that this is not true for the corresponding extension of model (7)–(8) written with the energy variable I . Indeed, let us check the conservation of energy: the standard argument is to multiply (8) by $\frac{1}{2}|v|^2 + \varepsilon(I)$ and to integrate it with respect to v and I . However, since $\varepsilon(I) = I^{\frac{\delta(T)}{2}}$, and $\delta(T)$ is not constant, the partial derivatives do not commute with $\varepsilon(I)$, and we cannot recover a local conservation law for the energy. More precisely, we have

$$\begin{aligned} & \langle\langle \left(\frac{1}{2}|v|^2 + \varepsilon(I)\right) (\partial_t \mathcal{F} + v \cdot \nabla_x \mathcal{F}) \rangle\rangle \\ & \neq \partial_t \langle\langle \left(\frac{1}{2}|v|^2 + \varepsilon(I)\right) \mathcal{F} \rangle\rangle + \nabla_x \cdot \langle\langle v \left(\frac{1}{2}|v|^2 + \varepsilon(I)\right) \mathcal{F} \rangle\rangle. \end{aligned}$$

Therefore, the two extended models are not equivalent anymore, and since the second one is not conservative, it will not be used anymore in this paper.

5 A more general BGK model for arbitrary constitutive laws

5.1 The model

In this section, we now want to extend the polyatomic BGK model (5) so as to be consistent with arbitrary constitutive laws $p = p(\rho, e)$ and $T = T(\rho, e)$ that can be used for an equilibrium chemically reacting gas (see section 3.2). The idea is to modify the Maxwellian (4) so as to satisfy some constraints derived from the asymptotic fluid limits.

In the Euler limit, F converges towards its own local Maxwellian $M[F]$, and the dynamical pressure must be equal to the equilibrium kinetic pressure, that is to say

$$p(\rho, e) = \langle\langle |v - u|^2 M[F] \rangle\rangle.$$

Moreover, the internal energy must be equal to its equilibrium value, which gives:

$$\rho e = \langle\langle (\frac{1}{2}|v - u|^2 + \varepsilon) M[F] \rangle\rangle.$$

Using definition (4), we compute the two previous integrals to find the constraints

$$p(\rho, e) = \rho RT \quad \text{and} \quad \rho e = \frac{3 + \delta}{2} \rho RT.$$

These relations are satisfied if the product (gas constant \times temperature) used in the Maxwellian (4) is defined by $RT = p(\rho, e)/\rho$, which will be denoted by $\theta(\rho, e)$ in the following, and if δ is defined by $\delta(\rho, e) = \frac{2e}{p(\rho, e)/\rho} - 3$.

Moreover, the temperature $T(\rho, e)$ is taken into account through the relaxation time and the viscosity: relation (6) gives $\tau(\rho, e) = \mu(T(\rho, e))/p(\rho, e)$.

Finally, our BGK model is

$$\partial_t F + v \cdot \nabla_x F = \frac{1}{\tau(\rho, e)} (M[F] - F), \quad (14)$$

with

$$M[F] = \frac{\rho}{(2\pi\theta(\rho, e))^{\frac{3}{2}}} \exp\left(-\frac{|v - u|^2}{2\theta(\rho, e)}\right) \Lambda(\delta(\rho, e)) \left(\frac{\varepsilon}{\theta(\rho, e)}\right)^{\frac{\delta(\rho, e)}{2} - 1} \frac{1}{\theta(\rho, e)} \exp\left(-\frac{\varepsilon}{\theta(\rho, e)}\right), \quad (15)$$

where the macroscopic quantities are defined by

$$\rho(t, x) = \langle\langle F \rangle\rangle, \quad \rho u(t, x) = \langle\langle vF \rangle\rangle, \quad \rho e(t, x) = \langle\langle (\frac{1}{2}|v - u|^2 + \varepsilon)F \rangle\rangle, \quad (16)$$

the variable $\theta(\rho, e)$ is

$$\theta(\rho, e) = \frac{p(\rho, e)}{\rho}, \quad (17)$$

the number of internal degrees of freedom is

$$\delta(\rho, e) = \frac{2e}{p(\rho, e)/\rho} - 3. \quad (18)$$

and the relaxation time is

$$\tau(\rho, e) = \frac{\mu(T(\rho, e))}{p(\rho, e)}, \quad (19)$$

while, finally, $p(\rho, e)$, $T(\rho, e)$, and $\mu(T)$ are given by analytic formulas or numerical tables.

Remark 5.1. This model is more general than our previous model (11)–(12) defined to account for vibrations. In other words, model (11)–(12) can be written under the previous form. This is explained below.

First, relation (13) defines the temperature T as a function of e , which can be written $T = T(\rho, e)$. Then, the perfect gas EOS $p = \rho RT(\rho, e)$ gives $p = p(\rho, e)$. Then, by definition of T , the number of internal degrees of freedom, given by analytic laws (9) or (10) for instance, satisfies (13), and hence can be written $\delta(T) = 2\frac{e}{RT} - 3$. Since $p(\rho, e) = \rho RT$, and $T = T(\rho, e)$, we get $\delta(\rho, e) = \delta(T) = 2\frac{e}{p(\rho, e)/\rho} - 3$, which is exactly (18). Moreover, the relaxation time τ given by (6) is compatible with definition (19). Finally, the Maxwellian defined by (12) is clearly compatible with definition (15).

Consequently, the analysis given in the next sections will be made with this more general model (14)–(19) only.

5.2 Chapman-Enskog expansion

In this section, we prove the following formal result.

Proposition 5.1. *The moments of F , solution of the BGK model (14)–(19), satisfy the following Navier-Stokes equations, up to $O(\text{Kn}^2)$:*

$$\begin{aligned} \partial_t \rho + \nabla \cdot \rho u &= 0, \\ \partial_t \rho u + \nabla \cdot (\rho u \otimes u) + \nabla p &= -\nabla \cdot \sigma, \\ \partial_t E + \nabla \cdot (E + p)u &= -\nabla \cdot q - \nabla \cdot (\sigma u), \end{aligned} \quad (20)$$

where Kn is the Knudsen number (defined below), E is the total energy density defined by $E = \langle\langle (\frac{1}{2}|v|^2 + \varepsilon)F \rangle\rangle = \frac{1}{2}\rho|u|^2 + \rho e$, and σ and q are the shear stress tensor and heat flux vector defined by

$$\begin{aligned} \sigma &= -\mu (\nabla u + (\nabla u)^T - \mathcal{C} \nabla \cdot u \text{Id}), \\ q &= -\mu \nabla h, \end{aligned} \quad (21)$$

with $h = e + \frac{p(\rho, e)}{\rho}$ is the enthalpy, and $\mathcal{C} = \frac{\rho^2}{p(\rho, e)} \partial_\rho (\frac{p(\rho, e)}{\rho}) + \partial_e (\frac{p(\rho, e)}{\rho})$.

Note that this result is consistent with the Navier-Stokes equations obtained for non reacting gases. For instance, in case of a thermally perfect gas, i.e when the enthalpy depends only on the temperature (see [1]), we find that the heat flux is $q = -\kappa \nabla T(\rho, e)$, where the heat transfer coefficient is $\kappa = \mu c_p$, with the heat capacity at constant pressure is $c_p = h'(T)$. In such case, the Prandtl number, defined by $\text{Pr} = \frac{\mu c_p}{\kappa}$, is 1, like in usual BGK models.

Moreover, this result gives a volume viscosity (also called second coefficient of viscosity or bulk viscosity) which is $\omega = \mu(\frac{2}{3} - \mathcal{C})$. In the case of a gas with a constant δ , like in a non vibrating gas, this gives $\mathcal{C} = \frac{2}{3+\delta}$, and hence $\omega = \frac{2\delta}{3(\delta+3)}\mu$. For a monoatomic gas, $\delta = 0$, and we find the usual result $\omega = 0$.

This result is proved by using the standard Chapman-Enskog expansion. In the following, we give the main steps of this proof (some technical details are given in appendix A).

5.2.1 Non-dimensional form

We choose a characteristic length x_* , mass density ρ_* , and energy e_* . This induces characteristic values for pressure $p_* = \rho_* e_*$, temperature $T_* = T(\rho_*, e_*)$, molecular and bulk velocities $v_* = u_* = \sqrt{e_*}$, time $t_* = x_*/v_*$, internal energy $\varepsilon_* = e_*$, viscosity $\mu_* = \mu(T_*)$, relaxation time $\tau_* = \mu_*/p_*$, and distribution $F_* = \rho_*/e_*^{5/2}$.

By using the non-dimensional variables $w' = w/w_*$ (where w stands for any variables of the problem), model (14)–(19) can be written

$$\partial_{t'} F' + v' \cdot \nabla_{x'} F' = \frac{1}{\text{Kn} \tau'(\rho', e')} (M'[F'] - F'), \quad (22)$$

with

$$M'[F'] = \frac{\rho'}{(2\pi\theta')^{\frac{3}{2}}} \exp\left(-\frac{|v' - u'|^2}{2\theta'}\right) \Lambda(\delta') \left(\frac{\varepsilon'}{\theta'}\right)^{\frac{\delta'}{2}-1} \frac{1}{\theta'} \exp\left(-\frac{\varepsilon'}{\theta'}\right), \quad (23)$$

where the macroscopic quantities are defined by

$$\rho'(t', x') = \langle\langle F' \rangle\rangle, \quad \rho' u'(t', x') = \langle\langle v' F' \rangle\rangle, \quad \rho' e'(t', x') = \langle\langle \left(\frac{1}{2}|v' - u'|^2 + \varepsilon'\right) F' \rangle\rangle, \quad (24)$$

the variable θ' is

$$\theta' = \frac{p'}{\rho'}, \quad (25)$$

the number of internal degrees of freedom is

$$\delta' = \delta = \frac{2e'}{p'/\rho'} - 3. \quad (26)$$

and the relaxation time is

$$\tau' = \frac{\mu'}{p'}, \quad (27)$$

while $p' = p(\rho_*\rho', e_*e')/\rho_*e_*$, $T' = T(\rho_*\rho', e_*e')/T_*$, and $\mu' = \mu(T(\rho, e))/\mu_*$. Finally, the Knudsen number Kn that appears in (22) is defined by

$$\text{Kn} = \frac{\tau_*}{t_*} = \frac{\lambda_*}{x_*}, \quad (28)$$

where $\lambda_* = \tau_*v_*$ can be viewed as the mean free path.

Note that, to simplify the notations, the dependence of $(p', \theta', \delta', \tau', \rho', T')$ on ρ' and e' is not made explicit any more in the previous expressions. Moreover, in the sequel, the primes will be removed too.

5.2.2 Conservation laws

The conservation laws induced by the non-dimensional BGK model (22) are obtained by multiplying (22) by 1, v , and $(\frac{1}{2}|v|^2 + \varepsilon)$, and then by integrating it with respect to v and ε . By using the Gaussian integrals given in appendix A, we get

$$\begin{aligned} \partial_t \rho + \nabla \cdot \rho u &= 0, \\ \partial_t \rho u + \nabla \cdot (\rho u \otimes u + \Sigma(F)) &= 0, \\ \partial_t E + \nabla \cdot (Eu + \Sigma(F)u + q(F) \cdot u) &= 0, \end{aligned} \quad (29)$$

where the stress tensor $\Sigma(F)$ and the heat flux vector $q(F)$ are defined by

$$\Sigma(F) = \langle\langle (v - u) \otimes (v - u)F \rangle\rangle, \quad (30)$$

$$q(F) = \langle\langle \left(\frac{1}{2}|v - u|^2 + \varepsilon\right)(v - u)F \rangle\rangle. \quad (31)$$

5.2.3 Euler equations

The Euler equations of compressible gas dynamics can be obtained as follows. Equation (22) implies the first order expansion $F = M[F] + O(\text{Kn})$, and hence $\Sigma(F) = \Sigma(M[F]) + O(\text{Kn})$ and $q(F) = q(M[F]) + O(\text{Kn})$. Using Gaussian integrals given in appendix A gives

$$\Sigma(M[F]) = pId, \quad \text{and} \quad q(M[F]) = 0.$$

Consequently, the conservation laws (29) yields

$$\begin{aligned} \partial_t \rho + \nabla \cdot \rho u &= 0, \\ \partial_t \rho u + \nabla \cdot (\rho u \otimes u) + \nabla p &= O(\text{Kn}), \\ \partial_t E + \nabla \cdot ((E + p)u) &= O(\text{Kn}), \end{aligned}$$

that are the Euler equations of compressible gas dynamics, up to $O(\text{Kn})$ terms, with the given EOS $p = p(\rho, e)$.

For the following, it is useful to rewrite these equations as evolution equations for non-conservative variables ρ , u , and θ . After some algebra, we get

$$\begin{aligned}\partial_t \rho + u \cdot \nabla \rho &= -\rho \nabla \cdot u, \\ \partial_t u + (u \cdot \nabla) u &= -\frac{1}{\rho} \nabla p + O(\text{Kn}), \\ \partial_t \theta + u \cdot \nabla \theta &= -\theta \mathcal{C} \nabla \cdot u + O(\text{Kn}),\end{aligned}\tag{32}$$

where \mathcal{C} is given by

$$\mathcal{C} = \frac{\rho}{\theta} \partial_\rho \theta + \partial_\varepsilon \theta.\tag{33}$$

5.2.4 Navier-Stokes equation

Navier-Stokes equations are obtained by using the higher order expansion $F = M[F] + \text{Kn} G$. Introducing this expansion in (30) and (31) gives

$$\Sigma(F) = p Id + \text{Kn} \Sigma(G), \quad \text{and} \quad q(F) = \text{Kn} q(G).$$

Then we have to approximate $\Sigma(G)$ and $q(G)$ up to $O(\text{Kn})$. This is done by using the expansion of F and (22) to get

$$G = -\tau(\partial_t M[F] + v \cdot \nabla_x M[F]) + O(\text{Kn}).$$

This gives the following approximations

$$\begin{aligned}\Sigma(G) &= -\tau \langle \langle (v - u) \otimes (v - u) (\partial_t M[F] + v \cdot \nabla_x M[F]) \rangle \rangle + O(\text{Kn}), \\ q(G) &= -\tau \langle \langle (\frac{1}{2} |v - u|^2 + \varepsilon) (v - u) (\partial_t M[F] + v \cdot \nabla_x M[F]) \rangle \rangle + O(\text{Kn}).\end{aligned}\tag{34}$$

Now, we have to make some long computations to reduce these expressions to those given in (21). We start with the stress tensor $\Sigma(G)$. First, note that the Maxwellian $M[F]$ given by (23) can be separated into $M[F] = M_{tr}[F] M_{int}[F]$, with

$$M_{tr}[F] = \frac{\rho}{(2\pi\theta)^{\frac{3}{2}}} \exp\left(-\frac{|v - u|^2}{2\theta}\right), \quad \text{and} \quad M_{int}[F] = \Lambda(\delta) \left(\frac{\varepsilon}{\theta}\right)^{\frac{\delta}{2}-1} \frac{1}{\theta} \exp\left(-\frac{\varepsilon}{\theta}\right).$$

It is useful to introduce the notations $\langle \phi \rangle_v = \int_{\mathbb{R}^3} \phi(v) dv$ and $\langle \psi \rangle_\varepsilon = \int_0^{+\infty} \psi(\varepsilon) d\varepsilon$ for any velocity (resp. energy) dependent function ϕ (resp. ψ). Then it can easily be seen that

$$\langle M_{int}[F] \rangle_\varepsilon = 1, \quad \langle \partial_t M_{int}[F] \rangle_\varepsilon = 0, \quad \langle \nabla_x M_{int}[F] \rangle_\varepsilon = 0.$$

This implies that $\Sigma(G)$ reduces to

$$\Sigma(G) = -\tau \langle \langle (v - u) \otimes (v - u) (\partial_t M_{tr}[F] + v \cdot \nabla_x M_{tr}[F]) \rangle \rangle_v + O(\text{Kn}).\tag{35}$$

Now it is standard to write $\partial_t M_{tr}[F]$ and $\nabla_x M_{tr}[F]$ as functions of derivatives of ρ , u , and θ , and then to use Euler equations (32) to write time derivatives as functions of the space derivatives only. After some algebra, we get

$$\partial_t M_{tr}[F] + v \cdot \nabla_x M_{tr}[F] = \frac{\rho}{\theta^{\frac{3}{2}}} M_0(V) \left(A(V) \cdot \frac{\nabla_x \theta}{\sqrt{\theta}} + B(V) : \nabla_x u \right) + O(\text{Kn}),$$

where

$$V = \frac{v - u}{\sqrt{\theta}}, \quad M_0(V) = \frac{1}{(2\pi)^{\frac{3}{2}}} \exp\left(-\frac{|V|^2}{2}\right),$$

$$A(V) = \left(\frac{|V|^2}{2} - \frac{5}{2}\right) V, \quad B(V) = V \otimes V - \left(\left(\frac{|V|^2}{2} - \frac{3}{2}\right) \mathcal{C} + 1\right) Id.$$

Then, we introduce the previous relations in (35) to get

$$\Sigma_{ij}(G) = -\tau \rho \theta \langle V_i V_j B(V) M_0 \rangle_V : \nabla_x u + O(\text{Kn}),$$

where we have used the change of variables $v \mapsto V$ in the integral (the term with $A(V)$ vanishes due to the parity of M_0). Then standard Gaussian integrals (see appendix A) give

$$\Sigma(G) = \tau \rho \theta (\nabla u + (\nabla u)^T - \mathcal{C} \nabla \cdot u Id) + O(\text{Kn}),$$

which is the announced result, in a non-dimensional form.

For the heat flux, we use the same technique to reduce $q(G)$ as given in (34) to

$$\begin{aligned} q_i(G) &= -\tau \langle \left(\frac{1}{2}|v - u|^2\right) (v_i - u_i) (\partial_t M_{tr}[F] + v_j \partial_{x_j} M_{tr}[F]) \rangle_v \langle M_{int}[F] \rangle_\varepsilon \\ &\quad - \tau \langle (v_i - u_i) M_{tr}[F] v_j \rangle_v \langle \varepsilon \partial_{x_j} M_{int} \rangle_\varepsilon \\ &= -\tau \langle |V|^2 V_i A_j M_0 \rangle_V \frac{\partial_{x_j} \theta}{\sqrt{\theta}} - \tau \rho \theta \partial_{x_j} \left(\frac{\delta}{2} \theta\right), \end{aligned}$$

where we have used the relation $\langle \varepsilon M_{int}[F] \rangle_\varepsilon = \frac{\delta}{2} \theta$. Using again Gaussian integrals, we get

$$q(G) = -\tau \rho \theta \nabla h + O(\text{Kn}),$$

where $h = \frac{5+\delta}{2} \theta$ is indeed the enthalpy, since definitions (25) and (26) imply $h = e + p/\rho$.

To summarize, we have shown that the stress tensor and heat flux in conservation laws (29) are

$$\begin{aligned} \Sigma(F) &= p Id - \text{Kn} \tau \rho \theta (\nabla u + (\nabla u)^T - \mathcal{C} \nabla \cdot u Id) + O(\text{Kn}^2) \\ q(F) &= -\text{Kn} \tau \rho \theta \nabla h + O(\text{Kn}^2). \end{aligned}$$

Now, we can go back to the dimensional variables, and we find

$$\begin{aligned} \Sigma(F) &= p(\rho, e) Id - \mu(T(\rho, e)) (\nabla u + (\nabla u)^T - \mathcal{C} \nabla \cdot u Id) + O(\text{Kn}^2) \\ q(F) &= -\mu(T(\rho, e)) \nabla h(\rho, e) + O(\text{Kn}^2), \end{aligned}$$

where $h(\rho, e) = e + \frac{p(\rho, e)}{\rho}$ is the enthalpy, and $\mathcal{C} = \frac{\rho^2}{p(\rho, e)} \partial_\rho (p(\rho, e)/\rho) + \partial_e (p(\rho, e)/\rho)$. This concludes the proof of the result given at the beginning of this section.

5.3 Entropy

Here, we prove that our model (14) satisfies a local entropy dissipation property.

Proposition 5.2. *Let F be the solution of equation (14)–(15). Then the following inequality is satisfied:*

$$\langle\langle (M[F] - F) \ln \left(\frac{2}{\delta} \varepsilon^{1-\frac{\delta}{2}} F \right) \rangle\rangle \leq 0. \quad (36)$$

Proof. The left-hand side can be decomposed into

$$\langle\langle (M[F] - F) \ln \left(\frac{2}{\delta} \varepsilon^{1-\frac{\delta}{2}} F \right) \rangle\rangle = \langle\langle (M[F] - F) \ln \left(\frac{F}{M[F]} \right) \rangle\rangle + \langle\langle (M[F] - F) \ln \left(\frac{2}{\delta} \varepsilon^{1-\frac{\delta}{2}} M[F] \right) \rangle\rangle.$$

The first term in the right-hand side is non-positive because the logarithm is a non-decreasing function. The second term vanishes since $M[F]$ and F have the same first 5 moments:

$$\begin{aligned} \langle\langle (M[F] - F) \ln \left(\frac{2}{\delta} \varepsilon^{1-\frac{\delta}{2}} M[F] \right) \rangle\rangle &= \langle\langle (M[F] - F) \rangle\rangle \ln(c(\delta, \rho, \theta)) \\ &\quad - \frac{1}{\theta} \langle\langle (M[F] - F) \left(\frac{|v - u|^2}{2} + \varepsilon \right) \rangle\rangle \\ &= 0, \end{aligned}$$

with $c(\delta, \rho, \theta) = \frac{2}{\delta} \frac{\rho \Lambda(\delta)}{\sqrt{2\pi\theta^3} \theta^{\delta/2}}$, which does not depend on v nor on ε . \square

Remark 5.2. This result does not imply the dissipation of a global entropy, except, for example, if δ is constant. In such a case, we can define the entropy $H(f) = \langle\langle h(F) \rangle\rangle$, where $h(F) = F \ln \left(\frac{2}{\delta} \varepsilon^{1-\frac{\delta}{2}} F \right) - F$, and we have

$$\begin{aligned} \partial_t H(F) + \nabla \cdot \langle\langle v h(F) \rangle\rangle &= \langle\langle \partial_t h(F) + v \cdot \nabla_x h(F) \rangle\rangle \\ &= \langle\langle (\partial_t F + v \cdot \nabla_x F) h'(F) \rangle\rangle \\ &= \frac{1}{\tau} \langle\langle (M[F] - F) h'(F) \rangle\rangle \leq 0, \end{aligned}$$

from (36), since $h'(F) = \ln \left(\frac{2}{\delta} \varepsilon^{1-\frac{\delta}{2}} F \right)$.

In the general case, δ depends on t and x , and hence the relation $\partial_t h(F) = \ln \left(\frac{2}{\delta} \varepsilon^{1-\frac{\delta}{2}} F \right) \partial_t F$ is not correct. Consequently, the local property (36) cannot be used. It is not clear so far that our model satisfies a global dissipation property.

5.4 Reduced model

For computational reasons, it is interesting to reduce the complexity of model (14) by using the usual reduced distribution technique [9]. We define reduced distributions $f(t, x, v) =$

$\int_0^{+\infty} F(t, x, v, \varepsilon) d\varepsilon$ and $g(t, x, v) = \int_0^{+\infty} \varepsilon F(t, x, v, \varepsilon) d\varepsilon$, and by integration of (14) w.r.t ε , we can easily obtain the following closed system of two BGK equations

$$\begin{aligned}\partial_t f + v \cdot \nabla_x f &= \frac{1}{\tau} (M[f, g] - f), \\ \partial_t g + v \cdot \nabla_x g &= \frac{1}{\tau} \left(\frac{\delta p}{2\rho} M[f, g] - g \right),\end{aligned}\tag{37}$$

where $M[f, g]$ is the translational part of $M[F]$ defined by

$$M[f, g] = \frac{\rho}{(2\pi p/\rho)^{\frac{3}{2}}} \exp\left(-\frac{|v-u|^2}{2p/\rho}\right),$$

and the macroscopic quantities are defined by

$$\rho(t, x) = \int_{\mathbb{R}^3} f dv, \quad \rho u(t, x) = \int_{\mathbb{R}^3} v f dv, \quad \rho e(t, x) = \int_{\mathbb{R}^3} \left(\frac{1}{2}|v-u|^2 f + g\right) dv,$$

while δ and τ are still defined by (18) and (19). This reduced system is equivalent to (14), that is to say F and (f, g) have the same moments. Moreover, the compressible Navier-Stokes asymptotics obtained in section 5.2 can also be derived from this reduced system.

Consequently, this is this system which is used in our numerical tests in the following section.

6 Numerical results

A numerical scheme for model (37) has been implemented in the code of CEA-CESTA. It is remarkable that the original code (for non reacting gases, with no high temperature effects), presented in [3], can be very easily adapted to this new model. Only a few modifications are necessary.

The goal of this section is to illustrate the capacity of our model to account for some high temperature gas effects. We only consider the case of a mixture of two vibrating, but non reacting, gases. A validation of our model for reacting gases will be given in a further work.

Our test is a 2D hypersonic plane flow of air—considered as a mixture of two vibrating gases, nitrogen and dioxygen—over a quarter of a cylinder which is supposed to be isothermal (see figure 2). Gas-solid wall interactions are modeled by the usual diffuse reflection. At the inlet, the flow is defined by the data given in table 1.

In this case, the vibrational energy is taken into account as described in section 3.1.2. The corresponding constitutive relations are obtained as explained in remark 5.1.

The flow conditions are such that molecules vibrate, but no chemical reactions are active (temperatures go up to 3000K whereas chemical reactions occur at 5000K at pressure $P = 1\text{atm}$): our thermodynamical approach is reasonable. Since the test case is dense enough (the Knudsen number is around 0.01) we can compare the new model with a Navier-Stokes code

| | |
|---|---------------------------------|
| Mass concentration of N_2 (c_{N_2}) | 0.75 |
| Mass concentration of O_2 (c_{O_2}) | 0.25 |
| Mach number of the mixture | 10 |
| Velocity of the mixture | $2267m.s^{-1}$ |
| Density of the mixture | $3.059 \times 10^{-4}kg.m^{-3}$ |
| Pressure of the mixture | $11.22Pa$ |
| Temperature of the mixture | $127.6K$ |
| Temperature of the sphere | $293K$ |
| Radius of the cylinder | $0.1m$ |

Table 1: Hypersonic flow around a cylinder: initial data

(a 2D finite volume code with structured meshes), in which are enforced the same viscosity and conductivity as in compressible Navier-Stokes asymptotics derived from the BGK model (see section 5.2). To validate the new model we have made four different simulations:

- a Navier-Stokes simulation without taking into account vibrations (called *NS1*),
- a Navier-Stokes simulation that takes into account vibrations (called *NS2*),
- a BGK simulation without taking into account vibrations (called *BGK1*),
- a BGK simulation that takes into account vibrations (called *BGK2*).

The first comparison is between *NS1* and *BGK1*, in order to show that the two model are consistent in this dense regimes, when there are no vibration energy. As it can be seen in figure 3, the results agree very well.

The second comparison is between *NS2* and *BGK2* to show we still have a good agreement when vibrations are taken into account. This is what we observe in figure 4. One can also observe that, due to vibrations, the temperature decreased from $2682K$ to $2358K$ for Navier-Stokes and from $2695K$ to $2365K$ for BGK.

The last comparison is to show the influence of vibrational energy on the results. We compare *BGK1* and *BGK2*, and we observe that the shock is not at the same position. Since there is a transfer of energy from translational and rotational modes to vibrational modes, the maximum temperature is lower and the shock is slightly close to the cylinder with *BGK2* (see figure 5). We clearly see this difference with the temperature profile along the stagnation line, see figure 6.

7 Conclusion

In this paper, we have proposed a generalized BGK model to allow for high temperature effects. First, the model is able to account for the fact that, for polyatomic gases, some internal degrees of freedom are partially excited with a level of excitation that depends on

the temperature. In other words, we have derived a model for a polyatomic gas with a non-constant specific heat $c_p = c_p(T)$.

Moreover, this model has been extended to take into account general constitutive laws for pressure and temperature, like in equilibrium chemically reacting gases in high temperature flows. By using a Chapman-Enskog analysis, we have derived compressible Navier-Stokes equations from this model that are consistent with these constitutive laws. This consistency has been illustrated on preliminary numerical tests, in which the importance to take vibration modes into account is clearly seen.

Moreover, this new model can be reduced to a BGK system in which the molecular velocity is the only kinetic variable. This makes it possible to simulate a high temperature gas for the cost of a simple monoatomic rarefied gas flow simulation.

In a future work, we will validate our model for equilibrium chemically reacting gas flows, and will extend our model to allow for various different time scales (viscous versus thermal diffusion time scale, translational versus rotational energy relaxation rates). This might be possible with the same approach as the one used to derive the ESBGK model for polyatomic gases (see [2]).

A Gaussian integrals

We remind the definition of the absolute Maxwellian $M_0(V) = \frac{1}{(2\pi)^{\frac{3}{2}}} \exp(-\frac{|V|^2}{2})$. It is standard to derive the following integral relations (see [7], for instance), written with the Einstein notation:

$$\begin{aligned} \langle M_0 \rangle_V &= 1, \\ \langle V_i V_j M_0 \rangle_V &= \delta_{ij}, \quad \langle V_i^2 M_0 \rangle_V = 1, \quad \langle |V|^2 M_0 \rangle_V = 3, \\ \langle V_i^2 V_j^2 M_0 \rangle_V &= 1 + 2 \delta_{ij}, \quad \langle V_i V_j V_k V_l M_0 \rangle_V = \delta_{ij} \delta_{kl} + \delta_{ik} \delta_{jl} + \delta_{il} \delta_{jk} \\ \langle V_i V_j |V|^2 M_0 \rangle_V &= 5 \delta_{ij}, \quad \langle |V|^4 M_0 \rangle_V = 15, \\ \langle V_i V_j |V|^4 M_0 \rangle_V &= 35 \delta_{ij}, \quad \langle |V|^6 M_0 \rangle_V = 105, \end{aligned}$$

while all the integrals of odd power of V are zero.

From the previous Gaussian integrals, it can be shown that for any 3×3 matrix C , we have

$$\langle V_i V_j C_{kl} V_k V_l M_0 \rangle_V = C_{ij} + C_{ji} + C_{ii} \delta_{ij}.$$

References

- [1] J. D. Anderson. *Hypersonic and high-temperature gas dynamics second edition*. American Institute of Aeronautics and Astronautics, 2006.

- [2] P. Andries, P. Le Tallec, J.-P. Perlat, and B. Perthame. The gaussian-bgk model of boltzmann equation with small prandtl number. *Eur. J. Mech. B-Fluids*, pages 813–830, 2000.
- [3] C. Baranger, J. Claudel, N. Hérouard, and L. Mieussens. Locally Refined Discrete Velocity Grids for Stationary Rarefied Flow Simulations. *Journal of Computational Physics*, 257:572–593, October 2013.
- [4] G. A. Bird. *Molecular Gas Dynamics and the Direct Simulation of Gas Flows*. Oxford Engineering Science Series, 2003.
- [5] M. Bisi and M.J. Cáceres. A BGK relaxation model for polyatomic gas mixtures. *Commun. Math. Sci.*, 14(2):297–325, October 2016.
- [6] C. Borgnakke and P. S. Larsen. Statistical collision model for monte carlo simulation of polyatomic gas mixture. *Journal of Computational Physics*, 18(4):405 – 420, 1975.
- [7] S. Chapman and T.G. Cowling. *The mathematical theory of non-uniform gases*. Cambridge University Press, 1970.
- [8] C. F. Hansen. Approximations for the thermodynamic and transport properties of high-temperature air. *Nasa*, 1960.
- [9] A. B. Huang and D. L. Hartley. Nonlinear rarefied couette flow with heat transfer. *Phys. Fluids*, 11(6):1321, 1968.
- [10] Thomas E. Schwartzentruber Iain D. Boyd. *Nonequilibrium Gas Dynamics and Molecular Simulation*. Cambridge Aerospace Series. Cambridge University Press, 2017.
- [11] S. Liu, P. Yu, K. Xu, and C. Zhong. Unified gas-kinetic scheme for diatomic molecular simulations in all flow regimes. *Journal of Computational Physics*, 259:96 – 113, 2014.
- [12] J.L. Montagné, H.C. Yee, G.H. Klopfer, and M. Vinokur. Hypersonic Blunt Body Computations Including Real Gas Effects. *NASA Technical Memorandum*, 100074, march 1988.
- [13] W.-F. Ng, T.J. Benson, and W.G. Kunik. Real gas effects on the numerical simulation of a hypersonic inlet. *Journal of Propulsion and Power*, 2(4):381–382, 1986.
- [14] B. Rahimi and H. Struchtrup. Macroscopic and kinetic modelling of rarefied polyatomic gases. *Journal of Fluid Mechanics*, 806:437–505, 2016.

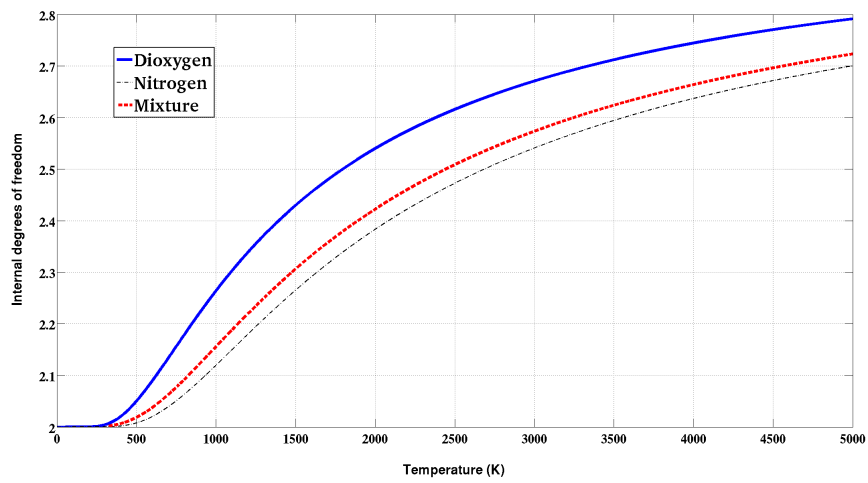


Figure 1: Internal degrees of freedom as a function of the temperature

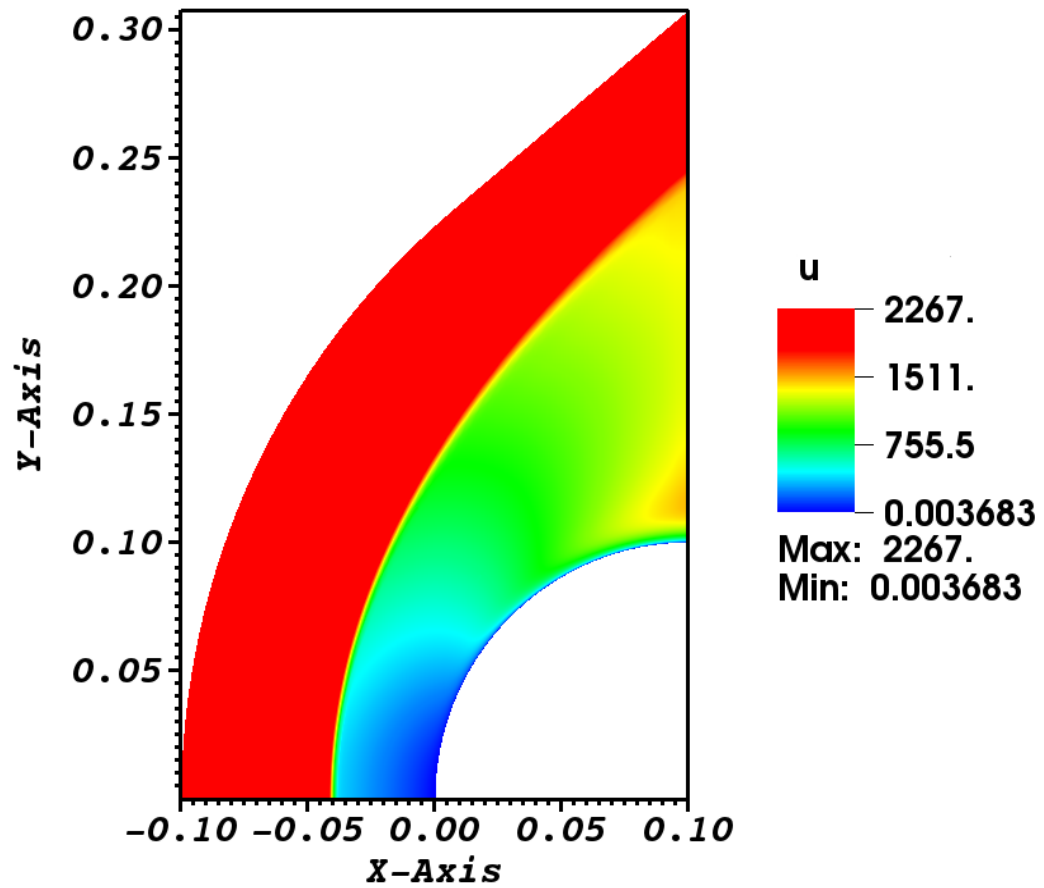


Figure 2: Flow over a cylinder at Mach 10 (velocity field).

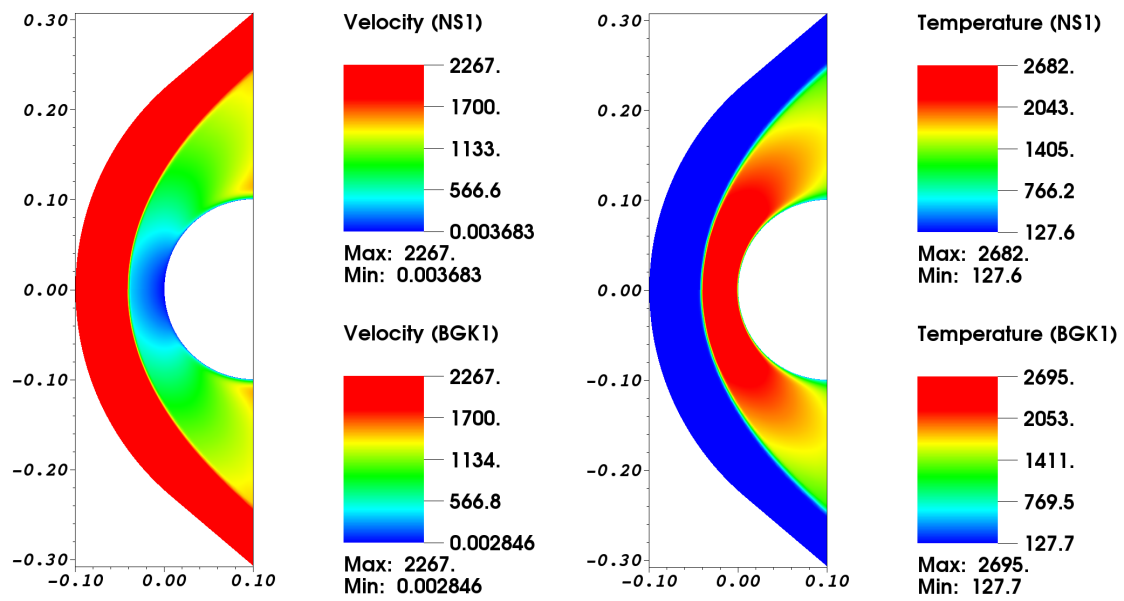


Figure 3: Non vibrating air: velocity and temperature fields (Top: NS1, bottom: BGK1)

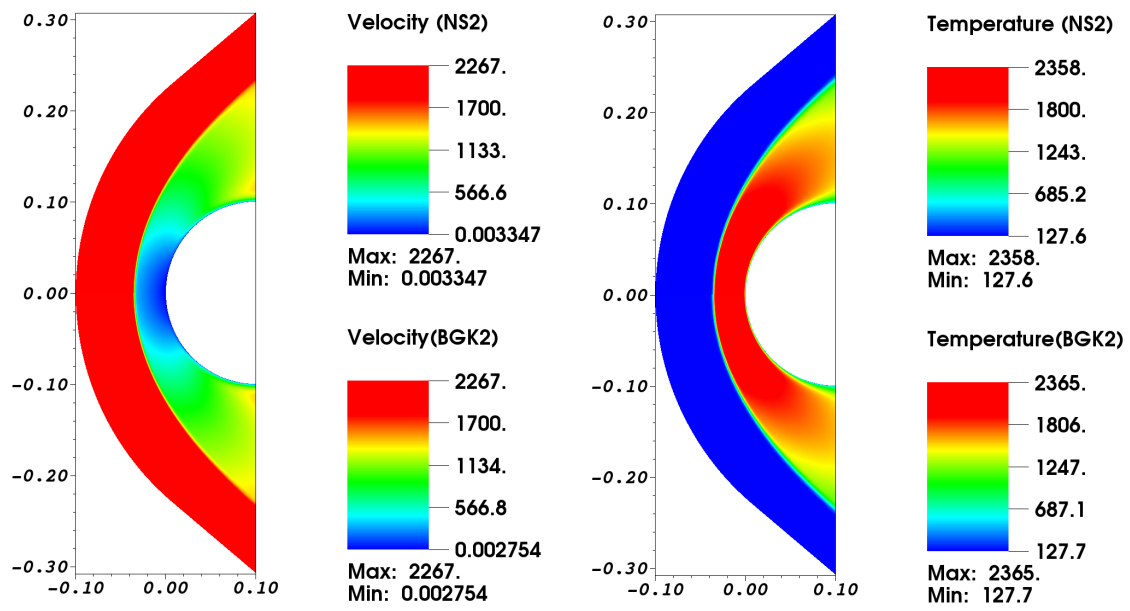


Figure 4: Vibrating air: velocity and temperature fields (Top: NS2, bottom: BGK2)

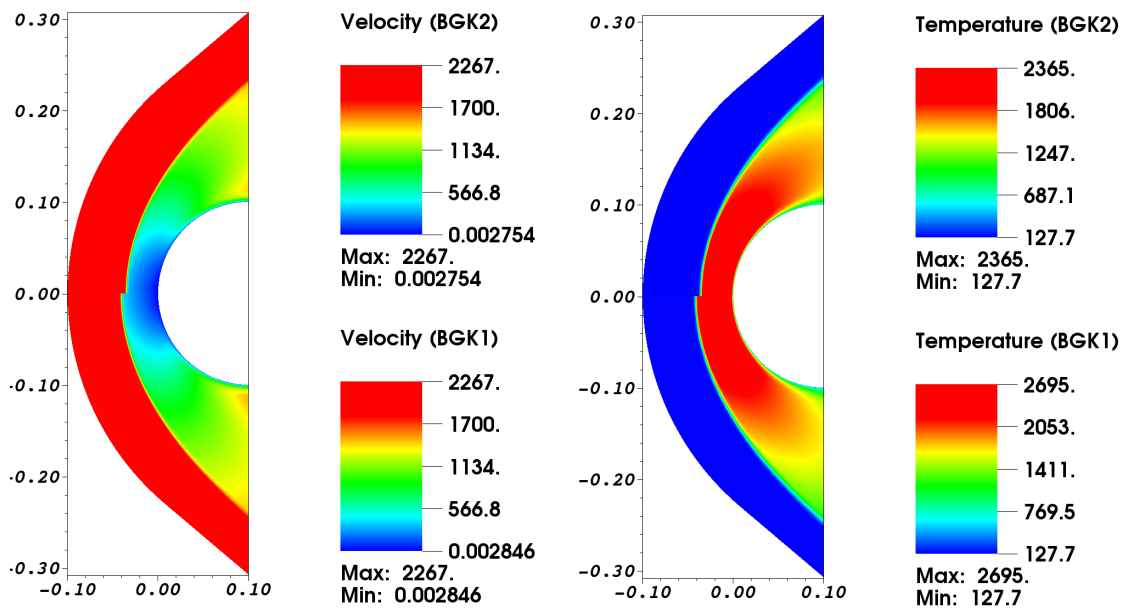


Figure 5: Vibrating and non-vibrating air: velocity field and temperature field (Top: BGK2, bottom: BGK1)

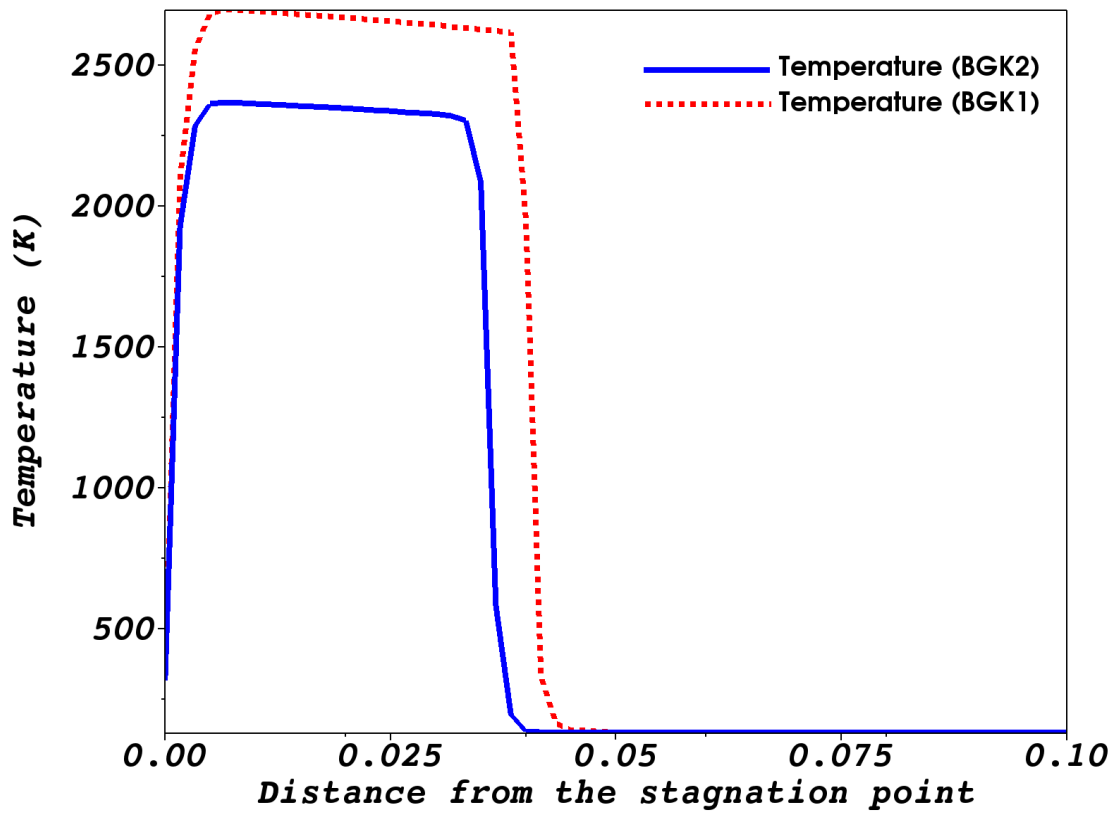


Figure 6: Vibrating and non-vibrating air: temperature profile along the stagnation line.