

Correlation Functions of the Quantum Sine-Gordon Model in and out of Equilibrium

I. Kukuljan,¹ S. Sotiriadis,¹ and G. Takacs^{2,3}

¹*University of Ljubljana, Faculty of Mathematics and Physics, Jadranska ulica 19, SI-1000 Ljubljana, Slovenia*

²*BME “Momentum” Statistical Field Theory Research Group, H-1117 Budapest, Budafoki út 8, Hungary*

³*BME Department of Theoretical Physics, H-1117 Budapest, Budafoki út 8, Hungary*

(Dated: March 9, 2024)

Complete information on the equilibrium behaviour and dynamics of a quantum field theory (QFT) is provided by multipoint correlation functions. However, their theoretical calculation is a challenging problem, even for exactly solvable models. This has recently become an experimentally relevant problem, due to progress in cold-atom experiments simulating QFT models and directly measuring higher order correlations. Here we compute correlation functions of the quantum sine-Gordon model, a prototype integrable model of central interest from both theoretical and experimental points of view. Building upon the so-called Truncated Conformal Space Approach, we numerically construct higher order correlations in a system of finite size in various physical states of experimental relevance, both in and out of equilibrium. We measure deviations from Gaussianity due to the presence of interaction and analyse their dependence on temperature, explaining the experimentally observed crossover between Gaussian and non-Gaussian regimes. We find that correlations of excited states are markedly different from the thermal case, which can be explained by the integrability of the system. We also study dynamics after a quench, observing the effects of the interaction on the time evolution of correlation functions, their spatial dependence, and their non-Gaussianity as measured by the kurtosis.

PACS numbers: 03.70.+k, 11.55.Ds, 67.85.-d, 03.75.Hh, 03.75.Kk

Introduction. - Correlation functions provide a complete and practical description of a physical system. Any observable can be expressed directly in their terms and they contain all information about the spectrum of quasi-particles and their collisions [1]. In particular, knowledge of higher order correlation functions is necessary in order to distinguish the ground or thermal states of an interacting from those of a noninteracting system: while such states are Gaussian for noninteracting systems, that is, their cumulants (also known as connected correlation functions) of order higher than two vanish, those of interacting systems are generally non-Gaussian.

Recent developments in atom interferometry of ultra-cold atom experiments have made possible the measurement of correlations of any order, in both spatial and temporal resolution [3, 4]. Ultra-cold atoms used in these experiments can be confined in elongated potential traps, so that they form essentially one-dimensional (1D) quantum gases [5]. Such gases are gapless systems, described in terms of their density and phase fields by means of the *Luttinger liquid* theory [6, 7]. By splitting the trap in the transverse direction to form two parallel nearby traps however, the tunneling between the two traps gives rise to *Josephson junction* physics [8]. This induces an effective self-interaction on the phase difference field between the two condensates, such that its low energy physics is described by the *sine-Gordon* model (SGM) [9–11], a prominent example of a strongly correlated quantum field theory (QFT). However, it is still unclear to what extent this description is valid in out-of-equilibrium settings [12], like after a *quantum quench*, i.e. an abrupt change of some parameter of the system: in such a case,

excitations of arbitrarily high energy are typically created.

The SGM is one of the most studied physical models, as it describes 2D classical (XY model) [13] and 1D quantum systems (e.g., spin chains). It exhibits rich physics such as *solitons* and anti-solitons, as well as their bound states, so-called *breathers*, and it has a topological *Berezinskii-Kosterlitz-Thouless* phase transition. Both the classical and the quantum versions are integrable [14, 15], i.e. possess an infinite number of local conserved quantities allowing exact solution. However, the analytical calculation of correlation functions is a highly nontrivial task and there are only few results available for higher order correlations: either in special regimes and asymptotic limits (e.g., in the gapless phase or at short or large distances in the gapped phase [16, 17]) or in the classical thermal case [3], on which a comparison with the experiment was based. Therefore, the development of numerical methods is important, both to arrive at theoretical predictions and for comparison with experimental data in order to test the validity of the quantum SGM description and quantify the relative importance of quantum effects.

In this Letter, we present an application of the so-called “*Truncated Conformal Space Approach*” (TCSA) [18] for the calculation of SGM correlation functions. The TCSA uses the *renormalisation group* (RG) *fixed point* of the system under consideration, as a reference basis for an efficient numerical diagonalisation of the Hamiltonian [19–21]. It works well in many cases where perturbation theory fails and is suitable for continuous models in one and even higher dimensions [22], unlike DMRG methods

that work principally for lattice 1D models.

While this approach has been used extensively for the study of the quantum SGM [21, 23, 24], calculation of correlation functions has not been achieved until now. In the present Letter, we perform this for systems of finite size, as in the experiments. We calculate two-point (2-p) and four-point (4-p) correlations of the bosonic field in coordinate space for different values of the interaction and system size and in a variety of different settings: ground states, thermal equilibrium, and excited states, as well as quench dynamics. We focus, in particular, on measures of the non-Gaussianity induced by the interaction. In contrast to other approximations for equilibrium [25–27] or quench dynamics [28–34], our approach allows to compute multipoint correlations and study the full quantum many-body dynamics.

The sine-Gordon model. – The SGM is a model of a relativistic interacting bosonic field ϕ with Hamiltonian

$$H_{\text{SGM}} = \int \left(\frac{1}{2}(\partial_t \phi)^2 + \frac{1}{2}(\partial_x \phi)^2 - \frac{m^2}{\beta^2} \cos \beta \phi \right) dx$$

For $\frac{\beta^2}{8\pi} \equiv \Delta > 1$ it is gapless, as the cosine potential term is an irrelevant perturbation of the free massless boson Hamiltonian $H_{\text{FB}} = \frac{1}{2} \int (\partial_\mu \phi)^2 dx$ and the field fluctuations are essentially free. Instead, for $\Delta < 1$, the interaction is relevant, the field is locked in one of the cosine minima, and the system becomes gapped. The spectrum consists of soliton and antisoliton excitations of mass M , as well as breathers, whose number is determined by the interaction parameter β : the smaller the value of β , the more breather modes are present (see the Supplementary Material [2]). Based on integrability and relativistic invariance [35], the exact particle masses [14, 36], scattering amplitudes [37], vacuum expectation values [38], and matrix elements of local observables (*form factors*) [39] are known. Despite its exceptional solvability properties, however, only limited information is available about its correlation functions. Integrability allows us to compute single point expectation values in finite size and thermal [40–42] or out-of-equilibrium systems [28, 41, 43, 44] and the infinite volume ground state 2-p function [17]. However, no exact results are available for multipoint observables in thermal or out-of-equilibrium contexts with full QFT dynamics.

TCSA. – The TCSA, introduced in [18] and later applied to the SGM [21, 23, 24], is based on the idea of using the eigenstate basis of a known reference Hamiltonian H_0 , truncated up to a specified maximum energy cutoff, to construct the ground and excited states of a different Hamiltonian $H_0 + V$. The main idea of TCSA and the reason for its success is to choose as reference Hamiltonian H_0 the critical model associated with the UV fixed point of the RG flow that describes the model under consideration. *Conformal field theory* (CFT) [45] allows the construction of the eigenstates and energy spectrum of

H_0 , as well as the matrix elements of V , and in the truncated basis, $H_0 + V$ reduces to a finite-dimensional matrix. The TCSA is efficient for computing the energy spectrum of $H_0 + V$ whenever the perturbation V is relevant; it captures effects beyond perturbation theory and does not depend on integrability.

For the SGM, H_0 is the free massless boson Hamiltonian H_{FB} and the perturbing operator $V \propto \int dx \cos \beta \phi$ corresponds to the spatial integral of the sum of two so-called *vertex operators* $\exp(\pm i\beta \phi)$. Here we consider a finite system of size L with Dirichlet boundary conditions $\phi(0) = \phi(L) = 0$, which preserve integrability [46] and induce well-understood changes to the energy spectrum [47, 48]. This boundary condition significantly simplifies our computations with TCSA, since the truncated Hilbert space consists of a single Fock space independent of β [2]. Our numerics are validated by comparing with the known mass spectrum [14, 36] and one-point observables [38, 42] (see also the Supplementary Material [2]).

Correlations in equilibrium states. – We start our analysis with equilibrium states of the SGM, i.e. the ground state (the minimum-energy eigenstate of H_{SGM} for chosen parameter values), thermal states (defined through the density matrix $\rho \propto e^{-H_{\text{SGM}}/T}$ where T the temperature) and excited states (eigenstates of H_{SGM} with energy higher than the ground state). We compute equal time correlation functions

$$G^{(N)}(x_1, x_2, \dots, x_N) = \langle \phi(x_1) \phi(x_2) \dots \phi(x_N) \rangle, \quad (1)$$

as well as their connected part $G_{\text{con}}^{(N)}(x_1, \dots, x_N) = \sum_{\pi} (|\pi| - 1)! (-1)^{|\pi|-1} \prod_{B \in \pi} \langle \prod_{i \in B} \phi(x_i) \rangle$, where π are all partitions of $\{1, 2, \dots, N\}$ into blocks B , i are elements of B , and $|\pi|$ is the number of blocks in π [2]. In the above definitions, the expectation value refers to the state under consideration in each case. We focus on the quantities measured in the experiments: the 2-p and 4-p full and connected correlation functions, as well as the *kurtosis* (the ratio of connected over full 4-p correlations integrated over all space $\mathcal{K} = \int dV |G_{\text{con}}^{(4)}| / \int dV |G^{(4)}|$, with $\int dV = \prod_{i=1}^4 \int_0^L dx_i$) which measures how 4-p correlations deviate from those of a Gaussian state.

Figures 1 and 2 show typical plots of 2-p and 4-p functions in ground and thermal states of the SGM at interaction $\Delta = 1/18 \approx 0.055$, which is in the highly attractive regime, similar to the experimentally realised system, and well inside the window where our numerics can reliably produce a large part of the excitation spectrum.

The results can be compared with those of the free massless or free massive case with mass equal to the lowest breather mass (Fig. 1): switching on the interaction results in dramatic growth of ground state correlations that are also longer in range than in the free case. At the same time 4-p connected correlations appear, signalling the non-Gaussianity of the state, albeit in ground states they are small in comparison with the full 4-p cor-

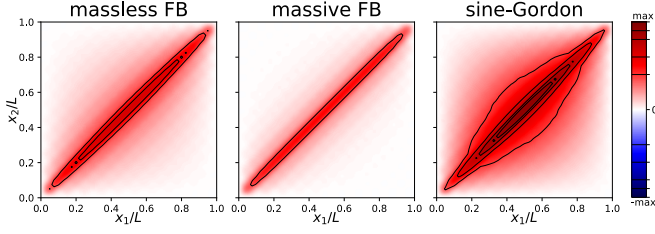


Figure 1. Density plots of 2-p correlations $G^{(2)}(x_1, x_2)$ on the ground state of the SGM in a box (*right*) in comparison with those of the massless (*left*) and massive (*middle*) free boson (FB) case [interaction $\Delta = 1/18$, system size $L = 25$ (in units of M), mass of the free case chosen equal to first breather mass of the SGM].

relations. Larger deviations from Gaussianity are seen in thermal or excited states, which is explained by the following semiclassical argument. The ground state energy is close to the bottom of the cosine potential, where it is well approximated by a parabola. In contrast, finite energy density of thermal states allows exploring the nonparabolic shape of the potential [2]. At high temperatures, correlations are dominated by excitations with energy well above the potential, which are essentially free massless bosonic modes and so non-Gaussianity is suppressed.

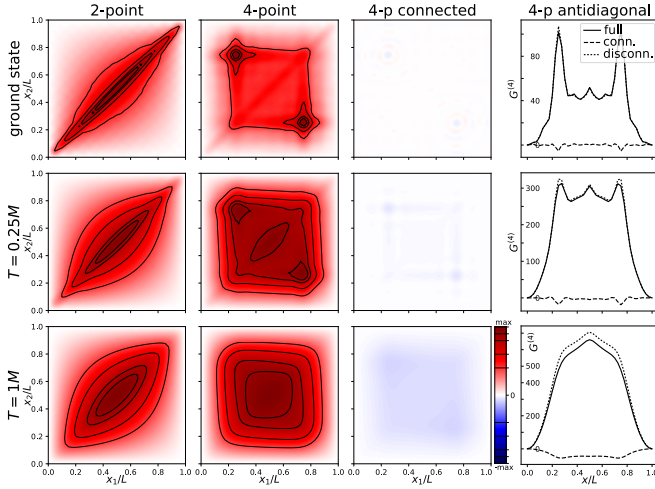


Figure 2. Density plots of 2-p correlations $G^{(2)}(x_1, x_2)$ and 4-p full and connected correlations $G_{(\text{con})}^{(4)}(x_1, x_2, L/4, 3L/4)$ for the ground and two thermal states ($\Delta = 1/18$, $L = 25$, $T = 0, 0.25, 1$ in units M). For better comparison, the last column shows plots of the 4-p full (*solid line*), connected (*dashed*) and disconnected (*dotted*) correlations along the antidiagonal section $x_2 = L - x_1$.

This is demonstrated in Fig. 3 showing the kurtosis \mathcal{K} as a function of the temperature T : its maximum value is observed at temperatures comparable to the height of the cosine potential, i.e., $T \sim M$. This thermal effect

is precisely what gives rise to the experimental observation of three different regimes of the SGM [3]: free massless phonons (high T), coexistence of interacting massive phonons and solitons (intermediate T), and free massive phonons (low T). Note that even though \mathcal{K} decreases for increasing $T \gtrsim M$ as the free high energy excitations contribute more and more, its precise value in the limit $T \rightarrow \infty$, which is inaccessible by TCSA, is not necessarily zero as the low energy excitations still have a nonzero contribution. Notice also how increasing T results in correlations being less concentrated along the diagonal (Fig. 2).

While ground and thermal states exhibit a rather simple pattern, characterised by decay of correlations with separation distance, excited states display much richer structure as shown in Fig. 4. The strong qualitative difference in correlations between excited and thermal states and between excited states even at nearby energies may be seen as a violation of the *eigenstate thermalisation hypothesis* [49–51] for the SGM: due to its integrability, a typical eigenstate exhibits local characteristics dramatically different from those of a thermal state with the same energy density.

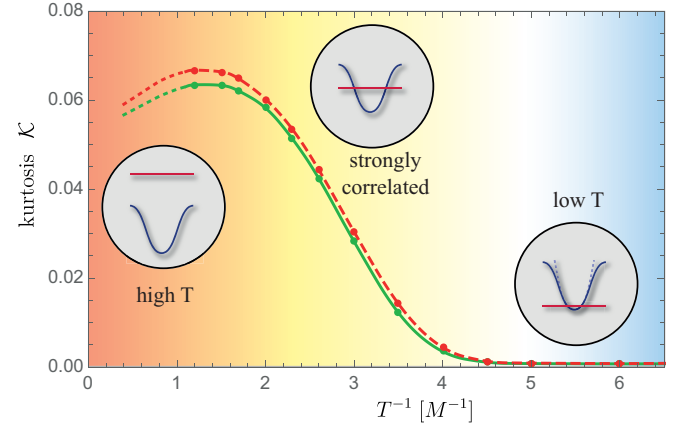


Figure 3. Kurtosis (measure of non-Gaussianity) in thermal states of the quantum sine-Gordon model, as a function of the inverse temperature T^{-1} for interactions $\Delta \equiv \beta^2/(8\pi) = 1/100$ (red line) and $1/18$ (green line). Deviations from Gaussianity increase with T up to a maximum at $T \sim 1$ (in units of soliton mass M) and decrease at higher T since the high energy states are essentially free. Our method describes accurately the low and intermediate temperature regime $T \lesssim 1$. Insets illustrate the excitation level relative to the height of the cosine potential (see the Supplementary Material [2]).

Correlations in out-of-equilibrium states. – We now consider the dynamics after a quantum quench, i.e., the time evolution of correlations when the system is initially prepared in a state $|\Psi\rangle$ that is an equilibrium state of some Hamiltonian H_0 and evolved with a different Hamiltonian H for time t . In this dynamical case, the correlation functions, denoted as $G^{(N)}(x_1, x_2, \dots, x_N; t)$, are

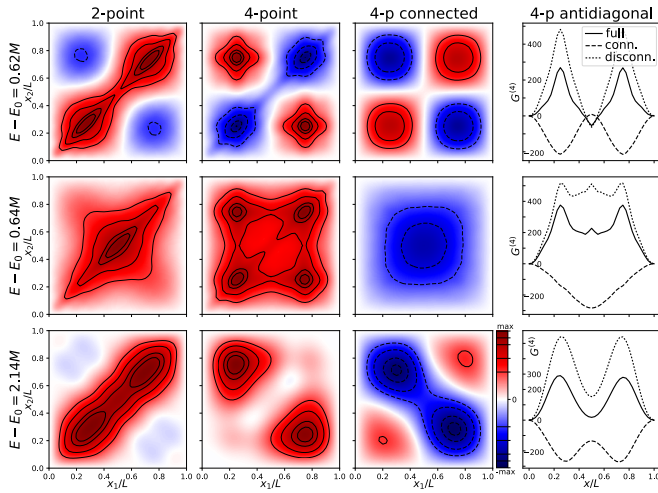


Figure 4. Density plots of 2-p, 4-p full and connected correlations for some excited states. Note the strong qualitative differences in the patterns, even at nearby energy levels (*top and middle row*). Last column: comparative plots of 4-p anti-diagonal correlations.

still given by (1) but with the expectation value referring to the time evolved state $e^{-iHt}|\Psi\rangle$. We mainly focus on the case where the initial state is an excited state of the SGM for some value of the interaction ($\Delta_0 = 1/18$) and the time evolution corresponds to another value ($\Delta = 1/8$). The excited state we used corresponds to half of the height of the cosine potential of the prequench Hamiltonian, that is, far from the bottom and deeply in the nonparabolic regime. Choosing an excited rather than ground or thermal state as initial state results in a higher value of postquench energy density and in more interesting dynamics [2], which is beyond the regime of validity of low density or semiclassical approximations.

Figure 5 shows the time evolution of the 2-p function at two fixed points and of the kurtosis, as well as snapshots of the spatial dependence of 2-p and 4-p connected functions at various times and after time averaging. For comparison, we present also the time evolution of the same initial state under free massless and massive dynamics.

The dynamics shows strong oscillations in all three cases; however, despite initiating from the same state, the three types of dynamics result in different oscillation frequencies, time averages, and amplitude of fluctuations about the average. The free massless case is an exception in that the dynamics is purely periodic with revival period $t_R = L$ since all energy differences are integer multiples of $2\pi/L$ due to linear dispersion. In the free massive case, exact periodicity is lost as particle velocity

depends on the momentum. Instead, we observe phase oscillations with frequencies dominated by the particle mass. SGM dynamics is characterised by multifrequency oscillations [10], a general amplification of the initial correlations compared to the free case and a qualitative pattern change (from an initial checkerboard to a cross, in the case of 4-p correlations).

The dynamics of kurtosis reveals another interesting property. In contrast to the free cases where it shows strong fluctuations and passes frequently close to its initial value, its SGM dynamics is characterised by a long plateau different from its initial value, with relatively small fluctuations about the time average. This observation points to the concept of *equilibration on average* [52–54] that applies to finite systems. Note that spatially integrated local observables like the kurtosis are essentially global measures of correlations. The difference between free and interacting dynamics of the kurtosis can be attributed to the fact that in the free case the ϕ field is related in a simple linear way to the system’s diagonal modes. On the contrary, in the interacting case, its mode (or form factor) expansion is intrinsically far more complicated, resulting in efficient dephasing, even for such a global quantity.

By extensive numerical experimentation, we have checked that the dynamical behaviour presented here is typical and robust with respect to the choice of initial state and quench parameters in the regime we study.

Discussion. – We have demonstrated that truncated Hamiltonian methods can be efficiently applied to compute multipoint correlation functions in QFT both in and out of equilibrium, allowing also access to non-Gaussianity measures such as the kurtosis. For the sine-Gordon model we observe that quench dynamics changes the spatial pattern of the connected 4-p correlations substantially, which is in marked contrast with the free case and is a nontrivial effect of interactions. Excited state connected 4-p correlations were also found to be significantly different from the thermal ones, which can be understood on the basis of integrability.

G.T. is grateful to J. Schmiedmayer for an enlightening discussion about their experiment. The authors also thank A. Tselik for useful comments on the manuscript. The work was partially supported by the Advanced Grant of European Research Council (ERC) 694544 – OMNES, by the Slovenian Research Agency under grants N1-0025, N1-0055 and P1-0044, by the National Research Development and Innovation Office of Hungary within the Quantum Technology National Excellence Program (Project No. 2017-1.2.1-NKP-2017-00001) and under OTKA grant No. SNN118028 and also by the BME-Nanotechnology FIKP grant of EMMI (BME FIKP-NAT).

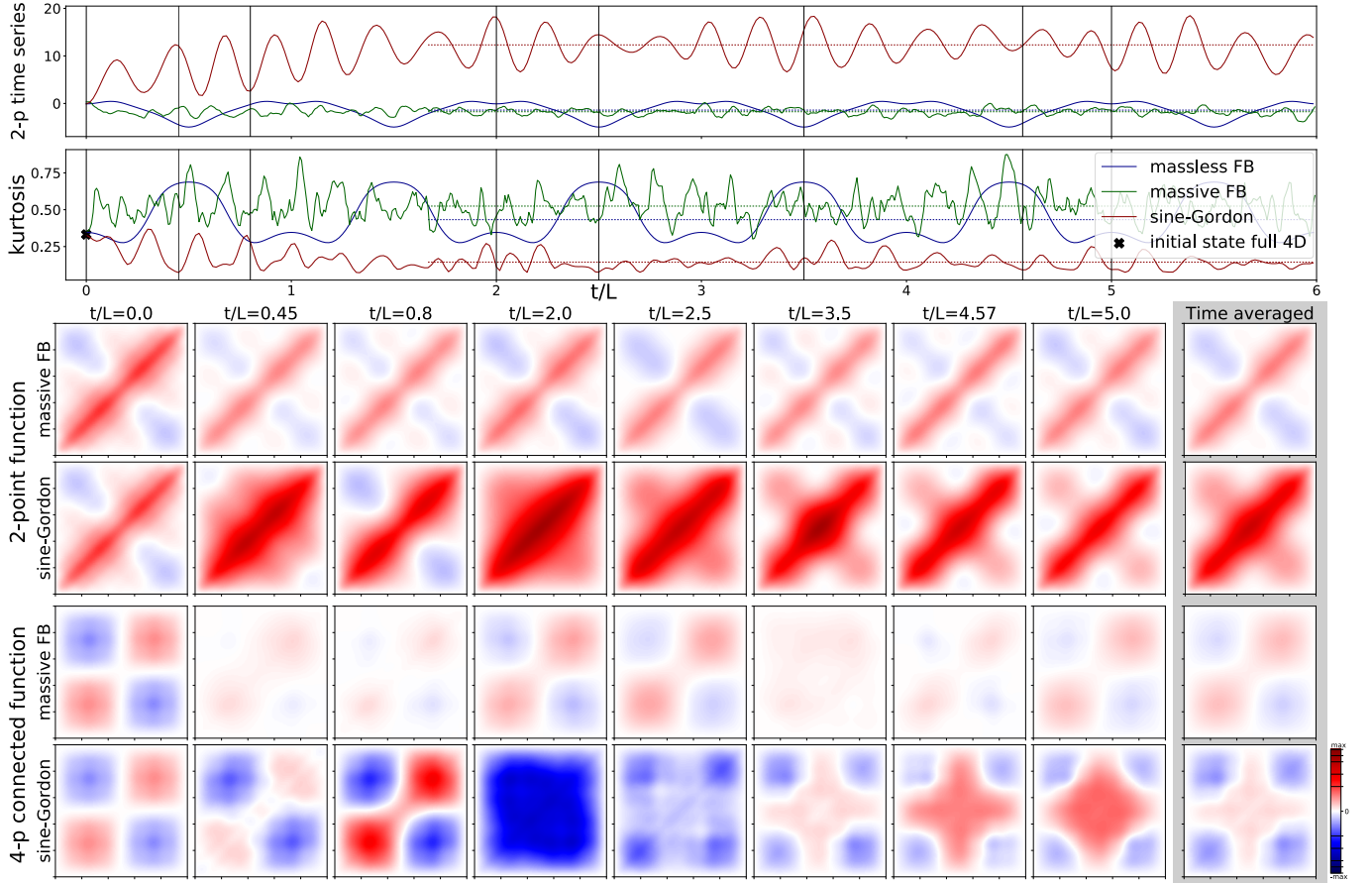


Figure 5. Time evolution of 2-p correlations $G^{(2)}(L/3, 2L/3; t)$ (top row), kurtosis (second row), and spatial density plots of 2-p correlations $G^{(2)}(x_1, x_2; t)$ and 4-p correlations $G_{\text{con}}^{(4)}(x_1, x_2, L/4, 3L/4; t)$ at various times t (bottom four rows) and time averaged (last column) after a quench starting from an excited state of the SGM (prequench interaction $\Delta_0 = 1/18$, postquench interaction $\Delta = 1/8$, initial state energy $\sim 0.73M$ above ground state, corresponding to 50% of the height of the cosine potential, $L = 30/M$). Correlations under massless and massive free boson dynamics (with mass matched to that of the first breather of the SGM) are plotted together for comparison. (Density plot axes correspond to x_1/L and x_2/L as in Figs. 2 and 4. For an animation of these data and technical details about the computation of the dynamics of the kurtosis, see the following url: <https://arxiv.org/src/1802.08696/anc/animation.mp4>.)

Supplementary Material

The sine-Gordon model spectrum

Mass spectrum - The action of the sine-Gordon model as a perturbed conformal field theory can be written as:

$$\mathcal{S}_{\text{SGM}} = \int_{-\infty}^{\infty} dt \int_0^L dx \left[\frac{1}{8\pi} \partial_\nu \varphi \partial^\nu \varphi + \mu : \cos \left(\frac{\beta}{\sqrt{4\pi}} \varphi \right) : \right] \quad (2)$$

where the semicolon denotes normal ordering of the free massless boson modes. The relation between the soliton mass M and the coupling parameter μ is [55]:

$$\mu = \kappa(\xi) M^{2/(\xi+1)}, \quad (3)$$

where the parameter ξ is defined as:

$$\xi = \frac{\beta^2}{8\pi - \beta^2} = \frac{\Delta}{1 - \Delta}, \quad (4)$$

with Δ the conformal weight of the vertex operator and the coupling-mass ratio $\kappa(\xi)$ is [55]:

$$\kappa(\xi) = \frac{2}{\pi} \frac{\Gamma\left(\frac{\xi}{\xi+1}\right)}{\Gamma\left(\frac{1}{\xi+1}\right)} \left[\frac{\sqrt{\pi}\Gamma\left(\frac{\xi+1}{2}\right)}{2\Gamma\left(\frac{\xi}{2}\right)} \right]^{2/(\xi+1)}. \quad (5)$$

In (2) we have used the rescaled field:

$$\phi =: \frac{1}{\sqrt{4\pi}} \varphi \quad (6)$$

and compactified it on a circle of radius R :

$$\varphi \sim \varphi + 2\pi R, \quad R = \frac{\sqrt{4\pi}}{\beta} = \sqrt{\frac{\xi+1}{2\xi}} = \frac{1}{\sqrt{2\Delta}} \quad (7)$$

to take into account the periodicity of the cosine potential. In the above the length of the system is L and we impose Dirichlet boundary conditions:

$$\varphi(0) = \varphi(L) = 0 \quad (8)$$

The SGM particle spectrum consists of solitons, anti-solitons and for $\xi < 1$ also breathers, i.e. soliton-antisoliton bound states. For a given ξ , there are $n = 1, 2, \dots < 1/\xi$ breathers with masses:

$$m_n = 2M \sin(n\pi\xi/2) \quad (9)$$

plotted as a function of the interaction $\Delta = \beta^2/(8\pi) = \xi/(\xi+1)$ in Fig. 6.

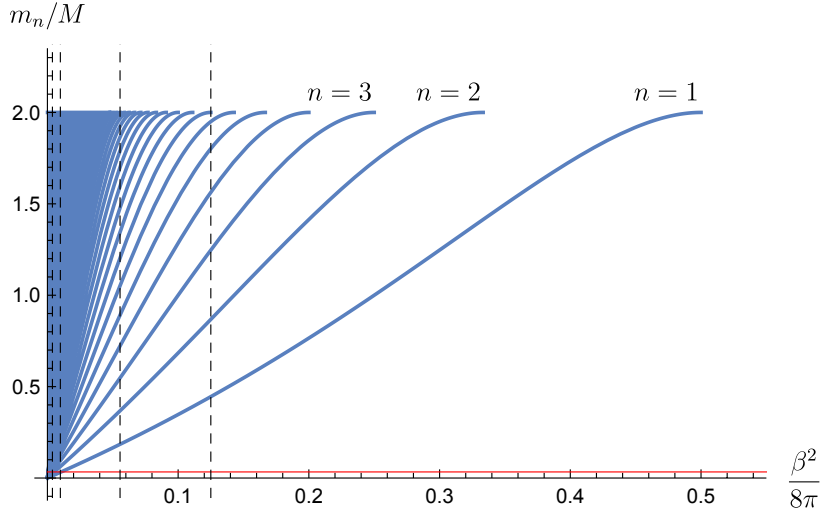


Figure 6. Breather masses m_n in units of soliton mass M as a function of interaction $\beta^2/(8\pi)$. Dashed vertical lines denote the values of interaction used for the numerics: from left to right $\frac{1}{260}, \frac{1}{100}, \frac{1}{18}$ and $\frac{1}{8}$. The horizontal line denotes the inverse system size $1/(ML) = 1/25$ for comparison.

Excitation level of states - Here we discuss in more detail the argument used in the main text to explain the behaviour of non-Gaussianity of the states investigated. For any state it is possible to express its excitation level compared to the potential using a single dimensionless quantity. The potential term of the SGM Hamiltonian is

$$- \int dx \frac{m^2}{\beta^2} \cos \beta \varphi \quad (10)$$

and for small β , the soliton mass is

$$M = \frac{8m}{\beta^2} \quad (11)$$

Assuming that the energy of the state relative to the ground state is given by χ

$$E - E_0 = \chi M \quad (12)$$

while the potential height in finite volume is

$$\Delta V = \frac{2m^2}{\beta^2} L \quad (13)$$

the relevant ratio is given by

$$\frac{E - E_0}{\Delta V} = \frac{\chi M}{\frac{2m^2}{\beta^2} L} = \frac{4\chi}{mL} \quad (14)$$

where m can be replaced with the first breather mass m_1 in the small β regime.

If this dimensionless quantity is small, the state is lying at the bottom of the potential, where it is effectively parabolic. Thus, the excitations in such a state are free massive phonons and non-Gaussianity is suppressed. This happens in the ground state and low-temperature states. On the contrary, if the dimensionless ratio is higher, of the order of 0.5, then the state experiences the full cosine potential, the excitations are solitons and breathers and the state can be highly non-Gaussian. This happens at intermediate temperatures and in the low-energy excited states. If the dimensionless ratio is even higher, that is much higher than 1, the cosine potential becomes insignificant and the system is effectively free - the excitations are free massless bosons and non-Gaussianity is again suppressed. This happens at high temperatures and in highly excited states.

Truncated Conformal Space Approach for the sine-Gordon correlation functions

In this section we explain the adaptation of the Truncated Conformal Space Approach (TCSA) to compute the correlation functions of the sine-Gordon model on a finite interval. The general idea of the TCSA is to write the theory of interest as the conformal part plus a relevant perturbation. Then, the Hamiltonian and the observables are expressed as matrices in the basis of the conformal part and a truncation at certain energy is introduced to keep the matrices finite. All the operators are expressed in the standard CFT notation of complex Euclidean spacetime coordinates $z = e^{\frac{\pi}{L}(\tau - ix)}$ and $\bar{z} = e^{\frac{\pi}{L}(\tau + ix)}$ with $\tau = it$ the imaginary time. However, the complex coordinates are introduced just to aid the computation of the matrix elements of the operators in the CFT basis. The TCSA time propagation in our work is always done in real time t and we use the Schrödinger picture in which all operators expressing fields and physical observables are time independent and only the states carry the time evolution. Therefore we can always use the expressions for the operators at $\tau = 0$.

Let us begin by introducing the vertex operator defined as [45]:

$$V_n(z, \bar{z}) = e^{i \frac{n}{R} \varphi(z, \bar{z})}. \quad (15)$$

With its help, we can write the sine-Gordon Hamiltonian as:

$$H_{\text{SGM}} := H_{\text{FB}} - \frac{\kappa(\xi)}{2} \left(\frac{\pi}{ML} \right)^{2\Delta} M^2 \int_0^L dx \left(V_1(e^{-i \frac{\pi}{L} x}, e^{i \frac{\pi}{L} x}) + V_{-1}(e^{-i \frac{\pi}{L} x}, e^{i \frac{\pi}{L} x}) \right) \quad (16)$$

where

$$H_{\text{FB}} = \frac{1}{8\pi} \int_0^L dx \left[(\partial_t \varphi)^2 + (\partial_x \varphi)^2 \right] \quad (17)$$

is the free massless boson Hamiltonian. The soliton mass M plays the role of energy or inverse length unit. The factor $(\frac{\pi}{ML})^{2\Delta}$ is the conformal scaling factor associated with the vertex operator when transforming from the strip of width L to the plane geometry and the corresponding scaling dimension is Δ [45].

The Hamiltonian (16) is already written in the TCSA form, where the free massless boson term represents the exactly solvable (conformal) part and the interaction term represents the relevant perturbation. In the following, we discuss the free massless boson Hilbert space, give the matrix elements of the operators used in the computation and explain how the TCSA simulation is done.

Free massless boson Hilbert space - The boson field φ satisfying Dirichlet boundary conditions takes the form [45]:

$$\varphi(x) = \varphi_0 - \frac{2\pi}{L} RWx + 2 \sum_{k \neq 0} \frac{a_k}{k} \sin(k\pi x/L). \quad (18)$$

For other boundary conditions (Neumann and periodic), φ_0 is an operator, which is divergent in itself and only its exponential is well defined. In the case of Dirichlet boundary conditions, φ_0 is a number corresponding to the $x = 0$ boundary value of the field and in our case $\varphi_0 = 0$. The operator W gives the difference of the field at the two ends of the interval; for the case of periodic boundary conditions its values are quantised and give the winding number of the compact scalar field, a.k.a. the topological charge carried by the solitonic excitations. For Dirichlet boundary conditions, different values of W correspond to distinct sectors consisting of a single Fock space. The case of two identical Dirichlet boundaries on the strip corresponds to $W = 0$.

We quantize the field using the following commutation relations:

$$[a_k, a_l] = k\delta_{k+l}. \quad (19)$$

From the vacuum state $|0\rangle$ that is defined by:

$$a_k |0\rangle = 0, \quad \text{for all } k > 0 \quad (20)$$

we can construct descendant states by acting with the creation operators $a_{-k} = a_k^\dagger$, a (nonnegative integer) number of times $r_k \geq 0$:

$$|\vec{r}\rangle = |r_1, r_2, \dots, r_k, \dots\rangle := \frac{1}{N_{\vec{r}}} \prod_{k=1}^{\infty} a_{-k}^{r_k} |0\rangle, \quad (21)$$

The normalization is given by:

$$N_{\vec{r}}^2 = \langle 0 | \prod_{k=1}^{\infty} a_k^{r_k} a_{-k}^{r_k} | 0 \rangle = \prod_{k=1}^{\infty} (r_k! k^{r_k}). \quad (22)$$

These states provide a basis of the $W = 0$ Fock space, that is the Hilbert space for our problem.

Matrix elements - To perform the TCSA, we have to compute in the free boson Hilbert space the matrix elements of all operators needed in the computation. This is done by preforming the algebra using the commutation relations (19). For a given pair of basis states of the $W = 0$ Fock space:

$$|\psi\rangle = |\vec{r}\rangle, \quad (23)$$

$$|\psi'\rangle = |\vec{r}'\rangle, \quad (24)$$

let us denote the corresponding matrix element of an operator O by:

$$O^{\psi', \psi} := \langle \psi' | O | \psi \rangle. \quad (25)$$

For the results presented in this work we need the following operators.

The free massless boson Hamiltonian for Dirichlet boundary conditions is diagonal with matrix elements:

$$H_{\text{FB}}^{\psi', \psi} = \frac{\pi}{L} \left(\sum_{k=1}^{\infty} k r_k - \frac{1}{24} \right) \delta_{\psi', \psi}. \quad (26)$$

The Hamiltonian of the massive free boson:

$$H_{\text{mFB}} = \frac{1}{8\pi} \int_0^L dx \left[(\partial_t \varphi)^2 + (\partial_x \varphi)^2 + m^2 \varphi^2 \right]. \quad (27)$$

has the following matrix elements:

$$H_{\text{mFB}}^{\psi', \psi} = \frac{\pi}{L} \left\{ \delta_{\psi', \psi} \left(\sum_{k=1}^{\infty} \left(1 + \frac{m^2 L^2}{2\pi^2 k^2} \right) k r_k - \frac{1}{24} \right) + \right. \\ \left. + \frac{m^2 L^2}{4\pi^2} \sum_{k=1}^{\infty} \left(\prod_{\substack{n=1 \\ n \neq k}}^{\infty} \delta_{r'_n, r_n} \right) \frac{1}{k^2} \left(\sqrt{r_k k} \sqrt{(r_k - 1)k} \delta_{r'_k + 2, r_k} + \sqrt{(r_k + 2)k} \sqrt{(r_k + 1)k} \delta_{r'_k - 2, r_k} \right) \right\}. \quad (28)$$

The expression for the vertex operator can be written in normal ordered form as [45]:

$$V_n(z, \bar{z}) = e^{iq\varphi(z, \bar{z})} = |z - \bar{z}|^{-q^2} : e^{iq\varphi(z, \bar{z})} : \quad (29)$$

where $q \equiv n/R$ with the value of the compactification radius R given in (7). Its matrix elements are:

$$V_n^{\psi', \psi} (e^{i\frac{\pi}{L}x}, e^{-i\frac{\pi}{L}x}) = N_{r'}^{-1} N_r^{-1} \left[2 \sin \left(\frac{\pi x}{L} \right) \right]^{-q^2} \prod_{k=1}^{\infty} \langle 0 | a_k^{r'_k} e^{-q \frac{a_{-k}}{k} (z^k - \bar{z}^k)} e^{q \frac{a_k}{k} (z^{-k} - \bar{z}^{-k})} a_{-k}^{r_k} | 0 \rangle, \quad (30)$$

with:

$$\langle 0 | a_k^{r'_k} e^{-q \frac{a_{-k}}{k} (z^k - \bar{z}^k)} e^{q \frac{a_k}{k} (z^{-k} - \bar{z}^{-k})} a_{-k}^{r_k} | 0 \rangle = \\ = \sum_{j'=0}^{\infty} \sum_{j=0}^{\infty} \frac{1}{j'! j!} \left(\frac{2q}{k} \right)^{j'+j} \left[\frac{\bar{z}^k - z^k}{2} \right]^{j'+j} \langle 0 | a_k^{r'_k} a_{-k}^{j'} a_k^j a_{-k}^{r_k} | 0 \rangle \quad (31)$$

and:

$$\langle 0 | a_k^{r'_k} a_{-k}^{j'} a_k^j a_{-k}^{r_k} | 0 \rangle = k^{j'+j} \binom{r'_k}{j'} \binom{r_k}{j} j'! j! (r_k - j)! k^{r_k - j} \delta_{r'_k - j', r_k - j} \Theta(r_k \geq j). \quad (32)$$

To get the matrix elements of the spatially integrated vertex operator that appears in the sine-Gordon Hamiltonian (16), the following relation is useful:

$$\int_0^\pi du [2 \sin(u)]^{-q^2} e^{-iku} = \frac{e^{-i\frac{\pi}{2}k\pi}}{(1 - q^2)B(\frac{1}{2}(2 - q^2 - k), \frac{1}{2}(2 - q^2 + k))}. \quad (33)$$

Here, $B(x, y) = \frac{\Gamma(x)\Gamma(y)}{\Gamma(x+y)}$ is the beta function.

Lastly the matrix elements of the φ operator are:

$$\varphi^{\psi', \psi}(x) = 2 \sum_{n=1}^{\infty} \left(\prod_{\substack{k=1 \\ k \neq n}}^{\infty} \delta_{r'_k, r_k} \right) \left(\sqrt{\frac{r_n}{n}} \delta_{r'_n + 1, r_n} + \sqrt{\frac{r_n + 1}{n}} \delta_{r'_n - 1, r_n} \right) \sin(n\pi x/L). \quad (34)$$

Thermal states and time evolution - The density matrix $\rho(H, T)$ that describes a thermal state of some Hamiltonian H at temperature T is given by:

$$\rho(H, T) = \frac{e^{-H/T}}{\text{tr}(e^{-H/T})}, \quad (35)$$

In order to construct a thermal density matrix, we first construct the TCSA form of H and then compute $\rho(H, T)$ numerically, using matrix exponentiation.

Similarly for the study of quench dynamics, the time evolution operator:

$$U(H, t) = e^{-iHt}. \quad (36)$$

corresponding to the chosen post-quench Hamiltonian H and time t after the quench, is computed numerically by matrix exponentiation.

Truncation effects and computational performance

Truncation - The TCSA simulation is done by representing the operators as numerical matrices (using the matrix elements computed above) and introducing a cutoff. This is done by keeping only those states in the Hilbert space whose energy (with respect to the free boson Hamiltonian (26)) is below the chosen cutoff value. In this way we keep the matrices finite. The number of states in the Hilbert space for a chosen cutoff:

$$\text{cutoff} := (kr_k)_{\max} \quad (37)$$

is given by the cumulative sum of the (combinatorial) partition function:

$$\#\text{states} = \sum_{n=0}^{\text{cutoff}} p(n). \quad (38)$$

The values relevant for this work are listed in the table I.

cutoff	#states
15	684
16	915
17	1212
18	1597
19	2087
20	2714
21	3506
22	4508

Table I. Number of states in the Hilbert space for the energy cutoff values used for the analysis in this work.

Truncation effects - Truncation effects originate from neglecting the contribution of modes above the cutoff energy. This means, on the one hand, that the highest spatial and temporal resolution we can achieve is restricted by the value of the energy cutoff, which plays also the role of a short-wavelength cutoff. On the other hand, since quantum dynamics is oscillatory and we have approximate values for the energy eigenvalues (therefore the oscillation frequencies), our time-series will eventually get out-of-phase after several oscillations, which restricts the longest time scale we can reach at a given cutoff. As in all spectral numerical methods, convergence for time-averaged values, amplitudes of oscillations and Fourier spectra is achieved much easier than for time-series data.

It should also be stressed that analogous effects are inevitably present in the experimental system [3, 4], since the SGM is only a low-energy approximation of the actual system. In such quantum gases the cutoff scale above which the approximation breaks down is determined by factors like the nonzero range of the effective inter-particle interaction, which induces nonlinearity in the dispersion relation of the bosonisation (density and phase) fields and violation of relativistic invariance at higher-energies. Therefore the challenge in comparing theory and experiment is precisely to disentangle such high-energy deviations from the low-energy physics.

There are several ways to determine the quality of our numerical data and the parameter ranges where the method is reliable. Expanding the states used in our computations in the free boson basis, one can examine the amplitudes versus the energies of the basis states and check whether they decrease to a sufficiently small value for states in the vicinity of the cutoff. Another way to verify the results is to plot the values of the observables (for example correlation function time-series) for different values of the cutoff and check that they have converged within a sufficiently low tolerance level. In our computation we used both approaches to verify that the TCSA is reliable for the observables and parameter values used in this work.

In addition to the above convergence tests, we have also performed a number of nontrivial tests of our numerics through comparison with known analytical results and with other numerical methods. First, we compared the TCSA energy spectrum with that predicted by integrability following the approach in [48]. Second, we compared the expectation value of the vertex one-point function $\langle \cos \beta \phi \rangle$ to integrability predictions. We computed this value at the middle of the box with Dirichlet boundary conditions for various values of the interaction β using the TCSA. For

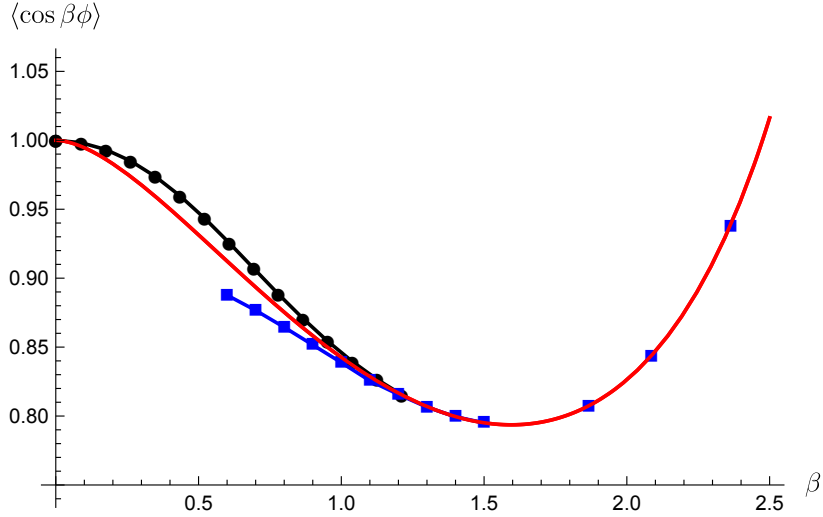


Figure 7. Comparison of $\langle \cos \beta \phi \rangle$ as a function of interaction β for three different types of states, computed by different methods: ground state in thermodynamically large system (red line) as given by the exact analytical formula of Lukyanov-Zamolodchikov [38], ground state in a finite system of length $L = 25$ with Dirichlet boundary conditions (black line and dots) computed from TCSA, ground state in a finite system of the same length with periodic boundary conditions (blue line and dots) computed numerically using the Non-Linear Integral Equation (NLIE) [56, 57]. The TCSA method gives reliable data for $\beta \lesssim 1.2$, while the NLIE method for $\beta \gtrsim 0.6$. The three lines converge for $\beta \gtrsim 1$ ($\Delta \gtrsim 0.04$), because for such interactions the mass of the lightest breather is sufficiently larger than (at least 3 times) the inverse system size, so that the system is practically in the thermodynamic limit (finite size effects and dependence on boundary conditions is negligible). This convergence provides a nontrivial verification for our numerics.

the ground state in an infinite size system, an analytical formula by Lukyanov-Zamolodchikov [38] is available. For the ground state value in a finite box with periodic boundary conditions one can use numerical data from the so-called Non-Linear Integral Equation [56, 57]. In Fig. 7 we plot together the results for these three different types of states as functions of the interaction. TCSA data converge well for all values of interaction $\beta \lesssim 1.2$ ($\Delta \lesssim 0.055$), while the NLIE converges for $\beta \gtrsim 0.6$. In the region $\beta \gtrsim 1$ ($\Delta \gtrsim 0.04$) where the correlation length is small enough compared to the system size so that finite size and boundary effects are negligible, all three methods give results that agree with each other very well. In order to benchmark the application of our numerical method to quench dynamics, we have also performed comparison with exact analytical results for the free massless and massive cases [58, 59] always observing good agreement. Analogous tests have been already performed successfully in the context of quenches in Ising field theory [60, 61] and other truncation-based methods applied to the study of quantum quenches [62–65].

Performance - The crucial steps of our TCSA simulation are the computation of the matrix elements of the Hamiltonians and the observables (for the selected ordering of the states (21) in the truncated Hilbert space), the diagonalization of the Hamiltonian to find the state of interest (or exponentiation in case of thermal states), the computation of the propagator over the chosen time step, the propagation of the state and the computation of expectation values of products of the observables (the correlators). All the steps apart from the last one are numerically cheap, since we only do them once (or once per time step in case of the propagation of the state). In particular, the matrices corresponding to the Hamiltonians and the observables can be computed once, saved to the hard drive and loaded when needed. The numerically most expensive step of the simulation is the computation of the correlation functions since we have to perform it (in each time step) as many times as the number of points in the grid with the chosen spatial resolution. For example, in our case, for the time evolution after a quench in each time step this amounts to $(2+2) \cdot 41 \times 41 \sim 6700$ matrix products for the 2-p correlators and $(2+4) \cdot 41 \times 41 \sim 10^4$ matrix products for the 4-p function, where the matrices are of the sizes given in table I. For the cutoff of 20 the computation of a quench normally takes between a couple of days and a week on our computational cluster. The computation is much faster if one needs the time series at just a chosen point and does not have to evolve the full grid.

The most expensive computation in this work is the computation of the kurtosis, where to compute the 4-p functions over the full 4D grid, we need to perform $(2+4) \cdot 21 \times 21 \times 21 \sim 10^6$ matrix products for each temperature and interaction. For this reason, the computation of the lines on Fig. 1 of the main text, take between a couple of weeks and a month. For the computation of the quench timeseries of the kurtosis, using the full 4D grid at all time steps

(~ 600) to perform the numerical integration would be extremely expensive, so we used instead a random sampling of 10^3 spatial points. The accuracy of this method was verified by comparison to the full 4D result at the initial and a couple of random times.

The memory usage is never an issue in our case, since because of performing so many matrix products, we are limited to the use of matrices of sufficiently small sizes that allow these operations to be performed fast enough. So the main resource needed is the processor power. One could further optimize the performance of the algorithm by taking into account the symmetries of the correlation functions.

Correlation functions

As explained in the main text, multipoint correlation functions provide important physical information for a quantum field theory. In this work we are computing two- and four-point ($N = 2, 4$) equal-time correlation functions:

$$G^{(N)}(x_1, x_2, \dots, x_N) = \langle \varphi(x_1) \varphi(x_2) \cdots \varphi(x_N) \rangle \quad (39)$$

where the expectation value is taken either in an equilibrium state (of some Hamiltonian H under consideration) or in time evolved states after a quench. Equilibrium states are either pure states $|\Psi\rangle$ (ground or excited states of H), in which case the expectation values are $\langle \dots \rangle = \langle \Psi | \dots | \Psi \rangle$ or mixed states ρ , like the thermal states we consider here, in which case $\langle \dots \rangle = \text{tr}(\dots \rho)$. In equilibrium states of the SGM all the odd order (odd N) correlation functions vanish, since the field (18) is odd under reflection ($\varphi(x) = -\varphi(-x)$) and the SGM Hamiltonian (2) is even ($H(\varphi) = H(-\varphi)$).

For the study of dynamics after a quench, the expectation value refers to the time evolved state:

$$|\Psi(t)\rangle = U(H, t)|\Psi\rangle = e^{-iHt}|\Psi\rangle \quad (40)$$

where $|\Psi\rangle$ is the quench initial state, that is an equilibrium (ground or excited) state of some Hamiltonian H_0 (the pre-quench Hamiltonian), and the time evolution operator $U(H, t) = e^{-iHt}$ corresponds to a different Hamiltonian H (the post-quench Hamiltonian). In the dynamical case, we often denote the time dependent correlation functions as $G^{(N)}(x_1, x_2, \dots, x_N; t)$. For the quenches considered here, the pre-quench Hamiltonian is the SGM Hamiltonian at some value of the interaction Δ_0 and we study initial states that are either excited states or the ground state. The post-quench Hamiltonian, on the other hand, is the SGM corresponding to a different value of the interaction Δ . For comparison, we also compute the quench dynamics of the same initial state under the free massless or massive Hamiltonian.

Connected correlation functions - If we are interested in studying only the genuine multiparticle interactions, we have to subtract from the full correlation function $G^{(N)}$ the contributions that come from lower order correlation functions (fewer particle collisions). One gets what is called the connected part of the correlation functions, which are essentially the joint cumulants of the fields in the state under consideration

$$G_{\text{con}}^{(N)}(x_1, x_2, \dots, x_N) = \sum_{\pi} \left[(|\pi| - 1)! (-1)^{|\pi|-1} \prod_{B \in \pi} \left\langle \prod_{i \in B} \varphi(x_i) \right\rangle \right]. \quad (41)$$

Here, π are all possible partitions of $\{1, 2, \dots, N\}$ into blocks B and i are elements of B . $|\pi|$ is the number of blocks in the partition. All the correlation functions can be taken at time t . If all connected correlations of order higher than two vanish, then Wick's theorem holds and the system is free (i.e. noninteracting).

In case of four-point functions and vanishing odd correlation functions, this formula simplifies to:

$$G_{\text{con}}^{(4)}(x_1, x_2, x_3, x_4) = G^{(4)}(x_1, x_2, x_3, x_4) - G^{(2)}(x_1, x_2)G^{(2)}(x_3, x_4) - G^{(2)}(x_1, x_3)G^{(2)}(x_2, x_4) - G^{(2)}(x_1, x_4)G^{(2)}(x_2, x_3). \quad (42)$$

Kurtosis - To estimate how close the states are to Gaussian, that is, to see the strength of interaction effects, we compute the kurtosis – the ratio between the integrated connected and full four-point correlation function [3]:

$$\mathcal{K} := \frac{\int dx_1 dx_2 dx_3 dx_4 |G_{\text{con}}^{(4)}(x_1, x_2, x_3, x_4)|}{\int dx_1 dx_2 dx_3 dx_4 |G^{(4)}(x_1, x_2, x_3, x_4)|} \approx \frac{\sum_{x_1, x_2, x_3, x_4} |G_{\text{con}}^{(4)}(x_1, x_2, x_3, x_4)|}{\sum_{x_1, x_2, x_3, x_4} |G^{(4)}(x_1, x_2, x_3, x_4)|}, \quad (43)$$

where in the last equality we used that in the numerical simulation the domain is discretised so the integral is approximated with a sum. For Gaussian states, \mathcal{K} vanishes, while a larger value of \mathcal{K} corresponds to a more strongly interacting system.

For the evaluation of the kurtosis one needs the 4-p correlated functions over the entire four dimensional grid of spatial positions. However, as explained in Section "Truncation effects and computational performance", this is computationally very expensive, so for quench time sequences (i.e. time evolved states) we used a random sampling method over a thousand points, checking at a few time slices that it correctly reproduces the kurtosis result obtained from the full grid. For the value of the kurtosis in the initial state of the quench shown in Fig. 5 of the main text and for the thermal state plot (Fig. 1 in the main text) we used the full 4D grid for the computation.

Quench from a ground state

In this section we present an interaction quench starting from the ground state of the SGM for $\Delta_0 = 1/18$ and quenching to $\Delta = 1/8$ which is shown in Fig. 8. For comparison, the energy of this initial state is $\sim 0.111 M$ above the post-quench ground state, while the energy of the excited state shown in Fig. 5 of the main text is $\sim 1.243 M$, that is about 10 times higher. In contrast to the case of quench starting from an excited initial state, studied in the main text, in the present case the quench dynamics is dominated by low energy modes, the leading one being the lowest lying second breather mode (due to parity invariance the odd states do not contribute).

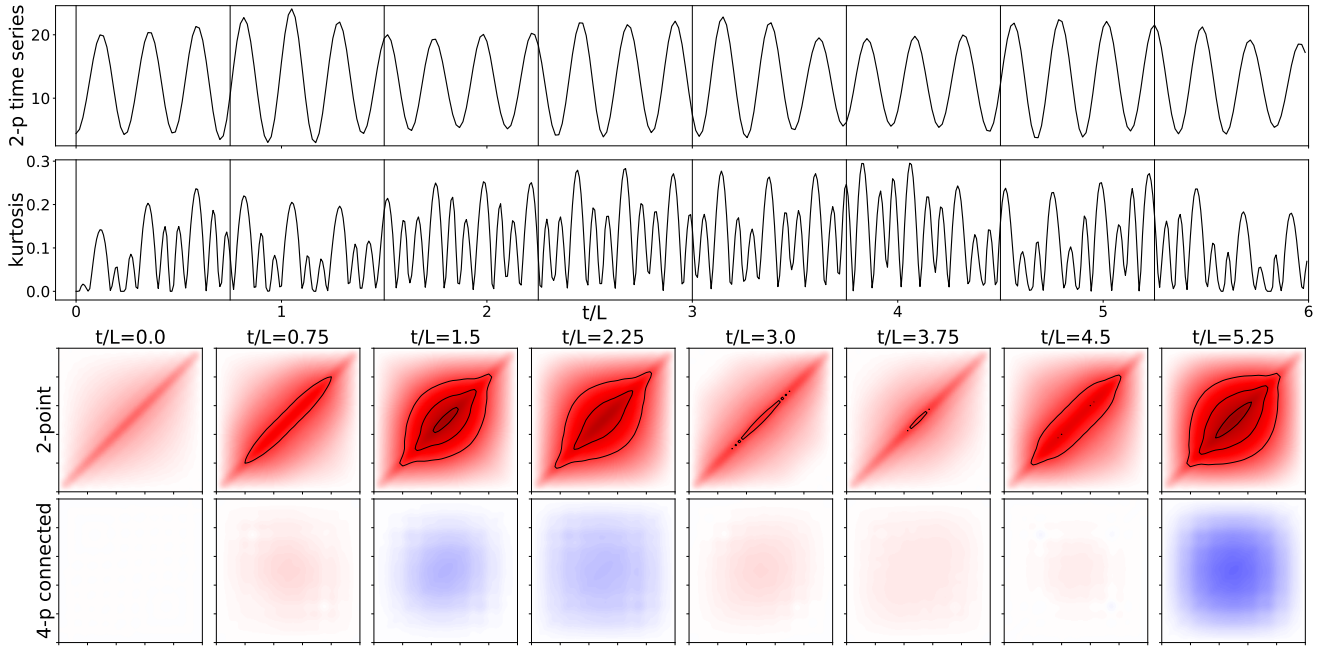


Figure 8. Time evolution of 2-p correlations $G^{(2)}(L/3, 2L/3; t)$ and the kurtosis (*top two rows*) and spatial density plots of 2-p correlations $G^{(2)}(x_1, x_2; t)$ and 4-p connected correlations $G_{\text{con}}^{(4)}(x_1, x_2, L/4, 3L/4; t)$ at various times t (*bottom two rows*) after an interaction quench starting from a ground state of the SGM (pre-quench interaction: $\Delta_0 = 1/18$, post-quench interaction: $\Delta = 1/8$, $L = 25/M$).

The Fourier spectrum of the time evolution of observables is determined by the post-quench excitations, which are multiparticle states with momenta quantised by the finite system size L . The complete set of equations that determine the energy levels can be found e.g. in [48]. Here we focus only on the dominant energy level which corresponds to the $n = 2$ breather moving with the lowest momentum $p(\theta) := m_2 \sinh \theta$ allowed by the Bethe Yang equations:

$$e^{2ip(\theta)L} R(\theta)^2 = +1 \quad (44)$$

where the second breather reflection factor for Dirichlet boundary conditions is [46, 66]:

$$R(\theta) = \frac{\left(\frac{1}{2}\right)_\theta \left(1 + \frac{\xi}{2}\right)_\theta \left(\frac{\xi}{2}\right)_\theta (1 + \xi)_\theta}{\left(\frac{1}{2} + \frac{\xi}{2}\right)_\theta^2 \left(\frac{1}{2} - \frac{\xi}{2}\right)_\theta^2 \left(\frac{3}{2} + \xi\right)_\theta \left(\frac{3}{2} + \frac{\xi}{2}\right)_\theta} \quad (45)$$

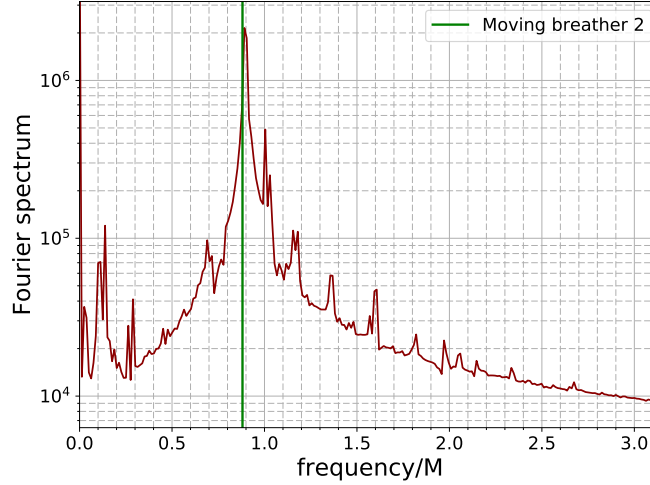


Figure 9. Fourier spectrum of the time dependence of the spatially integrated 2-p correlations after the ground state quench shown in Fig. 8.

and the notation

$$(x)_\theta := \frac{\sinh\left(\frac{\theta}{2} + \frac{i\pi x}{2}\right)}{\sinh\left(\frac{\theta}{2} - \frac{i\pi x}{2}\right)} \quad (46)$$

has been used. Note that static breathers are not present for Dirichlet boundary conditions. From these equations we find that the energy of this mode measured from the ground state is $\sim 0.881039 M$, which matches with the frequency of the dominant peak in the Fourier spectrum of 2-p correlations, shown in Fig. 9.

-
- [1] S. Weinberg, *The Quantum Theory of Fields*. Cambridge University Press, 1995.
 - [2] See Supplementary Material for details.
 - [3] T. Schweigler, V. Kasper, S. Erne, I. Mazets, B. Rauer, F. Cataldini, T. Langen, T. Gasenzer, J. Berges, and J. Schmiedmayer, “Experimental characterization of a quantum many-body system via higher-order correlations,” *Nature* **545** no. 7654, (2017) 323–326.
 - [4] T. Langen, S. Erne, R. Geiger, B. Rauer, T. Schweigler, M. Kuhnert, W. Rohringer, I. E. Mazets, T. Gasenzer, and J. Schmiedmayer, “Experimental observation of a generalized Gibbs ensemble,” *Science* **348** no. 6231, (2015) 207–211.
 - [5] M. A. Cazalilla, R. Citro, T. Giamarchi, E. Orignac, and M. Rigol, “One dimensional bosons: From condensed matter systems to ultracold gases,” *Reviews of Modern Physics* **83** no. 4, (2011) 1405–1466.
 - [6] F. D. M. Haldane, “‘Luttinger liquid theory’ of one-dimensional quantum fluids. I. Properties of the Luttinger model and their extension to the general 1D interacting spinless Fermi gas,” *Journal of Physics C: Solid State Physics* **14** no. 19, (1981) 2585–2609.
 - [7] V. Mastropietro and D. C. Mattis, *Luttinger Model: The First 50 Years and Some New Directions (Series on Directions in Condensed Matter Physics)*. World Scientific Publishing Company, 2013.
 - [8] F. S. Cataliotti, S. Burger, C. Fort, P. Maddaloni, F. Minardi, A. Trombettoni, A. Smerzi, and M. Inguscio, “Josephson Junction Arrays with Bose-Einstein Condensates,” *Science* **293** no. 5531, (2001) 843–846.
 - [9] V. Gritsev, E. Altman, E. Demler, and A. Polkovnikov, “Full quantum distribution of contrast in interference experiments between interacting one-dimensional Bose liquids,” *Nature Physics* **2** no. 10, (2006) 705–709.
 - [10] V. Gritsev, E. Demler, M. Lukin, and A. Polkovnikov, “Spectroscopy of Collective Excitations in Interacting Low-Dimensional Many-Body Systems Using Quench Dynamics,” *Physical Review Letters* **99** no. 20, (2007) 200404.
 - [11] V. Gritsev, A. Polkovnikov, and E. Demler, “Linear response theory for a pair of coupled one-dimensional condensates of interacting atoms,” *Physical Review B* **75** no. 17, (2007) 174511.
 - [12] M. Pigneur, T. Berrada, M. Bonneau, T. Schumm, E. Demler, and J. Schmiedmayer, “Relaxation to a phase-locked equilibrium state in a one-dimensional bosonic Josephson junction,” *Physical Review Letters* **120** no. 17, (Apr, 2018) 173601.
 - [13] D. J. Amit, Y. Y. Goldschmidt, and S. Grinstein, “Renormalisation group analysis of the phase transition in the 2D

- Coulomb gas, Sine-Gordon theory and XY-model,” *Journal of Physics A: Mathematical and General* **13** no. 2, (1980) 585–620.
- [14] V. E. Korepin and L. D. Faddeev, “Quantization of solitons,” *Theoretical and Mathematical Physics* **25** no. 2, (1975) 1039–1049.
- [15] L. Faddeev and V. Korepin, “Quantum theory of solitons,” *Physics Reports* **42** no. 1, (1978) 1–87.
- [16] T. Giamarchi, *Quantum Physics in One Dimension*. Oxford University Press, 2003.
- [17] F. H. Essler and R. M. Konik, “Applications of Massive Integrable Quantum Field Theories to Problems in Condensed Matter Physics,” in *From Fields to Strings: Circumnavigating Theoretical Physics*, pp. 684–830. World Scientific, 2005.
- [18] V. P. Yurov and A. B. Zamolodchikov, “Truncated Conformal Space Approach to scaling Lee-Yang model,” *International Journal of Modern Physics A* **05** no. 16, (1990) 3221–3245.
- [19] M. Lässig, G. Mussardo, and J. L. Cardy, “The scaling region of the tricritical Ising model in two dimensions,” *Nuclear Physics B* **348** no. 3, (1991) 591–618.
- [20] V. Yurov and A. Zamolodchikov, “Truncated-fermionic-space approach to the critical 2d Ising model with magnetic field,” *International Journal of Modern Physics A* **06** no. 25, (1991) 4557–4578.
- [21] G. Feverati, F. Ravanini, and G. Takács, “Truncated conformal space at $c = 1$, nonlinear integral equation and quantization rules for multi-soliton states,” *Physics Letters B* **430** no. 3-4, (1998) 264–273.
- [22] M. Hogervorst, S. Rychkov, and B. C. van Rees, “Truncated conformal space approach in d dimensions: A cheap alternative to lattice field theory?,” *Physical Review D* **91** no. 2, (2015) 025005.
- [23] G. Feverati, F. Ravanini, and G. Takács, “Non-linear integral equation and finite volume spectrum of sine-Gordon theory,” *Nuclear Physics B* **540** no. 3, (1999) 543–586.
- [24] G. Fehér and G. Takács, “Sine-Gordon form factors in finite volume,” *Nuclear Physics B* **852** no. 2, (2011) 441–467.
- [25] K. Damle and S. Sachdev, “Universal Relaxational Dynamics of Gapped One-Dimensional Models in the Quantum Sine-Gordon Universality Class,” *Physical Review Letters* **95** no. 18, (2005) 187201.
- [26] S. Beck, I. E. Mazets, and T. Schweigler, “A Non-Perturbative Method to compute Thermal Correlations in One-Dimensional Systems,” [arXiv:1712.01190](https://arxiv.org/abs/1712.01190).
- [27] S. Beck, I. E. Mazets, and T. Schweigler, “Nonperturbative method to compute thermal correlations in one-dimensional systems,” *Physical Review A* **98** no. 2, (2018) 023613.
- [28] B. Bertini, D. Schuricht, and F. H. L. Essler, “Quantum quench in the sine-Gordon model,” *Journal of Statistical Mechanics: Theory and Experiment* **2014** no. 10, (2014) P10035.
- [29] L. Foini and T. Giamarchi, “Nonequilibrium dynamics of coupled Luttinger liquids,” *Physical Review A* **91** no. 2, (2015) 023627.
- [30] L. Foini and T. Giamarchi, “Relaxation dynamics of two coherently coupled one-dimensional bosonic gases,” *The European Physical Journal Special Topics* **226** no. 12, (2017) 2763–2774.
- [31] L. Foini, A. Gambassi, R. Konik, and L. F. Cugliandolo, “Measuring effective temperatures in a generalized Gibbs ensemble,” *Physical Review E* **95** no. 5, (2017) 052116.
- [32] J. D. Nardis, M. Panfil, A. Gambassi, R. Konik, L. Cugliandolo, and L. Foini, “Probing non-thermal density fluctuations in the one-dimensional Bose gas,” *SciPost Physics* **3** no. 3, (2017) 023.
- [33] M. Kormos and G. Zaránd, “Quantum quenches in the sine-Gordon model: A semiclassical approach,” *Physical Review E* **93** no. 6, (2016) 062101.
- [34] C. P. Moca, M. Kormos, and G. Zaránd, “Hybrid Semiclassical Theory of Quantum Quenches in One-Dimensional Systems,” *Physical Review Letters* **119** no. 10, (2017) 100603.
- [35] A. B. Zamolodchikov and A. B. Zamolodchikov, “Factorized S-matrices in two dimensions as the exact solutions of certain relativistic quantum field theory models,” *Annals of Physics* **120** no. 2, (1979) 253–291.
- [36] R. F. Dashen, B. Hasslacher, and A. Neveu, “Particle spectrum in model field theories from semiclassical functional integral techniques,” *Physical Review D* **11** no. 12, (1975) 3424–3450.
- [37] A. B. Zamolodchikov, “Exact two-particle S-matrix of quantum sine-Gordon solitons,” *Communications in Mathematical Physics* **55** no. 2, (1977) 183–186.
- [38] S. Lukyanov and A. Zamolodchikov, “Exact expectation values of local fields in the quantum sine-Gordon model,” *Nuclear Physics B* **493** no. 3, (1997) 571–587.
- [39] F. A. Smirnov, *Form Factors in Completely Integrable Models of Quantum Field Theory (Advanced Series in Mathematical Physics)*. World Scientific Pub Co Inc, 1992.
- [40] A. LeClair and G. Mussardo, “Finite temperature correlation functions in integrable QFT,” *Nuclear Physics B* **552** no. 3, (1999) 624–642.
- [41] B. Pozsgay, “Mean values of local operators in highly excited Bethe states,” *Journal of Statistical Mechanics: Theory and Experiment* **2011** no. 01, (2011) P01011.
- [42] F. Buccheri and G. Takács, “Finite temperature one-point functions in non-diagonal integrable field theories: the sine-Gordon model,” *Journal of High Energy Physics* **2014** no. 3, (2014) 026.
- [43] D. Fioretto and G. Mussardo, “Quantum quenches in integrable field theories,” *New Journal of Physics* **12** no. 5, (2010) 055015.
- [44] A. C. Cubero and D. Schuricht, “Quantum quench in the attractive regime of the sine-Gordon model,” *Journal of Statistical Mechanics: Theory and Experiment* **2017** no. 10, (2017) 103106.
- [45] P. D. Francesco, P. Mathieu, and D. Sénéchal, *Conformal Field Theory*. Springer New York, 1997.
- [46] S. Ghoshal and A. Zamolodchikov, “Boundary S-Matrix and Boundary State in Two-Dimensional Integrable Quantum Field Theory,” *International Journal of Modern Physics A* **09** no. 21, (1994) 3841–3885.

- [47] Z. Bajnok, L. Palla, and G. Takács, “Boundary states and finite size effects in sine-Gordon model with Neumann boundary condition,” *Nuclear Physics B* **614** no. 3, (2001) 405–448.
- [48] Z. Bajnok, L. Palla, and G. Takács, “Finite size effects in boundary sine-Gordon theory,” *Nuclear Physics B* **622** no. 3, (2002) 565–592.
- [49] J. M. Deutsch, “Quantum statistical mechanics in a closed system,” *Physical Review A* **43** no. 4, (1991) 2046–2049.
- [50] M. Srednicki, “Chaos and quantum thermalization,” *Physical Review E* **50** no. 2, (1994) 888–901.
- [51] M. Rigol and M. Srednicki, “Alternatives to Eigenstate Thermalization,” *Physical Review Letters* **108** no. 11, (2012) 110601.
- [52] J. von Neumann, “Beweis des Ergodensatzes und des H-Theorems in der neuen Mechanik,” *Zeitschrift für Physik* **57** no. 1-2, (1929) 30–70.
- [53] J. von Neumann, “Proof of the ergodic theorem and the H-theorem in quantum mechanics,” *The European Physical Journal H* **35** no. 2, (2010) 201–237.
- [54] C. Gogolin and J. Eisert, “Equilibration, thermalisation, and the emergence of statistical mechanics in closed quantum systems,” *Reports on Progress in Physics* **79** no. 5, (2016) 056001.
- [55] A. B. Zamolodchikov, “Mass scale in the sine-Gordon model and its reductions,” *International Journal of Modern Physics A* **10** no. 08, (1995) 1125–1150.
- [56] A. Klumper, M. T. Batchelor, and P. A. Pearce, “Central charges of the 6- and 19-vertex models with twisted boundary conditions,” *Journal of Physics A: Mathematical and General* **24** no. 13, (1991) 3111–3133.
- [57] C. Destri and H. J. de Vega, “New thermodynamic Bethe ansatz equations without strings,” *Physical Review Letters* **69** no. 16, (1992) 2313–2317.
- [58] P. Calabrese and J. Cardy, “Time Dependence of Correlation Functions Following a Quantum Quench,” *Physical Review Letters* **96** no. 13, (Apr, 2006) 136801.
- [59] P. Calabrese and J. Cardy, “Quantum quenches in extended systems,” *Journal of Statistical Mechanics: Theory and Experiment* **2007** no. 06, (Jun, 2007) P06008.
- [60] T. Rakovszky, M. Mestyán, M. Collura, M. Kormos, and G. Takács, “Hamiltonian truncation approach to quenches in the Ising field theory,” *Nuclear Physics B* **911** (Oct, 2016) 805–845.
- [61] K. Hódsági, M. Kormos, and G. Takács, “Quench dynamics of the Ising field theory in a magnetic field,” [arXiv:1803.01158](https://arxiv.org/abs/1803.01158).
- [62] J.-S. Caux and R. M. Konik, “Constructing the Generalized Gibbs Ensemble after a Quantum Quench,” *Physical Review Letters* **109** no. 17, (Oct, 2012) 175301.
- [63] A. J. A. James and R. M. Konik, “Quantum quenches in two spatial dimensions using chain array matrix product states,” *Physical Review B* **92** no. 16, (Oct, 2015) 161111.
- [64] G. P. Brandino, J.-S. Caux, and R. M. Konik, “Glimmers of a Quantum KAM Theorem: Insights from Quantum Quenches in One-Dimensional Bose Gases,” *Physical Review X* **5** no. 4, (Dec, 2015) 041043.
- [65] N. J. Robinson, J.-S. Caux, and R. M. Konik, “Motion of a Distinguishable Impurity in the Bose Gas: Arrested Expansion Without a Lattice and Impurity Snaking,” *Physical Review Letters* **116** no. 14, (Apr, 2016) 145302.
- [66] S. Ghoshal, “Bound State Boundary S-matrix of the sine-Gordon Model,” *International Journal of Modern Physics A* **09** no. 27, (1994) 4801–4810.