

# New regime of plasma wake field acceleration in the extreme blowout regime

David Tsiklauri

*School of Physics and Astronomy, Queen Mary University of London, London, E1 4NS, United Kingdom*

Three dimensional particle in cell simulations are used for studying proton driven plasma wake-field acceleration that uses a high-energy proton bunch to drive a plasma wake-field for electron beam acceleration. A new parameter regime was found which generates essentially constant electric field that is three orders magnitudes larger than that of AWAKE design, i.e. of the order of  $2 \times 10^3$  GV/m. This is achieved in the the extreme blowout regime, when number density of the driving proton bunch exceeds plasma electron number density 100 times.

AWAKE is a new particle acceleration experiment currently being built at CERN [1]. The aim of AWAKE is to find a new design for future generation high energy particle accelerators. This is the first proton driven plasma wake-field acceleration experiment, which will use a high-energy proton bunch to drive a plasma wake-field for electron beam acceleration. A 400 GeV/c proton beam will be extracted from the CERN Super Proton Synchrotron, SPS, and utilized as a drive beam for wake fields in a 10 m long plasma cell to accelerate electrons with amplitudes up to the GV/m level [1]. The plasma acceleration based on laser wake field acceleration originates from a paper by Tajima and Dawson [2]. The two known possibilities for creation of the plasma wake are: a laser or an electron bunch. Accordingly, they are known as laser wake field acceleration (LWFA) and the latter as plasma wake field acceleration (PWFA). A good progress in PWFA has been made both in experiment and theory [3–10]. Further, Ref.[11] reviews the complexities of laser-plasma interactions to underline the unique and extraordinary possibilities that the laser ion source offers. The considered effects in Ref.[11] include keV and MeV ion generation, nonlinear (ponderomotive) forces, self-focusing, resonances and hot electrons, parametric instabilities, double-layer effects, and the few ps stochastic pulsation (stuttering). Ref.[12] showed that an energy gain of more than 42 GeV can be achieved in a plasma wakefield accelerator of 85 cm length, driven by a 42 GeV electron beam at the Stanford Linear Accelerator Center (SLAC). It was shown that the results are in excellent agreement with the predictions of three-dimensional particle-in-cell simulations. It was found that most of the beam electrons lose energy to the plasma wave, but some electrons in the back of the same beam pulse are accelerated with a field of  $52 \text{ GVm}^{-1}$ . This effectively doubles their energy, producing the energy gain of the 3-km-long SLAC accelerator in less than a metre for a small fraction of the electrons in the injected bunch. Ref.[12] was an important step towards demonstrating the viability of plasma accelerators for high-energy physics applications. Ref.[13] gives an exciting, general overview of both plasma and laser wakefield acceleration. Ref.[14] is a good reference source for the field of high-intensity and high-plasma-density laser-plasma interaction. It summarizes past advances and opens insights into the future. The book covers the essentials from a single par-

ticle to dense fluids, and from computational physics to applications for fusion energy or hadron cancer therapy. Topic such as Advanced Laser Acceleration of Electrons, Ultra-fast Acceleration of Plasma Blocks by the Nonlinear Force, Laser-Driven Fusion with Nanosecond Pulses, Laser-Driven Fusion Energy with Picosecond Pulses for Block Ignition are covered in depth. It is interesting to note the idea of so-called beat-wave accelerator, in which a longitudinal resonance field produced in a plasma by the beating of two laser beams can accelerate electrons by  $\simeq 1 \text{ GeV m}^{-1}$ . However, this and other types of laser accelerators involving plasmas encounter problems such as instabilities, self-focusing, de-tuning and the appearance of internal electric fields and double layers, which appear to limit the energy to a few MeV. To overcome these difficulties, Ref.[15] proposed a laser accelerator system that does not require a plasma, in which charged particles are accelerated by nonlinear forces towards minima in a field created by two collinear laser beams, and the laser intensity gradients are moved in phase with the accelerated particles by electro-optical modulation of the frequency and/or phase of the beams. With sufficiently high laser powers, electrons from conventional accelerators could be further accelerated by as much as  $6 \text{ GeV m}^{-1}$ . Ref.[16] recently suggested a new scheme of plasma block acceleration based upon the interaction between double targets and an ultra-intense linearly polarized laser pulse with intensity  $I \simeq 10^{22} \text{ W cm}^{-2}$ . The work was carried out via two-dimensional particle-in-cell simulations. The targets used were composed of a pre-target of low-density aluminum plasma and an overdense main-target of hydrogen plasma. Through intensive parameter optimization, authors of Ref.[16] have observed highly efficient plasma block accelerations with a monochromatic proton beam peaked at GeVs. They suggest that the mechanism can be attributed to the enhancement of the charge separation field due to the properly selected pre-target.

The main focus of recent research in the PWFA has been creation of a constant (essentially spatially flat) electric field of the wake. The significant new contribution of the present work is to use fully-kinetic, electromagnetic, 3D PIC simulation to perform scan of the parameter space, e.g. (i) varying density of the proton beam; (ii) considering proton bunches both localized and flat in the transverse y- and z- directions (here we only show the best results for the flat, essentially, 1D beam);

(iii) altering proton bunches' energy, thus finally establishing a new parameter regime. The new regime generates essentially constant electric field (which results in monoenergetic electron beam of high quality, with small energy spread) three orders magnitudes higher than that of AWAKE design, i.e. of the order of  $2 \times 10^3$  GV/m. This is achieved in the extreme blowout regime, namely when number density of the driving proton bunch exceeds plasma electron number density 100 times. The main purpose of this work is to trigger an interest of PWFA acceleration experimental community to repeat this new regime in their *experiments* to prove its existence. Our *numerical* experiments suggest such new regime is possible.

## I. THE MODEL AND RESULTS

We used EPOCH, a fully electromagnetic (EM), relativistic PIC code [17] for the simulation. EPOCH is available for download from <https://cfssa-pmw.warwick.ac.uk>. The mass ratio is set  $m_p/m_e = 1836.153$  for protons and  $m_i/m_e = 85 \times 1836.153$  for rubidium vapor plasma. The plasma temperature is set as twice the ionization temperature of rubidium i.e.  $T = 2 \times 4.177[\text{eV}] \times 11604.505 = 96944$  K. Background plasma number density is set at  $n_e = n_i = 7 \times 10^{20} \text{ m}^{-3}$ , which lies within the AWAKE experiment range  $n_e = n_i = 10^{20} - 10^{21} \text{ m}^{-3}$ . The boundary conditions are periodic. Choice of boundary conditions is not essential because simulation domain is long enough, such that the bunches never reach the boundary.

The simulations domain has  $n_x = 4096$  grid cells in x-direction. In y- and z- directions we have 24 grid cells in each direction. In all directions, we fix grid size  $\Delta$  as Debye length ( $\lambda_D$ ) times appropriate factor (10), i.e.  $\Delta = 10\lambda_D$ . Here  $\lambda_D = v_{th,e}/\omega_{pe}$  denotes the Debye length with  $v_{th,e} = \sqrt{k_B T/m_e}$  being electron thermal speed and  $\omega_{pe}$  electron plasma frequency. Here the relevant spatial scale is electron inertial length,  $c/\omega_{pe}$ , which is resolved with 25 grid points, i.e.  $(c/\omega_{pe})/\Delta = 24.7 \approx 25$ . This provides a good resolution as the total energy error never exceeds  $\approx 0.004\%$ .

At  $t = 0$ , the driving proton and trailing electron bunches have the number densities as follows:

$$n_D(x) = A_D n_0 \exp \left[ -\frac{(x - 15.0c/\omega_{pe})^{16}}{(5.0c/\omega_{pe})^{16}} \right], \quad (1)$$

$$n_T(x) = A_T n_0 \exp \left[ -\frac{(x - 7.5c/\omega_{pe})^{16}}{(c/\omega_{pe})^{16}} \right], \quad (2)$$

$A_D = 100$  and  $A_T = 1$  are the bunch amplitudes in units of  $n_0$ . We set  $p_x = p_0 = \gamma m_e 0.9999c \text{ kg m s}^{-1}$  (note that  $p_x/(m_e c) = 70.7$ , i.e.  $\gamma = 70.7$ ), which corresponds to an initial energy of  $E_0 = \gamma m_e c^2 = 36.1$  MeV for electrons. For protons the initial energy is  $E_0 = \gamma m_p c^2 = 66.3$  GeV. In the simulation there are four plasma species

present: background electrons and rubidium ions, plus driving proton and trailing electron bunches. In the numerical runs there are 50 particles per cell for each of the four species. i.e. total of  $4096 \times 24 \times 24 \times 50 = 117964800$  per each species. The numerical takes about 16 hours on 128 cores using Intel Xeon E5-2683V3 (Broadwell) processors with 256GB of RAM and Mellanox ConnectX-4 EDR Infiniband Interconnect.

Fig.1 top row, panels (a-c), shows electric field x-component at different time instants corresponding to 1/5th, half and the final simulations times. We see that as the proton bunch moves in plasma, it generates a wake of strength  $-2.5 \times 10^{12} \text{ V/m}$ . This is three orders magnitudes larger than that of AWAKE design, i.e. of the order of  $2 \times 10^3$  GV/m. Commensurate plots in panels Fig.1(d-f) show that trailing electron bunch remains always in the region of nearly flat (constant) negative electric field and hence is vigorously accelerated. Also, Fig.1(d-f) shows that the both bunches stay intact by the end simulation time of  $t\omega_{pe} = 140$ . We see from panels Fig.1(g-i) the electric field x-component time evolution, but now shown for the entire simulation domain at the same times. Note that x-coordinate is different in panels (a-f) because we use a window which follows the bunch with speed  $v_b = 0.9999c$ .

There are two effects that work against an efficient electron acceleration: (i) depletion of either driving laser pulse or proton bunch and (ii) de-phasing of the trailing electron bunch from the negative electrostatic plasma wake. Only negative electric field can accelerate the electrons. The positive one causes deceleration. Comparing panels (a-c) to panels (d-f) in Fig.1 we see that trailing bunch is co-spatial with negative  $E_x$ . Thus driving bunch will be decelerating, because it gives off energy to generate the wake, while trailing bunch accelerating, because of sign of  $E_x$ .

In Fig.2 we plot background electron (a), rubidium (background plasma) ion (b), trailing electron bunch (c) and driving proton bunch (d) distribution functions, at different times in different colors: open diamonds correspond to  $t = 0$ , while blue and red curves to the half and the final simulations times, respectively. On x-axis the momenta are quoted in the units of relevant species mass times the speed of light i.e.  $[m_e c]$ ,  $[m_i c]$  or  $[m_p c]$  as appropriate. At the top of panels (c) and (d), to guide the eye, the energies are stated in GeV with red numbers. We gather from panel (a) that background electrons develop broad peaks for positive momenta. In panel (b) we see that background plasma rubidium ions also develop broad tails. Panel (c) shows that by the end of simulation the trailing bunch gains energy to 60 GeV (red curve), starting from initial 36.1 MeV. Panel (d) shows that by the end of simulation the driving proton bunch loses energy from 66 GeV down to 3.6 GeV (red curve). This demonstrates that trailing electron bunch acceleration is due to deceleration of driving proton bunch. Similar conclusion follows from the dynamics of different kinds of energies, shown in Fig.3.

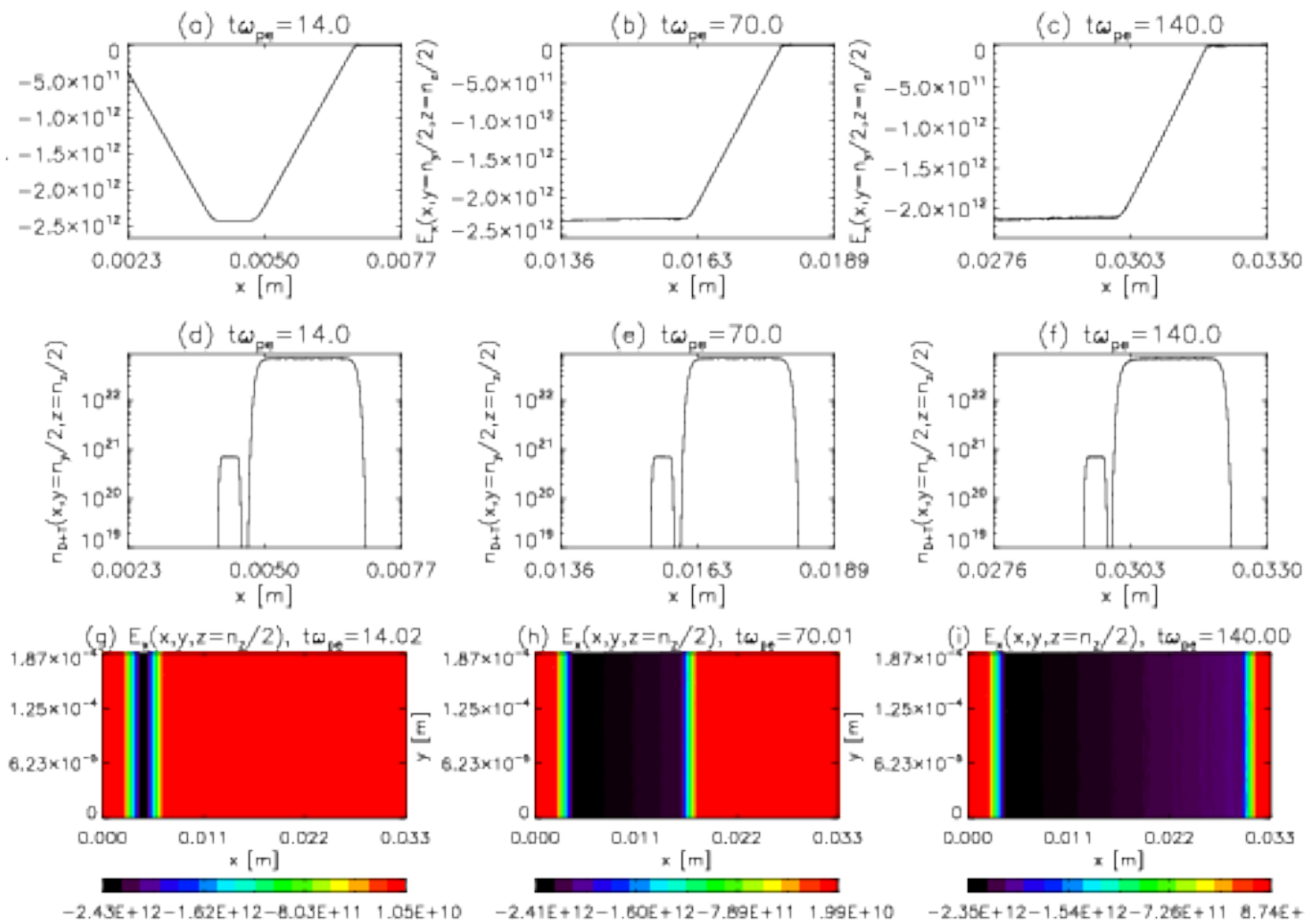


FIG. 1: (a-c) electric field x-component profile in x-direction,  $E_x(x, y = n_y/2, z = n_z/2)$ , at the middle of the simulation domain in y- and z-, at different time instants corresponding to 1/5th, half and the final simulations times. (d-f) log normal plot of driving proton bunch plus electron trailing bunch number densities at the same times. (g-i) electric field x-component but now for entire simulation domain at the same times. The fields are quoted in V/m and time at the top of each panel is in  $\omega_{pe}$ . Note that x-coordinate is different in panels (a-f) because we use a window which follows the bunch with speed  $v_b = 0.9999c$ .

In Fig.3 panel (a) solid and dashed curves respectively are the total (particles plus EM fields) and only particle energies, normalized on their initial values. Panel (b) shows EM field energy, normalized on its final simulation time value. Because at  $t = 0$  all EM fields are zero, hence initial EM field energy cannot be used for normalization. The total normalized energy stays constant and is approximately unity. Its maximal deviation from unity is 0.00004 i.e. 0.004% is due to numerical heating and numerical dissipation (due to finite differencing). The particle energy decreases by 42 percent. The particle energy decreases because of deceleration of driving bunch which then generates plasma wake – the relativistic Langmuir waves, which are then absorbed by the trailing bunch. We see from panel (b) that EM field energy normalized to its final simulation time value increases, due to the decrease of particle energy in panel (a), so that the total energy stays constant within the error margin of 0.004%.

To summarize, 3D particle in cell simulations were car-

ried out to study proton-driven plasma wake-field acceleration that uses a high-energy proton bunch to drive a plasma wake-field for electron beam acceleration. A new parameter regime was found which generates essentially constant electric field three orders magnitudes larger than that of AWAKE design, i.e. of the order of  $2 \times 10^3$  GV/m. This is achieved in the extreme blowout regime, when number density of the driving proton bunch exceeds plasma electron number density 100 times. By the time of 140 plasma periods trailing bunch gains energy to 60 GeV, starting from initial 36.1 MeV. The described in this work set up seems to provide the most efficient electron acceleration. Other runs (not shown here) such as:

- (i) less dense proton beam (e.g.  $A_D = 10$  as opposed to  $A_D = 100$  considered here),
- (ii) bunches localized in the transverse y- and z- directions,
- (ii) bunches with higher  $v_b$  (e.g.  $v_b = 0.999999c$  as op-

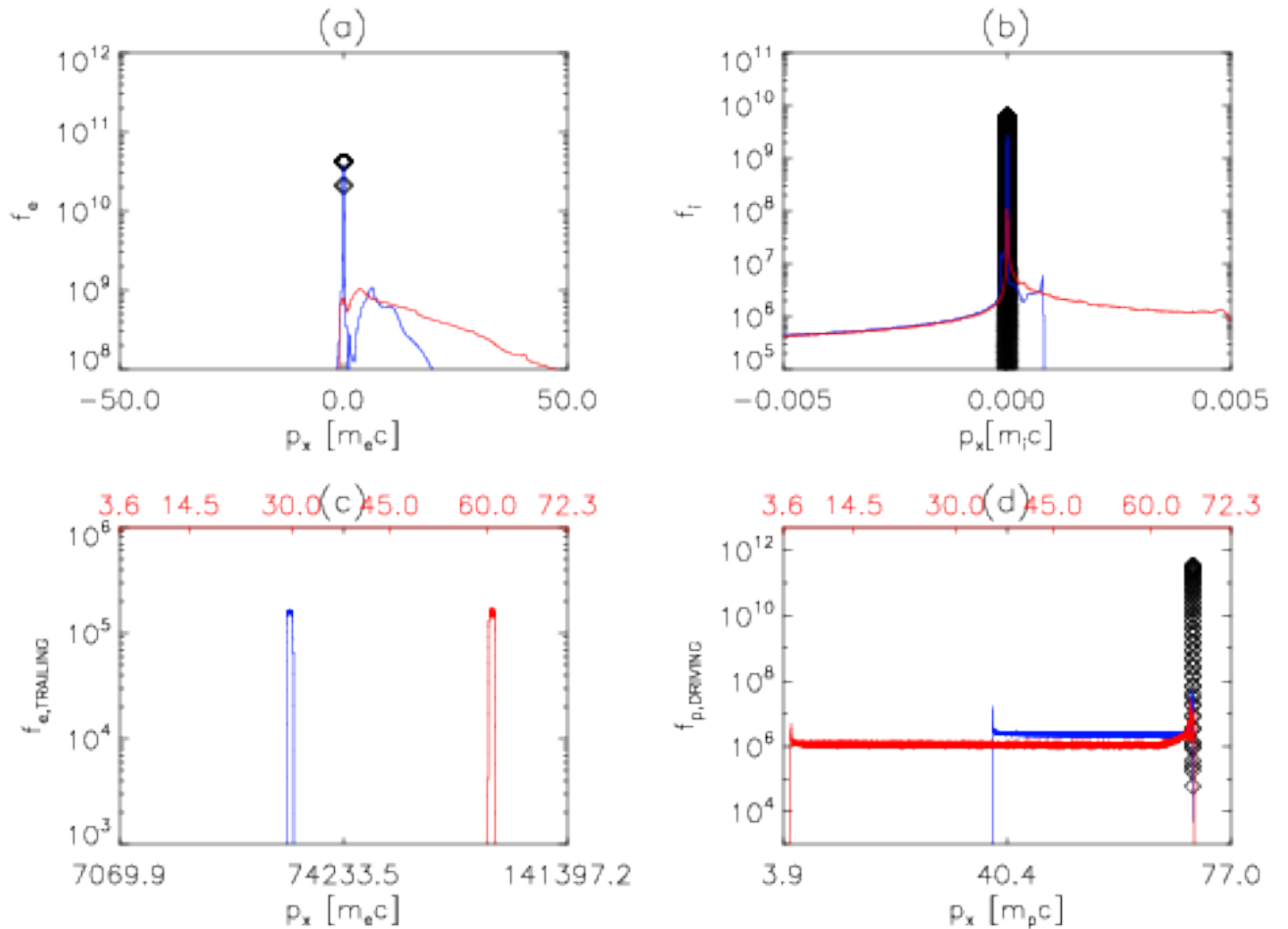


FIG. 2: Background electron (a), rubidium ion (b), trailing electron bunch (c) and driving proton bunch (d) distribution functions shown at different times in different colors: open diamonds correspond to  $t = 0$ , while blue and red curves to the half and the final simulations times, respectively. On x-axis the momenta are quoted in the units of relevant species mass times speed of light i.e.  $[m_e c]$ ,  $[m_i c]$  or  $[m_p c]$  as appropriate. At the top of panels (c) and (d), to guide the eye, the energies are stated in GeV with red numbers.

posed to  $v_b = 0.9999c$  considered here), show less efficient trailing electron bunch acceleration.

It is hoped that the exciting numerical simulation results formulated in this work will find appropriate experimental validation in facilities such as AWAKE in the near future. Indeed, the considered physical parameters are similar: (i) AWAKE uses  $3 \times 10^{11}$  protons per bunch and its transverse dimensions are  $200 \mu\text{m}$ . The latter corresponds to  $0.996 c/\omega_{pe}$  (for  $n_e = n_i = 7 \times 10^{20} \text{ m}^{-3}$ ). Our transverse dimensions are similar  $24\Delta = 24 \times 10\lambda_D$  that correspond to  $0.970 c/\omega_{pe}$ . (ii) The proton bunch dimensions, based on Equation (1) are approximately  $10 \times 0.97 \times 0.97 (c/\omega_{pe})^3$ . Multiplying this by  $100 \times 7 \times 10^{20}$  (as the driving proton bunch exceeds plasma electron number density 100 times) gives  $5.33 \times 10^{12}$  protons per our bunch. This is an order of magnitude larger than AWAKE protons per bunch, but reducing transverse dimensions by 1/3rd would bring it back the feasible by AWAKE range.

Finally, it should be noted that using quasistatic approximation and with the wave-like ansatz, one can reproduce the analytical profile for corresponding proton beam. This profile should match with the EPOCH solution. Such calculation would need to follow the steps given in Ref.[10] by replacing electron beam with the proton beam. This would also help to calculate the transformer ratio analytically and to understand the underlying mechanism of proton-driven PWFA for several beam densities and beam length, beam velocity. Author would like to thank an anonymous referee for highlighting this very interesting point.

#### Acknowledgments

This research utilized Queen Mary University of London's (QMUL) MidPlus computational facilities, supported by QMUL Research-IT. Author would like to

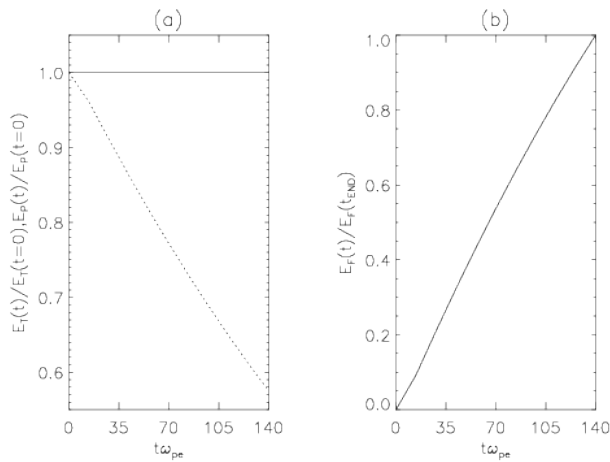


FIG. 3: Panel (a) solid and dashed curves respectively are the total (particles plus EM fields) and only particle energies, normalized on their initial values. Panel (b) shows EM field energy, normalized on its final simulation time value.

thank two anonymous referees for useful suggestions, which improved this manuscript.

- 
- [1] E. Gschwendtner, E. Adli, L. Amorim, R. Apsimon, R. Assmann, A.-M. Bachmann, F. Batsch, J. Bauche, V. B. Olsen, M. Bernardini, et al., *Nuclear Instruments and Methods in Physics Research Section A: Accelerators, Spectrometers, Detectors and Associated Equipment* **829**, 76 (2016), ISSN 0168-9002, 2nd European Advanced Accelerator Concepts Workshop - EAAC 2015.
- [2] T. Tajima and J. M. Dawson, *Phys. Rev. Lett.* **43**, 267 (1979).
- [3] T. Katsouleas and J. M. Dawson, *Phys. Rev. Lett.* **51**, 392 (1983).
- [4] P. Chen, J. M. Dawson, R. W. Huff, and T. Katsouleas, *Phys. Rev. Lett.* **54**, 693 (1985).
- [5] T. Katsouleas, *Phys. Rev. A* **33**, 2056 (1986).
- [6] M. Litos, E. Adli, W. An, C. I. Clarke, C. E. Clayton, S. Corde, J. P. Delahaye, R. J. England, A. S. Fisher, J. Frederico, et al., *Nature* **515**, 92 (2014).
- [7] C. K. Lau, P. C. Yeh, O. Luk, J. McClenaghan, T. Ebisuzaki, and T. Tajima, *Phys. Rev. ST Accel. Beams* **18**, 024401 (2015).
- [8] D. M. Farinella, C. K. Lau, X. M. Zhang, J. K. Koga, S. Taimourzadeh, Y. Hwang, K. Abazajian, N. Canac, T. Ebisuzaki, P. Taborek, et al., *Physics of Plasmas* **23**, 073107 (2016).
- [9] D. Tsiklauri, *Proceedings of the Royal Society of London Series A* **472**, 20160630 (2016).
- [10] R. K. Bera, A. Mukherjee, S. Sengupta, and A. Das, *Physics of Plasmas* **23**, 083113 (2016).
- [11] H. Haseroth and H. Hora, *Laser and Particle Beams* **14**, 393 (1996).
- [12] I. Blumenfeld, C. E. Clayton, F.-J. Decker, M. J. Hogan, C. Huang, R. Ischebeck, R. Iverson, C. Joshi, T. Katsouleas, N. Kirby, et al., *Nature* **445**, 741 (2007).
- [13] C. Joshi, *Scientific American* **294**, 40 (2006).
- [14] H. Hora, *Laser Plasma Physics: Forces and the Non-linearity Principle, 2nd Edition* (SPIE Bellingham WA, USA, 2016).
- [15] H. H. Hora, *Nature* **333**, 337 (1988).
- [16] Y. Xu, J. Wang, H. Hora, X. Qi, Y. Xing, L. Yang, and W. Zhu, *Phys. Plasmas* **25** (2018).
- [17] T. D. Arber, K. Bennett, C. S. Brady, A. Lawrence-Douglas, M. G. Ramsay, N. J. Sircombe, P. Gillies, R. G. Evans, H. Schmitz, A. R. Bell, et al., *Plasm. Phys. Contr. Fus.* **57**, 113001 (2015).



FIG. 4: David Tsiklauri was born in Tbilisi, Georgia in 1972. He received the MSci degree in Theoretical Physics from Tbilisi State University in 1994 and Ph.D. in Physics degree from the University of Cape Town in 1996. He worked as Post Doc at University of Cape Town, Tbilisi State University, Iowa State University and University of Warwick. From 2003 to 2009, he was a Lecturer then Reader at University of Salford, United Kingdom. In 2009, he joined Queen Mary University of London, where he is currently a Senior Lecturer. His current research interests include novel particle accelerator concepts; plasma wake field acceleration; enhanced dissipation of MHD waves in inhomogeneous plasmas; collisionless magnetic reconnection; particle acceleration by dispersive Alfvén waves and radio emission generation mechanisms by accelerated electrons.