

# The Color Glass Condensate formalism, Balitsky-JIMWLK evolution and Lipatov's high energy effective action

Martin Hentschinski

Departamento de Actuaría, Física y Matemáticas  
Universidad de las Américas Puebla  
Santa Catarina Martir, 72820  
Puebla, Mexico

March 15, 2022

## Abstract

We investigate the question whether Lipatov's high energy effective action is capable to reproduce quark and gluon propagators which resum interaction with a strong background field within high energy factorization. Such propagators are frequently employed in calculations within the Color Glass Condensate formalism, in particular when considering scattering of a dilute projectile on a dense target nucleus or nucleon. We find that such propagators can be obtained from the high energy effective action, if a special parametrization of the gluonic field is used, first proposed by Lipatov in the original publication on the high energy effective action. The obtained propagators are used to rederive from the high energy effective action the leading order Balitsky-JIMWLK evolution equation in covariant gauge. As an aside, our result confirms the definition of the reggeized gluon as the logarithm of an adjoint Wilson lines, proposed in the literature.

## 1 Introduction

The Color Glass Condensate (CGC) formalism is an effective field theory approach to Quantum Chromodynamics (QCD) at small  $x$  where gluon densities in the nucleus or proton are large. With  $x$  the ratio of the hard scale  $M^2$  of a certain hard process and  $s$  the center-of-mass energy squared, the limit  $x \rightarrow 0$  at fixed  $M^2$  corresponds to the perturbative Regge limit of QCD. In such a scenario, the smallness of the strong coupling  $\alpha_s(M^2) \ll 1$  can be compensated by logarithms in  $x$ ,  $\alpha_s(M^2) \ln 1/x \sim 1$ , which requires the resummation of terms  $(\alpha_s(M^2) \ln 1/x)^n$  to all orders. For perturbative scattering amplitudes, such a resummation is achieved at leading [1, 2] and next-to-leading order [3] by the Balitsky-Fadin-Kuraev-Lipatov (BFKL) evolution equation. Even though BFKL evolution is successfully applied to the description of collider data at currently accessible center-of-mass energies, see *e.g.* [4], the power-like rise of the gluon distribution predicted by BFKL evolution will eventually drive cross-sections to a region of phase space, where parton densities are no longer perturbative; BFKL evolution will therefore break down in such a regime. Instead it is more appropriate to treat the hadron or nucleus as a coherent color field rather than a collection of incoherent and individual partons. This is the region of phase space which is addressed by the initially

mentioned CGC, see [5] for a review. At the classical level, the CGC generalizes scattering via exchange of a single gluon to multiple gluon exchanges within high energy factorization. Including furthermore quantum effects, one arrives at a resummation of logarithms in  $1/x$ , generalizing BFKL evolution to the case of large gluon densities. The resulting Balitsky-JIMWLK evolution [6–10] provides finally an evolution equation for Wilson lines which sum up the strong gluonic field in the target.

In the present article we discuss Lipatov’s high energy effective action [11, 12] and its relation to the above mentioned formulation of an CGC effective theory. One of the main advantages of Lipatov’s high energy effective action is that it provides a gauge invariant factorization of QCD amplitudes in the high energy limit through introducing a new type of field, *i.e.* the reggeized gluon. Using this effective action it has been possible to both reproduce and derive a number of next-to-leading order (NLO) results, most notable the calculation of NLO correction to forward jet production without [13, 14] and with rapidity gap [15], the gluon Regge trajectory up to two loop [16], and the NLO kernel of the Bartels-Kwiecinski-Praszalowicz evolution equation [17], see also the review [18]; for the determination of NLO corrections for reggeized quarks see [19]. The description of scattering amplitudes for multiple reggeized gluon exchange has been also studied by a number of authors, see *e.g.* [20–22]. At the same time the ability of Balitsky-JIMWLK evolution to reproduce scattering amplitudes with multiple reggeized gluon states has been demonstrated for various cases, see *e.g.* [23, 24], hinting at a possible equivalence of both formalisms. Furthermore the Color Glass Condensate formalism and the high energy effective action have been compared directly at the level of the Lagrangian, see *e.g.* [8, 25, 26]. In particular [26] demonstrate that it is possible to reproduce the classical gluon fields of the CGC approach from the Lipatov’s high energy effective action.

Instead of comparing the two approaches on the level of the resulting effective Lagrangians, we take here a pragmatic approach and attempt to answer the question whether Lipatov’s high energy effective action can be used to reproduce the quark and gluon propagators in the presence of a strong gluonic field. Such propagators are one of the core elements in calculations of scattering of dilute projectiles on dense targets within the Color-Glass-Condensate formalism. We find that this can be indeed achieved by choosing a special parametrization of the gluonic field already proposed in [11]. Moreover, since Lipatov’s high energy effective action provides a gauge invariant factorization of QCD amplitudes in the high energy limit, the resulting propagators are not restricted to a certain gauge, such as light-cone gauge. The obtained propagators allow furthermore to rederive leading order Balitsky-JIMWLK evolution directly from Lipatov’s high energy effective action. As an aside, our result confirms that the definition of the reggeized gluon as the logarithm of an adjoint Wilson lines, proposed in [27], is consistent with Lipatov’s high energy effective action.

The outline of this paper is as follows. Sec. 2 provides a short summary of Lipatov’s high energy effective action. Sec. 3 introduces the special parametrization of the gluonic field proposed in [11] and demonstrates how it can be used to derive resummed partonic propagators in the presence of a strong reggeized gluon field. Sec. 4 contains a comparison of our result with the literature. Sec. 5 presents a derivation of Balitsky-JIMWLK evolution from Lipatov’s high energy effective action. In Sec. 6 we summarize our results and draw our conclusions. Some details of the calculations are summarized in two appendices.

## 2 The High-Energy Effective Action

Within the framework provided by Lipatov's effective action [11, 12], QCD amplitudes are in the high energy limit decomposed into gauge invariant sub-amplitudes which are localized in rapidity space. The effective Lagrangian then describes the coupling of quarks ( $\psi$ ) and gluon ( $v_\mu$ ) fields to a new degree of freedom, the reggeized gluon field  $A_\pm(x)$ . The latter is introduced as a convenient tool to reconstruct the complete QCD amplitudes in the high energy limit out of the sub-amplitudes restricted to small rapidity intervals. Lipatov's effective action is obtained by adding an induced term  $S_{\text{ind.}}$  to the QCD action  $S_{\text{QCD}}$ ,

$$S_{\text{eff}} = S_{\text{QCD}} + S_{\text{ind.}}, \quad (1)$$

where the induced term  $S_{\text{ind.}}$  describes the coupling of the gluonic field  $v_\mu = -it^a v_\mu^a(x)$  to the reggeized gluon field  $A_\pm(x) = -it^a A_\pm^a(x)$ , with  $t^a$  a  $\text{SU}(N_c)$  generator in the fundamental representation,  $\text{tr}(t^a t^b) = \delta^{ab}/2$ . For the definition of light-cone directions we follow the conventions established in the original publication [11],

$$k^\pm = n^\pm \cdot k = n_\mp \cdot k = k_\mp, \quad (2)$$

with  $n^\pm \cdot n^\mp = 2$  and  $(n^\pm)^2 = 0$ . This implies the following Sudakov decomposition of a four momentum

$$k = \frac{k^+}{2} n^- + \frac{k^-}{2} n^+ + \boldsymbol{k} = \frac{k_-}{2} n_+ + \frac{k_+}{2} n_- + \boldsymbol{k}. \quad (3)$$

Note that transverse momenta and coordinates will be denoted by bold letters. Furthermore

$$\partial_\pm x^\pm = 2, \quad \partial_\mp x^\pm = 0. \quad (4)$$

High energy factorized amplitudes reveal strong ordering in plus and minus components of momenta which leads to the following kinematic constraint obeyed by the reggeized gluon field:

$$\partial_+ A_-(x) = 0 = \partial_- A_+(x). \quad (5)$$

Even though the reggeized gluon field is charged under the QCD gauge group  $\text{SU}(N_c)$ , it is defined to be invariant under local gauge transformation  $\delta_L A_\pm = 0$ . With the local gauge transformations of gluon and quark fields given by

$$\delta_L v_\mu = \frac{1}{g} [D_\mu, \chi_L], \quad \delta_L \psi = -\chi_L \psi, \quad D_\mu = \partial_\mu + g v_\mu, \quad (6)$$

where  $D_\mu$  denotes the covariant derivative and  $\chi_L$  the parameter of the local gauge transformations which decreases for  $x \rightarrow \infty$ , the reggeized gluons fields are *invariant* under local gauge transformations,

$$\delta_L A_\pm = \frac{1}{g} [A_\pm, \chi_L] = 0. \quad (7)$$

The kinetic term and the gauge invariant coupling of the reggeized gluon field to the QCD gluon field are provided by the induced term

$$S_{\text{ind.}} = \int d^4x \left\{ \text{tr} [(T_-[v(x)] - A_-(x)) \partial_\perp^2 A_+(x)] \right. \\ \left. + \text{tr} [(T_+[v(x)] - A_+(x)) \partial_\perp^2 A_-(x)] \right\}. \quad (8)$$

The functionals  $T_\pm[v]$  can be obtained from the following operator definition

$$T_\pm[v] = -\frac{1}{g} \partial_\pm \frac{1}{1 + \frac{g}{\partial_\pm} v_\pm} = v_\pm - g v_\pm \frac{1}{\partial_\pm} v_\pm + g^2 v_\pm \frac{1}{\partial_\pm} v_\pm \frac{1}{\partial_\pm} v_\pm - \dots \quad (9)$$

where the integral operator is implied to act on a unit constant matrix from the left. Boundary conditions of the  $1/\partial_\pm$  are fixed through

$$\frac{1}{1 + \frac{g}{\partial_\pm} v_\pm} = \mathcal{P} \exp \left( -\frac{g}{2} \int_{-\infty}^{x^\pm} dx'^\pm v_\pm(x') \right) \\ = 1 - \frac{g}{2} \int_{-\infty}^{x^\pm} dx'^\pm v_\pm(x') + \frac{g^2}{4} \int_{-\infty}^{x^\pm} dx'^\pm \int_{-\infty}^{x'^\pm} dx''^\pm v_\pm(x') v_\pm(x'') + \dots \quad (10)$$

Due to the induced term in Eq. (1), the Feynman rules of the effective action comprise, apart from the usual QCD Feynman rules, the propagator of the reggeized gluon and an infinite number of so-called induced vertices. The leading order vertices and propagators are summarized in Fig. 1. These induced vertices are special in the sense that they contain only the anti-symmetric color-octet sector of the eikonal operator Eq. (9).

While the projection on the color octet sector arises automatically from the induced term due to the combination with the reggeized gluon field, the anti-symmetric color structure (written in terms of  $SU(N_c)$  structure constants only) requires in general use of a corresponding projector, for an explicit construction see [28]. The original argument given by Lipatov for this projection is based on the observation that in generalized Multi-Regge Kinematics the values of the operator  $\partial_\pm$  acting on a gluonic field is never zero for the vertices arising from Eq. (8), since the resulting light-cone momenta are proportional to large center of mass energies of clusters of particles significantly separated in rapidity. In particular

$$\frac{1}{\partial_\pm} \tilde{v}_\pm(p) = \frac{i}{p_\pm} \tilde{v}_\pm(p) \quad (11)$$

with  $p_\pm \neq 0$  where  $\tilde{v}_\pm(p)$  denotes the Fourier transform of the gluonic field  $v(x)$ ; this is especially true for the case of real particle production within the generalized Multi-Regge Kinematics, which initiated the discussion of the formulation of the high energy effective action in [11]. For a more detailed discussion we refer to [29]. With  $p_\pm \neq 0$ , anti-symmetric color structure as given in Fig. 1 arises automatically from the high energy effective action, see also the discussion in [29]. The condition  $p_\pm \neq 0$  is however at least at first violated in the evaluation of loop integrals, where the  $p_\pm$  are integrated over all possible values. The projection of [28] implies then the use of the boundary conditions of Eq. (10), with

$$\begin{aligned}
& \text{(a)} \quad \begin{array}{c} k, c, \nu \\ \text{wavy line} \\ q, a, \pm \end{array} = \frac{-i}{2} \mathbf{q}^2 \delta^{ac} (n^\pm)^\nu, \quad k^\pm = 0. \\
& \text{(b)} \quad \begin{array}{c} + \text{wavy line } a \\ | \\ \text{wavy line } q \\ - \text{wavy line } b \end{array} = \delta^{ab} \frac{2i}{\mathbf{q}^2}, \\
& \text{(c)} \quad \begin{array}{c} k_1, c_1, \nu_1 \quad k_2, c_2, \nu_2 \\ \text{wavy line} \quad \text{wavy line} \\ \text{wavy line } q, a, \pm \end{array} = \frac{g}{2} f^{c_1 c_2 a} \frac{\mathbf{q}^2}{k_1^\pm} (n^\pm)^{\nu_1} (n^\pm)^{\nu_2}, \quad k_1^\pm + k_2^\pm = 0, \\
& \text{(d)} \quad \begin{array}{c} k_2, c_2, \nu_2 \\ \text{wavy line} \\ k_1, c_1, \nu_1 \quad k_3, c_3, \nu_3 \\ \text{wavy line} \\ \text{wavy line } q, a, \pm \end{array} = \frac{ig^2}{2} \mathbf{q}^2 \left( \frac{f^{a_3 a_2 e} f^{a_1 e a}}{k_3^\pm k_1^\pm} + \frac{f^{a_3 a_1 e} f^{a_2 e a}}{k_3^\pm k_2^\pm} \right) (n^\pm)^{\nu_1} (n^\pm)^{\nu_2} (n^\pm)^{\nu_3}, \quad k_1^\pm + k_2^\pm + k_3^\pm = 0.
\end{aligned}$$

**Figure 1:** Feynman rules for the lowest-order effective vertices of the effective action. Wavy lines denote reggeized fields and curly lines gluons. Note that in comparison with the Feynman rules used in [13–16] we absorb a factor 1/2 into the vertices which is compensated by changing the residue of the reggeized gluon propagator from 1/2 to 2.

an additional projection for the color structure of the vertices Fig. 1 on the desired anti-symmetric color octet sector. Corresponding symmetric counter-parts are then taken into account by exchange of multiple reggeized gluons and combination of multiple reggeized gluons and induced vertices, see also the discussion in Appendix A. In the following we use always the pole prescription for induced vertices proposed in [28].

### 3 Resummation of a strong reggeized gluon field

In the following we provide a formulation of the high energy effective action which allows for a straightforward resummation of multiple reggeized gluon exchange in the chase of quasi-elastic scattering, which is the relevant case for describing scattering of a dilute partonic projectile on a dense target nucleus or proton.

#### 3.1 A special parametrization of the gluonic field

The bulk of calculations performed within the framework set by the high energy effective action employs the vertex Fig. 1.a) which provides a direct transition between a reggeized gluon field and a conventional QCD gluon. As noted in [11, 12], it is possible to avoid the use of such a direct transition vertex, if one performs a shift  $v_\pm \rightarrow V_\pm = v_\pm + A_\pm$  of the gluonic field in the effective action<sup>1</sup>. Such a shift has however the disadvantage that the gluonic field  $v_\pm$  transforms like a gauge field under local gauge transformations while the reggeized gluon field is invariant under such transformations. To avoid such differing transformation

<sup>1</sup>Such a shift has been used for instance in [20, 21]

properties, the following parametrization of the gluonic field has been proposed in [11]:

$$\begin{aligned} V^\mu(x) &= v^\mu(x) + \frac{n_+^\mu}{2} U[v_+(x)] A_-(x) U^{-1}[v_+(x)] + \frac{n_-^\mu}{2} U[v_-(x)] A_+(x) U^{-1}[v_-(x)] \\ &= v^\mu(x) + \frac{n_+^\mu}{2} B_-(x) + \frac{n_-^\mu}{2} B_+(x), \end{aligned} \quad (12)$$

where

$$B_\pm[v_\mp] = U[v_\mp] A_\pm U^{-1}[v_\mp]. \quad (13)$$

and (inverse) Wilson line operators are defined as

$$U[v_\pm] = \frac{1}{1 + \frac{g}{\partial_\pm} v_\pm}, \quad U^{-1}[v_\pm] = 1 + \frac{g}{\partial_\pm} v_\pm. \quad (14)$$

Here the integral operators  $U$  and  $U^{-1}$  act on a unit constant matrix from the left- and right-hand sides, respectively. For the above composite field  $B_\pm[v_\mp]$ , one finds the following gauge transformation properties:

$$\delta_L B_\pm = \delta_L U[v_\mp] A_\pm U^{-1}[v_\mp] + U[v_\mp] A_\pm \delta_L U^{-1}[v_\mp] = [g B_\pm, \chi_L]. \quad (15)$$

As a consequence the shifted gluonic field Eq. (12) transforms as

$$\delta V_\pm = [D_\pm, \chi] + [g B_\pm, \chi] = [D_\pm + g B_\pm, \chi], \quad (16)$$

*i.e.* the field  $V_\mu$  has consistent gauge transformation properties corresponding to a gauge field. In the following we will use the above parametrization of the gluonic field to expand the high energy effective action for the quasi-elastic case around the reggeized gluon field  $A_+$  which we treat as a strong classical background field  $g A_+ \sim 1$ .

### 3.2 The effective Lagrangian quadratic in $v_\mu$

In the following we limit ourselves to the quasi-elastic case where the Lagrangian contains only the induced terms corresponding to the functional  $W_-[v]$ . The second set of induced terms is left aside for the moment. This is sufficient to describe the interaction of a dilute projectile with a target characterized by high parton densities in the high energy limit, where the  $A_+$  will couple through the reggeized gluon propagator to color charges in the target. To construct the effective action for quasi-elastic processes, we use the following parametrization of the gluonic field

$$V^\mu(x) = v^\mu(x) + \frac{1}{2} (n_-)^\mu B_+[v_-] \quad (17)$$

and consider the following effective action for the quasi-elastic case

$$S_{\text{eff}}^{\text{q.e.}} = S_{\text{QCD}} + S_{\text{ind.}}^{\text{q.e.}} \quad (18)$$

with

$$S_{\text{QCD}} = \int d^4x \left[ \text{tr} \left( \frac{1}{2} G_{\mu\nu} G^{\mu\nu} \right) + \bar{\psi}(x) (i \not{D}) \psi(x) \right], \quad (19)$$

where  $G_{\mu\nu} = \frac{1}{g} [D_\mu, D_\nu]$  and

$$S_{\text{ind.}}^{\text{q.e.}} = \int d^4x \text{tr} (\{T_-[v] - A_-(x)\} \partial^2 A_+(x)) . \quad (20)$$

Keeping fields  $A_+$  to all orders and expanding in quantum fluctuations  $v_\mu$  and  $\psi, \bar{\psi}$  to quadratic order we obtain

$$S_{\text{eff}}^{\text{q.e.}} = \int d^4x [\mathcal{L}_0 + \mathcal{L}_1 - \text{tr} (A_- \partial^2 A_+)] + \mathcal{O}(v_\mu^3), \quad (21)$$

with the kinetic term of the gluonic and quark field

$$\mathcal{L}_0 = \text{tr} (-v^\mu [g_{\mu\nu} \partial^2 - \partial_\mu \partial_\nu] v^\nu) + \bar{\psi} i \not{\partial} \psi \quad (22)$$

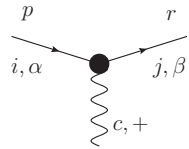
and the quadratic terms which describe interaction with the reggeized gluon field,

$$\begin{aligned} \mathcal{L}_1 = g \cdot \left\{ \frac{i}{2} \bar{\psi} \not{\partial}_- A_+ \psi + \text{tr} \left[ \partial_- v_\mu [A_+, v^\mu] + 2 \partial_\mu v_- [v^\mu, A_+] + \right. \right. \\ \left. \left. + \partial^2 v_- \left[ \left( \frac{1}{\partial_-} v_- \right), A_+ \right] - v_- \left( \frac{1}{\partial_-} v_- \right) \partial^2 A_+ \right] \right\}. \quad (23) \end{aligned}$$

Since we assume that the reggeized gluon field couples to high partonic densities in the target, we have  $gA_+ \sim 1$ ; the term  $\mathcal{L}_1$  is therefore of the same order as  $\mathcal{L}_0$ . The term  $\text{tr}(A_- \partial^2 A_+)$  provides the kinetic term of the reggeized gluon field which is only needed to connect the  $A_+$  field to *e.g.* the target.

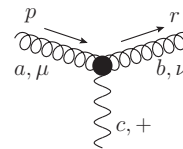
### 3.3 Parton-parton-reggeized gluon vertices

The above Lagrangian  $\mathcal{L}_1$  allows now for the straightforward determination of the quark-quark-reggeized gluon (QQR) and gluon-gluon-reggeized gluon (GGR) vertex. Keeping an explicit dependence on the reggeized gluon field, we find for quarks,



$$= -igt_{ji}^c \Gamma_{\beta\alpha}(r, p) \int d^4z e^{-iz \cdot (p-r)} A_+^c(z), \quad \Gamma_{\beta\alpha}(r, p) = -\frac{1}{2} \not{\epsilon}_{\alpha\beta}^+, \quad (24)$$

which coincides with the expression used *e.g.* in [13]. For gluons one obtains instead



$$\begin{aligned} &= -igT_{ba}^c \Gamma^{\nu\mu}(r, p) \int d^4z e^{-iz \cdot (p-r)} A_+^c(z), \\ \Gamma_+^{\nu\mu}(r, p) &= p^+ g^{\mu\nu} - (n^+)^{\mu} p^{\nu} - (n^+)^{\nu} r^{\mu} + \frac{r \cdot p}{p^+} (n^+)^{\mu} (n^+)^{\nu} \\ &= p^+ g_{\perp}^{\mu\nu} - (n^+)^{\mu} \mathbf{p}^{\nu} - (n^+)^{\nu} \mathbf{r}^{\mu} - \frac{\mathbf{r} \cdot \mathbf{p}}{p^+} (n^+)^{\mu} (n^+)^{\nu}, \quad (25) \end{aligned}$$

with  $T_{ab}^c = -if^{abc}$ . Since  $\partial_- A_+ = 0$ , the integral over  $z$  yields for both vertices a  $\delta(p^+ - r^+)$ . We note that the above GGR-vertex was already obtained in [11]; it differs from the GGR-vertex obtained in *e.g.* [14, 29], which is derived using the direct transition vertex Fig. 1.a. The above GGR vertex obeys the following important properties: at first one finds current conservation on the level of the vertex, even if the the second gluon is not real and/or does not carry physical polarization,

$$r_\nu \cdot \Gamma_+^{\nu\mu}(r, p) = 0 = \Gamma_+^{\nu\mu}(r, p) \cdot p_\mu. \quad (26)$$

A disadvantage of the above vertex, already noticed in [11] is that the term  $p \cdot r/p^+$  is in potential conflict with the Steinmann-relations [30], since it may yield individual Feynman diagrams which contain singularities in overlapping channels *e.g.* the  $s$  and the  $t$ -channel. Nevertheless, since this vertex is obtained from a shift in the gluonic field from an effective action which explicitly obeys the Steinmann-relations, the terms which potentially violate the Steinmann relations should cancel for physical quantities. Application of this vertex to the calculation of physical observables should be therefore safe. Apart from the above relation, this GGR-vertex also obeys

$$n_\nu^+ \cdot \Gamma_+^{\nu\mu}(r, p) = 0 = \Gamma_+^{\nu\mu}(r, p) \cdot n_\mu^+, \quad (27)$$

as well as

$$\Gamma_+^{\nu\alpha}(r, k) \cdot (-g_{\alpha\alpha'}) \cdot \Gamma_+^{\alpha'\mu}(k, p) = -p^+ \Gamma_+^{\nu\mu}(r, p). \quad (28)$$

Identical properties hold for the QQR-vertex,

$$\begin{aligned} \Gamma_{\beta\gamma'}(r, p) \not{k}_{\gamma'\gamma} &= 0 = \not{k}_{\beta\beta'} \Gamma_{\beta'\gamma}(r, p), \\ \Gamma_{\beta\gamma}(r, p) \not{k}_{\gamma\gamma'} \Gamma_{\gamma'\alpha}(r, p) &= -p^+ \Gamma_{\beta\alpha}(r, p). \end{aligned} \quad (29)$$

### 3.4 Properties of the reggeized gluon field

The last two properties Eq. (28) and Eq. (34) are of high importance to arrive at a summation of the reggeized gluon field to all orders. Before addressing this task, we first recall the following property of the reggeized gluon field,

$$\begin{aligned} \partial_- A_+(x) &= 0, & A_+(x) &= A_+(x_0^-, \mathbf{x}, x^+) \\ \partial_+ A_-(x) &= 0, & A_-(x) &= A_-(x_0^+, \mathbf{x}, x^+), \end{aligned} \quad (30)$$

with a  $x_0^\pm$  a constant which is common to all  $A_+$  fields; since the scattering amplitude depends by Lorentz invariance not on absolute space-time values, this constant can be conveniently set to  $x_0^\pm = 0$ . To keep the presentation as general as possible, we keep in the following however the dependence on  $x_0^\pm$  and set it only to zero when comparing to other approaches. We further recall that the propagator of the reggeized gluon field, Fig. 1.b, which connects clusters significantly separated in rapidity, comes with a purely transverse denominator. The



corresponding configuration space propagator is therefore in four dimensions given by

$$\begin{aligned}
\langle A_+(x)A_-(y) \rangle &= \int \frac{d^4 q}{(2\pi)^4} e^{-iq \cdot (x-y)} \frac{2i}{q^2} \\
&= \frac{1}{2} \int \frac{d^2 \mathbf{q}}{(2\pi)^2} \int \frac{dq^+}{2\pi} e^{-iq^+(x_0^- - y^-)/2} \int \frac{dq^-}{2\pi} e^{-iq^-(x^+ - x_0^+)/2} e^{i\mathbf{q} \cdot (\mathbf{x} - \mathbf{y})} \frac{2i}{q^2} \\
&= 4\delta(y^- - x_0^-)\delta(x^+ - x_0^+) \cdot \int \frac{d^2 \mathbf{q}}{(2\pi)^2} e^{i\mathbf{q} \cdot (\mathbf{x} - \mathbf{y})} \frac{i}{q^2}.
\end{aligned} \tag{31}$$

The four dimensional reggeized gluon propagator can therefore be interpreted as the propagator of a two-dimensional reggeized gluon field  $\alpha(\mathbf{z})$ , together with corresponding delta functions,

$$\langle A_+(x)A_-(y) \rangle = 4\delta(x^+ - x_0^+)\delta(y^- - x_0^-) \cdot \langle \alpha(\mathbf{x})\alpha(\mathbf{y}) \rangle, \tag{32}$$

with

$$\langle \alpha(\mathbf{x})\alpha(\mathbf{0}) \rangle = \int \frac{d^2 \mathbf{q}}{(2\pi)^2} \frac{ie^{i\mathbf{q} \cdot (\mathbf{x})}}{q^2}. \tag{33}$$

The result then suggests to parametrize the reggeized gluon field as :

$$A_+(x) = 2 \cdot \alpha(\mathbf{x})\delta(x^+ - x_0^+), \tag{34}$$

where the factor of two appears due to the chosen convention for light-cone directions. We note that such a parametrization is commonly used in calculations within the CGC-formalism, see *e.g.* [6–10], with  $x_0^+ = 0$ . This treatment of the reggeized gluon field is possible, since the fields  $A_\pm$  are within the effective action to be treated as external classical fields for individual rapidity clusters, while they only connect to other clusters through the above reggeized gluon propagator.

### 3.5 All order summation of the reggeized gluon fields

To sum up the interaction of partons with reggeized gluon fields to all orders in  $\alpha_s$ , it is necessary to determine the free gluon propagator of the quantum fluctuations  $v^\mu$ , which requires fixing a gauge following the usual Faddeev-Popov procedure. While the following discussion will be based on covariant gauge, we will also comment on the corresponding results obtained in axial light cone gauge with the free propagators given by the usual expressions

$$\begin{aligned}
\tilde{G}_{\text{cov.},\mu\nu}^{(0),ab}(k) &= \delta^{ab}\tilde{D}_0(k) \left[ -g_{\mu\nu} + (1 - \xi) \frac{k_\mu k_\nu}{k^2} \right] = \delta^{ab}d_{\mu\nu}(k, \xi)\tilde{D}_0(k), \\
\tilde{G}_{\text{l.c.},\mu\nu}^{(0),ab}(k) &= \delta^{ab}\tilde{D}_0(k) \left[ -g_{\mu\nu} + \frac{k_\mu(n^+)_\nu + (n^+)_\mu k_\nu}{k \cdot n^+} \right] = \delta^{ab}d_{\text{l.c.},\mu\nu}(k, n^+)\tilde{D}^{(0)}(k),
\end{aligned} \tag{35}$$

with

$$\tilde{D}^{(0)}(k) = \frac{i}{k^2 + i\epsilon}. \tag{36}$$

If not denoted otherwise, we will in the following always use covariant gauge. For the quark propagator one finds the usual expression

$$\tilde{S}_F^{(0)}(k) = \not{k} \tilde{D}^{(0)}(k). \quad (37)$$

Due to the properties Eq. (26), Eq. (30), connecting two GGR vertices with a gluon propagator, the polarization tensor of the latter reduces always to  $-g_{\mu\nu}$ , since all other terms are set to zero. Using further the properties Eqs. (28) and (34), the interaction of  $n$  reggeized gluons with a quark or gluon reduces to essentially to

$$\begin{aligned} & \prod_{i=1}^n \int dz_i^4 \prod_{j=1}^n \int \frac{d^4 k_j}{(2\pi)^4} (-k_1^+) D_0(k_1) e^{ik_1 \cdot (z_1 - z_2)} \dots (-k_{n-1}^+) D_0(k_{n-1}) e^{ik_{n-1} \cdot (z_{n-1} - z_n)} \\ & e^{-ip \cdot z_1} (-ig A_+(z_n)) \dots (-ig A_+(z_1)) e^{ir \cdot z_n} \\ & = -2\pi \delta(p^+ - r^+) e^{-ix_0^+(p^- - r^-)} \int d^2 \mathbf{z} e^{i\mathbf{z} \cdot (\mathbf{p} - \mathbf{r})} \\ & \left[ \theta(p^+) \mathcal{P} \left( \frac{-g}{2} \right)^n \int \prod_{i=1}^n dz_i^+ \tilde{A}_+(z_i) - \theta(-p^+) \bar{\mathcal{P}} \left( \frac{g}{2} \right)^n \int \prod_{i=1}^n dz_i^+ \tilde{A}_+(z_i) \right]. \quad (38) \end{aligned}$$

To arrive at the above identity, we used the property Eq. (34).  $A_+ = -it_{ji}^c A_+^c$  are reggeized gluon fields in the fundamental representation for quarks while gluons require  $A_+ \rightarrow \tilde{A}_+ = -iT_{ba}^c A_+^c$  *i.e.* reggeized gluon fields in the adjoint representation. (Anti-)path ordering of color matrices is as usually defined as

$$\begin{aligned} \mathcal{P} A_+(z_n^+, \mathbf{z}) \dots A_+(z_1^+, \mathbf{z}) &\equiv A_+(z_n^+, \mathbf{z}) \dots A_+(z_1^+, \mathbf{z}) \theta(z_n^+ - z_{n-1}^+) \dots \theta(z_2^+ - \dots z_1^+) \\ \bar{\mathcal{P}} A_+(z_n^+, \mathbf{z}) \dots A_+(z_1^+, \mathbf{z}) &\equiv A_+(z_1^+, \mathbf{z}) \dots A_+(z_n^+, \mathbf{z}) \theta(z_n^+ - z_{n-1}^+) \dots \theta(z_2^+ - \dots z_1^+). \quad (39) \end{aligned}$$

Summing finally over the number of reggeized gluons, one obtains for gluons the following effective vertex which sums up the interaction with an arbitrary number of reggeized gluon fields,

$$\begin{aligned} & \text{Diagram: } \text{Gluon line with } n \text{ reggeized gluon insertions} \quad = \tau_{G, \nu\mu}^{ab}(p, -r) = -4\pi \delta(p^+ - r^+) \Gamma_{\nu\mu}(r, p) e^{-ix_0^+(p^- - r^-)} \\ & \cdot \int d^2 \mathbf{z} e^{i\mathbf{z} \cdot (\mathbf{p} - \mathbf{r})} \left[ \theta(p^+) [U^{ba}(\mathbf{z}) - \delta^{ab}] - \theta(-p^+) [[U^{ba}(\mathbf{z})]^\dagger - \delta^{ab}] \right]. \quad (40) \end{aligned}$$

For quarks one finds,

$$\begin{aligned} & \text{Diagram: } \text{Quark line with } n \text{ reggeized gluon insertions} \quad = \tau_F(q, -r) = 2\pi \delta(p^+ - r^+) \not{q}^+ e^{-ix_0^+(p^- - r^-)} \\ & \cdot \int d^2 \mathbf{z} e^{i\mathbf{z} \cdot (\mathbf{p} - \mathbf{r})} \left[ \theta(p^+) [W(\mathbf{z}) - 1] - \theta(-p^+) [[W(\mathbf{z})]^\dagger - 1] \right]. \quad (41) \end{aligned}$$

To write down the above expressions, we introduced Wilson lines in the adjoint

$$U^{ab}(\mathbf{z}) = \text{P exp} \left( -\frac{g}{2} \int_{-\infty}^{\infty} dz^+ \tilde{A}_+ \right), \quad \tilde{A}_+ = -iT_{ab}^c A_+^c, \quad (42)$$

and the fundamental representation

$$W(\mathbf{z}) = \text{P exp} \left( -\frac{g}{2} \int_{-\infty}^{\infty} dz^+ A_+ \right), \quad A_+ = -it_{ij}^c A_+^c. \quad (43)$$

In contrast to the notation used in [28, 31] and elsewhere, we use here the letter  $W$  to denote the Wilson line in the fundamental representation to avoid confusion with the gluonic field in the effective action. The above expressions Eq. (40) and Eq. (41) are one of the central results of this paper.

## 4 Comparison with expressions in the literature

At this stage it is necessary to compare the result derived from Lipatov's high energy effective action with the conventional quark and gluon propagators in the presence of a background field used in the literature.

### 4.1 Comparison with propagators in the presence of a background field

Corresponding resummed propagators are within the effective action now easily obtained. Using Eqs. (40) and (41) one finds for the resummed quark ( $S_F$ ) and gluon ( $G$ ) propagators:

$$\begin{aligned} S_F(p, q) &= S_F^{(0)}(p)(2\pi)^4 \delta^{(4)}(p - q) + S_F^{(0)}(p) \cdot \tau_F(p, q) \cdot S_F^{(0)}(q), \\ G_{\mu\nu}^{ad}(p, q) &= G_{\mu\nu}^{(0),ab}(p)(2\pi)^4 \delta^{(4)}(p - q) + G_{\mu\alpha}^{(0),ab}(p) \cdot \tau_G^{\alpha\beta,bc}(p, q) \cdot G_{\beta\nu}^{(0),cd}(q), \end{aligned} \quad (44)$$

where for the moment we do not specify the gauge of the free gluon propagators. These expression are now to be compared with propagators obtained from treating the target as a background field in light-cone gauge  $b \cdot n_- = 0$  with the only non-zero component

$$b_+(x^+, \mathbf{z}) = \delta(x^+) \beta(\mathbf{z}), \quad (45)$$

while  $b_\perp^\mu = 0$ . Using the Fourier transform of corresponding counter parts in configuration space, see *e.g.* [32] one finds in momentum space (see *e.g.* [31] for expressions used in a recent calculation),

$$\begin{aligned} S_F^{[b]}(p, q) &= S_F^{(0)}(p)(2\pi)^4 \delta^{(4)}(p - q) + S_F^{(0)}(p) \cdot \tilde{\tau}_F(p, q) \cdot S_F^{(0)}(q), \\ G_{\mu\nu}^{[b],ad}(p, q) &= G_{\text{l.c.},\mu\nu}^{(0),ab}(p)(2\pi)^4 \delta^{(4)}(p - q) + G_{\mu\alpha}^{(0),ab}(p) \cdot \tilde{\tau}_G^{\alpha\beta,bc}(p, q) \cdot G_{\text{l.c.},\beta\nu}^{(0),cd}(q), \end{aligned} \quad (46)$$

where the gluon propagator is now restricted to  $v \cdot n_- = 0$  light-cone gauge. The superscript '[b]' indicates that these propagators have been derived using the background field in light-

cone gauge and not the reggeized field  $A_+$ . One has

$$\begin{aligned}\tilde{\tau}_F(p, -q) &= 2\pi\delta(p^+ - q^+) \not{q}^+ \\ &\times \int d^2\mathbf{z} e^{i\mathbf{z}\cdot(\mathbf{p}-\mathbf{q})} \left\{ \theta(p^+) [W[b](\mathbf{z}) - 1] - \theta(-p^+) [W[b]^\dagger(\mathbf{z}) - 1] \right\}\end{aligned}\quad (47)$$

$$\begin{aligned}\tilde{\tau}_{G,\nu\mu}^{ab}(p, q) &= 2\pi\delta(p^+ - q^+) (-2p^+ g_{\nu\mu}) \\ &\times \int d^2\mathbf{z} e^{i\mathbf{z}\cdot(\mathbf{p}-\mathbf{q})} \left\{ \theta(p^+) [U^{ab}[b](\mathbf{z}) - 1] - \theta(-p^+) [(U^{ab}[b])^\dagger(\mathbf{z}) - 1] \right\},\end{aligned}\quad (48)$$

with Wilson lines in fundamental ( $W$ ) and adjoint ( $U$ ) representation

$$\begin{aligned}W[b](\mathbf{z}) &= \text{P exp} \left( -\frac{g}{2} \int_{-\infty}^{\infty} dx^+ b^{-,c}(x^+, \mathbf{z}) t^c \right), \quad b^-(x^+, \mathbf{z}) = -ib^{-,c}(x^+, \mathbf{z}) t^c \\ U[b](\mathbf{z}) &= \text{P exp} \left( -\frac{g}{2} \int_{-\infty}^{\infty} dx^+ b^{-,c}(x^+, \mathbf{z}) T^c \right), \quad \tilde{b}^-(x^+, \mathbf{z}) = -ib^{-,c}(x^+, \mathbf{z}) T^c.\end{aligned}\quad (49)$$

Leaving aside potential differences in the Wilson lines, to which we will turn in Sec. 4.2, one observes that both quark propagators agree directly with each other (if one sets  $x_0^+ = 0$ ). To carry out a similar comparison for the gluon, we consider first the case where the external free propagators in Eq. (44) are taken in  $v \cdot n_- = 0$  light-cone gauge. Since  $d_{\text{l.c.}}^{\mu\nu}(p, n^+) n_\nu^+ = 0 = d_{\text{l.c.}}^{\mu\nu}(r, n^+) n_\mu^+$ , all terms in the vertex  $\Gamma^{\nu\mu}(r, p)$  which contain a  $n_\mu^+$  or  $n_\nu^+$  vanish. One therefore remains with the  $2p^+ g_{\mu\nu}$  term only which is precisely the term used in Eq. (48). Both expression therefore agree for  $x_0^+ = 0$ . We further note that both the light-cone gauge polarization tensor and the GGR-vertex can be factorized into the products of a ‘left’ and ‘right’ tensor,

$$c_L^{\mu\alpha}(p, n^+) = \left( g^{\mu\alpha} - \frac{(n^+)^\mu p^\alpha}{p \cdot n^+} \right) \quad c_R^{\alpha\nu}(r, n^+) = \left( g^{\alpha\nu} - \frac{r^\alpha (n^+)^\nu}{r \cdot n^+} \right), \quad (50)$$

where

$$\Gamma^{\mu\nu} = p^+ c_L^{\mu\alpha}(p, n^+) c_R^{\alpha\nu}(r, n^+), \quad (51)$$

and

$$d^{\mu\nu}(p, n^+) = c_R^{\mu\alpha}(p, n^+) (-g_{\alpha\beta}) c_L^{\beta\nu}(p, n^+). \quad (52)$$

This property allows to establish on a diagrammatic level how the vertex  $\Gamma^{\mu\nu}$  can build up from properly factorizing the numerator of the light-cone gauge gluon propagator and absorbing them into the vertex; the information contained in Eq. (44) and (46) is therefore in this sense identical. It is an interesting note aside that a similar mechanism has been used in the construction of a certain projector in [33].

## 4.2 Comparison of Wilson lines and the definition of the reggeized gluon

In the following we attempt a somewhat detailed comparison between the Wilson lines in the reggeized gluon field  $A_+$ , arising from Lipatov’s high energy effective action, and Wilson lines

in the background field  $b_+$ , frequently encountered in CGC calculation in light-cone gauge. While we find that the interpretation of these Wilson lines differs, we would like to stress that for the calculation of correlators in the dilute quasi-elastic region, *i.e.* perturbative forward scattering in the presence of a strong background field (reggeized gluon or light-cone gauge), both formalism are equivalent; the only difference is that the effective action allows use of arbitrary gauges<sup>2</sup>. The difference lies therefore mainly in the interpretation of the background field, *i.e.* the coupling to color sources in a different rapidity cluster. At first both Wilson lines appear to resum identical fields; Eq. (34) and Eq. (45) take identical forms. Obviously one has for a Wilson line of a generic gluonic field  $V_+$ ,

$$W[V](x) = \text{P exp} \left( -\frac{g}{2} \int_{-\infty}^{\infty} dx^+ V_+(x) \right) = \sum_{n=0}^{\infty} \frac{(-g)^n}{2^n n!} \int \prod_{i=1}^n dx_i^+ \left[ V_+(x_1) \dots V_+(x_n) \theta(x_1^+ - x_2^+) \dots \theta(x_{n-1}^+ - x_n^+) + \text{permutations} \right]. \quad (53)$$

If now  $V_+(x) = A_+(x) = -2i\delta(x^+ - x_0^+) \alpha^a(\mathbf{x}) t^a$ , the permutations of the fields  $A(x_i)$ ,  $i = 1, \dots, n$  are all identical (since their  $x^+$  dependence is identical) and we arrive directly at

$$\begin{aligned} W[A](x) &= \sum_{n=0}^{\infty} \frac{1}{n!} \left( \frac{-g}{2} \right)^n \prod_{i=1}^n \int dx_i^+ A_+(x_1) \dots A_+(x_n) \\ &\quad \left[ \theta(x_1^+ - x_2^+) \dots \theta(x_{n-1}^+ - x_n^+) + \text{permutations} \right] \\ &= \sum_{n=0}^{\infty} \frac{1}{n!} \left( \frac{-g}{2} \right)^n \prod_{i=1}^n \int dx_i^+ A_+(x_1) \dots A_+(x_n) = e^{ig\alpha^a(\mathbf{x})t^a}, \end{aligned} \quad (54)$$

We therefore obtain a simple matrix exponential. Formally, also the choice  $V_+(x) = b_+(x) = -i\delta(x^+) \beta^a(\mathbf{x}, x^-) t^a$  leads obviously to the same result. In the literature such an interpretation is however usually avoided, by treating the contracting of the  $x^+$ -dependence to delta-like support as an approximation which applies to the calculation of correlators in the background field, while the  $b_+$  itself is ordered in the  $x^+$  coordinates. see *e.g.* [10].

While the precise interpretation used is irrelevant for the calculation of correlators in the presence of a background field, the difference becomes striking once correlators of the background field with *e.g.* color charges in a rapidity cluster significantly separated in rapidity are considered (“the dense target”). Vertices which describe the interaction of the Wilson line with  $n$ -reggeized gluons fields come with purely symmetric color tensors, since the precise ordering of fields is irrelevant. For the gluonic field  $b_+(x)$  such a result is not acceptable, since one would miss the corresponding anti-symmetric and mixed symmetry correlators. Within the effective action, the interaction with these color charges does not occur directly through the reggeized gluon field, but through the induced vertices Fig. 1 and corresponding higher order vertices. Following the treatment in [28], these vertices carry only anti-symmetric color tensors (corresponding to a combination of anti-commutators of  $\text{SU}(N_c)$  generators). Combining these induced vertices with the symmetric  $m$  reggeized gluon state to construct

<sup>2</sup>Nevertheless we would like to stress that calculation based on the background field in light-cone gauge allow at least in principle also for the use of different gauges for the gluon fluctuations.

a ‘Wilson-line- $n$  gluon’ vertex ( $n \geq m$ ), where the coupling to the Wilson line is always mediated by at least one reggeized gluon, one recovers the complete symmetry structure. For a pedagogic presentation for the case up to three gluons we refer to Appendix A; see also the discussion in [21].

At this point we would like to return to a proposal made in [27] for the definition of the reggeized gluon from Wilson-lines in the Balitsky-JIMWLK formalism. There it has been proposed to define the reggeized gluon  $R^a(\mathbf{z})$  as the logarithm of the adjoint Wilson line,

$$R^a(\mathbf{z}) \equiv \frac{1}{gN_c} f^{abc} \log U^{bc}(\mathbf{z}). \quad (55)$$

Using the above results, one finds directly for the results obtained from Lipatov’s high energy effective action,

$$R^a(\mathbf{z}) = \frac{1}{gN_c} f^{abc} \left[ ig\alpha^d(\mathbf{z}) T_{bc}^d \right] = \alpha^a(\mathbf{z}) = \frac{1}{2} \int dx^+ A_+^a(x^+, \mathbf{z}), \quad (56)$$

*i.e.* the definition of the reggeized gluon of [27] coincides with the reggeized gluon field of Lipatov’s effective action, once this field is integrated over the corresponding light-cone coordinate<sup>3</sup>.

## 5 Balitsky-JIMWLK evolution

In the following we demonstrate that the high energy evolution of Wilson lines of reggeized gluons (obtained within the high energy effective action) leads directly to the leading order Balitsky-JIMWLK evolution equation. Even though this is expected, given the coincidence in the resummed gluon and quark propagators, this provides an important consistency check, in particular for future calculation of CGC-observables. We will then investigate the question whether integrating out quantum fluctuations of a general ensemble of Wilson lines gives indeed rise to the Balitsky-JIMWLK evolution equation.

Within Lipatov’s high energy effective action, the determination of high energy evolution requires in general the high energy effective action for ‘central-rapidity’ processes, *i.e.* the effective action which contains both  $A_-$  and the  $A_+$  reggeized gluon fields and corresponding induced vertices. For the discussion of dense-dilute collision the decomposition provided by the effective action for central rapidities is however not very efficient; the additional set of induced vertices provides a certain color decomposition of amplitudes which describe gluon production from a multi-reggeized gluon exchange. While it has been demonstrated at the level of the scattering amplitude for four-reggeized gluon exchange that after a certain reshuffling of terms the 2 – 4 reggeized gluon vertex (triple Pomeron vertex) arises from the high energy effective action [21] (which at the same time can be shown to arise as well from Balitsky-JIMWLK evolution [23]), the calculation is rather cumbersome. While the reformulation of the effective action provided in Sec. 3 already provides a first simplification, it is easier to recover the Balitsky-JIMWLK evolution equation from the quantum fluctuations

---

<sup>3</sup>At least within the high energy effective action, a definition based on the Wilson lines in the fundamental representation would be equally possible, *i.e.*  $R^a(\mathbf{z}) = \frac{2}{ig} \text{tr}(t^a \log[V(\mathbf{z})]) = \alpha^a(\mathbf{z})$

of the quasi-elastic Lagrangian. For an ensemble of Wilson lines the latter are directly proportional to the high energy divergence, without the need to drop any finite terms. We hope to return to the description which uses the high energy effective action for central rapidity processes in a future publication.

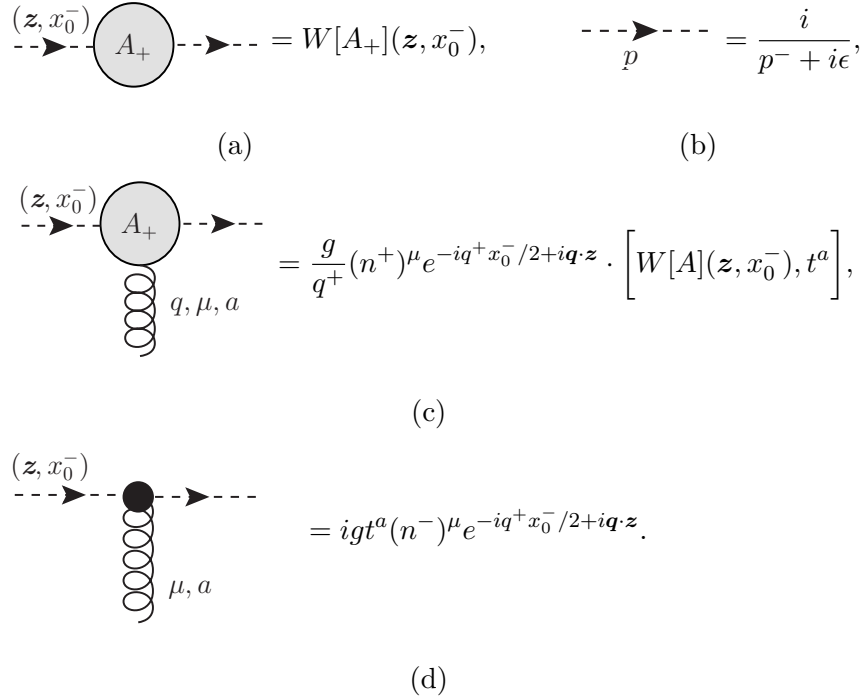
For the following discussion it is sufficient to consider Wilson lines in the fundamental representation. While adjoint Wilson lines can be rewritten in terms of fundamental Wilson lines using the well-known relation

$$U^{ab}(z) = 2\text{tr} \left[ t^a W(z) t^b W^\dagger(z) \right], \quad (57)$$

the hermitian conjugate of a fundamental Wilson line follows trivially from the discussion of the fundamental Wilson line. We will therefore consider the quantum fluctuations of an ensemble of  $n$  fundamental Wilson lines in the reggeized gluon fields,

$$W[A_+](z_1) \otimes \dots \otimes W[A_+](z_n). \quad (58)$$

### 5.1 Feynman rules for quantum fluctuations of a Wilson line



**Figure 2:** Feynman rules for the calculation of quadratic fluctuations of the Wilson lines for covariant or  $v_- = 0$  gauge. Note that the Wilson-line-gluon vertex (d) conserves momentum as usually, while four momenta are not conserved at the vertices (a) and (c). Momenta which are not fixed by external momenta are understood to be integrated over with the measure  $d^4p/(2\pi)^4$ .

Integrating out the quantum fluctuations  $v^\mu$  is most easily achieved, if one supplements the effective action with an auxiliary complex 1-dimensional scalar field,  $\varphi = \varphi(x^+, z, x_0^-)$

where  $\mathbf{z}, x_0^- = 0$  are constant for the dynamics of the scalar field. The field is charged in the fundamental representation of  $SU(N_c)$  and transforms under gauge transformations as

$$\delta_L \varphi = -\chi_L \varphi. \quad (59)$$

The 1-dimensional gauge invariant action of this field, which describes interaction with the gluonic field, is given by

$$S[\varphi, V] = \int dx^+ \varphi^\dagger [i\partial_+ + igv_+] \varphi, \quad (60)$$

where all fields are taken at fixed  $(\mathbf{x}, x_0^-)$ . One obtains in a straightforward manner for the propagator of this scalar field

$$\left\langle x^- \left| \frac{1}{1 + \frac{g}{\partial_+ + \epsilon} V_+} \frac{1}{\partial_+ + \epsilon} \right| y^- \right\rangle = \text{P exp} \left( \frac{-g}{2} \int_{y^+}^{x^+} dz^+ v_+ \right). \quad (61)$$

As a next step we use the parametrization Eq. (17) of the gluonic field and limit ourselves to terms quadratic in the quantum fluctuation. Limiting ourselves further to covariant or  $v_- = 0$  gauges, the following simplified shift is sufficient<sup>4</sup>,

$$v^\mu \rightarrow V^\mu = v^\mu + \frac{1}{2}(n_-)^\mu \left( A_+ + [A_+, \frac{g}{\partial_-} v_-] \right) + \mathcal{O}(v_-^2). \quad (62)$$

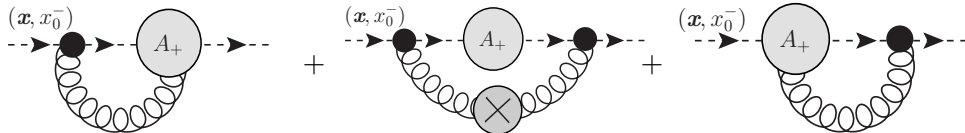
Expanding our expressions around the background field  $gA_+ \sim 1$ , the shifted action is given by

$$S[\varphi, A_+, v] = \int dx^+ \varphi^\dagger \left[ i\partial_+ + ig \left( v_+ + A_+ + [A_+, \frac{g}{\partial_-} v_-] \right) \right] \varphi. \quad (63)$$

The resulting set of Feynman rules necessary for the calculation of  $\mathcal{O}(g^2)$  corrections within covariant and/or  $v_- = 0$  gauge are then summarized in Fig. 2.

## 5.2 Calculating quantum fluctuations

Since we require only fluctuations up to quadratic order, it is sufficient to consider the correlator of two Wilson lines at 1-loop. The non-zero diagrams for self-energy type corrections to one Wilson line are given by



$$+ \quad + \quad + \quad (64)$$

<sup>4</sup>Covariant gauge requires correlators of  $v_-$  and  $v_+$  fields as well as two  $v_+$  fields; the correlator of two  $v_-$  vanishes on the other hand.  $v_- = 0$  gauge requires on the other hand only the correlator of two  $v_+$  fields



For interactions between 2 Wilson lines, evaluation of the following diagrams is sufficient (the remaining diagrams can be deduced from symmetry),

$$(65)$$

Note that correlators of Wilson-lines are only infra-red finite, if projected onto the color singlet. The general case of colored Wilson lines is nevertheless of interest; in particular it allows to recover the gluon Regge trajectory, see [27] for a detailed discussion. We therefore work in  $d = 4 + 2\epsilon$  space-time dimensions, with the vertices Eq. (40) and Eq. (41) generalizing trivially. We obtain

$$= (ig)^2 \int \frac{d^d p}{(2\pi)^d} \int \frac{d^d r}{(2\pi)^d} \frac{i}{-p^- - i\epsilon} \frac{i}{-r^- - i\epsilon} \frac{-i}{p^2 + i\epsilon} \frac{-i}{r^2 + i\epsilon}$$

$$2\pi\delta(p^+ - r^+) \int d^{2+2\epsilon} z e^{-ip \cdot (x-z)} e^{-ir \cdot (z-x)} t^b V(x) t^a$$

$$\cdot [U^{ab}(z) - \delta^{ab}] - \theta(-p^+) [U^{ab}(z)]^\dagger - \delta^{ab}]$$

$$= \frac{g^2}{\pi} \int_0^\infty \frac{dp^+}{p^+} \int d^{2+2\epsilon} z t^b V(x) t^a [U^{ab}(z) - \delta^{ab}] \frac{\Gamma^2(1+\epsilon)}{(4\pi^{2+2\epsilon})} \frac{(\mathbf{x}-\mathbf{z}) \cdot (\mathbf{x}-\mathbf{z})}{[(\mathbf{x}-\mathbf{z})^2]^{1+\epsilon} [(\mathbf{x}-\mathbf{z})^2]^{1+\epsilon}} \quad (66)$$

The divergent integral over the plus-momenta provides the high-energy singularity which defines the kernel of the high energy evolution. The precise choice of the regulator is irrelevant for leading order accuracy. In the following we chose  $\Lambda_{a,b} \rightarrow \infty$  and a scale  $s_0$  of the order of the transverse scale, also known as the reggeization scale, to regularize the integral as,

$$\int_{s_0/\Lambda^b}^{\Lambda^a} \frac{dp^+}{p^+} = \ln \left( \frac{\Lambda_a \Lambda_b}{s_0} \right). \quad (67)$$

To derive the high energy evolution of Wilson-lines,  $\Lambda_a$  will be the regulator of interest, since it limits the  $p^+$  integral from above. With the  $\overline{\text{MS}}$  strong coupling constant in  $d = 4 + 2\epsilon$  dimensions

$$\alpha_s = \frac{g^2 \mu^{2\epsilon} \Gamma(1-\epsilon)}{(4\pi)^{1+\epsilon}}, \quad (68)$$

we obtain

$$\begin{aligned}
 & \text{Diagram: } (x, x_0^-) \text{ entering a vertex } A_+, \text{ then a loop with a cross, then } A_+ \text{ again, then } (x, x_0^-) \text{ exiting.} \\
 & = \ln \left( \frac{\Lambda_a \Lambda_b}{s_0} \right) \frac{\alpha_s}{\pi^2} \left( \frac{4}{\pi \mu^2} \right)^\epsilon \frac{\Gamma(1+\epsilon)^2}{\Gamma(1-\epsilon)} \\
 & \cdot \int d^{2+2\epsilon} z \frac{(\mathbf{x} - \mathbf{z}) \cdot (\mathbf{x} - \mathbf{z})}{[(\mathbf{x} - \mathbf{z})^2]^{1+\epsilon} [(\mathbf{x} - \mathbf{z})^2]^{1+\epsilon}} t^b W(\mathbf{x}) t^a \left[ U^{ba}(\mathbf{z}) - \delta^{ab} \right]. \quad (69)
 \end{aligned}$$

We further have

$$\begin{aligned}
 & \text{Diagram: } (x, x_0^-) \text{ entering } A_+, \text{ then a loop, then } A_+ \text{ again, then } (x, x_0^-) \text{ exiting.} \\
 & + \text{Diagram: } (x, x_0^-) \text{ entering } A_+, \text{ then } A_+ \text{ again, then a loop, then } (x, x_0^-) \text{ exiting.} \\
 & = \ln \left( \frac{\Lambda_a \Lambda_b}{s_0} \right) \frac{\alpha_s \Gamma^2(1+\epsilon)}{2\pi^2 \Gamma(1-\epsilon)} \left( \frac{4}{\pi \mu^2} \right)^\epsilon \int d^{2+2\epsilon} z \frac{(\mathbf{x} - \mathbf{z}) \cdot (\mathbf{x} - \mathbf{z})}{[(\mathbf{x} - \mathbf{z})^2]^{1+\epsilon} [(\mathbf{x} - \mathbf{z})^2]^{1+\epsilon}} \\
 & \quad [2t^a W(\mathbf{x}) t^a - t^a t^a W(\mathbf{x}) - W(\mathbf{x}) t^a t^a]. \quad (70)
 \end{aligned}$$

Combining both contributions one obtains

$$\begin{aligned}
 & \ln \left( \frac{\Lambda_a \Lambda_b}{s_0} \right) \frac{\alpha_s \Gamma^2(1+\epsilon)}{2\pi^2 \Gamma(1-\epsilon)} \left( \frac{4}{\pi \mu^2} \right)^\epsilon \int d^{2+2\epsilon} z \frac{(\mathbf{x} - \mathbf{z}) \cdot (\mathbf{x} - \mathbf{z})}{[(\mathbf{x} - \mathbf{z})^2]^{1+\epsilon} [(\mathbf{x} - \mathbf{z})^2]^{1+\epsilon}} \\
 & \quad \left[ 2U^{ba}(\mathbf{z}) t^b W(\mathbf{x}) t^a - t^a t^a W(\mathbf{x}) - W(\mathbf{x}) t^a t^a \right]. \quad (71)
 \end{aligned}$$

The calculation for the interaction of two Wilson lines follows in complete analogy:

$$\begin{aligned}
 & \text{Diagram: } (x, x_0^-) \text{ entering } A_+, \text{ then a loop with a cross, then } A_+ \text{ again, then } (y, y_0^-) \text{ entering } A_+, \text{ then } A_+ \text{ again, then } (y, y_0^-) \text{ exiting.} \\
 & = \ln \left( \frac{\Lambda_a \Lambda_b}{s_0} \right) \frac{\alpha_s}{\pi^2} \left( \frac{4}{\pi \mu^2} \right)^\epsilon \frac{\Gamma(1+\epsilon)^2}{\Gamma(1-\epsilon)} \\
 & \cdot \int d^{2+2\epsilon} z \frac{(\mathbf{x} - \mathbf{z}) \cdot (\mathbf{y} - \mathbf{z})}{[(\mathbf{x} - \mathbf{z})^2]^{1+\epsilon} [(\mathbf{y} - \mathbf{z})^2]^{1+\epsilon}} t^b W(\mathbf{x}) \otimes W(\mathbf{y}) t^a \left[ U^{ba}(\mathbf{z}) - \delta^{ab} \right], \quad (72)
 \end{aligned}$$

and

$$\begin{aligned}
&= \ln \left( \frac{\Lambda_a \Lambda_b}{s_0} \right) \frac{\alpha_s \Gamma^2(1+\epsilon)}{2\pi^2 \Gamma(1-\epsilon)} \left( \frac{4}{\pi \mu^2} \right)^\epsilon \int d^{2+2\epsilon} z \frac{(\mathbf{x}-\mathbf{z}) \cdot (\mathbf{y}-\mathbf{z})}{[(\mathbf{x}-\mathbf{z})^2]^{1+\epsilon} [(\mathbf{y}-\mathbf{z})^2]^{1+\epsilon}} \\
& [t^a W(\mathbf{x}) \otimes W(\mathbf{y}) t^a + W(\mathbf{x}) t^a \otimes t^a W(\mathbf{y}) - t^a W(\mathbf{x}) \otimes t^a W(\mathbf{y}) - W(\mathbf{x}) t^a \otimes W(\mathbf{y}) t^a] \quad (73)
\end{aligned}$$

We then obtain for the complete correlator of 2 Wilson lines

$$\begin{aligned}
&= \ln \left( \frac{\Lambda_a \Lambda_b}{s_0} \right) \frac{\alpha_s \Gamma^2(1+\epsilon)}{2\pi^2 \Gamma(1-\epsilon)} \left( \frac{4}{\pi \mu^2} \right)^\epsilon \int d^{2+2\epsilon} z \\
& \left\{ \frac{(\mathbf{x}-\mathbf{z}) \cdot (\mathbf{x}-\mathbf{z})}{[(\mathbf{x}-\mathbf{z})^2]^{1+\epsilon} [(\mathbf{x}-\mathbf{z})^2]^{1+\epsilon}} \left[ 2U^{ab}(z) t^b W(\mathbf{x}) t^a - t^a t^a W(\mathbf{x}) - W(\mathbf{x}) t^a t^a \right] \otimes W(\mathbf{y}) \right. \\
& + \frac{(\mathbf{y}-\mathbf{z}) \cdot (\mathbf{y}-\mathbf{z})}{[(\mathbf{y}-\mathbf{z})^2]^{1+\epsilon} [(\mathbf{y}-\mathbf{z})^2]^{1+\epsilon}} \left[ 2U^{ab}(z) t^b W(\mathbf{y}) t^a - t^a t^a W(\mathbf{y}) - W(\mathbf{y}) t^a t^a \right] \otimes W(\mathbf{x}) \\
& + \frac{(\mathbf{x}-\mathbf{z}) \cdot (\mathbf{y}-\mathbf{z})}{[(\mathbf{x}-\mathbf{z})^2]^{1+\epsilon} [(\mathbf{y}-\mathbf{z})^2]^{1+\epsilon}} \left[ -2t^a W(\mathbf{x}) \otimes t^a W(\mathbf{y}) - 2W(\mathbf{x}) t^a \otimes W(\mathbf{y}) t^a \right. \\
& \left. \left. + 2U^{ab}(z) t^a W(\mathbf{x}) \otimes W(\mathbf{y}) t^b + 2U^{ab}(z) t^a W(\mathbf{y}) \otimes W(\mathbf{x}) t^b \right] \right\}. \quad (74)
\end{aligned}$$

Using the above result it is straightforward to obtain the high energy evolution of an ensemble of  $n$  Wilson lines as

$$-\Lambda_a \frac{d}{d\Lambda_a} [W(\mathbf{x}_1) \otimes \dots \otimes W(\mathbf{x}_n)] = \sum_{i,j=1} H_{ij} [W(\mathbf{x}_1) \otimes \dots \otimes W(\mathbf{x}_n)], \quad (75)$$

with the Balitsky-JIMWLK Hamiltonian

$$\begin{aligned}
H_{ij} = & \frac{\alpha_s \Gamma^2(1+\epsilon)}{2\pi^2 \Gamma(1-\epsilon)} \left( \frac{4}{\pi \mu^2} \right)^\epsilon \int d^{2+2\epsilon} z \frac{(\mathbf{x}_i - \mathbf{z}) \cdot (\mathbf{x}_j - \mathbf{z})}{[(\mathbf{x}_i - \mathbf{z})^2]^{1+\epsilon} [(\mathbf{x}_j - \mathbf{z})^2]^{1+\epsilon}} \\
& \left[ T_{i,L}^a T_{j,L}^a + T_{i,R}^a T_{j,R}^a - U^{ab}(z) \left( T_{i,L}^a T_{j,R}^b + T_{j,L}^a T_{i,R}^b \right) \right]. \quad (76)
\end{aligned}$$

In the presentation we followed here closely [27] and define  $T_{L,i}^a$  and  $T_{R,j}^a$  as the group generators acting to the left (L) or to the right (R) on the Wilson line  $W(\mathbf{x}_i)$ ,

$$T_{L,i}^a [W(\mathbf{z}_i)] \equiv t^a W(\mathbf{z}_i), \quad T_{R,i}^a [W(\mathbf{z}_i)] \equiv W(\mathbf{z}_i) t^a. \quad (77)$$

## 6 Conclusion and Outlook

We investigated to which extent it is possible to obtain within Lipatov’s high energy effective action gluon and quark propagators, which resum interaction with a strong (reggeized) gluon background field, and whether the effective action allows to rederive Balitsky-JIMWLK evolution. We found that both question can be answered positively. To arrive at this result, we used a special parametrization of the gluonic field, already proposed in [11]. This parametrization allows both an expansion of the gluonic field around the reggeized gluon field – which is assumed to be strong – and provides consistent gauge transformation properties for the parametrized gluonic field. Expanding the resulting effective Lagrangian up to quadratic order in quantum fluctuations around the strong reggeized gluon field, we obtain a new kind of gluon-gluon-reggeized gluon vertex as well the usually quark-quark-reggeized gluon vertex. Both vertices allow for a straightforward resummation of the reggeized gluon field to all orders into Wilson lines. The resulting resummed gluon and quark propagators agree for  $v_- = 0$  light-cone gauge with corresponding propagators which include all order resummation of a gluonic background field in light-cone gauge. The latter are frequently employed in the calculation of perturbative observables in the presence of high parton densities, in particular within the Color Glass Condensate effective theory. Finally we demonstrated that these propagators allow to recover the complete (leading order) Balitsky-JIMWLK evolution equation for Wilson lines from Lipatov’s high energy effective action.

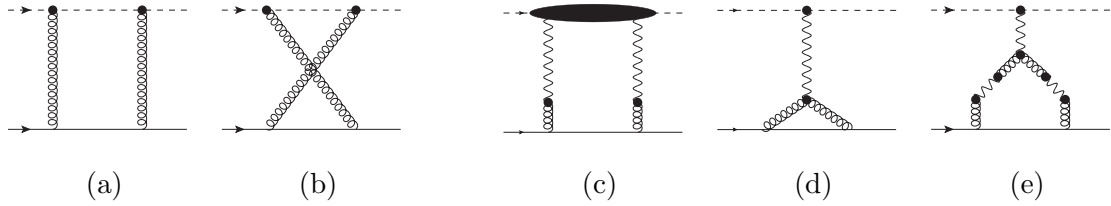
Our results demonstrate that high energy factorization as formulated within the Balitsky-JIMWLK evolution and high energy factorization as formulated within Lipatov’s high energy effective action are equivalent. At the same time, Lipatov’s high energy effective action provides additional flexibility for actual calculations, since it allows to adopt in a straightforward manner different gauges to determine quantum fluctuations of the gluonic field. Moreover a matching of results obtained within the BFKL-formalism and Lipatov’s high energy effective action on the one hand and light-front perturbation theory and the Color-Glass-Condensate should be now facilitated. As an important side result we confirm the proposed determination of the reggeized gluon from Balitsky-JIMWLK evolution proposed in [27], within the context of Lipatov’s high energy effective action.

Future lines of research need to address the mentioned matching of NLO results obtained within the two different frameworks as well as the the explicit calculation of new NLO observables. Even though a number of important NLO results have been obtained in the past for scattering of a perturbative projectile on a dense target, see *i.e.* [34], there is still a need to refine the available tools for such calculations. Another direction of research needs to address the possible description of central production processes at high parton densities as *i.e.* required for the analysis of nucleus-nucleus collisions and/or high multiplicity events. While the current study is limited to the quasi-elastic region, such a program requires the investigation of the corresponding effective action which contains induced terms for both plus and minus reggeized gluon fields. This is also related to the question whether such central production terms can be formulated in a way which gives automatically rise to the Balitsky-JIMWLK hierarchy. Related to this question is the possible extension of Balitsky-JIMWLK evolution to exclusive observables, generalizing already existing results [35].

## Acknowledgments

Conversations with Lev N. Lipatov, Jochen Bartels, Agustin Sabio Vera, Grigorios Chachamis, Jose D. Madrigal Martinez and Krzysztof Kutak on the effective action and related topics as well as collaboration with Alejandra Ayala, Jamal Jalilian-Marian and Maria-Elena Tejeda Yeomans at an early stage of this project are gratefully acknowledged.

## A Multi-gluon exchange within the high energy effective action



**Figure 3:** Left: 2 gluon exchange within QCD. Right: The corresponding decomposition within the high energy effective action in symmetric (2 reggeized gluon exchange) and anti-symmetric contribution

We consider in the following the interaction of a Wilson line in the fundamental representation with a color current, where the interaction is mediated through the exchange of reggeized gluons. To embed the Wilson line into a physical process (and to take the regarding high energy limit), one can for instance use the vertex Eq. (41), and combine it with corresponding quark spinors; this relates then the following discussion to scattering of a quark on a color current. For definiteness we take for the color current on which the Wilson is scattering a quark. The following result does not depend on those details. We are further only interested in  $t$ -channel gluon exchange of (high energy) gluons between the Wilson line and the color current; couplings of the reggeized gluon to the quark take therefore place through the QCD quark-gluon vertex as well as induced vertices Fig. 1.

Starting with two gluon exchange as the first non-trivial contribution we have within conventional QCD the two diagrams depicted in Fig. 3.a-b, while the two relevant contributions within the high energy effective action are given in Fig. 3.c-e. The black blob denotes the various couplings of the reggeized gluon to the Wilson line. For two reggeized gluons one has

$$\begin{aligned}
 & \text{Diagram (c)} = \text{Diagram (d)} + \text{Diagram (e)} \\
 & = igt^{c_2} \frac{i}{k_1^- + i\epsilon} igt^{c_1} + igt^{c_1} \frac{i}{k_2^- + i\epsilon} igt^{c_2}. \quad (78)
 \end{aligned}$$

Due to high-energy kinematics, the loop integral in the diagram with two reggeized gluon exchange of Fig. 3.c factorizes. It is therefore possible to associate the integration over minus

momentum directly with the Wilson line:

$$\begin{aligned} \int \frac{dk_1^-}{2\pi} \int \frac{dk_2^-}{2\pi} 2\pi\delta(k_1^- + k_2^-) \text{---} \begin{array}{c} \text{---} \text{---} \\ \text{---} \text{---} \\ \text{---} \text{---} \end{array} \text{---} &= (ig)^2 \cdot \frac{1}{2} (t^{c_1} t^{c_2} + t^{c_2} t^{c_1}) \\ &= (ig)^2 S_2(12). \end{aligned} \quad (79)$$

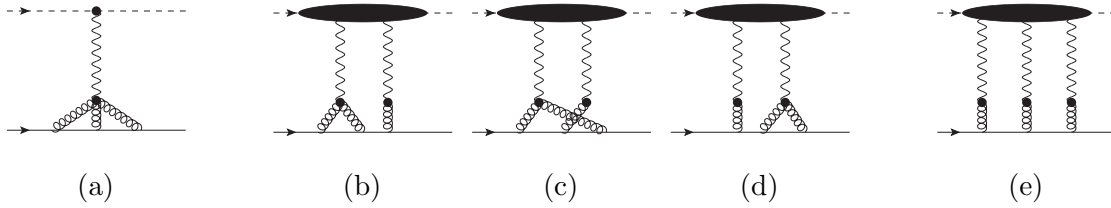
In the above we used a short-hand notation, introduced in [28],

$$[i, j] \equiv [t^{c_i}, t^{c_j}] \quad S_n(1 \dots n) \equiv \frac{1}{n!} \sum_{i_1, \dots, i_n} t^{c_{i_1}} \dots t^{c_{i_n}} \quad (80)$$

where in the second term the sum is taken over all permutations of the numbers  $1, \dots, n$ . Using this notation, a possible decomposition of a color tensor with two adjoint color indices is given by the following basis,

$$[1, 2], \quad S_2(12). \quad (81)$$

In [28], this decomposition has been used to construct the pole prescription for induced vertices, by projecting out the anti-symmetric sector of the complete color structure of a Wilson line. Using this pole prescription and associating the integration over minus momentum similar with the 1 reggeized gluon to 2 reggeized gluon splitting, similar to Eq. (79), it is then straightforward to demonstrate that diagrams such as Fig. 3.e vanishes. We note that this holds for all splittings of a single reggeized gluons into  $n$  reggeized gluons at tree-level, *i.e.* such splittings are generally absent within this particular pole prescription<sup>5</sup> after integration over corresponding light-cone momenta. The only diagrams left are therefore Fig. 3.c and Fig. 3.d, where the induced vertex associated with Fig. 3.d, carries the color tensor  $[1, 2]$ , providing therefore the anti-symmetric contribution missing in Eq. (79). For an explicit decomposition of diagrams such as Fig. 3.a and Fig. 3.b, we refer the interested reader to [21, 28].



**Figure 4:** Three gluon exchange within the high energy effective action. Left: The anti-symmetric contribution. Center: The contribution with mixed symmetry. Right: The symmetric contribution.

The corresponding symmetry decomposition for three adjoint color indices is provided by the following six tensors:

$$[[3, 1], 2], \quad [[3, 2], 1], \quad S_2([1, 2]3), \quad S_2([1, 3]2), \quad S_2([2, 3]1), \quad S_3(123). \quad (82)$$

<sup>5</sup>We note that a prescription different from the one of [28] has been used in [20]. We point out the possibility that the arguments presented here may not hold for this particular prescription.

With

It is straightforward to demonstrate that

$$\int \frac{dk_1^-}{2\pi} \int \frac{dk_2^-}{2\pi} \int \frac{dk_3^-}{2\pi} 2\pi\delta(k_1^- + k_2^- + k_3^-) \text{ (diagram of Wilson line with 3 gluons) } = (ig)^3 S_3(123). \quad (84)$$

We therefore find that Fig. 4.a represents the color tensor  $[[3, 1], 2]$  and  $[[3, 2], 1]$  through the color tensors contained in the induced vertex Fig. 1. Fig. 4.b-d provide the color tensors  $S_2([1, 2]3)$ ,  $S_2([1, 3]2)$ , and  $S_2([2, 3]1)$ , through the combination of the symmetric 2 reggeized gluon state with the induced vertex. Finally Fig. 4.e provides the color tensor  $S_3(123)$ . For the explicit construction of the Wilson line with three gluons decomposed into the above color tensors, we refer the interested reader again to [21, 28], where furthermore some details on the four gluon exchange can be found. The general picture should be nevertheless already clear at this stage: even though the color tensor associated with  $n$  reggeized gluons coupled to a Wilson line is automatically symmetric, the high energy effective action is capable to construct the complete color structure provided by path ordered gluons making use of the additional induced vertices. The latter provide the necessary anti-symmetric color tensors as well as corresponding terms of mixed symmetry if combined with multiple reggeized gluon exchange.

## B Quantum fluctuations of Wilson line

In the following we provide further details on the derivation of the Feynman rules for the calculation of Wilson lines. The propagator without fluctuations is easily obtained from the action Eq. (63). In particular

$$\left\langle \infty \left| \frac{1}{1 + \frac{g}{\partial_+ + \epsilon} A_+} \frac{1}{\partial_+ + \epsilon} \right| -\infty \right\rangle = \text{P exp} \left( \frac{-g}{2} \int_{-\infty}^{\infty} dz^+ A_+ \right) = W[A_+](z, x_0^-). \quad (85)$$

To include fluctuations, we first consider the case  $A_+ \rightarrow A_+ + [A_+, \frac{g}{\partial_-} v_-]$ . Since  $\partial_- A_+ = 0$ , the operator  $1/\partial_-$  does not act on the  $A_+$ -fields. We therefore consider a shift of the form  $A_+(x) \rightarrow A_+(x) + [A_+(x), w(x)] = A_+(x) + [A_+(x), w(0, \mathbf{x}, x^-)]$  with  $w(x) = \frac{g}{\partial_-} v_-(x)$  and where we used the delta function implicitly contained in  $A_+$  to set  $x^+ = 0$  in the fluctuation  $w(x)$ . Expanding to linear order in  $w$ ,

$$\begin{aligned} (A_+ + [A_+(x), w(x)])^n &= A_+^n + \sum_{i=0}^{n-1} (A_+^{i+1} w A_+^{n-i-1} - A_+^i w A_+^{n-i}) + \mathcal{O}(w^2) \\ &= A_+^n + \sum_{i=1}^n A_+^i w A_+^{n-i} - \sum_{i=0}^{n-1} A_+^i w A_+^{n-i} + \mathcal{O}(w^2) \\ &= A_+^n + A_+^n w - w A_+^n + \mathcal{O}(w^2). \end{aligned} \quad (86)$$

one finds

$$W[A^+ + [A^+, w]](\mathbf{x}, x^-) = W[A^+] + W[A^+] \cdot w(x) - w(x) \cdot W[A^+] + \mathcal{O}(w^2) \quad (87)$$

where  $w(x) = w(x^+ = 0, \mathbf{x}, x^-)$ . The fluctuation  $A_+ \rightarrow A_+ + [A_+, \frac{g}{\partial_-} v_-]$  leads therefore to

$$\frac{g}{\partial_-} [W[A_+](\mathbf{x}, x_0^-), v_-(x)] = \frac{g}{2} \int_{-\infty}^{x_0^-} dx^- [W[A_+](\mathbf{x}, x_0^-), v_-(x)], \quad (88)$$

which translates directly into the Feynman rule Fig. 2.c. The second type of fluctuations requires a shift of the form,

$$V_+(x) = A_+(x) + v_+(x), \quad (89)$$

where  $v_+$  does not have delta-like support. One finds to linear order in the fluctuations  $v_+(x)$ ,

$$\begin{aligned} W[A + v](x) \Big|_{x^+=\infty} &= W[A](x) \Big|_{x^+=\infty} \\ &+ \sum_{n=0}^{\infty} \left( \frac{-g}{2} \right)^n \prod_{i=1}^n \int dx_i^+ \sum_{j=1}^n A_+(x_1) \dots A_+(x_{j-1}) v_+(x_j) A_+(x_{j+1}) \dots A_+(x_n) \\ &\quad \theta(x_1^+ - x_2^+) \dots \theta(x_{j-1}^+ - x_j^+) \theta(x_j^+ - x_{j+1}^+) \dots \theta(x_{n-1}^+ - x_n^+) + \mathcal{O}(v_+^2). \end{aligned} \quad (90)$$

$A_+(x) \sim \delta(x^+ - x_0^+)$  sets now  $\theta(x_{j-1}^+ - x_j^+) \theta(x_j^+ - x_{j+1}^+) \rightarrow \theta(x_0^+ - x_j^+) \theta(x_j^+ - x_0^+)$ . The integral over  $x_j^+$  has therefore zero support and yields zero result. The only contributions which remain are  $j = 1$  and  $j = n$ , *i.e.* the cases where the  $v_+$  is placed as the first or the last term. For term with  $m$  fluctuations one therefore finds

$$\begin{aligned} \left( \frac{-g}{2} \right)^m \sum_{n=0}^m \prod_{i=1}^n \prod_{j=n+1}^m \int_{x_0^+}^{\infty} dx_i^+ \int_{-\infty}^{x_0^+} dx_j^+ v_+(x_1) \dots v_+(x_n) W[A_+] v_+(x_{n+1}) \dots v_+(x_m) \\ \theta(x_1^+ - x_2^+) \dots \theta(x_{n-1}^+ - x_n^+) \theta(x_{n+1}^+ - x_{n+2}^+) \dots \theta(x_{m-1}^+ - x_m^+). \end{aligned} \quad (91)$$

Fluctuations  $A_+ \rightarrow A_+ + v_+$  are therefore taken into account through a Wilson-line gluon vertex, see Fig. 2 which can be inserted only before or after the  $A_+$  fields to the Wilson line.

## References

- [1] V. S. Fadin, E. A. Kuraev and L. N. Lipatov, Phys. Lett. **60B**, 50 (1975); Sov. Phys. JETP **44**, 443 (1976) [Zh. Eksp. Teor. Fiz. **71**, 840 (1976)]; Sov. Phys. JETP **45**, 199 (1977) [Zh. Eksp. Teor. Fiz. **72**, 377 (1977)].
- [2] I. I. Balitsky and L. N. Lipatov, “The Pomernanchuk Singularity in Quantum Chromodynamics,” *Sov.J.Nucl.Phys.* **28** (1978) 822–829.
- [3] V. S. Fadin, L. N. Lipatov, Phys. Lett. B **429** (1998) 127; M. Ciafaloni, G. Camici, Phys. Lett. B **430** (1998) 349.



- [4] M. Hentschinski, A. Sabio Vera and C. Salas, Phys. Rev. Lett. **110** (2013) no.4, 041601 [arXiv:1209.1353 [hep-ph]]; Phys. Rev. D **87**, no. 7, 076005 (2013) [arXiv:1301.5283 [hep-ph]]; I. Bautista, A. Fernandez Tellez and M. Hentschinski, Phys. Rev. D **94**, no. 5, 054002 (2016) [arXiv:1607.05203 [hep-ph]].
- [5] F. Gelis, E. Iancu, J. Jalilian-Marian and R. Venugopalan, Ann. Rev. Nucl. Part. Sci. **60**, 463 (2010) [arXiv:1002.0333 [hep-ph]].
- [6] I. Balitsky, Nucl. Phys. B **463**, 99 (1996) [hep-ph/9509348].
- [7] J. Jalilian-Marian, A. Kovner, L. D. McLerran and H. Weigert, Phys. Rev. D **55**, 5414 (1997); J. Jalilian-Marian, A. Kovner, A. Leonidov and H. Weigert, Phys. Rev. D **59** (1998) 014014 [hep-ph/9706377]; Phys. Rev. D **59**, 034007 (1999). J. Jalilian-Marian, A. Kovner, and H. Weigert Phys. Rev. D **59**, 014015 (1998).
- [8] J. Jalilian-Marian, A. Kovner, A. Leonidov and H. Weigert, Nucl. Phys. B **504**, 415 (1997),
- [9] A. Kovner, J. G. Milhano and H. Weigert, Phys. Rev. D **62**, 114005 (2000); A. Kovner and J. G. Milhano, Phys. Rev. D **61**, 014012 (1999).
- [10] E. Iancu, A. Leonidov and L. D. McLerran, Nucl. Phys. A **692**, 583 (2001); Phys. Lett. B **510**, 133 (2001); E. Ferreiro, E. Iancu, A. Leonidov and L. McLerran, Nucl. Phys. A **703**, 489 (2002).
- [11] L. N. Lipatov, Nucl. Phys. **B452** (1995) 369-400 [arXiv:hep-ph/9502308 [hep-ph]].
- [12] L. N. Lipatov, Phys. Rept. **286** (1997) 131-198 [hep-ph/9610276].
- [13] M. Hentschinski and A. Sabio Vera, Phys. Rev. D **85**, 056006 (2012) [arXiv:1110.6741 [hep-ph]].
- [14] G. Chachamis, M. Hentschinski, J. D. Madrigal and A. Sabio Vera, Phys. Rev. D **87** (2013) 076009 [arXiv:1212.4992 [hep-ph]].
- [15] M. Hentschinski, J. D. M. Martínez, B. Murdaca and A. Sabio Vera, Nucl. Phys. B **889** (2014) 549 [arXiv:1409.6704 [hep-ph]]; Nucl. Phys. B **887** (2014) 309 [arXiv:1406.5625 [hep-ph]]; Phys. Lett. B **735** (2014) 168 [arXiv:1404.2937 [hep-ph]].
- [16] G. Chachamis, M. Hentschinski, J. D. Madrigal and A. Sabio Vera, Nucl. Phys. B **876**, 453 (2013) [arXiv:1307.2591 [hep-ph]]; Nucl. Phys. B **861**, 133 (2012) [arXiv:1202.0649 [hep-ph]].
- [17] J. Bartels, V. S. Fadin, L. N. Lipatov and G. P. Vacca, Nucl. Phys. B **867**, 827 (2013) doi:10.1016/j.nuclphysb.2012.10.024 [arXiv:1210.0797 [hep-ph]].
- [18] G. Chachamis, M. Hentschinski, J. D. Madrigal and A. Sabio Vera, Phys. Part. Nucl. **45**, 788 (2014) [arXiv:1211.2050 [hep-ph]].
- [19] M. Nefedov and V. Saleev, Mod. Phys. Lett. A **32** (2017) no.40, 1750207 [arXiv:1709.06246 [hep-th]].

- [20] M. A. Braun and M. Y. Salykin, Eur. Phys. J. C **77** (2017) no.7, 498 [arXiv:1702.04796 [hep-ph]]; M. A. Braun, M. B. Vyazovsky, S. S. Pozdnyakov and M. Y. Salykin, Bull. Russ. Acad. Sci. Phys. **80** (2016) no.8, 959 [Izv. Ross. Akad. Nauk Ser. Fiz. **80** (2016) no.8, 1047]; M. A. Braun and M. I. Vyazovsky, Phys. Rev. D **93** (2016) no.6, 065026 [arXiv:1601.03469 [hep-ph]]; M. A. Braun, S. S. Pozdnyakov, M. Y. Salykin and M. I. Vyazovsky, Eur. Phys. J. C **75** (2015) no.5, 222 [arXiv:1502.03152 [hep-ph]]; M. A. Braun, S. S. Pozdnyakov, M. Y. Salykin and M. I. Vyazovsky, Eur. Phys. J. C **74** (2014) no.8, 2989 [arXiv:1402.4786 [hep-ph]]; M. A. Braun, L. N. Lipatov, M. Y. Salykin and M. I. Vyazovsky, Eur. Phys. J. C **71** (2011) 1639 [arXiv:1103.3618 [hep-ph]].
- [21] M. Hentschinski, arXiv:0908.2576 [hep-ph], DESY-THESIS-2009-025.
- [22] M. Hentschinski, Nucl. Phys. Proc. Suppl. **198**, 108 (2010) [arXiv:0910.2981 [hep-ph]].
- [23] J. Bartels, L. N. Lipatov and G. P. Vacca, Nucl. Phys. B **706**, 391 (2005) [hep-ph/0404110]; G. A. Chirilli, L. Szymanowski and S. Wallon, Phys. Rev. D **83** (2011) 014020 [arXiv:1010.0285 [hep-ph]].
- [24] A. Ayala, E. R. Cazaroto, L. A. Hernández, J. Jalilian-Marian and M. E. Tejeda-Yeomans, Phys. Rev. D **90**, no. 7, 074037 (2014) [arXiv:1408.3080 [hep-ph]]; J. Jalilian-Marian, Phys. Rev. D **85** (2012) 014037 [arXiv:1111.3936 [hep-ph]].
- [25] Y. Hatta, E. Iancu, L. McLerran, A. Stasto and D. N. Triantafyllopoulos, Nucl. Phys. A **764**, 423 (2006) [hep-ph/0504182]; Y. Hatta, Nucl. Phys. A **781**, 104 (2007) [hep-ph/0607126].
- [26] S. Bondarenko and M. A. Zubkov, arXiv:1801.08066 [hep-ph]; S. Bondarenko, L. Lipatov, S. Pozdnyakov and A. Prygarin, Eur. Phys. J. C **77** (2017) no.9, 630 [arXiv:1708.05183 [hep-th]]; Eur. Phys. J. C **77** (2017) no.8, 527 [arXiv:1706.00278 [hep-ph]].
- [27] S. Caron-Huot, JHEP **1505** (2015) 093 [arXiv:1309.6521 [hep-th]].
- [28] M. Hentschinski, Nucl. Phys. B **859**, 129 (2012) [arXiv:1112.4509 [hep-ph]].
- [29] E. N. Antonov, L. N. Lipatov, E. A. Kuraev and I. O. Cherednikov, Nucl. Phys. B **721**, 111 (2005) [hep-ph/0411185].
- [30] O. Steinmann, Helv. Physica Acta **33** (1960) 257–298.
- [31] A. Ayala, M. Hentschinski, J. Jalilian-Marian and M. E. Tejeda-Yeomans, Nucl. Phys. B **920** (2017) 232 [arXiv:1701.07143 [hep-ph]]; Phys. Lett. B **761** (2016) 229 [arXiv:1604.08526 [hep-ph]].
- [32] L. D. McLerran and R. Venugopalan, Phys. Rev. D **50**, 2225 (1994) [hep-ph/9402335]; A. J. Baltz, F. Gelis, L. D. McLerran and A. Peshier, Nucl. Phys. A **695**, 395 (2001) [nucl-th/0101024]; F. Gelis and A. Peshier, Nucl. Phys. A **697**, 879 (2002) [hep-ph/0107142]; I. I. Balitsky and A. V. Belitsky, Nucl. Phys. B **629**, 290 (2002) [hep-ph/0110158].
- [33] O. Gituliar, M. Hentschinski and K. Kutak, JHEP **1601** (2016) 181 [arXiv:1511.08439 [hep-ph]]; M. Hentschinski, A. Kusina, K. Kutak and M. Serino, arXiv:1711.04587 [hep-ph].

- [34] R. Boussarie, A. V. Grabovsky, D. Y. Ivanov, L. Szymanowski and S. Wallon, Phys. Rev. Lett. **119** (2017) no.7, 072002 [arXiv:1612.08026 [hep-ph]]; R. Boussarie, A. V. Grabovsky, L. Szymanowski and S. Wallon, JHEP **1611** (2016) 149 [arXiv:1606.00419 [hep-ph]]; G. Beuf, Phys. Rev. D **96**, no. 7, 074033 (2017) [arXiv:1708.06557 [hep-ph]]; B. Ducloué, H. Hänninen, T. Lappi and Y. Zhu, Phys. Rev. D **96**, no. 9, 094017 (2017) [arXiv:1708.07328 [hep-ph]]. G. A. Chirilli, B. W. Xiao and F. Yuan, Phys. Rev. D **86** (2012) 054005 [arXiv:1203.6139 [hep-ph]].
- [35] M. Hentschinski, H. Weigert and A. Schafer, Phys. Rev. D **73**, 051501 (2006) [hep-ph/0509272].