

Structural Properties of Bichromatic Non-crossing Matchings

Marko Savić*

Miloš Stojaković*

January 13, 2022

Abstract

Given a set of n red and n blue points in the plane, we are interested in matching red points with blue points by straight line segments so that the segments do not cross. We develop a range of tools for dealing with the non-crossing matchings of points in convex position. It turns out that the points naturally partition into groups that we refer to as orbits, with a number of properties that prove useful for studying and efficiently processing the non-crossing matchings.

Bottleneck matching is a matching that minimizes the length of the longest segment. Illustrating the use of the developed tools, we solve the problem of finding bottleneck matchings of points in convex position in $O(n^2)$ time. Subsequently, combining our tools with a geometric analysis we design an $O(n)$ -time algorithm for the case where the given points lie on a circle. The best previously known running times were $O(n^3)$ for points in convex position, and $O(n \log n)$ for points on a circle.

1 Introduction

1.1 Bichromatic non-crossing matchings

Let R and B be sets of n red and n blue points in the plane, respectively, with $P = R \cup B$ and $R \cap B = \emptyset$. Let M be a perfect matching of points in R to points in B using n straight line segments, that is, each point is an endpoint of exactly one line segment, and each line segment has one red and one blue endpoint. If the line segments do not cross, we refer to such a matching as a bichromatic non-crossing matching.

Related work Geometric non-crossing matchings by straight line segments are widely researched. In case there are two groups of objects and the members of one group are to be matched with the members of the other, we naturally arrive to the bichromatic matchings, often also referred to as the *red-blue matchings*. The examples of real-life problems that fall into this category are numerous, with a whole range of the so-called problems of *supply and demand*,

*University of Novi Sad, Faculty of Sciences, Department of Mathematics and Informatics. Partly supported by Ministry of Education, Science and Technological Development of the Republic of Serbia (Grant No. 451-03-9/2021-14/200125). Partly supported by Provincial Secretariat for Higher Education and Scientific Research, Province of Vojvodina (Grant No. 142-451-3227/2020-01). {marko.savic, milos.stojakovic}@dmi.uns.ac.rs

e.g. matching shoppers and shops, antennas and receivers, etc. A survey by Kaneko and Kano [1] gives an overview of various problems on red and blue points in the plane, including the matching problems. Several papers [2, 3] take a closer look at the algorithms for finding non-crossing planar straight line matchings between red points on one side and various blue objects (in more generality) on the other, devoting particular attention to the special case of blue objects also being points. Note that some geometric versions of the Monge-Kantorovich transportation problem, an optimization problem for matching mines with factories to minimize cost, see [4] for a survey, result in crossing-free straight line matchings of mines and factories, with possible multiplicities depending on the weight distribution.

Several papers [5, 6, 7] study the collection of *all* possible bichromatic non-crossing straight line red-blue matchings of two given equal-sized planar sets of red and blue points. A number of interesting structural properties of this collection are established, looking into the possibilities to gradually change one matching into the other through a sequence of matchings, such that every pair of consecutive matchings in the sequence has a non-crossing union. A similar problem on monochromatic point sets, where every pair of points is allowed to be matched, has also been looked at, see e.g. [8].

The problem of finding a geometric non-crossing Hamilton path that alternately visits the elements of a given red point set and equally sized blue point set, with certain additional requirements, was studied in [9], with an obvious connection to the red-blue matchings (as we can find one in each such Hamilton path). In [10], the connections of crossing-free red-blue planar matchings and crossing-free red-blue spanning trees are explored. Bounds on the total number of crossing-free red-blue perfect matchings are given in [11].

Our results We take a closer look at the bichromatic non-crossing matchings of points in convex position. In this case, it is straightforward to see that two line segments of a matching cross if and only if their two pairs of endpoints are interleaved in the cyclic order around the convex hull of the given point set. Therefore, the collection of all valid matchings is fully determined by the sequence of red and blue points around the convex hull.

In order to efficiently deal with bichromatic non-crossing matchings on points in convex position we introduce a structure that we refer to as *orbits*, which turn out to capture well the properties of such matchings. As we will show, the points naturally partition into sets, i.e., orbits, in such a way that two points of different colors can be connected by a segment in a non-crossing perfect matching if and only if they belong to the same orbit. We go on to study the structure of individual orbits, their properties, as well as the relationship of different orbits of the same point set.

This apparatus enables us to get a grip on the bichromatic non-crossing matchings of points in convex position and work with them in a more efficient manner, with a potential to apply our machinery on the whole range of problems dealing with these matchings. We will present one such application in this article. It is worth noting that another application to several matching optimisation problems recently appeared in [12].

1.2 Bottleneck matchings

We will illustrate the applicability of our theory of orbits on the problem of efficiently finding the so-called *bottleneck* bichromatic non-crossing matching of points in convex position.

Denote the length of a longest line segment in a straight segment geometric matching M with $\text{bn}(M)$, which we also call the *value* of M . We aim to find a perfect matching under given

constraints that minimizes $\text{bn}(M)$. Any such matching is called a *bottleneck matching* of P .

Bottleneck matchings – monochromatic case. The monochromatic variant of the problem is the case where points are not assigned colors, and any two points are allowed to be matched.

In [13], Chang, Tang and Lee gave an $O(n^2)$ -time algorithm for computing a bottleneck matching of a point set, but allowing crossings. This result was extended by Efrat and Katz in [14] to higher-dimensional Euclidean spaces.

The problem of computing bottleneck monochromatic non-crossing matching of a point set is shown to be NP-complete by Abu-Affash, Carmi, Katz and Trablesi in [15]. They also proved that it does not allow a PTAS, gave a $2\sqrt{10}$ factor approximation algorithm, and showed that the case where all points are in convex position can be solved exactly in $O(n^3)$ time. We improved this result in [16] by constructing an $O(n^2)$ -time algorithm.

Bottleneck matchings – bichromatic case. The problem of finding a bottleneck bichromatic non-crossing matching was proved to be NP-complete by Carlson, Armbruster, Bellam and Saladi in [17]. But for the version where crossings are allowed, Efrat, Itai and Katz showed in [18] that a bottleneck matching between two point sets can be found in $O(n^{3/2} \log n)$ time.

Biniarz, Maheshwari and Smid in [19] studied special cases of bottleneck bichromatic non-crossing matchings. They showed that the case where all points are in convex position can be solved in $O(n^3)$ time, utilizing an algorithm similar to the one for monochromatic case presented in [15]. They also considered the case where the points of one color lie on a line and all points of the other color are on the same side of that line, providing an $O(n^4)$ algorithm to solve it. The same results for these special cases are independently obtained in [17]. An even more restricted problem is studied in [19], a case where all points lie on a circle, for which an $O(n \log n)$ -time algorithm is given.

A variant of the bichromatic case is the so-called bicolored (or multicolored, when there are arbitrary many colors) case, where only the points of the *same* color are allowed to be matched. Abu-Affash, Bhore and Carmi in [20] examined bicolored matchings that minimize the number of crossings between edges matching different color sets. They presented an algorithm to compute a bottleneck matching of points in convex position among all matchings that have no crossings of this kind.

Our results Using the orbit theory we solve the problem of finding a bottleneck bichromatic non-crossing matching of points in convex position in $O(n^2)$ time, improving upon the best previously known algorithm of $O(n^3)$ -time complexity. Also, combining the same tool set with a geometric analysis we design an optimal $O(n)$ algorithm for the same problem when the points lie on a circle, where the best previously known algorithm has $O(n \log n)$ -time complexity.

1.3 Preliminaries and organization

As we deal with bichromatic perfect matchings without crossings, from now on, when we talk about matchings, it is understood that we refer to bichromatic matchings that are both perfect and crossing-free.

Also, we assume that the given points in P are in convex position, i.e., they are the vertices of a convex polygon \mathcal{P} . Let us label the points of P by $p_0, p_1, \dots, p_{2n-1}$ in the positive (counter-

clockwise) direction. To simplify the notation, we will often use only indices when referring to points. We write $\{i, \dots, j\}$ to represent the set $\{i, i+1, i+2, \dots, j-1, j\}$. Arithmetic operations on indices are done modulo $2n$. Note that i is not necessarily less than j , and that $\{i, \dots, j\}$ is not the same as $\{j, \dots, i\}$.

Definition 1 (Balanced, Blue-heavy, Red-heavy). *A bichromatic set of points is balanced if it contains the same number of red and blue points. If the set has more red points than blue, we say that it is red-heavy, and if there are more blue points than red, we call it blue-heavy.*

As we already mentioned, we assume that P consists of n red and n blue points, i.e., it is balanced.

The following lemma is a well-known result that ensures the existence of a balanced matching on a point set. A couple of proofs, along with an algorithm that computes one such matching in $O(n \log^2 n)$ time, can be found in [21].

Lemma 1. *Every balanced set of points admits a matching.*

Definition 2 (Feasible pair). *We say that (i, j) is a feasible pair if there exists a matching containing (i, j) .*

We will make good use of the following characterization of feasible pairs.

Lemma 2. *A pair (i, j) is feasible if and only if i and j have different colors and $\{i, \dots, j\}$ is balanced.*

Proof. If (i, j) is feasible, then i and j have different colors. Also, there is a matching that contains the pair (i, j) , and at the same time the set $\{i+1, \dots, j-1\}$, containing all points on one side of the line ij , is matched. Then $\{i+1, \dots, j-1\}$ must be balanced, so $\{i, \dots, j\}$ is balanced as well.

On the other hand, if i and j are of different colors and $\{i, \dots, j\}$ is balanced, then both $\{i+1, \dots, j-1\}$ and $\{j+1, \dots, i-1\}$ are also balanced. Thus we can match i with j , and Lemma 1 ensures that each of the sets $\{i+1, \dots, j-1\}$ and $\{j+1, \dots, i-1\}$ can be matched. Clearly, the obtained matching remains crossing-free. \square

The statement of Lemma 2 is quite simple, and we will apply it on many occasions. To avoid its numerous mentions that could make some of our proofs unnecessarily cumbersome, from now on we will use it without explicitly stating it.

The rest of the paper is organized as follows. In Section 2 we formally define orbits and derive numerous properties that hold for them. We note the existence of a structured relationship between orbits. This leads us to the definition of orbit graphs for which we show certain properties. In Section 3 we construct an efficient algorithm for finding a bottleneck matching of points in convex position. For this we follow the general idea from [16], but now we use orbits and their properties for the proofs. In Section 4 we again use properties of orbits and orbit graph to solve the problem of finding a bottleneck matching for points on a circle in $O(n)$ time.

2 Orbits and their properties

Definition 3 (Functions o^+ and o^-). *By $o^+, o^- : P \rightarrow P$ we denote functions, such that $o^+(i)$ is the first point j starting from i in the positive direction with (i, j) being feasible, and $o^-(i)$ is the first point j starting from i in the negative direction with (i, j) being feasible.*

As P is balanced, Lemma 1 guarantees that both o^+ and o^- are well-defined.

Proposition 3. *If a set $\{i, \dots, j\}$ is such that the number of points in $\{i, \dots, j\}$ of the same color as i is not larger than the number of points of the other color, then $o^+(i) \in \{i+1, \dots, j\}$.*

If a set $\{i, \dots, j\}$ is such that the number of points in $\{i, \dots, j\}$ of the same color as j is not larger than the number of points of the other color, then $o^-(j) \in \{i, \dots, j-1\}$.

Proof. W.l.o.g. assume that i is red. We observe the difference between the number of red points and the number blue points in $\{i, \dots, k\}$, as k goes from i to j . In the beginning, when $k = i$, this difference is 1, and at the end, when $k = j$ the difference is at most 0. In each step this difference changes by 1, so the first time this difference is 0, the point k must be blue. This is the first time the set $\{i, \dots, k\}$ is balanced, and hence $o^+(i) = k \in \{i+1, \dots, j\}$.

The second part of the proposition is proven analogously. \square

A straightforward consequence of Proposition 3 follows.

Proposition 4. *If $\{i, \dots, j\}$ is balanced, then $o^+(i) \in \{i+1, \dots, j\}$ and $o^-(j) \in \{i, \dots, j-1\}$.* \square

The next proposition establishes the connection between o^+ and o^- .

Proposition 5. *Functions o^+ and o^- are bijective, and they are inverses of each other.*

Proof. It is enough to prove that, for all $i \in P$, we have $o^+(o^-(i)) = i$ and $o^-(o^+(i)) = i$.

Let $j = o^+(i)$ and $k = o^-(j)$. Suppose that $i \neq k$. By definition of o^+ , the set $\{i, \dots, j\}$ is balanced, so by Proposition 4 we have that $k \in \{i, \dots, j-1\}$. On the other hand, by definition of o^- , the set $\{k, \dots, j\}$ is also balanced, so $\{i, \dots, k-1\}$ must be balanced as well. But this means, again by Proposition 4, that $o^+(i) \in \{i+1, \dots, k-1\}$, which is a contradiction. Hence, $o^-(o^+(i)) = i$. The claim that $o^+(o^-(i)) = i$ is proven analogously. \square

This proposition allows us that instead of using both o^+ and o^- , we just use the function $o := o^+$, along with the standard notation $o^k, k \in \mathbb{Z}$, to represent the repeated composition of o with itself, where o appears k times. By definition, o^0 is the identity function on P , and expressions with a negative integer in the exponent are evaluated using the inverse function, $o^{-k} = (o^-)^k$.

Now we are ready to define orbits.

Definition 4 (Orbit). *The orbit of i , denoted by $\mathcal{O}(i)$, is defined by $\mathcal{O}(i) := \{o^k(i) : k \in \mathbb{Z}\}$. By $\mathcal{O}(P)$ we denote the set of all orbits of the set P of points in convex position, that is, $\mathcal{O}(P) := \{\mathcal{O}(i) : i \in P\}$.*

An example of a balanced 2-colored set of points in convex position, along with its set of orbits can be found in Figure 1. Note that from the definition of orbits it is clear that for each $j \in \mathcal{O}(i)$ we have $\mathcal{O}(j) = \mathcal{O}(i)$, and thus the set of all orbits is a *partition* of the set of all points.

It is not hard to convince oneself that the number of orbits can be anything from 1, when colors alternate, as in Figure 2(a), to $n/2$, when points in each color group are consecutive, as in Figure 2(b).

Next, we prove a number of properties of orbits.

The first proposition provides a simple characterization of a feasible pair via orbits, which is essential for our further application of orbits.

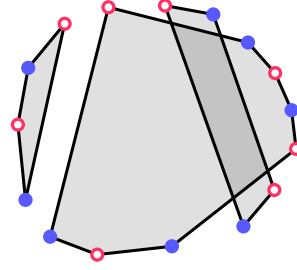


Figure 1: Orbits – an example.

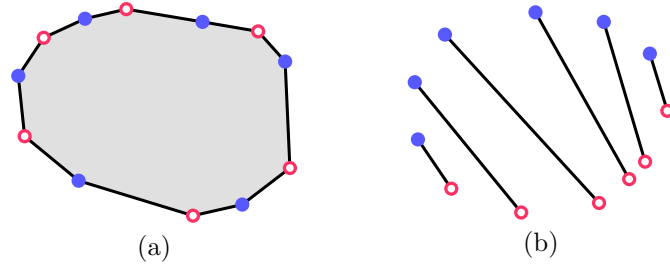


Figure 2: (a) One orbit of size $2n$. (b) n orbits of size 2.

Proposition 6. *Points i and j form a feasible pair if and only if they have different colors and $\mathcal{O}(i) = \mathcal{O}(j)$.*

Proof. First, suppose that i and j have different colors and belong to the same orbit. Then $j = o^s(i)$, where s is odd (as i and j have different colors). For each $r \in \{0, \dots, s-1\}$, the pair $(o^r(i), o^{r+1}(i))$ is feasible so $\{o^r(i), \dots, o^{r+1}(i)\}$ is balanced. This, together with the fact that the sequence $o^0(i), o^1(i), \dots, o^s(i)$ alternates between red and blue points, implies that $\{i, \dots, j\}$ is balanced as well, that is, the pair (i, j) is feasible.

Next, let (i, j) be a feasible pair, where, say, i is red and j is blue. Suppose for a contradiction that i and j belong to different orbits. Let r be such that $j \in \{o^r(i) + 1, \dots, o^{r+1}(i) - 1\}$, see Figure 3. W.l.o.g. suppose that $o^r(i)$ is blue (the other case is symmetrical with respect to the direction around P). Since both $(i, o^r(i))$ and (i, j) are feasible pairs, then $\{o^r(i) + 1, \dots, j\}$ is balanced. The points $o^r(i)$ and j are of the same color, so $\{o^r(i), \dots, j-1\}$ is also balanced.

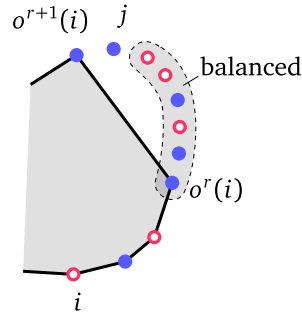


Figure 3: Illustrating the proof of Proposition 6.

However, Proposition 4 implies that $o^{r+1}(i) = o(o^r(i)) \in \{o^r(i) + 1, \dots, j - 1\}$, which contradicts the choice of r . \square

The following proposition discusses the way a feasible pair divides an orbit, whether it belongs to it or not.

Proposition 7. *A feasible pair divides points of any orbit into two balanced parts.*

Proof. Let (i, j) be a feasible pair and let \mathcal{A} be an orbit. By Proposition 6 points can be matched only within their orbit, so if $\{i, \dots, j\} \cap \mathcal{A}$ is not balanced, then it is not possible to complete a matching containing (i, j) which contradicts (i, j) being feasible. \square

Informally speaking, the following proposition ensures that by repeatedly applying function o , we follow the points of an orbit as they appear on \mathcal{P} , thus visiting *all* the points of the orbit in a *single* turn around the polygon.

Proposition 8. *For every point i , no point of $\mathcal{O}(i)$ lies between i and $o(i)$, that is, $\{i, \dots, o(i)\} \cap \mathcal{O}(i) = \{i, o(i)\}$.*

Proof. Suppose there is a point $j \in \mathcal{O}(i)$ such that $j \in \{i, \dots, o(i)\} \setminus \{i, o(i)\}$. The colors of i and $o(i)$ are different, so the color of j is either different from i or from $o(i)$.

If i and j have different colors, knowing that they belong to the same orbit, by Proposition 6 the pair (i, j) is feasible, which contradicts $o(i)$ being the first point from i in the positive direction such that $(i, o(i))$ is feasible.

The case when $o(i)$ and j have different colors is treated analogously. \square

The following two propositions are simple consequences of the previous statement.

Proposition 9. *Any two neighboring points in an orbit have different colors.*

Proof. From Proposition 8 we have that if i and j are neighboring points on an orbit, then either $j = o(i)$ or $i = o(j)$. By the definition of the function o , this means that i and j have different colors. \square

Proposition 10. *Every orbit is balanced.*

Proof. This follows directly from Proposition 9. \square

Next, we discuss a structural property of two different orbits.

Proposition 11. *Let i and j be points from two different orbits such that there are no other points from their orbits between them, that is, $\{i, \dots, j\} \cap \mathcal{O}(i) = i$ and $\{i, \dots, j\} \cap \mathcal{O}(j) = j$. Then, i and j have the same color.*

Proof. Suppose for a contradiction that i and j have different colors, say, i is blue and j is red. Since they are not from the same orbit, by Proposition 6 the pair (i, j) is not feasible. Thus, $\{i, \dots, j\}$ is not balanced, so it is either red-heavy or blue-heavy.

If it is red-heavy, then by Proposition 3 we have $o(i) \in \{i + 1, \dots, j\}$, which contradicts $\{i, \dots, j\} \cap \mathcal{O}(i) = i$.

If $\{i, \dots, j\}$ is blue-heavy, then, again by Proposition 3, $o^{-1}(j) \in \{i, \dots, j-1\}$, which contradicts $\{i, \dots, j\} \cap \mathcal{O}(j) = j$. \square

Moving on to the algorithmic part of the story, we show that we can efficiently compute all the orbits, or more precisely – all the values of the function o .

Lemma 12. *The function $o(i)$, for all i , can be computed in $O(n)$ time.*

Proof. The goal is to find $o(i)$ for each $i \in P$. We start by showing that there is an $i_0 \in P$ such that for every $j \in P$, we have that $\{i_0, \dots, j\}$ is either balanced or red-heavy, and that we can compute such i_0 in $O(n)$ time.

We define z_i to be the number of red points minus the number of blue points in $\{0, \dots, i-1\}$. All these values can be computed in $O(n)$ time, since $z_i = z_{i-1} \pm 1$, where we take the plus sign if the point $i-1$ is red, and the minus sign if it is blue. For i_0 we take i for which z_i is minimum, breaking ties arbitrarily. It is straightforward to check that the above condition is satisfied: if there were a j such that $\{i_0, \dots, j\}$ is blue-heavy, then z_j would have been less than z_{i_0} , which is impossible due to the way we selected i_0 .

To compute the function o in all the red points, we run the following algorithm.

```

Find  $i_0$  as described.
Create new empty stack  $\mathcal{S}$ .
for  $i \in \{i_0, \dots, i_0 - 1\}$  do
    if  $i \in R$  then
         $\mathcal{S}.Push(i)$ 
    else
         $j \leftarrow \mathcal{S}.Pop()$ 
         $o(j) \leftarrow i$ 

```

The way i_0 is chosen guarantees that for every $j \in P$, the number of blue points in the set $\{i_0, \dots, j\}$ is at most the number of red points in the same set, i.e., the set is either balanced or red-heavy. This ensures that the stack will never be empty when Pop operation is called. When $o(j)$ is assigned, the point j is the last on the stack because each red point that came after j is popped when its blue pair is encountered, meaning that $\{j, \dots, i\}$ is balanced. Moreover, this is the first time such a situation happens, so the assignment $o(j) = i$ is correct.

By running this algorithm we computed the function o in all red points. To compute it in blue points as well, we run an analogous algorithm where the color roles are swapped. All the parts of this process run in $O(n)$ time, so the function o and, thereby, all orbits, are computed in $O(n)$ time as well. \square

We define two categories of feasible pairs according to the relative position within their orbit.

Definition 5 (Edge, Diagonal). *We call a feasible pair (i, j) an edge if and only if $i = o(j)$ or $j = o(i)$; otherwise, it is called a diagonal.*

In other words, pairs consisting of two neighboring vertices of an orbit are edges, and all other feasible pairs are diagonals. Note that edges are not necessarily neighboring vertices in P .

Proposition 13. *If $\{i, \dots, j\}$ is balanced, then points in $\{i, \dots, j\}$ can be matched using edges only.*

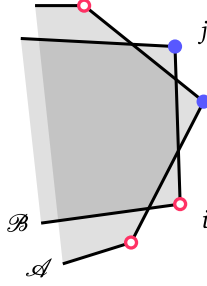


Figure 4: Illustrating the proof of Proposition 15.

Proof. We prove this by induction on the size of $\{i, \dots, j\}$. The statement obviously holds for the base case, where $j = i + 1$, since $(i, i + 1)$ itself must be an edge.

Let us assume that the statement is true for all balanced sets of points of size less than r , and let $|\{i, \dots, j\}| = r$. Proposition 4 implies that $o(i) \in \{i, \dots, j\}$. We construct a matching on $\{i, \dots, j\}$ by taking the edge $(i, o(i))$, and edge-only matchings on $\{i + 1, \dots, o(i) - 1\}$ and $\{o(i) + 1, \dots, j\}$, which are provided by the induction hypothesis. \square

When we speak about edges, we consider them as ordered pairs of points, so that the edge $(i, o(i))$ is considered to be directed from i to $o(i)$. We say that points $\{i, \dots, o(i)\} \setminus \{i, o(i)\}$ lie on the right side of that edge, and points $\{o(i), \dots, i\} \setminus \{i, o(i)\}$ lie on its left side. Directionality and coloring together imply two possible types of edges, as the following definition states.

Definition 6 (Red-blue edge, Blue-red edge). *We say that $(i, o(i))$ is a red-blue edge if $i \in R$, and blue-red edge if $i \in B$.*

Note that sometimes an orbit comprises only two points, in case when $o(o(i)) = i$; we think of it as if it has two edges, $(i, o(i))$ and $(o(i), i)$, one being red-blue and the other being blue-red.

Proposition 14. *Two edges of the same type (both red-blue, or both blue-red) from different orbits do not cross.*

Proof. Let $(i, o(i))$ and $(j, o(j))$ be two edges of the same type, and $\mathcal{O}(i) \neq \mathcal{O}(j)$. Suppose, for a contradiction, that these edges cross, then we either have $j \in \{i, \dots, o(i)\}$ or $i \in \{j, \dots, o(j)\}$.

W.l.o.g. we can assume that $j \in \{i, \dots, o(i)\}$. Then there are no points from $\mathcal{O}(i) \cup \mathcal{O}(j)$ in $\{j, \dots, o(i)\} \setminus \{j, o(i)\}$, and Proposition 11 implies that points $o(i)$ and j have the same color, but this contradicts the assumption that $(i, o(i))$ and $(j, o(j))$ are of the same type. \square

Proposition 15. *For every two orbits $\mathcal{A}, \mathcal{B} \in \mathcal{O}(P)$, $\mathcal{A} \neq \mathcal{B}$, either all points of \mathcal{B} are on the right side of red-blue edges of \mathcal{A} , or all points of \mathcal{B} are on the right side of blue-red edges of \mathcal{A} .*

Proof. Suppose for a contradiction that there are two points from \mathcal{B} , one on the right of a red-blue edge of \mathcal{A} , and the other on the right of a blue-red edge of \mathcal{A} , see Figure 4. Let i and j be two such points with no other points from \mathcal{B} in $\{i, \dots, j\}$ (we can always find such a pair, since each point of \mathcal{B} is either behind a red-blue edge, or behind a blue-red edge of \mathcal{A}). Then, (i, j) is an edge of \mathcal{B} which crosses both a red-blue edge and a blue-red edge of \mathcal{A} , which contradicts Proposition 14. \square

The following proposition tells us about how the orbits are mutually synchronized.

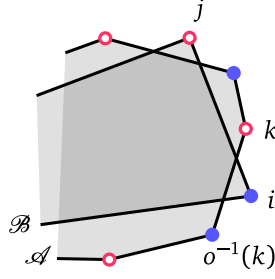


Figure 5: Illustrating the proof of Proposition 16.

Proposition 16. *Let $\mathcal{A}, \mathcal{B} \in \mathcal{O}(P)$. There are no points of \mathcal{B} on the right side of red-blue edges of \mathcal{A} if and only if there are no points of \mathcal{A} on the right of blue-red edges of \mathcal{B} .*

Proof. If $\mathcal{A} = \mathcal{B}$ this is trivially true.

Assume that there is no point of \mathcal{B} on the right side of a red-blue edge of \mathcal{A} . Suppose for a contradiction that there is a blue-red edge (i, j) of \mathcal{B} such that there are points of \mathcal{A} on its right side, see Figure 5. Let k be the first point from \mathcal{A} in $\{i, \dots, j\}$, observed in the positive direction around \mathcal{P} starting from i . It must be red, otherwise point i of \mathcal{B} would be on the right side of the red-blue edge $(o^{-1}(k), k)$ of \mathcal{A} . But now, $i \in \mathcal{B}$ is blue and $k \in \mathcal{A}$ is red, and no points of $\mathcal{A} \cup \mathcal{B}$ are in $\{i, \dots, k\}$ other than i and k , which contradicts Proposition 11.

The other direction is proven analogously. \square

Definition 7 (Relation \preceq). *We define relation \preceq on $\mathcal{O}(P)$ by setting $\mathcal{A} \preceq \mathcal{B}$ if and only if there are no points of \mathcal{B} on the right sides of red-blue edges of \mathcal{A} (which, by Proposition 16, is equivalent to no points of \mathcal{A} being on the right sides of blue-red edges of \mathcal{B}).*

Proposition 17. *The relation \preceq on $\mathcal{O}(P)$ is a total order.*

Proof. For each $\mathcal{A}, \mathcal{B} \in \mathcal{O}(P)$, the following holds.

Totality. $\mathcal{A} \preceq \mathcal{B}$ or $\mathcal{B} \preceq \mathcal{A}$.

If $\mathcal{A} = \mathcal{B}$ this is trivially true. Suppose $\mathcal{A} \preceq \mathcal{B}$ does not hold. Because of Proposition 15, no points of \mathcal{B} are on the right side of blue-red edges of \mathcal{A} , so $\mathcal{B} \preceq \mathcal{A}$, by the definition of the relation \preceq .

Antisymmetry. If $\mathcal{A} \preceq \mathcal{B}$ and $\mathcal{B} \preceq \mathcal{A}$, then $\mathcal{A} = \mathcal{B}$.

From $\mathcal{A} \preceq \mathcal{B}$ we know that no points of \mathcal{A} are on the right side of blue-red edges of \mathcal{B} . But, since $\mathcal{B} \preceq \mathcal{A}$, there are no points of \mathcal{A} on the right side of red-blue edges of \mathcal{B} , either. This is only possible if $\mathcal{A} = \mathcal{B}$.

Transitivity. If $\mathcal{A} \preceq \mathcal{B}$ and $\mathcal{B} \preceq \mathcal{C}$, then $\mathcal{A} \preceq \mathcal{C}$.

If $\mathcal{A} \preceq \mathcal{B}$ then all red-blue edges of \mathcal{A} must lie on the right side of red-blue edges of \mathcal{B} , because no red-blue edges of \mathcal{A} can cross a red-blue edge of \mathcal{B} (Proposition 14) and there are no points of \mathcal{A} on the right side of blue-red edges of \mathcal{B} . But, since $\mathcal{B} \preceq \mathcal{C}$, there are no points of \mathcal{C} right of red-blue edges of \mathcal{B} , so no point of \mathcal{C} can be on the right side of some red-blue edge of \mathcal{A} . Hence, $\mathcal{A} \preceq \mathcal{C}$. \square

Proposition 18. *Let \mathcal{A} and \mathcal{B} , $\mathcal{A} \preceq \mathcal{B}$, be two consecutive orbits in the total order of orbits, that is, there is no \mathcal{L} different from \mathcal{A} and \mathcal{B} , such that $\mathcal{A} \preceq \mathcal{L} \preceq \mathcal{B}$. If i and j are two points, one*

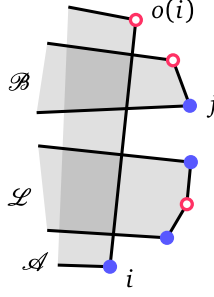


Figure 6: Illustrating the proof of Proposition 18.

from \mathcal{A} and the other from \mathcal{B} such that there are no points from \mathcal{A} or \mathcal{B} in $\{i, \dots, j\}$ other than i and j , then i and j are two consecutive points on \mathcal{P} .

The converse also holds, for any two consecutive points i and $i+1$ in \mathcal{P} which belong to different orbits, orbits $\mathcal{O}(i)$ and $\mathcal{O}(i+1)$ are two consecutive orbits in the total order of orbits.

Note that Proposition 9 and Proposition 11 ensure that two consecutive points in \mathcal{P} belong to different orbits if and only if they have the same color.

Proof. (of Proposition 18) Assume that $i \in \mathcal{A}$ and $j \in \mathcal{B}$ are two points such that $\mathcal{A} \cap \{i, \dots, j\} = \{i\}$ and $\mathcal{B} \cap \{i, \dots, j\} = \{j\}$, see Figure 6. (The case when $i \in \mathcal{B}$ and $j \in \mathcal{A}$ is proven analogously.)

Points i and j must have the same color, by Proposition 11. Since j is on the right side of the edge $(i, o(i))$ and $\mathcal{A} \preceq \mathcal{B}$, that edge must be blue-red, so both i and j are blue.

Suppose that there is an orbit \mathcal{L} with points in $\{i+1, \dots, j-1\}$. But then, those points are on the right side of the blue-red edge $(i, o(i))$ and on the right side of the red-blue edge $(o^{-1}(j), j)$, that is, $\mathcal{A} \preceq \mathcal{L}$ and $\mathcal{L} \preceq \mathcal{B}$, a contradiction.

To show the converse statement, assume that points i and $i+1$ belong to different orbits. W.l.o.g., assume $\mathcal{O}(i) \preceq \mathcal{O}(i+1)$. If there is an orbit \mathcal{L} different from both $\mathcal{O}(i)$ and $\mathcal{O}(i+1)$, such that $\mathcal{O}(i) \preceq \mathcal{L} \preceq \mathcal{O}(i+1)$, then i would lie on the right side of red-blue edges of \mathcal{L} , and no points of $\mathcal{O}(i+1)$ would lie on the right side of red-blue edges of \mathcal{L} . But, this is not possible since the position of points i and $i+1$ must be the same relative to any edge containing neither i nor $i+1$. \square

2.1 Orbit graphs

Definition 8 (Orbit graph). Orbit graph $\mathcal{G}(\mathcal{P})$ is a directed graph whose vertex set is the set of orbits $\mathcal{O}(\mathcal{P})$, and there is an arc from an orbit \mathcal{A} to an orbit \mathcal{B} , that is, $(\mathcal{A}, \mathcal{B}) \in E(\mathcal{G}(\mathcal{P}))$, if and only if \mathcal{A} and \mathcal{B} cross each other and $\mathcal{A} \preceq \mathcal{B}$.

Proposition 19. Let $\mathcal{A}, \mathcal{B}, \mathcal{C} \in \mathcal{O}(\mathcal{P})$. If both $(\mathcal{A}, \mathcal{B})$ and $(\mathcal{A}, \mathcal{C})$ are arcs of $\mathcal{G}(\mathcal{P})$, or both $(\mathcal{B}, \mathcal{A})$ and $(\mathcal{C}, \mathcal{A})$ are arcs of $\mathcal{G}(\mathcal{P})$, then either $(\mathcal{B}, \mathcal{C})$ is an arc of $\mathcal{G}(\mathcal{P})$, or $(\mathcal{C}, \mathcal{B})$ is an arc of $\mathcal{G}(\mathcal{P})$.

Proof. Assume that in $\mathcal{G}(\mathcal{P})$ there is an arc between \mathcal{A} and \mathcal{B} , an arc between \mathcal{A} and \mathcal{C} , but no arc between \mathcal{B} and \mathcal{C} . By definition, \mathcal{A} crosses both \mathcal{B} and \mathcal{C} , and \mathcal{B} and \mathcal{C} do not cross, as illustrated in Figure 7. Then, there is an edge (i, j) of \mathcal{B} such that the whole \mathcal{C} lies on its right side, and there is an edge (k, l) of \mathcal{C} such that the whole \mathcal{B} lies on its right side.

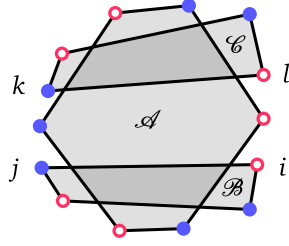


Figure 7: Illustrating the proof of Proposition 19.

From Proposition 11 we know that points i and l must be of the same color. Therefore, edges (i, j) and (k, l) are of different types. Orbit \mathcal{A} crosses both \mathcal{B} and \mathcal{C} , so it must cross both (i, j) and (k, l) . If $\mathcal{A} \preceq \mathcal{B}$ then (i, j) must be red-blue, since there are points of \mathcal{A} on the right side of (i, j) , and thus (k, l) is blue-red. But there are also points of \mathcal{A} on the right side of (k, l) , so $\mathcal{C} \preceq \mathcal{A}$. Analogously, If $\mathcal{B} \preceq \mathcal{A}$, then $\mathcal{A} \preceq \mathcal{C}$.

Hence, if both $\mathcal{A} \preceq \mathcal{B}$ and $\mathcal{A} \preceq \mathcal{C}$ or both $\mathcal{B} \preceq \mathcal{A}$ and $\mathcal{C} \preceq \mathcal{A}$, then \mathcal{B} and \mathcal{C} must cross. \square

Proposition 20. *Let $\mathcal{A}, \mathcal{B}, \mathcal{C} \in \mathcal{O}(P)$, and $\mathcal{A} \preceq \mathcal{B} \preceq \mathcal{C}$. If $(\mathcal{A}, \mathcal{C}) \in E(\mathcal{G}(P))$, then $(\mathcal{A}, \mathcal{B}) \in E(\mathcal{G}(P))$ and $(\mathcal{B}, \mathcal{C}) \in E(\mathcal{G}(P))$.*

Proof. From Proposition 19 we know that if either $(\mathcal{A}, \mathcal{B})$ or $(\mathcal{B}, \mathcal{C})$ is an arc of $\mathcal{G}(P)$, then both of them must be. Therefore, let us assume for the sake of contradiction that neither $(\mathcal{A}, \mathcal{B})$ nor $(\mathcal{B}, \mathcal{C})$ is an arc of $\mathcal{G}(P)$. That means that \mathcal{A} and \mathcal{C} intersect, but \mathcal{A} and \mathcal{B} do not intersect and \mathcal{B} and \mathcal{C} do not intersect.

Since $\mathcal{A} \preceq \mathcal{B}$, and \mathcal{A} and \mathcal{B} do not intersect, there is a red-blue edge of \mathcal{B} such that all the points of \mathcal{A} are on its right side. Similarly, since $\mathcal{B} \preceq \mathcal{C}$, and \mathcal{B} and \mathcal{C} do not intersect, there is a blue-red edge of \mathcal{B} such that all the points of \mathcal{C} are on its right side. This contradicts the requirement that \mathcal{A} and \mathcal{C} intersect. \square

Proposition 21. *Let $\mathcal{A}, \mathcal{B}, \mathcal{C}, \mathcal{D} \in \mathcal{O}(P)$ such that $\mathcal{A} \preceq \mathcal{B} \preceq \mathcal{C} \preceq \mathcal{D}$. If $(\mathcal{A}, \mathcal{D}) \in E(\mathcal{G}(P))$, then $(\mathcal{B}, \mathcal{C}) \in E(\mathcal{G}(P))$.*

Proof. We apply Proposition 20 once to \mathcal{A}, \mathcal{C} and \mathcal{D} to conclude that $(\mathcal{A}, \mathcal{C}) \in E(\mathcal{G}(P))$, and then again to \mathcal{A}, \mathcal{B} and \mathcal{C} to conclude that $(\mathcal{B}, \mathcal{C}) \in E(\mathcal{G}(P))$. \square

The previous two propositions imply that all orbits “under” any arc form (an orientation of) a clique.

Definition 9 (Segmented graph, Segment). *We say that a directed graph G is segmented if its vertices can be labeled v_0, v_1, \dots, v_{m-1} so that $(v_i, v_j) \in E(G)$ implies $i \leq j$ and $(v_s, v_t) \in E(G)$ for all $0 \leq i \leq s \leq t \leq j < m$.*

For a segmented graph G , an arc $(v_s, v_t) \in E(G)$ is called a segment if there is no arc $(v_i, v_j) \in E(G)$ other than (v_s, v_t) such that $i \leq s \leq t \leq j$.

Notice that any segmented graph is fully defined by the enumeration of its vertices and the set of all of its segments.

Proposition 21 tells us that any orbit graph is segmented. Interestingly, the converse is also true, as we will show next.

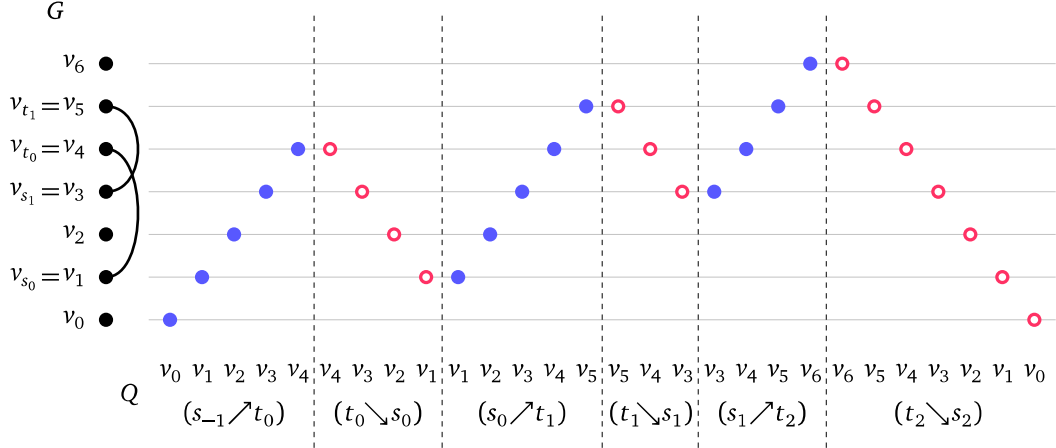


Figure 8: The construction of the sequence Q for a given segmented graph. The example graph is on the left, where only the vertices and the segments are visible (other arcs are not shown). If $Q_i = v_j$, a point is plotted at the position (i, j) with color C_i .

Theorem 22 (A characterization of orbit graphs). *A directed graph G is the orbit graph of some bichromatic set of points in convex position if and only if it is segmented.*

Proof. The “only if” part follows from Proposition 21.

For the “if” part, let G be a segmented graph with the vertex set $\{v_0, v_1, \dots, v_{m-1}\}$, and segments (v_{s_k}, v_{t_k}) , for $k \in \{0, \dots, Z-1\}$, where Z is the number of segments, and the sequence s is increasing, that is, $s_e < s_f$ for $0 \leq e < f < Z$. The sequence t must be increasing as well, as by the definition of a segment, no segment can be “nested” inside another. Note also that no two segments can share the starting vertex, nor the ending vertex.

Our goal is to construct a set P of $2n$ bichromatic points in convex position, for a suitable integer n , whose orbit graph is isomorphic to G . This will be done in several steps, what follows is the outline of the rest of the proof.

We will start by constructing an auxiliary sequence Q of vertices of G of length $2n$, in which each vertex of G appears at least once. Then, using Q , we will construct a sequence C of colors (red or blue) of length $2n$. These will be the colors of P , in sequence around the convex hull. Note that this sequence of points will have $2n$ elements, same as Q , giving the obvious bijective correspondence between the points in P and the elements of Q . To complete the proof, we first need to show that two points of P belong to the same orbit if and only if their corresponding elements of Q are the same. Then, once we prove that two orbits of P cross if and only if their corresponding elements of Q are connected with an arc in G , we are done.

For $i \leq j$, we call $(i \nearrow j) := (v_i, v_{i+1}, \dots, v_j)$ an *increasing sequence*, and $(j \searrow i) := (v_j, v_{j-1}, \dots, v_i)$ a *decreasing sequence*. The sequence Q of vertices of G is constructed concatenating increasing and decreasing sequences as follows

$$Q = \bigoplus_{e=0}^Z ((s_{e-1} \nearrow t_e) \oplus (t_e \searrow s_e)),$$

where the symbol \oplus represents the sequence concatenation operation, $s_{-1} := 0$, $s_Z := 0$ and $t_Z := m-1$. The construction of the sequence Q is visualized in Figure 8. Note that the last

element of an increasing (resp. decreasing) part of Q is always the same as the first element of the following decreasing (resp. increasing) part. Hence, two consecutive elements of Q are the same if and only if they lie on the “switch” from increasing to decreasing, or vice versa. It is straightforward to check that the length of Q is even, and the value of n is set to be equal to the half of the length of Q .

The color sequence C is defined by $C_0 = \text{blue}$, and $C_i = C_{i-1}$ if $Q_i \neq Q_{i-1}$, and $C_i = \overline{C_{i-1}}$ if $Q_i = Q_{i-1}$, for $i \in \{1, \dots, 2n-1\}$, where \bar{c} denotes the color other than c . This means that the increasing parts of Q are all blue, and the decreasing parts of Q are all red. Hence, we have

$$C = \bigoplus_{e=0}^Z (\text{blue}^{t_e - s_{e-1} + 1} \oplus \text{red}^{t_e - s_e + 1}).$$

Let P be the set of $2n$ points in convex position, where i -th point has the color c_i . We proceed to show that two points of P belong to the same orbit if and only if their corresponding elements of Q are the same.

Let $I(\ell, \text{color})$ be 1 if $C_\ell = \text{color}$ and 0 otherwise. Further, we define $I(\ell, \text{color}_1, \text{color}_2) = I(\ell, \text{color}_1)I(\ell+1, \text{color}_2)$. Let $\text{cnt}(i, j, \text{color})$, for $0 \leq i < j < 2n$, be the number of points in $\{i, \dots, j\}$ in color , that is, $\text{cnt}(i, j, \text{color}) = \sum_{\ell=i}^j I(\ell, \text{color})$.

Now we can write

$$\text{cnt}(i, j, \text{blue}) = \sum_{\ell=i}^{j-1} \left(I(\ell, \text{blue}, \text{blue}) + I(\ell, \text{blue}, \text{red}) \right) + I(j, \text{blue}), \quad \text{and}$$

$$\text{cnt}(i, j, \text{red}) = I(i, \text{red}) + \sum_{\ell=i}^{j-1} \left(I(\ell, \text{red}, \text{red}) + I(\ell, \text{blue}, \text{red}) \right).$$

In case $C_i \neq C_j$, we have $I(j, \text{blue}) = I(i, \text{red})$, and

$$\text{cnt}(i, j, \text{blue}) - \text{cnt}(i, j, \text{red}) = \sum_{\ell=i}^{j-1} I(\ell, \text{blue}, \text{blue}) - \sum_{\ell=i}^{j-1} I(\ell, \text{red}, \text{red}),$$

that is, the difference between the number of blue points and the number of red points equals the difference between the number of blue-blue pairs and the number of red-red pairs.

Looking at the indices of the consecutive vertices in Q , at each blue-blue pair the vertex index increases by one, and at each red-red pair the vertex index decreases by one. Further on, at blue-red and red-blue pairs the index of the consecutive vertices stays the same. Hence, if $C_i \neq C_j$, we have that $Q_i = Q_j$ if and only if the numbers of blue and red points in $\{i, \dots, j\}$ are equal, which is, by the definition of an orbit, equivalent to $\mathcal{O}(i) = \mathcal{O}(j)$.

Moving on to the case $C_i = C_j$, we observe that there is always a j' such that $Q_{j'} = Q_j$ and $C_{j'} \neq C_j$. Our analysis from the previous case readily gives $\mathcal{O}(j) = \mathcal{O}(j')$. Applying the same argument again, now for i and j' , we get that $Q_i = Q_{j'}$ if and only if $\mathcal{O}(i) = \mathcal{O}(j')$. This directly implies that $Q_i = Q_j$ if and only if $\mathcal{O}(i) = \mathcal{O}(j)$.

Combining the two cases, we have $\mathcal{O}(i) = \mathcal{O}(j)$ if and only if $Q_i = Q_j$, for all values of i and j .

As each vertex of G participates in Q , we established a bijective correspondence between the vertices of G and the orbits of P . It is left to show that two orbits of P cross if and only if their

corresponding vertices of G are connected with an arc in G , which, because G is segmented, is the same as the condition that both vertices lie under the same segment. More precisely, for each i and j , where $i < j$, we want to show that orbits corresponding to v_i and v_j cross if and only if there is $k \in \{0, \dots, Z-1\}$ such that $s_k \leq i < j \leq t_k$.

It is easy to see that two orbits with corresponding vertices v_i and v_j cross if and only if $v_i v_j v_i v_j$ appears as a cyclic subsequence (not necessarily consecutive) of Q .

If there is $k \in \{0, \dots, Z-1\}$ such that $s_k \leq i < j \leq t_k$, then

$$\begin{aligned} v_i &\in (s_{k-1} \nearrow t_k), \\ v_j &\in (t_k \searrow s_k), \\ v_i &\in (s_k \nearrow t_{k+1}), \text{ and} \\ v_j &\in (t_Z \searrow s_Z) = ((m-1) \searrow 0). \end{aligned}$$

All of the subsequences on the right sides are disjoint subsequences of consecutive elements of Q , in order as they appear in Q , so $v_i v_j v_i v_j$ is indeed a (not necessarily consecutive) subsequence of Q , and their corresponding orbits cross.

On the other hand, consider the case when there is no $k \in \{0, \dots, Z-1\}$ such that $s_k \leq i < j \leq t_k$. Let ℓ be the largest index such that $i \in \{s_\ell, \dots, t_\ell\}$. All appearances of v_i in Q except the last one are in $\left(\bigoplus_{e=0}^{\ell} ((s_{e-1} \nearrow t_e) \oplus (t_e \searrow s_e))\right) \oplus (s_\ell \nearrow t_{\ell+1})$, and all appearances of v_j in Q except the last one are in $\left(\bigoplus_{e=\ell+1}^{Z-1} ((s_{e-1} \nearrow t_e) \oplus (t_e \searrow s_e))\right) \oplus (s_{Z-1} \nearrow t_Z)$. Notice that if there are both v_i and v_j in $(s_\ell \nearrow t_{\ell+1})$, then the appearance of v_i in that part comes before the appearance of v_j in that part, since $i < j$ and the part is increasing. So, all the non-last appearances of v_i come before all the non-last appearances of v_j . There is one additional appearance of both v_i and v_j in the last part, $(t_Z \searrow s_Z) = ((m-1) \searrow 0)$, but there v_j comes before v_i , since that part is decreasing. Therefore, $v_i v_j v_i v_j$ is not a cyclic subsequence of Q , meaning their corresponding orbits do not cross. \square

The last proposition we state is a consequence of the fact that orbit graphs are segmented. A *weakly connected component* of a directed graph is a connected component of the undirected graph obtained from the directed graph by removing the edge directions.

Proposition 23. *Each weakly connected component of $\mathcal{G}(P)$ contains a unique Hamiltonian path.*

Proof. Let \mathcal{L} and \mathcal{H} respectively be the lowest and the highest orbit of some weakly connected component of $\mathcal{G}(P)$, relative to the total order of orbits. By definition, there is an undirected path between \mathcal{L} and \mathcal{H} . For any two consecutive orbits \mathcal{B} and \mathcal{C} in the total order such that $\mathcal{L} \preceq \mathcal{B} \preceq \mathcal{C} \preceq \mathcal{H}$, there is an arc $(\mathcal{A}, \mathcal{D})$ corresponding to an edge in some undirected path between \mathcal{L} and \mathcal{H} , so that $(\mathcal{A}, \mathcal{D})$ goes “over” \mathcal{B} and \mathcal{C} . More formally, there are \mathcal{A} and \mathcal{D} such that $\mathcal{L} \preceq \mathcal{A} \preceq \mathcal{B} \preceq \mathcal{C} \preceq \mathcal{D} \preceq \mathcal{H}$, and $(\mathcal{A}, \mathcal{D}) \in E(\mathcal{G}(P))$. By a direct application of Proposition 21 we get that $(\mathcal{B}, \mathcal{C}) \in E(\mathcal{G}(P))$.

Therefore, the sequence of all orbits from \mathcal{L} to \mathcal{H} , ordered by the relation \preceq , makes a Hamiltonian path in this weakly connected component. It is a unique Hamiltonian path since $\mathcal{G}(P)$ is a subgraph of a total order. \square

Finally, we show how to efficiently compute the total order and Hamiltonian paths. It will later be needed for constructing efficient algorithms dealing with non-crossing matchings.

Lemma 24. *The total order of orbits, and the Hamiltonian paths for all weakly connected components of the orbit graph can be found in $O(n)$ time in total.*

Proof. Our goal here is to compute $\text{succ}(\mathcal{A})$ and $\text{succ}G(\mathcal{A})$ for each orbit \mathcal{A} , defined as the successor of \mathcal{A} in the total order of orbits, and the successor of \mathcal{A} in the corresponding Hamiltonian path, respectively. (Undefined values of these functions mean that there is no successor in the respective sequence.) Having these two functions computed, it is then easy to reconstruct the total order and the Hamiltonian paths. We start by computing the orbits in $O(n)$ time, as described in Lemma 12.

By Proposition 18, for every two consecutive orbits in the total order, there are at least two consecutive points on P , one from each of those orbits. We scan through all consecutive pairs of points on P . Let i and $i + 1$ be two consecutive points. If they have different color, then they belong to the same orbit and we do nothing in this case. If their color is the same, they belong to different orbits, and from Proposition 18 we know that those two orbits are consecutive in the total order. If the color of the points is blue, then there is a point $i + 1$ from $\mathcal{O}(i + 1)$ on the right side of blue-red edge $(i, o(i))$ from $\mathcal{O}(i)$, so we conclude that $\mathcal{O}(i) \preceq \mathcal{O}(i + 1)$, and we set $\text{succ}(\mathcal{O}(i)) = \mathcal{O}(i + 1)$. In the other case, when the points are red, we set $\text{succ}(\mathcal{O}(i + 1)) = \mathcal{O}(i)$. It only remains to check whether these two orbits cross. If they cross anywhere, then edges $(i, o(i))$ and $(o^{-1}(i + 1), i + 1)$ must cross each other (otherwise, the whole $\mathcal{O}(i + 1)$ would lie on the right side of $(i, o(i))$), so it is enough to check only for this pair of edges whether they cross. If they do cross, we do the same with the function $\text{succ}G$, that is, we either set $\text{succ}G(\mathcal{O}(i)) = \mathcal{O}(i + 1)$ if the points are blue, or $\text{succ}G(\mathcal{O}(i + 1)) = \mathcal{O}(i)$ if they are red. If they do not cross, we do not do anything.

Constructing the corresponding sequences of orbits is done by first finding the orbits which are not successor of any other orbit and then just following the corresponding successor function.

The whole process takes $O(n)$ time in total. \square

3 Finding bottleneck matchings

For the problem of finding a bottleneck bichromatic matching of points in convex position, we will utilize the theory that is developed for orbits and the orbit graph, combining it with the approach used in [16] to tackle the monochromatic case.

For the special configuration where colors alternate, i.e., two points are colored the same if and only if the parity of their indices is the same, we note that every pair (i, j) where i and j are of different parity is feasible. This is also the case with the monochromatic version of the same problem, so since the set of pairs that is allowed to be matched is the same in both cases, the bichromatic problem is in a way a generalization of the monochromatic problem – to solve the monochromatic problem it is enough to color the points in an alternating fashion, and then apply the algorithm which solves the bichromatic problem.

Definition 10 (Turning angle, τ). *The turning angle of $\{i, \dots, j\}$, denoted by $\tau(i, j)$, is the angle by which the vector $\overrightarrow{v_i v_{i+1}}$ should be rotated in the positive direction to align with the vector $\overrightarrow{v_{j-1} v_j}$, see Figure 9.*

Lemma 25. *There is a bottleneck matching M of P such that all diagonals $(i, j) \in M$ have $\tau(i, j) > \pi/2$.*

To prove this lemma, we use the same approach as in [16, Lemma 1]. The proof is deferred to Appendix.

Next, we consider the division of the interior of the polygon \mathcal{P} into regions obtained by cutting

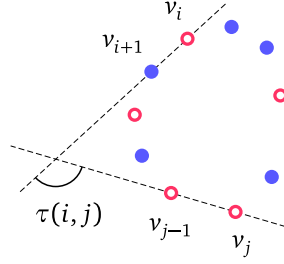


Figure 9: Turning angle.

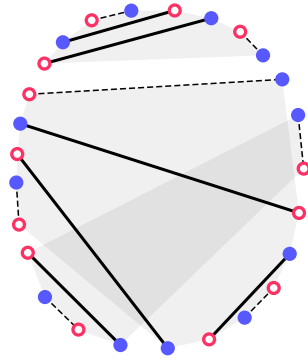


Figure 10: Matching consisting of edges (dashed lines) and diagonals (solid lines). Orbits are denoted by gray shading.

There are three cascades in this example: one consist of the three diagonals in the upper part, one consist of the two diagonals in the lower left, and one consist of the single diagonal in the lower right.

it along all diagonals (but not edges) from the given matching M . Each region created by this division is bounded by some diagonals of M and by the boundary of the polygon \mathcal{P} .

Definition 11 (Cascade, k -bounded region). *Regions bounded by exactly k diagonals are called k -bounded regions. Any maximal sequence of diagonals connected by 2-bounded regions is called a cascade (see Figure 10 for an example).*

Lemma 26. *There is a bottleneck matching having at most three cascades.*

To prove this lemma, we use the same approach as in [16, Lemma 2]. The proof is deferred to Appendix.

It is not possible for a matching to have exactly two cascades. If there were exactly two cascades, there would be a region defined by diagonals from both cascades. If that region were bounded by exactly one diagonal from each cascade, it would then be 2-bounded and, by definition of cascade, those two diagonals would belong to the same cascade. Otherwise, if that region were bounded by more than one diagonal from one of the two cascades, it would then be at least 3-bounded and, by definition of cascade, no two of its diagonals would belong to the same cascade, and hence we would have more than two cascades.

So, from Lemma 26 we know that there is a bottleneck matching which either has at most one cascade and no 3-bounded regions, or it has a single 3-bounded region and exactly three cascades.

In the following section we define a set of more elementary problems that will be used to find an optimal solution in both of these cases.

3.1 Matchings with at most one cascade

When talking about matchings with minimal value under certain constraints, we will refer to these matchings as *optimal*.

Definition 12 ($\text{MATCHING}^0, M^0$). For i and j such that $\{i, \dots, j\}$ is balanced, let $\text{MATCHING}^0(i, j)$ be the problem of finding an optimal matching $M_{i,j}^0$ of points in $\{i, \dots, j\}$ using edges only.

Definition 13 ($\text{MATCHING}^1, M^1$). For i and j such that $\{i, \dots, j\}$ is balanced, let $\text{MATCHING}^1(i, j)$ be the problem of finding an optimal matching $M_{i,j}^1$ of points in $\{i, \dots, j\}$, so that $M_{i,j}^1$ has at most one cascade, and the segment (i, j) belongs to a region bounded by at most one diagonal from $M_{i,j}^1$ different from (i, j) .

When $\{i, \dots, j\}$ is balanced, Proposition 13 ensures that solutions to $\text{MATCHING}^0(i, j)$ and $\text{MATCHING}^1(i, j)$ always exist, that is, $M_{i,j}^0$ and $M_{i,j}^1$ are well defined.

Let i and j be such that $\{i, \dots, j\}$ is balanced. First, let us analyze how $\text{MATCHING}^0(i, j)$ can be reduced to smaller subproblems. The point i can be matched either with $o(i)$ or with $o^{-1}(i)$. The first option is always possible because Proposition 4 states that $o(i) \in \{i, \dots, j\}$, but the second one is possible only if $o^{-1}(i) \in \{i, \dots, j\}$ (it is also possible that $o(i) = o^{-1}(i)$, but no special analysis is needed for that). In the first case, $M^0(i, j)$ is constructed as the union of $(i, o(i))$, and optimal edge-only matchings for point sets $\{i+1, \dots, o(i)-1\}$, if $|\{i, \dots, o(i)\}| > 2$, and $\{o(i)+1, \dots, j\}$, if $o(i) \neq j$, since both sets are balanced. The second case is similar, $M^0(i, j)$ is constructed as the union of $(o^{-1}(i), i)$, and optimal edge-only matchings for point sets $\{i+1, \dots, o^{-1}(i)-1\}$, if $|\{i, \dots, o^{-1}(i)\}| > 2$, and $\{o^{-1}(i)+1, \dots, j\}$, if $o^{-1}(i) \neq j$, since both sets are balanced.

Next, we show how to reduce $\text{MATCHING}^1(i, j)$ to smaller subproblems. If i and j have different colors, then (i, j) is a feasible pair, and it is possible that $M_{i,j}^1$ includes this pair. In that case, $M_{i,j}^1$ is obtained by taking (i, j) together with $M^1(i+1, j-1)$, if $|\{i, \dots, j\}| > 2$, since $\{i+1, \dots, j-1\}$ is balanced. Now, assume that i is not matched to j (no matter whether (i, j) is feasible or not). Let k and l be the points in $\{i, \dots, j\}$ which are matched to i and j in the matching $M_{i,j}^1$, respectively. By the requirement, (i, k) and (l, j) cannot both be diagonals, otherwise (i, j) would belong to the region bounded by more than one diagonal from $M_{i,j}^1$. If (i, k) is an edge, then, depending on the position of the diagonals that belong to the single cascade of $M_{i,j}^1$, the matching is constructed by taking (i, k) together either with $M_{i+1,k-1}^0$, if $|\{i, \dots, k\}| > 2$, and $M_{k+1,j}^1$, if $k \neq j$, or with $M_{i+1,k-1}^1$, if $|\{i, \dots, k\}| > 2$, and $M_{k+1,j}^0$, if $k \neq j$. Similarly, if (l, j) is an edge, then $M_{i,j}^1$ is constructed by taking (l, j) together either with $M_{l+1,j-1}^0$, if $|\{l, \dots, j\}| > 2$, and $M_{i,l-1}^1$, if $i \neq l$, or with $M_{l+1,j-1}^1$, if $|\{l, \dots, j\}| > 2$, and $M_{i,l-1}^0$, if $i \neq l$. All the mentioned matchings exist because their respective underlying point sets are balanced.

As these problems have optimal substructure, we can apply dynamic programming to solve them. If $\text{bn}(M_{i,j}^0)$ and $\text{bn}(M_{i,j}^1)$ are saved into $S^0(i, j)$ and $S^1(i, j)$, respectively, the following recursion formulas can be used to compute the solutions to $\text{MATCHING}^0(i, j)$ and $\text{MATCHING}^1(i, j)$ for

all pairs (i, j) such that $\{i, \dots, j\}$ is balanced.

$$S^0(i, j) = \min \left\{ \begin{array}{l} \max \left\{ \begin{array}{ll} \text{if } |\{i, \dots, o(i)\}| > 2 : & |v_i v_{o(i)}| \\ \text{if } o(i) \neq j : & S^0(i+1, o(i)-1) \\ & S^0(o(i)+1, j) \end{array} \right. \\ \text{if } (o^{-1}(i) \in \{i, \dots, j\}) : \\ \max \left\{ \begin{array}{ll} \text{if } |\{i, \dots, o^{-1}(i)\}| > 2 : & |v_i v_{o^{-1}(i)}| \\ \text{if } o^{-1}(i) \neq j : & S^0(i+1, o^{-1}(i)-1) \\ & S^0(o^{-1}(i)+1, j) \end{array} \right. \end{array} \right.$$

$$S^1(i, j) = \min \left\{ \begin{array}{l} \max \left\{ \begin{array}{ll} \text{if } |\{i, \dots, o(i)\}| > 2 : & |v_i v_{o(i)}| \\ \text{if } o(i) \neq j : & S^1(i+1, o(i)-1) \\ & S^1(o(i)+1, j) \end{array} \right. \\ \max \left\{ \begin{array}{ll} \text{if } |\{i, \dots, o(i)\}| > 2 : & |v_i v_{o(i)}| \\ \text{if } o(i) \neq j : & S^1(i+1, o(i)-1) \\ & S^0(o(i)+1, j) \end{array} \right. \\ \max \left\{ \begin{array}{ll} \text{if } |\{o^{-1}(j), \dots, j\}| > 2 : & |v_{o^{-1}(j)} v_j| \\ \text{if } o^{-1}(j) \neq i : & S^0(o^{-1}(j)+1, j-1) \\ & S^1(i, o^{-1}(j)-1) \end{array} \right. \\ \max \left\{ \begin{array}{ll} \text{if } |\{o^{-1}(j), \dots, j\}| > 2 : & |v_{o^{-1}(j)} v_j| \\ \text{if } o^{-1}(j) \neq i : & S^1(o^{-1}(j)+1, j-1) \\ & S^0(i, o^{-1}(j)-1) \end{array} \right. \\ \text{if } (i, j) \text{ is feasible:} \\ \max \left\{ \begin{array}{ll} & |v_i v_j| \\ \text{if } \{i, \dots, j\} > 2 : & S^1(i+1, j-1) \end{array} \right. \end{array} \right.$$

We fill values of S^0 and S^1 in order of increasing $j-i$, so that all subproblems are already solved when needed.

Beside the value of a solution $\text{MATCHING}^1(i, j)$, it is going to be useful to determine if pair (i, j) is necessary for constructing $M_{i,j}^1$.

Definition 14 (Necessary pair). *We call an oriented pair (i, j) necessary if it is contained in every solution to $\text{MATCHING}^1(i, j)$.*

Obviously, a pair can be necessary only if it is feasible. Computing whether (i, j) is a necessary pair can be easily incorporated into the computation of $S^1(i, j)$. Namely the pair (i, j) is necessary, if (i, j) is an edge, or the equation for $S^1(i, j)$ achieves the minimum only in the last case (when (i, j) is feasible). If it is necessary, we set *necessary* (i, j) to true, otherwise we set it to false. Note that *necessary* (i, j) does not imply *necessary* (j, i) .

We have the total of $O(n^2)$ subproblems each of which takes $O(1)$ time to be computed, assuming that o and o^{-1} have already been computed. Hence, all computations together require $O(n^2)$ time and the same amount of space.

Note that we computed only the values of solutions to all subproblems. If an actual matching is needed, it can be easily reconstructed from the data in S in linear time per subproblem.

We note that every matching with at most one cascade has a feasible pair $(k, k+1)$ such that the segment $(k, k+1)$ belongs to a region bounded by at most one diagonal from that matching. Indeed, if there are no diagonals in the matching, any pair $(k, k+1)$ where k and $k+1$ have different colors satisfies the condition. If there is a cascade, we take one of the two endmost diagonals of the cascade, let it be (i, j) , so that there are no other diagonals from M in $\{i, \dots, j\}$. Since $\{i, \dots, j\}$ is balanced, there are two neighboring points $k, k+1 \in \{i, \dots, j\}$ with different colors, and the pair $(k, k+1)$ is the one we are looking for.

Now, an optimal matching with at most one cascade can be found easily from precomputed solutions to subproblems by finding the minimum of all $S^1(k+1, k)$ for all feasible pairs $(k, k+1)$ and reconstructing $M_{k+1, k}^1$ for k that achieved the minimum. The last (reconstruction) step takes only linear time.

3.2 Matchings with three cascades

As we already concluded, there is a bottleneck matching of P having either at most one cascade, or exactly three cascades. An optimal matching with at most one cascade can be found easily from computed solutions to subproblems, as shown in the previous section. We now focus on finding an optimal matching among all matchings with exactly three cascades, denoted by *3-cascade matchings* in the following text.

Any three distinct points i, j and k with $j \in \{i+1, \dots, k-1\}$, where (i, j) , $(j+1, k)$ and $(k+1, i-1)$ are feasible pairs, can be used to construct a 3-cascade matching by simply taking a union of $M_{i, j}^1$, $M_{j+1, k}^1$ and $M_{k+1, i-1}^1$. (Note that these three feasible pairs do not necessarily belong to the combined matching, since they might not be necessary pairs in their respective 1-cascade matchings.)

To find the optimal matching we could run through all possible triplets (i, j, k) such that (i, j) , $(j+1, k)$ and $(k+1, i-1)$ are feasible pairs, and see which one minimizes $\max\{S^1[i, j], S^1[j+1, k], S^1[k+1, i-1]\}$. However, this requires $O(n^3)$ time, and thus is not suitable, since our goal is to design a faster algorithm. Our approach is to show that instead of looking at all (i, j) pairs, it is enough to select (i, j) from a set of linear size, which would reduce the search space to quadratic number of possibilities, so the search would take only $O(n^2)$ time.

Definition 15 (Inner diagonals, Inner region, Inner pairs). *In a 3-cascade matching, we call the three diagonals at the inner ends of the three cascades the inner diagonals. We take the largest region by area, such that it is bounded but not crossed by the segments of the matching, and such that every pair of the three cascades is separated by that region, and we call this region the inner region. Pairs of points matched by segments that are on the boundary of the inner region are called the inner pairs. For an example, see Figure 11.*

Since the inner region separates the cascades, there must be at least 3 inner pairs.

Lemma 27. *If there is no bottleneck matching with at most one cascade, then there is a bottleneck 3-cascade matching whose every inner pair is necessary.*

To prove this lemma, we use the same approach as in [16, Lemma 3]. The proof is deferred to Appendix.

Definition 16 (Candidate pair, Candidate diagonal). *An oriented pair (i, j) is a candidate pair, if it is a necessary pair and $\tau(i, j) \leq 2\pi/3$. If a candidate pair is a diagonal, it is called a candidate diagonal.*

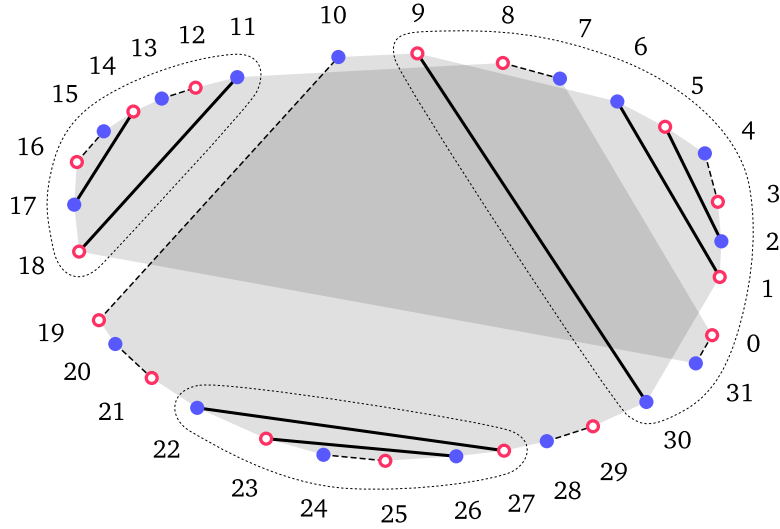


Figure 11: The edges are represented by dashed lines, and the diagonals with solid lines. There are three cascades, $\{\{(11, 18), (14, 17)\}, \{(22, 27), (23, 26)\}, \{(30, 9), (1, 6), (2, 5)\}\}$. The inner diagonals are $\{(11, 18), (22, 27), (30, 9)\}$, and the inner pairs are $\{(10, 19), (20, 21), (22, 27), (28, 29), (30, 9)\}$.

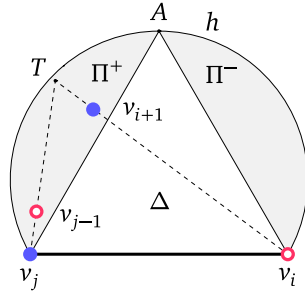


Figure 12: Geometric regions used for locating points v_{i+1}, \dots, v_{j-1} .

Lemma 28. *If there is no bottleneck matching with at most one cascade, then there is a 3-cascade bottleneck matching M , such that at least one inner pair of M is a candidate pair.*

To prove this lemma, we use the same approach as in [16, Lemma 4]. The proof is deferred to Appendix.

Let us now take a look at an arbitrary candidate diagonal (i, j) , and examine the position of points $\{i, \dots, j\} \cap \mathcal{O}(i)$ relative to it. To do that, we locate points v_i and v_j and then define several geometric regions relative to their position, inspired by the geometric structure used in [16] to tackle the monochromatic version of the problem.

Firstly, we construct the circular arc h on the right side of the directed line $v_i v_j$, from which the line segment $v_i v_j$ subtends an angle of $\pi/3$, see Figure 12. Let A be the midpoint of h . Points v_i , A and v_j form an equilateral triangle which we denote by Δ . Let Π^- be the region bounded by h and the line segment $v_i A$, and Π^+ the region bounded by h and the line segment Av_j .

The following lemma is crucial in our analysis of bichromatic bottleneck matchings. Even though in

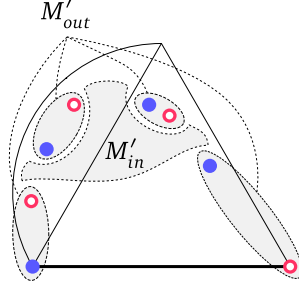


Figure 13: M'_{in} and M'_{out} ; only points from $\mathcal{O}(i)$ are depicted as points.

statement it is similar to [16, Lemma 5], which was developed to tackle monochromatic bottleneck matchings, the proof we show here is much more involved, capturing the specifics of the bichromatic version of the problem and making use of the theory we developed around orbits.

Lemma 29. *For every candidate diagonal (i, j) , the points from $\{i, \dots, j\} \cap \mathcal{O}(i)$ other than i and j lie either all in Π^- or all in Π^+ .*

Proof. W.l.o.g. let us assume that point i is red. Since (i, j) is a diagonal, there are more than two points in $\{i, \dots, j\} \cap \mathcal{O}(i)$. Let T be the point of intersection of lines $v_i v_{i+1}$ and $v_j v_{j-1}$, see Figure 12. Since $\tau(i, j) \leq 2\pi/3$, the point T lies in the region bounded by the line segment $v_i v_j$ and the arc h . Because of convexity, all points in $\{i, \dots, j\}$ must lie inside the triangle $\triangle v_i T v_j$, so there cannot be two points from $\{i, \dots, j\}$ such that one is on the right side of the directed line $v_i A$ and the other is on the left side of the directed line $v_j A$. This implies that either Π^- or Π^+ is empty.

W.l.o.g., let us assume that there are no points from $\{i, \dots, j\}$ on the right side of the directed line $v_i A$, so all points in $\{i, \dots, j\}$ lie in $\Pi^+ \cup \Delta$. It is important to note that the diameter of both Π^+ and Δ is $|v_i v_j|$, that is, no two points both inside Π^+ or both inside Δ are at a distance of more than $|v_i v_j|$.

To complete the proof, we need to prove that no points of $\{i, \dots, j\} \cap \mathcal{O}(i)$ other than i and j lie in Δ , so for a contradiction we suppose the opposite, that there is at least one such point in Δ .

We denote the set of points in Π^+ (including j) with U . If there are points on Av_j , we consider them to belong to U . The pair (i, j) is a feasible pair, so, by Proposition 7, the number of points from any orbit inside $\{i, \dots, j\}$ is even, implying that the parity of $|U \cap \mathcal{O}(i)|$ is the same as the parity of $|(\{i, \dots, j\} \setminus U) \cap \mathcal{O}(i)|$. We will analyze two cases depending on the parity of the number of points in $U \cap \mathcal{O}(i)$.

Case 1 There is an even number of points in $U \cap \mathcal{O}(i)$, and thus also in $(\{i, \dots, j\} \setminus U) \cap \mathcal{O}(i)$.

Let M be an optimal matching of points in $\{i, \dots, j\}$. The pair (i, j) is a candidate pair, and thus necessary, so it is contained in every optimal matching of points in $\{i, \dots, j\}$, including M , and hence $\text{bn}(M) \geq |v_i v_j|$. To complete the proof in this case, we will construct another optimal matching M' that does not contain the pair (i, j) , by joining two newly constructed matchings, M'_{out} and M'_{in} , thus arriving to a contradiction to the assumption that the pair (i, j) is a candidate pair.

We obtain the matching M'_{out} by arbitrarily matching the set $\{l, \dots, o(l)\}$, for each red-blue edge $(l, o(l))$ of $\mathcal{O}(i)$ in $\{i, \dots, j\}$, as illustrated in Figure 13 (note that in the figure only points from $\mathcal{O}(i)$

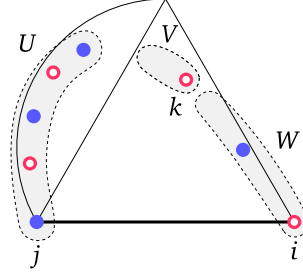


Figure 14: U , V and W ; only points from $\mathcal{O}(i)$ are depicted as points.

are depicted as points). More formally, M'_{out} is a union of matchings of sets $\{o^{2k}(i), \dots, o^{2k+1}(i)\}$, for each $k \in \{0, 1, \dots, (s-1)/2\}$, where s is the smallest positive integer such that $o^s(i) = j$ (by Proposition 7 and Lemma 1, all these matchings exist). Since $|U \cap \mathcal{O}(i)|$ is even, points of each pair in M'_{out} are either both in U or both in $\{i, \dots, j\} \setminus U$, that is, they are either both in Π^+ or both in Δ , so the distance of each pair is at most $|v_i v_j|$, implying $\text{bn}(M'_{out}) \leq |v_i v_j|$.

The rest of the points in $\{i, \dots, j\}$ are all on the right side of blue-red edges of $\mathcal{O}(i)$, and by Proposition 15 the points they are paired up with in M are also on the right side of blue-red edges of $\mathcal{O}(i)$. Therefore, all those pairs are unobstructed by the segments in M'_{out} , and we can simply define M'_{in} to be the restriction of M to the set of those points from $\{i, \dots, j\}$ that are on the right side of blue-red edges of $\mathcal{O}(i)$.

All points in $\{i, \dots, j\}$ are covered by $M' = M'_{out} \cup M'_{in}$, and we have that $\text{bn}(M') = \max\{\text{bn}(M'_{in}), \text{bn}(M'_{out})\} \leq \max\{\text{bn}(M), |v_i v_j|\} = \text{bn}(M)$. Since M is optimal, the equality holds and M' is optimal too. We constructed an optimal matching M' on $\{i, \dots, j\}$ that does not contain the pair (i, j) , but such a matching cannot exist because (i, j) is a candidate diagonal, and hence necessary, a contradiction.

Case 2 There is an odd number of points in $U \cap \mathcal{O}(i)$, and thus also in $(\{i, \dots, j\} \setminus U) \cap \mathcal{O}(i)$.

Let k be the last point from the set $\{i, \dots, j\} \cap \mathcal{O}(i)$ (observed in the positive direction around \mathcal{P} , starting from i) that lies in Δ , see Figure 14. Note that k must have the same color as i . We define $V := \{k, \dots, j\} \setminus U$ and $W := \{i, \dots, k-1\}$ (we earlier assumed that there is at least one point from $\mathcal{O}(i)$ other than i in Δ , so $k \neq i$).

By M we denote an optimal matching of points in $\{i, \dots, j\}$ that minimizes the number of matched pairs between U and W . The pair (i, j) is a candidate pair, so it is a necessary pair, that is, every optimal matching of points in $\{i, \dots, j\}$ contains (i, j) , meaning that there is at least one matched pair between U and W in M . Let a be the last point in W (observed in the positive direction around \mathcal{P} , starting from i) matched to a point in U , and let b be the point from U it is matched to, i.e., $(a, b) \in M$.

If there is an even number of points in $\{i, \dots, a\} \cap \mathcal{O}(a)$, then the numbers of red and blue points in that set are equal, so at least one of those points (which has a different color from a) must be matched to a point in U as well. Let that point be e and let its pair in U be f , see Figure 15.

We can now modify the matching by replacing (a, b) , (e, f) , and all the matched pairs between them with a matching of points in $\{e, \dots, a\}$, and a matching of points in $\{b, \dots, f\}$, which is possible by Proposition 7 and Lemma 1. Each newly matched pair has both its endpoints in the same set, either U or W , so its distance is at most $|v_i v_j|$, meaning that this newly constructed

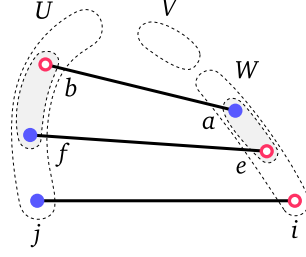


Figure 15: Even number of points in $\{i, \dots, a\} \cap \mathcal{O}(a)$.

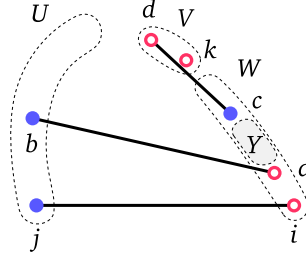


Figure 16: Odd number of points in $\{i, \dots, a\} \cap \mathcal{O}(a)$.

matching is optimal as well. This, however, reduces the number of matched pairs between U and W while keeping the matching optimal, which contradicts the choice of M , so there must be an odd number of points in $\{i, \dots, a\} \cap \mathcal{O}(a)$.

As the number of points from $\mathcal{O}(i)$ in $V \cup W$ is odd, and the only point in V from $\mathcal{O}(i)$ is k , there is an even number of points from $\mathcal{O}(i)$ in W . Since i and k belong to the same orbit, there is an even number of points from any particular orbit in W (as a consequence of applying Proposition 7 to each pair of consecutive points of $\mathcal{O}(i)$ inside W). As there is an odd number of points in $\{i, \dots, a\} \cap \mathcal{O}(a)$, there is an even number of points in $\{a, \dots, k-1\} \cap \mathcal{O}(a)$, so at least one of them with a color different from a must be matched with a point outside of W . Let c be the first such point in $\{a, \dots, k-1\}$ (observed in the positive direction around \mathcal{P} , starting from a), see Figure 16. The way we chose a implies that c cannot be matched to some point in U , so it must be matched to a point in V , let us call it d .

Let us denote the set $\{a, \dots, c\} \setminus \{a, c\}$ by Y . The choice of a guarantees that no point in Y is matched to a point in U . Points a and c belong to the same orbit, so by Proposition 7 there is an even number of points from any particular orbit in Y . Hence, if there is a point g_1 in Y matched to a point h_1 in V , then there must be another matched pair (g_2, h_2) from the same orbit such that $g_2 \in Y$, $h_2 \in V$, and g_1 and g_2 have different colors. We modify the matching by replacing (g_1, h_1) , (g_2, h_2) and all the matched pairs between them with a matching M_g of points in $\{g_1, \dots, g_2\}$, and a matching M_h of points in $\{h_1, \dots, h_2\}$. This is again possible by Proposition 7 and Lemma 1. Matchings M_g and M_h are fully contained in W and V , respectively, so no matched pair of theirs is at a distance greater than $|v_i v_j|$, and the newly obtained matching is optimal as well. By iteratively applying this modification we can eliminate all matched pairs between Y and V , so that finally there is no matched pairs going out from Y , meaning no matched pair crosses either (a, c) or (b, d) .

We are now free to “swap” the matched pairs between points a, b, c , and d , by replacing (a, b) and (c, d) with (a, c) and (b, d) , because no other matched pair can possibly cross the newly formed

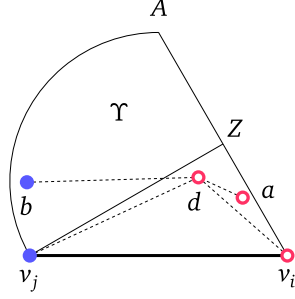


Figure 17: d lies in $\triangle v_i Z v_j$.

pairs. We need to show that this swap does not increase the value of the matching. The pair (a, c) cannot increase the matching value because a and c are both in W , so their distance is at most $|v_i v_j|$. To show that the pair (b, d) also does not increase the value of the matching, we consider two cases based on the position of the point d .

Let Z be the midpoint of the line segment $v_i A$. Let us denote the region $(\Pi^+ \cup \Delta) \setminus \triangle v_i Z v_j$ by Υ . No two points in Υ are at a distance greater than $|v_i v_j|$. The point b lies in Υ . If the point d lies in Υ as well, then $|bd| \leq |v_i v_j|$. Otherwise, d lies in $\triangle v_i Z v_j$, see Figure 17, and $\angle adb > \angle v_i d v_j > \angle v_i Z v_j = \pi/2$ (the first inequality holds because the points are in convex position). The angle $\angle adb$ is hence obtuse, and therefore $|bd| < |ab|$. But the pair (a, b) belongs to the original matching M , so the newly matched pair (b, d) also does not increase the value of the matching.

By making modifications to the matching M we constructed a new matching M' with the value not greater than the value of M . Since M is optimal, these values are actually equal, and the matching M' is also optimal. However, the pair (a, b) is contained in M , but not in M' , and we did not introduce new matched pairs between U and W , so there is a strictly smaller number of matched pairs between U and W in M' than in M , which contradicts the choice of M .

The analysis of both Case 1 and Case 2 ended with a contradiction, which completes the proof of the lemma. \square

With $\Pi^-(i, j)$ and $\Pi^+(i, j)$ we respectively denote regions Π^- and Π^+ corresponding to an ordered pair (i, j) . For candidate diagonals, the existence of the two possibilities given by Lemma 29 induces a concept of *polarity*.

Definition 17 (Polarity, Pole). *Let an oriented pair (i, j) be a candidate diagonal. If all points from $\{i, \dots, j\} \cap \mathcal{O}(i)$ other than i and j lie in $\Pi^-(i, j)$, we say that candidate diagonal (i, j) has negative polarity and has i as its pole. Otherwise, if these points lie in $\Pi^+(i, j)$, we say that (i, j) has positive polarity and the pole in j .*

Lemma 30. *No two candidate diagonals of the same polarity can have the same point as a pole.*

To prove this lemma, we use the same approach as in [16, Lemma 6]. The proof is deferred to Appendix.

As a simple corollary of Lemma 30, we get that there is at most a linear number of candidate pairs.

Lemma 31. *There are $O(n)$ candidate pairs.*

Proof. Lemma 30 ensures that there are only two candidate diagonals with poles in the same point, one having positive and one having negative polarity. Therefore, there are at most n candidate diagonals of the same polarity, and, consequently, at most $2n$ candidate diagonals in total. The only other possible candidate pairs are edges, and there are exactly n edges, so there can be at most $3n$ candidate pairs. \square

Finally, we combine our findings from Lemma 28 and Lemma 31, as described in the beginning of Section 3.2, to construct Algorithm 1.

Algorithm 1 Bottleneck Matching

```

1: Compute orbits.
2: Compute  $S^1[i, j]$  and  $necessary(i, j)$ , for all  $i$  and  $j$  such that  $\{i, \dots, j\}$  is balanced, as
   described in Section 3.1.
3:  $best \leftarrow \min\{S^1[k+1, k] : k \in \{0, \dots, 2n-1\}, (k+1, k) \text{ is feasible}\}$ 
4: for all feasible  $(i, j)$  do
5:   if  $necessary(i, j)$  and  $\tau(i, j) \leq 2\pi/3$  then
6:     for all  $k \in \{j+1, \dots, i-1\}$  such that  $(j+1, k)$  is feasible do
7:        $best \leftarrow \min\{best, \max\{S^1(i, j), S^1(j+1, k), S^1(k+1, i-1)\}\}$ 

```

Theorem 32. *Algorithm 1 finds the value of bottleneck matching in $O(n^2)$ time and space.*

Proof. The first step, computing orbits, can be done in $O(n)$ time, as described in the proof of Lemma 12. The second step, computing $S^1(i, j)$ and $necessary(i, j)$, for all (i, j) pairs, is done in $O(n^2)$ time, as described in Section 3.1. The third step finds the minimal value of all matchings with at most one cascade in $O(n)$ time.

The rest of the algorithm finds the minimal value of all 3-cascade matchings. Lemma 28 tells us that there is a bottleneck matching among 3-cascade matchings such that one inner pair of that matching is a candidate pair, so the algorithm searches through all such matchings. We first fix the candidate pair (i, j) and then enter the inner for-loop, where we search for an optimal 3-cascade matching having (i, j) as an inner pair. Although the outer for-loop is executed $O(n^2)$ times, Lemma 31 guarantees that the if-block is entered only $O(n)$ times. The inner for-loop splits $\{j+1, \dots, i-1\}$ in two parts, $\{j+1, \dots, k\}$ and $\{k+1, \dots, i-1\}$, which together with $\{i, \dots, j\}$ make three parts, each to be matched with at most one cascade. We already know the values of optimal solutions for these three subproblems, so we combine them and check if we get a better overall value. At the end, the minimum value of all examined matchings is contained in $best$, and that has to be the value of a bottleneck matching, since we surely examined at least one bottleneck matching.

The algorithm uses $O(n^2)$ space for storing $n \times n$ matrices S and $necessary$. \square

Algorithm 1 gives only the value of a bottleneck matching, however, it is easy to reconstruct an actual bottleneck matching by reconstructing matchings for subproblems that led to the minimum value. This reconstruction can be done in linear time.

4 Points on a circle

In this section we consider the case where all points lie on a circle. Obviously, the algorithm for the convex case can be applied here, but utilizing the geometry of a circle we can do better.

Employing the properties of orbits that we developed, we construct an $O(n)$ time algorithm for the problem of finding a bottleneck matching.

We will make use of the following lemma.

Lemma 33. [19] *If all the points of P lie on the circle, then there is a bottleneck matching in which each point i is connected either to $o(i)$ or $o^{-1}(i)$.*

This statement implies that there is a bottleneck matching M^E that can be constructed by taking alternating edges from each orbit, i.e., from each orbit we take either all red-blue or all blue-red edges. To find a bottleneck matching we can search only through such matchings, and to reduce the number of possibilities even more, we use properties of the orbit graph.

Theorem 34. *A bottleneck matching for points on a circle can be found in $O(n)$ time.*

Proof. From Proposition 23 we know that for an arbitrary weakly connected component of the orbit graph there is a Hamiltonian path $\mathcal{L}_0, \mathcal{L}_1, \dots, \mathcal{L}_{m-1}$. For each $k \in \{0, \dots, m-2\}$ there is an arc from \mathcal{L}_k to \mathcal{L}_{k+1} , and those two orbits intersect each other. Since $\mathcal{L}_k \preceq \mathcal{L}_{k+1}$, the only edges from \mathcal{L}_k that intersect \mathcal{L}_{k+1} are blue-red edges, and only edges from \mathcal{L}_{k+1} that intersect \mathcal{L}_k are red-blue edges. Hence, M^E cannot have blue-red edges from \mathcal{L}_k and red-blue edges from \mathcal{L}_{k+1} . This further implies that there is $l \in \{0, 1, \dots, m\}$ such that $\mathcal{L}_0, \dots, \mathcal{L}_{l-1}$ all contribute to M^E with red-blue edges and $\mathcal{L}_l, \dots, \mathcal{L}_{m-1}$ all contribute to M^E with blue-red edges. Let M_l be the matching constructed by taking red-blue edges from $\mathcal{L}_0, \dots, \mathcal{L}_{l-1}$, and blue-red edges from $\mathcal{L}_l, \dots, \mathcal{L}_{m-1}$.

For each l , the value of M_l can be obtained as $\max\{RB_l, BR_l\}$, where RB_l is the length of the longest red-blue edge in $\mathcal{L}_0, \dots, \mathcal{L}_{l-1}$, and BR_l is the length of the longest blue-red edge in $\mathcal{L}_l, \dots, \mathcal{L}_{m-1}$. The computation of sequences RB and BR can be done in $O(n)$ total time, since RB_l is maximum of RB_{l-1} and the longest red-blue edge in \mathcal{L}_{l-1} , and BR_l is maximum of BR_{l+1} and the longest blue-red edge in \mathcal{L}_l . After we compute these sequences, we compute the value of M_l for each l , and take the one with the minimum value, which must correspond to a bottleneck matching.

We first compute orbits and Hamiltonian paths in $O(n)$ time (Lemma 12 and 24). Next, we compute the longest red-blue and blue-red edge in each orbit, which we then use to compute RB_l , BR_l , and M_l , for each weakly connected component of the orbit graph, and finally M^E , as we just described. Each step in this process takes at most $O(n)$ time, so the total running time for this algorithm is $O(n)$ as well. \square

Acknowledgments

We are grateful to the anonymous referees, whose useful and detailed comments improved our paper.

References

- [1] Atsushi Kaneko and Mikio Kano. Discrete geometry on red and blue points in the plane — a survey —. In *Discrete and Computational Geometry*, volume 25 of *Algorithms and Combinatorics*, pages 551–570. Springer, 2003.

- [2] Greg Aloupis, Jean Cardinal, Sébastien Collette, Erik D Demaine, Martin L Demaine, Muriel Dulieu, Ruy Fabila-Monroy, Vi Hart, Ferran Hurtado, Stefan Langerman, Maria Saumell, Carlos Seara, and Perouz Taslakian. Non-crossing matchings of points with geometric objects. *Computational Geometry*, 46(1):78–92, 2013.
- [3] Jan Kratochvíl and Torsten Ueckerdt. Non-crossing connectors in the plane. In *Theory and Applications of Models of Computation*, volume 7876 of *Lecture Notes in Computer Science*, pages 108–120. Springer, 2013.
- [4] Vladimir Igorevich Bogachev and Aleksandr Viktorovich Kolesnikov. The Monge-Kantorovich problem: achievements, connections, and perspectives. *Russian Mathematical Surveys*, 67(5):785–890, 2012.
- [5] Oswin Aichholzer, Ferran Hurtado, and Birgit Vogtenhuber. Compatible matchings for bichromatic plane straight-line graphs. In *Proceedings of the 28th EuroCG*, pages 257–260, 2012.
- [6] Greg Aloupis, Luis Barba, Stefan Langerman, and Diane L Souvaine. Bichromatic compatible matchings. *Computational Geometry*, 48(8):622–633, 2015.
- [7] Oswin Aichholzer, Luis Barba, Thomas Hackl, Alexander Pilz, and Birgit Vogtenhuber. Linear transformation distance for bichromatic matchings. *Computational Geometry*, 68:77–88, 2018.
- [8] Oswin Aichholzer, Sergey Bereg, Adrian Dumitrescu, Alfredo García, Clemens Huemer, Ferran Hurtado, Mikio Kano, Alberto Márquez, David Rappaport, Shakhar Smorodinsky, Diane Souvaine, Jorge Urrutia, and David R Wood. Compatible geometric matchings. *Computational Geometry*, 42(6):617–626, 2009.
- [9] Atsushi Kaneko, Mikio Kano, and Kazuhiro Suzuki. Path coverings of two sets of points in the plane. In János Pach, editor, *In Towards a Theory of Geometric Graph*, pages 99–101. American Math. Society, 2004.
- [10] Ferran Hurtado, Mikio Kano, David Rappaport, and Csaba D Tóth. Encompassing colored planar straight line graphs. *Computational Geometry*, 39(1):14–23, 2008.
- [11] Micha Sharir and Emo Welzl. On the number of crossing-free matchings, cycles, and partitions. *SIAM Journal on Computing*, 36(3):695–720, 2006.
- [12] Ioannis Mantas, Marko Savić, and Hendrik Schrezenmaier. New variants of perfect non-crossing matchings. In *Algorithms and Discrete Applied Mathematics*, pages 151–164. Springer, 2021.
- [13] Maw-Shang Chang, Chuan Yi Tang, and Richard C. T. Lee. Solving the Euclidean bottleneck matching problem by k -relative neighborhood graphs. *Algorithmica*, 8(1-6):177–194, 1992.
- [14] Alon Efrat and Matthew J Katz. Computing Euclidean bottleneck matchings in higher dimensions. *Information Processing Letters*, 75(4):169–174, 2000.
- [15] A Karim Abu-Affash, Paz Carmi, Matthew J Katz, and Yohai Trabelsi. Bottleneck non-crossing matching in the plane. *Computational Geometry*, 47(3):447–457, 2014.
- [16] Marko Savić and Miloš Stojaković. Faster bottleneck non-crossing matchings of points in convex position. *Computational Geometry*, 65:27–34, 2017.

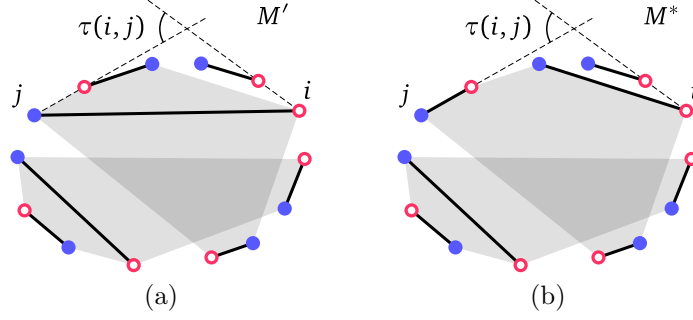


Figure 18: (a) Matching before the transformation. (b) Matching after the transformation.

- [17] John Gunnar Carlsson, Benjamin Armbruster, Saladi Rahul, and Haritha Bellam. A bottleneck matching problem with edge-crossing constraints. *International Journal of Computational Geometry and Applications*, 25(4):245–262, 2015.
- [18] Alon Efrat, Alon Itai, and Matthew J Katz. Geometry helps in bottleneck matching and related problems. *Algorithmica*, 31(1):1–28, 2001.
- [19] Ahmad Biniiaz, Anil Maheshwari, and Michiel H. M. Smid. Bottleneck bichromatic plane matching of points. In *Proceedings of the 26th Canadian Conference on Computational Geometry, CCCG 2014, Halifax, Nova Scotia, Canada, 2014*.
- [20] A Karim Abu-Affash, Sujoy Bhore, and Paz Carmi. Monochromatic plane matchings in bicolored point set. In *Proceedings of the 29th Canadian Conference on Computational Geometry, CCCG 2017, Carleton University, Ottawa, Ontario, Canada, pages 7–12, 2017*.
- [21] Mikhail J. Atallah. A matching problem in the plane. *Journal of Computer and System Sciences*, 31(1):63–70, 1985.

A Appendix

Proof. (of Lemma 25)

Let us suppose that there is no such matching. Let M' be a bottleneck matching with the least number of diagonals. By the assumption, there is a diagonal $(i, j) \in M'$ such that $\tau(i, j) \leq \pi/2$, see Figure 18(a). By Proposition 13 we can replace all pairs from M' lying in $\{i, \dots, j\}$, including the diagonal (i, j) , with the matching containing only edges, and by doing so we obtain a new matching M^* , see Figure 18(b).

The longest distance between any pair of points from $\{i, \dots, j\}$ is achieved by the pair (i, j) , so $bm(M^*) \leq bm(M')$. Since M' is a bottleneck matching, M^* is a bottleneck matching as well, and M^* has at least one fewer diagonal than M' , a contradiction. \square

Proof. (of Lemma 26) Let M be a matching provided by Lemma 25, with turning angles of all diagonals greater than $\pi/2$. There cannot be a region bounded by four or more diagonals of M , since if it existed, the total turning angle would be greater than 2π . Hence, M only has regions with at most three bounding diagonals. Suppose there are two or more 3-bounded regions. We look at two arbitrary such regions. There are two diagonals bounding the first region and two

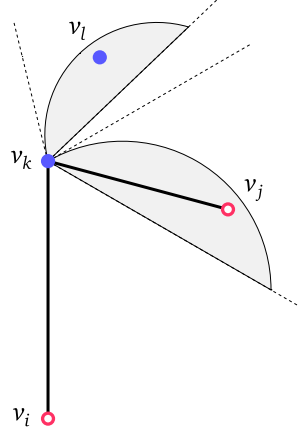


Figure 19: Two candidate diagonals of equal polarity cannot have the same pole.

diagonals bounding the second region such that these four diagonals are in cyclical formation, meaning that each diagonal among them has other three on the same side. Applying the same argument once again we see that this situation is impossible because it yields turning angle greater than 2π . We conclude that there can be at most one 3-bounded region. \square

Proof. (of Lemma 27) Take any 3-cascade bottleneck matching M . If it has an inner pair (i, j) that is not necessary, then (by definition) there is a solution to $\text{MATCHING}^1(i, j)$ that does not contain the pair (i, j) and has at most one cascade. We use that solution to replace all pairs from M that are inside $\{i, \dots, j\}$, and thus obtain a new 3-cascade matching that does not contain the pair (i, j) . Since M was optimal and there was at most one cascade inside $\{i, \dots, j\}$, pairs that were replaced are also a solution to $\text{MATCHING}^1(i, j)$, so the new matching must have the same value as the original matching. And since there is no bottleneck matching with at most one cascade, the new matching must be a bottleneck 3-cascade matching as well. We repeat this process until all inner pairs are necessary. The process has to terminate because the inner region is getting larger with each replacement. \square

Proof. (of Lemma 28) Lemma 27 provides us with a 3-cascade matching M whose every inner pair is necessary. There are at least three inner pairs of M , so at least one of them has turning angle at most $2\pi/3$. Otherwise, the total turning angle would be greater than 2π , which is not possible. Such an inner pair is a candidate pair. \square

Proof. (of Lemma 30) Let us suppose the contrary, that is, that there are two candidate diagonals of the same polarity with the same point as the pole. Assume, w.l.o.g., that (i, k) and (j, k) are two such candidate diagonals, $i \neq j$, both with positive polarity, each having its pole in k . Since both (i, k) and (j, k) are feasible pairs, i, j and k belong to the same orbit. W.l.o.g., we assume that the order of points in the positive direction is $i - j - k$, that is, $j \in (\{i, \dots, k\} \cap \mathcal{O}(k)) \setminus \{i, k\}$, see Figure 19.

The region $\Pi^+(i, k)$ lies inside the wedge with the apex v_k and the sides at the angles of $\pi/3$ and $2\pi/3$ with the line $v_k v_i$. Similarly, $\Pi^+(j, k)$ lies inside the wedge with the apex v_k and the sides at the angles of $\pi/3$ and $2\pi/3$ with the line $v_k v_j$. This means that $\Pi^+(i, k)$ and $\Pi^+(j, k)$ have no points in common other than v_k .

Since (j, k) is a diagonal, there is $l \in (\{j, \dots, k\} \cap \mathcal{O}(k)) \setminus \{j, k\}$. But $l \in (\{i, \dots, k\} \cap \mathcal{O}(k)) \setminus \{i, k\}$ as well, meaning that $l \in \Pi^+(i, k) \cap \Pi^+(j, k)$, which contradicts the conclusion of the previous paragraph. \square