

Required sensitivity to search the neutrinoless double beta decay in ^{124}Sn

Manoj Kumar Singh,^{1,2*} Lakhwinder Singh,^{1,2} Vivek Sharma,^{1,2}
 Manoj Kumar Singh,¹ Abhishek Kumar,¹ Akash Pandey,¹
 Venktesh Singh,^{1*} Henry Tsz-King Wong²

¹ Department of Physics, Institute of Science, Banaras Hindu University, Varanasi 221005, India.

² Institute of Physics, Academia Sinica, Taipei 11529, Taiwan.

E-mail: * manoj Singh.physics@gmail.com

E-mail: * venkaz@yahoo.com

Abstract. The **IN**dias **TIN** (TIN.TIN) detector is under development in the search for neutrinoless double- β decay ($0\nu\beta\beta$) using 90% enriched ^{124}Sn isotope as the target mass. This detector will be housed in the upcoming underground facility of the India based **Neutrino Observatory**. We present the most important experimental parameters that would be used in the study of required sensitivity for the TIN.TIN experiment to probe the neutrino mass hierarchy. The sensitivity of the TIN.TIN detector in the presence of sole two neutrino double- β decay ($2\nu\beta\beta$) decay background is studied at various energy resolutions. The most optimistic and pessimistic scenario to probe the neutrino mass hierarchy at 3σ sensitivity level and 90% C.L. is also discussed.

Keywords: Double Beta Decay, Nuclear Matrix Element, Neutrino Mass Hierarchy.

PACS numbers: 12.60.Fr, 11.15.Ex, 23.40-s, 14.60.Pq

1. Introduction

Neutrinoless double- β decay ($0\nu\beta\beta$) is an interesting venue to look for the most important question whether neutrinos have Majorana or Dirac nature. During the last two decades, the discovery of non-zero neutrino mass and mixing with various sources gives new motivation for more sensitive searches of $0\nu\beta\beta$. In fact, the observation of $0\nu\beta\beta$ would not only establish the Majorana nature of neutrinos, but also provide a measurement of effective mass and probe the neutrino mass hierarchy. Furthermore, this is the only proposed process which has potential to allow the sensitivity of the absolute mass scale of neutrino below 100 meV. There is no exact gauge symmetry associated with lepton number, therefore there is no fundamental reason why lepton number should be conserved at all levels [1, 2]. The lepton number violates by two units in the case of $0\nu\beta\beta$. This distinctive feature together with CP (charge parity) violation supports the exciting possibility that neutrino plays an important role in the matter-antimatter asymmetry in the early universe.

The experimental search for $0\nu\beta\beta$ is an attractive field of nuclear and particle physics. There are several isotopes available which energetically allow $0\nu\beta\beta$ process, only 35 of them are stable and have their experimental importance [3]. Several experiments are focusing on different isotopes via utilizing various detector techniques such as GERDA (GERmanium Detector Array) [4], MAJORANA (Majorana Demonstrator) [5] and CDEX (China Dark matter EXperiment) with ^{76}Ge enrich high purity Ge detectors [6]; EXO (Enriched Xenon Observatory) [7] and KamLandZen (Kamioka Liquid Scintillator Antineutrino Detector) with liquid ^{136}Xe time projection chambers [8]; and CUORE (Cryogenic Underground Observatory for Rare Events) with ^{130}Te bolometric detectors [9]. The next-generation experiments with tonne scale detectors such as LEGEND (^{76}Ge) (MAJORANA + GERDA) [10, 11], nEXO (^{136}Xe) [12], NEXT (^{136}Xe) [13], CUPID (^{130}Te) [14], SuperNEMO (^{82}Se , ^{150}Nd) [15], AMoRE (^{100}Mo) [16], COBRA (^{116}Cd) [17], CANDLES-III (^{48}Ca) [18], SNO+ (^{130}Te) [19], TIN.TIN (^{124}Sn) [20], MOON (^{100}Mo) [21] and LUMINEU (^{100}Mo) [22] have been proposed. Some of them will start data taking over the next few years and others are under construction phase. These large number of experiments, reveals the enthusiasm of the scientists working in this field world-wide.

The two neutrino double- β decay ($2\nu\beta\beta$) is a second order weak process, in which two neutrons simultaneously transfer into two protons by emitting two electrons and two anti-neutrinos within the same nucleus [23]

$${}^N_Z A_{\beta\beta} \rightarrow {}^{N-2}_{Z+2} A + 2e^- + 2\bar{\nu}_e. \quad (1)$$

The energy spectrum of $2\nu\beta\beta$ process has a continuous spectrum, ending at a well-defined end point which is determined by the $Q_{\beta\beta}$ -value of the process, as depicted in Fig. 1. The $2\nu\beta\beta$ decay follows the conservation of lepton number and also allowed by the standard model [23]. In the case of $0\nu\beta\beta$ process, no neutrino is emitted and both electrons carry the full energy equal to the $Q_{\beta\beta}$ -value of the transition. Indeed, being the energy of the recoiling nucleus negligible due to its high mass. Therefore,

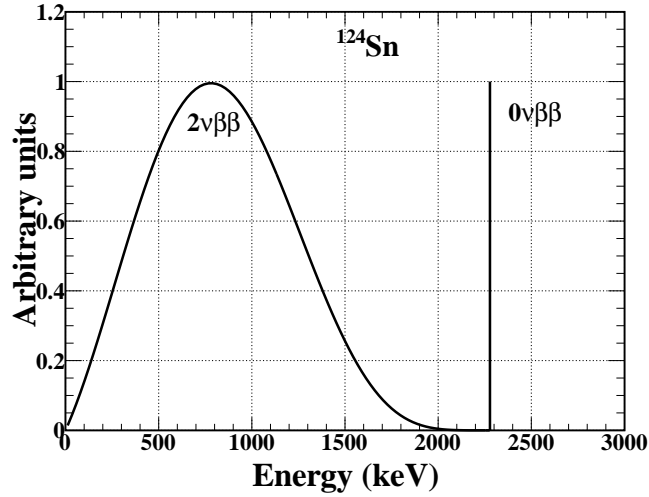


Figure 1: Summed energy spectrum of two electrons emitted in $2\nu\beta\beta$ and $0\nu\beta\beta$ decay modes of ^{124}Sn .

the experimental signature of $0\nu\beta\beta$ is characterized by a monoenergetic peak at the $Q_{\beta\beta}$ -value which relies just on the detection of the two emitted electrons.

$${}^N_Z A_{\beta\beta} \rightarrow {}^{N-2}_{Z+2} A + 2e^- \quad (2)$$

The TIN.TIN (The **I**ndias **T**IN) detector is under development in search of $0\nu\beta\beta$ in ^{124}Sn isotope. The TIN.TIN detector will use the cryogenic bolometer technique in closely packed module structure arrays [24]. This experiment will be housed at the **I**ndia based **N**eutrino **O**bservatory, an upcoming underground laboratory [24, 25]. Although the natural abundance of ^{124}Sn isotope is only $\sim 5.8\%$, but its quite high $Q_{\beta\beta}$ -value of 2287.7 keV makes it a good candidate for search of $0\nu\beta\beta$ [26, 27]. A high $Q_{\beta\beta}$ -value means that the search of $0\nu\beta\beta$ process will be less affected by the natural radioactivity process and hence it increases the sensitivity factor of experiment [28, 29]. The High Energy Physics experimental group of Tata Institute of Fundamental Research (TIFR), Mumbai, has tested the cryogenic Sn bolometers (size of mg scale) and found these bolometers work very impressively with very good energy resolution at sub-Kelvin temperature [20, 30]. The R&D on approximately 1 kg *natural* Sn prototype and the enrichment of ^{124}Sn is in progress [20].

The sensitivity of an experiment can be decided by the following five important parameters; (1) Energy resolution (Δ) at $Q_{\beta\beta}$, (2) Exposure ($\beta\beta_{\text{isotope}}$ mass \times time) (Σ), (3) Background rate (Λ), (4) Isotopic abundance (IA), and (5) Signal detection efficiency (ϵ_{expt}). The smearing of $2\nu\beta\beta$ events ($B_{2\nu}$) ($\tau_{\frac{1}{2}}^{2\nu} = 0.8\text{--}1.2 \times 10^{21}$ yr) [20] in the $0\nu\beta\beta$ Region of Interest (ROI) is the irreducible background in the search of $0\nu\beta\beta$. This can be minimized by using a detector with very good energy resolution. Therefore, the cryogenic bolometers will be a novel technique in the search of $0\nu\beta\beta$ decay.

2. Neutrino parameters and $0\nu\beta\beta$ half-life

In the simplest case, $0\nu\beta\beta$ decay is mediated by the virtual exchange of a light Majorana neutrino in the absence of right-handed currents. The half-life ($\tau_{\frac{1}{2}}^{0\nu}$) of $0\nu\beta\beta$ isotopes can be expressed as [31]

$$\left[\tau_{\frac{1}{2}}^{0\nu}\right]^{-1} = G'^{0\nu} g_A^4 |M^{0\nu}|^2 \left[\frac{\langle m_{\beta\beta} \rangle^2}{m_e^2}\right] \equiv G^{0\nu} |M^{0\nu}|^2 \left[\frac{\langle m_{\beta\beta} \rangle^2}{m_e^2}\right]. \quad (3)$$

Here, $G'^{0\nu}$ is the known phase space factor, $G^{0\nu}$ is the phase space factor combined with the weak axial vector coupling constant (g_A), $|M^{0\nu}|$ is the Nuclear Physics matrix element and m_e is the mass of the electron. To avoid the ambiguity of g_A in the presence of nuclear medium, its free nucleon value ($g_A = 1.269$) [32] is adopted. The effective Majorana neutrino mass is given by[33]:

$$\langle m_{\beta\beta} \rangle = \left| \sum_{\gamma=1,2,3}^{j=0,\alpha,\beta} e^{i\gamma_j} |U_{e\gamma}|^2 m_{\gamma} \right|, \quad (4)$$

which depends on the neutrino masses (m_{γ} for eigenstate ν_{γ}), Majorana phases (α, β) and PMNS (Pontecorvo-Maki-Nakagawa-Sakata) mixing matrix (U)[31, 33, 34]. Expansion of Eq. 4 will provide the $\langle m_{\beta\beta} \rangle$ as [33]

$$\langle m_{\beta\beta} \rangle = |c_{12}^2 c_{13}^2 m_1 + s_{12}^2 c_{13}^2 m_2 e^{i\alpha} + s_{13}^2 m_3 e^{i(\beta-2\delta)}|. \quad (5)$$

The value of $\langle m_{\beta\beta} \rangle$ depends on sines (s) and cosines (c) of the leptonic mixing angles θ_{ij} , the mass eigenvalues (m_{γ}), Majorana Phases $e^{i\alpha} = e^{i\beta} = \pm 1$ and the CP violating phase $e^{-i2\delta} = 1$. The measurement of mass-squared splitting ($\delta m_{\odot}^2 = \Delta m_{21}^2$ and $\Delta m_{atm}^2 = \frac{1}{2}|\Delta m_{31}^2 + \Delta m_{32}^2|$) allows two hierarchy configurations for the mass eigenstates: either Inverted Hierarchy (IH) ($m_3 < m_1 < m_2$) or Normal Hierarchy (NH) ($m_1 < m_2 < m_3$) [35, 34]. The allowed range for $\langle m_{\beta\beta} \rangle$ as a function of the lightest neutrino mass m_{min} can be constrained by the experimental measurements of the neutrino mixing parameters. The lower and upper range of $\langle m_{\beta\beta} \rangle$ is derived from the cutoff choice $m_{min} = 10^{-5}$ eV

$$\begin{aligned} IH : 1.765550 \times 10^{-2} \text{ (eV)} &\leq |\langle m_{\beta\beta} \rangle| \leq 4.981276 \times 10^{-2} \text{ (eV)} \\ NH : 1.363476 \times 10^{-3} \text{ (eV)} &\leq |\langle m_{\beta\beta} \rangle| \leq 4.093182 \times 10^{-3} \text{ (eV)}. \end{aligned} \quad (6)$$

The precise calculations of $G^{0\nu}$ and $|M^{0\nu}|$ are needed in order to translate the experimental values of the $0\nu\beta\beta$ half-lives into $\langle m_{\beta\beta} \rangle$. With an uncertainty of approximately 7 %, $G^{0\nu}$ is well known [36]. On the other hand, the calculation of $|M^{0\nu}|$ is a difficult task involving the details of the underlying theoretical models. Several different theoretical models have been used to compute $|M^{0\nu}|$ for the different $A_{\beta\beta}$ such as interacting shell model (ISM) [37], quasiparticle random phase approximation (QRPA) (and its variants) [38, 39], interacting boson model (IBM-2) [40], angular momentum projected hartree-fock bogoliubov method (PHFB) [41], generating coordinate method (GCM) and energy density functional method (EDF) [32, 42]. Deviations among their results are the main sources of theoretical uncertainties in the required sensitivity.

Table 1: Nuclear matrix elements for ^{124}Sn isotope extracted from the references [20, 31, 43].

Theoretical Model (Scheme)	$ M^{0\nu} $
Projected Hartree-Fock-Bogolebov (PHFB)	6.04
Generating coordinate method (GCM)	4.81
Interacting boson model (IBM)	3.53
Shell Model (SM)	2.62

For ^{124}Sn isotope, $|M^{0\nu}|$ along with the corresponding theoretical models are listed in Table 1. In the given range of $|M^{0\nu}|$, the PHFB and SM are in most optimistic and most conservative scenario, respectively. Therefore, the required sensitivity corresponding to other $|M^{0\nu}|$ will lie in between this range. Using the range of $\langle m_{\beta\beta} \rangle$ from Eq. 6 and $|M^{0\nu}|$ from Table 1, with the help of Eq. 3, corresponding benchmark sensitivities can be calculated in terms of $\tau_{\frac{1}{2}}^{0\nu}$. The value of combined function (F_n) for PHFB and SM models are adopted from Ref. [20]

$$\begin{aligned}
 F_n = G^{0\nu} \cdot |M^{0\nu}|^2 &= 8.569 \times 10^{-13} \text{yr}^{-1} (PHFB) \\
 &= 1.382 \times 10^{-13} \text{yr}^{-1} (SM).
 \end{aligned} \tag{7}$$

Using Eqns. 3, 6 and 7, the required sensitivities in the form of $\tau_{\frac{1}{2}}^{0\nu}$ are

$$\begin{aligned}
 PHFB \equiv IH : 1.228091 \times 10^{26}(\text{yr}) &< \tau_{\frac{1}{2}}^{0\nu} < 9.776263 \times 10^{26}(\text{yr}) \\
 NH : 1.818819 \times 10^{28}(\text{yr}) &< \tau_{\frac{1}{2}}^{0\nu} < 1.639143 \times 10^{29}(\text{yr}) \\
 SM \equiv IH : 7.614697 \times 10^{26}(\text{yr}) &< \tau_{\frac{1}{2}}^{0\nu} < 6.061708 \times 10^{27}(\text{yr}) \\
 NH : 1.127747 \times 10^{29}(\text{yr}) &< \tau_{\frac{1}{2}}^{0\nu} < 1.016340 \times 10^{30}(\text{yr}).
 \end{aligned} \tag{8}$$

The current generation of oscillation experiments may reveal Nature's choice among the two hierarchy options. Moreover, the combined cosmology data may provide a measurement on the sum of m_i [44, 45]. Thus, it can be expected that the ranges of parameter space in $0\nu\beta\beta$ searches will be further constrained.

From the experimental point of view, the measurement of half-life $\tau_{\frac{1}{2}}^{0\nu}$ of $0\nu\beta\beta$ relies just on the observed signal ($S_{0\nu}$ ($0\nu\beta\beta$ -events)). The relationship between $\tau_{\frac{1}{2}}^{0\nu}$ and observed $S_{0\nu}$ can be derived from the law of radioactive decay

$$\left[\tau_{\frac{1}{2}}^{0\nu} \right]^{-1} = [\log_e 2]^{-1} \left[\frac{A}{N_A} \right] \left[\frac{1}{\Sigma} \right] \left[\frac{S_{0\nu}}{\varepsilon_{ROI}} \right], \tag{9}$$

where A is the molar mass of the source $A_{\beta\beta}$, N_A is the Avogadro Number and ε_{ROI} is the efficiency of selected ROI.

In the search of $0\nu\beta\beta$ decay, the ROI around the $Q_{\beta\beta}$ value could be symmetric and asymmetric. The symmetric FWHM ROI at $Q_{\beta\beta}$ value is most often choice of

experiments. The ROI in the current study is taken to be the FWHM window centered at $Q_{\beta\beta}$, such that the efficiency $\varepsilon_{ROI} = 76.1\%$. Every experiment needs to use an enriched isotope for obtaining the better sensitivity. Therefore for simplicity and being easily convertible, both the IA of the $0\nu\beta\beta$ isotopes in the target and the other experimental efficiencies (ε_{expt}) are taken to be 100 %. In practice, the required combined exposure Σ' of $A_{\beta\beta}$, can be converted from the ideal Σ of the present work via $\Sigma' = \Sigma / (\text{IA} \cdot \varepsilon_{expt})$.

3. Experimental constraints on sensitivity

The background events are always present in realistic experiments which degrade the sensitivities of the identifying spectral peaks at $Q_{\beta\beta}$. The source of background in the search of $0\nu\beta\beta$ can be divided into two categories: intrinsic and ambient. The ambient background is mostly induced by external γ -rays, especially from trace radioactivity present in the experimental hardware and cosmogenically activated isotopes in the vicinity of target volume. The total ambient background counts N_a in the $0\nu\beta\beta$ ROI can be obtained from the following expression

$$N_a = \Lambda_a \cdot \Sigma \cdot [\Delta \cdot Q_{\beta\beta}], \quad (10)$$

where Λ_a is the flat ambient background rate in the units of counts/tonne-year-keV (/tyk). The intrinsic background in the $0\nu\beta\beta$ search come from the $2\nu\beta\beta$ decay process. It is therefore inherently associated with the $A_{\beta\beta}$ and directly proportional to Σ . The finite detector resolution leads the irreducible $B_{2\nu}$ events which contaminates the $0\nu\beta\beta$ ROI. Therefore, the sum ($B_0 = B_{2\nu} + N_a$) would be the total background counts in the selected ROI.

If the ambient background reduces to a minimum level ($N_a = 0$), the irreducible background $B_{2\nu}$ would remain in the ROI. The contamination of $B_{2\nu}$ mainly depends on the detector Δ and Σ . The lower limit on $\tau_{\frac{1}{2}}^{0\nu}$ due to only $B_{2\nu}$ as a function of Δ for $\Sigma = 0.1$ and 1.0 tonne-year (ty) are represented by the continuous and dotted lines respectively in Fig. 2. The IH and NH bands corresponding to the SM and PHFB $|M^{0\nu}|$ are also superimposed (From Eqns. 6 and 8) to get the prospects of $B_{2\nu}$ for future ^{124}Sn isotope based experiments.

The conversion of $\tau_{\frac{1}{2}}^{0\nu}$ in $\langle m_{\beta\beta} \rangle$ sensitivity face the theoretical uncertainty of $|M^{0\nu}|$ (Eqn. 3). Therefore, the $\langle m_{\beta\beta} \rangle$ sensitivity due to $B_{2\nu}$ form band structure (apart from the IH and NH bands) in the $\langle m_{\beta\beta} \rangle$ vs Δ parameter space as shown in Fig. 3. The upper and lower line of $|M^{0\nu}|$ uncertainty band arises due to the $|M^{0\nu}|$ of SM and PHFB, respectively. This leads that the $|M^{0\nu}|$ of SM would impose severe requirements on experimental sensitivity in comparison to the PHFB.

With the maximum range of $|M^{0\nu}|$ uncertainty for $\Sigma_0 = 1.0$ ty to cover the NH, the safe zone from $B_{2\nu}$ events begins at $\Delta < 1.61\%$ for SM and $\Delta < 2.19\%$ for PHFB. The safe zone for IH case begins from $\Delta < 3.88\%$ for SM and $\Delta < 5.34\%$ for PHFB. This leads that the TIN.TIN experiment would be very less affected by the $B_{2\nu}$ events ($\sim 3.08 \times 10^{-6}$ counts) if it reach to the energy resolution $\Delta_0 = 0.5\%$ at $Q_{\beta\beta}$, which

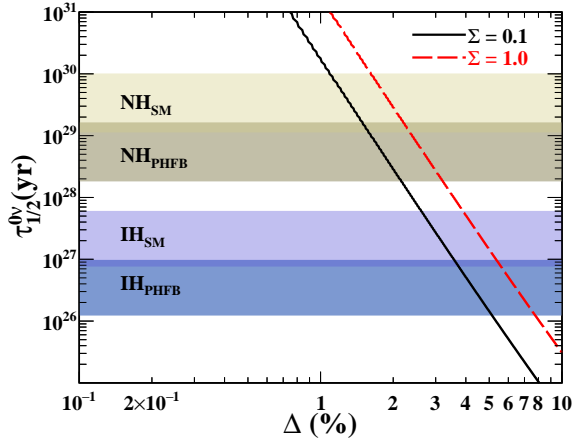


Figure 2: Variation of $0\nu\beta\beta$ decay half-life with Δ . The contamination of $B_{2\nu}$ events in ROI is shown by continuous and dotted line for $\Sigma = 0.1$ and 1.0 ty, respectively. To get the expectations of $B_{2\nu}$ events in the maximum range of $|M^{0\nu}|$ uncertainty, the IH and NH bands are also superimposed.

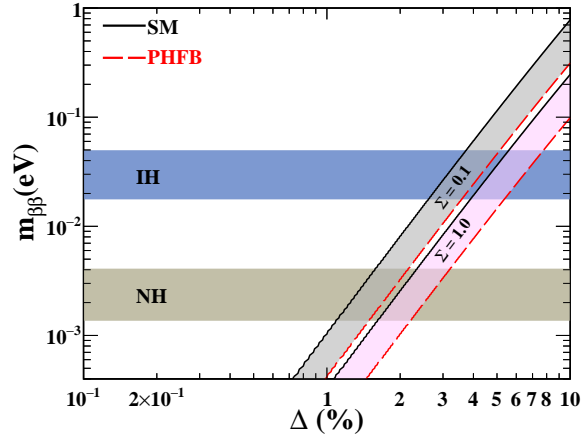


Figure 3: Variation of $\langle m_{\beta\beta} \rangle$ with Δ . The uncertainty of $|M^{0\nu}|$, leads the uncertainty in $\langle m_{\beta\beta} \rangle$ due to the $B_{2\nu}$ events, which is shown in the form of the band (other than the Hierarchy bands).

is close to the achieved energy resolution = 0.31% at $Q_{\beta\beta}$ of the CUORE experiment (Bolometric detector using ^{130}Te) [9].

4. Statistical significance of signal

Rare event physics search like $0\nu\beta\beta$ and dark matter naturally demands the very low background experiment [46]. The understanding of background and its suppression would significantly improves the experimental sensitivity. In the design stage of experiments, the averaged N_a and $B_{2\nu}$ can be precisely estimated from the prior knowledge of the most relevant sources of background and simulation studies [47, 48, 29, 49]. The low background counts in the ROI are subjected to the Poisson fluctuation. Excess of counts from expected background may originate from the upward fluctuations of the background channels. The discovery potential (D.P.) and sensitivity level (S.L.) can be expressed in the frame of background fluctuation. In order to get the strong evidence, we have calculated the signal counts with 3σ S.L. and 5σ is expressed for D.P.

The Poisson distribution is discrete and provide the significance level for certain values only. The continuous representation of the Poisson distribution is obtained by normalized upper incomplete gamma function and it gives the probability distribution [50]

$$F(k) = \frac{\Gamma(k+1, \lambda)}{\Gamma(k+1)}, k > 0, \text{ with} \quad (11)$$

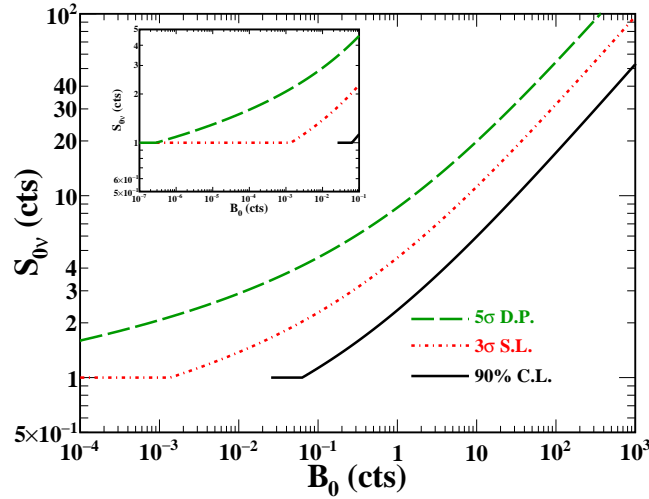


Figure 4: Variation of $S_{0\nu}$ corresponding to B_0 under the 3σ S.L., 5σ D.P. and at 90% C.L. schemes of signal identification.

$$\Gamma(k, \lambda) = \int_{\lambda}^{\infty} e^{-t} t^{k-1} dt \quad \text{and} \quad \Gamma(k) = \int_0^{\infty} e^{-t} t^{k-1} dt, \quad (12)$$

where λ is the mean value of distribution, k is the number of counts, $\Gamma(k, \lambda)$ is the upper incomplete gamma function and $\Gamma(k)$ is the ordinary gamma function. The variation in sensitivity became free from the discrete steps (with Eq. 11). For completeness, the signal counts at 90% C.L. are also calculated from the Poisson distribution as illustrated in Fig. 4.

For very low expected background, the requirement of $S_{0\nu}$ for an experiment is chosen to be a 1 event. This leads to the same sensitivity at the background free level. The background free criteria depend on the chosen statistical scheme. The background free scenario is shown in Fig. 4 from the horizontal line limiting at $S_{0\nu} = 1$ event. As the background decreases the significance of $S_{0\nu}$ increases. This increment in significance is shown in Fig. 4 by flattened line. On reaching the background free criteria, the extension of 90% C.L. is extended up to the 2σ level while the 3σ S.L. is extended up to the 5σ D.P.

After using these two schemes for the identification of $S_{0\nu}$, the $\tau_{\frac{1}{2}}^{0\nu}$ sensitivity of Eq. 9 would take the following form

$$\left[\tau_{\frac{1}{2}}^{0\nu}\right]^{-1} = [\log_e 2]^{-1} \left[\frac{A}{N_A}\right] \left[\frac{1}{\Sigma}\right] \left[\frac{S_{90\%} | S_{3\sigma} | S_{5\sigma}}{\varepsilon_{ROI}}\right], \quad (13)$$

where $S_{0\nu}$ of Eq. 9 is replaced by $S_{90\%}$, $S_{3\sigma}$ and $S_{5\sigma}$ to obtain the $\tau_{\frac{1}{2}}^{0\nu}$ sensitivity at 90% CL, 3σ S.L. and 5σ D.P. level, respectively. Under these two schemes the required sensitivity for ^{124}Sn isotope is studied in terms of required Λ , Σ at the $\Delta_0 = 0.5\%$ at $Q_{\beta\beta}$. These sensitivities are calculated with the aim to reach the most conservative (min.) and most optimistic (max.) regime of IH and NH (see Eq. 6).

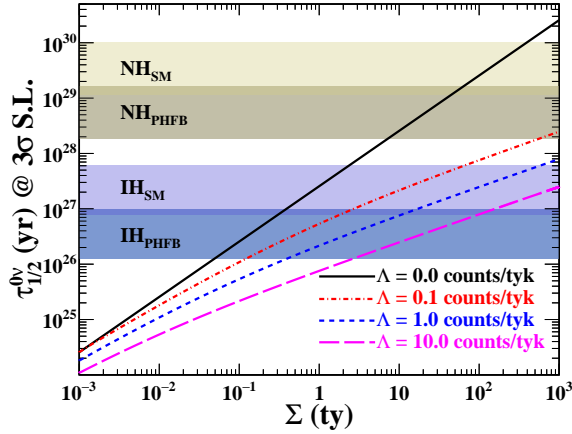


Figure 5: Signal identification at 3σ S.L. in $\tau_{\frac{1}{2}}^{0\nu}$ versus Σ at Δ_0 for $\Lambda = (0, 0.1, 1.0, 10.0)/\text{tyk}$. The IH and NH bands are superimposed for both PHFB and SM $|M^{0\nu}|$ models.

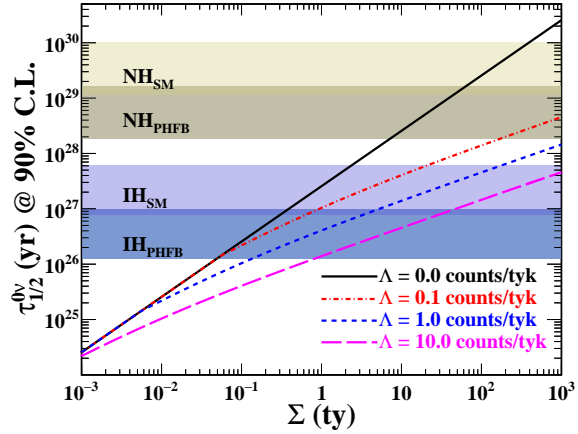


Figure 6: Signal identification at 90% C.L. in $\tau_{\frac{1}{2}}^{0\nu}$ versus Σ at Δ_0 for $\Lambda = (0, 0.1, 1.0, 10.0)/\text{tyk}$. The IH and NH bands are superimposed for both PHFB and SM $|M^{0\nu}|$ models.

5. $0\nu\beta\beta$ half-life sensitivity as a function of Σ and Λ at Δ_0

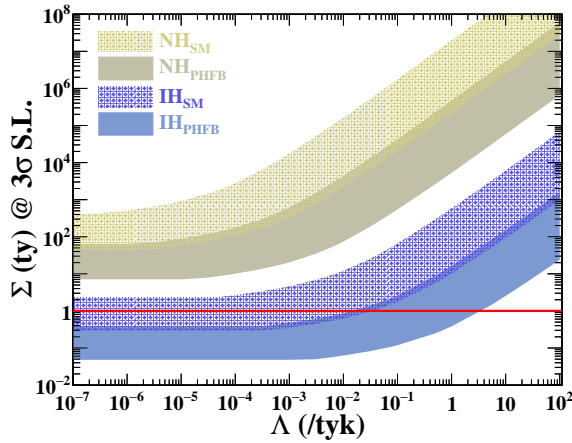
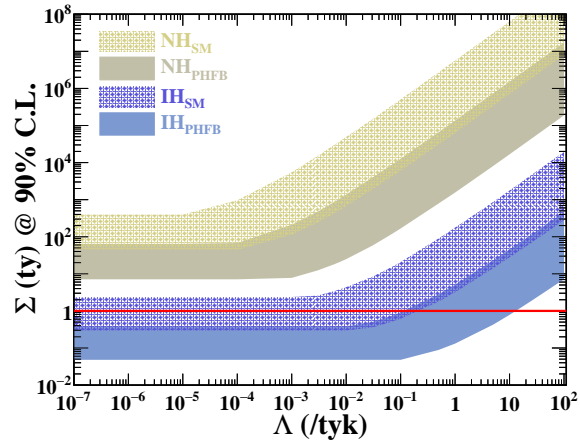
The accessible physics with $0\nu\beta\beta$ experiments is the effective mass of Majorana neutrinos $\langle m_{\beta\beta} \rangle$, which is the linear combination of neutrino mass eigenstates. Therefore, the minimum desired experimental sensitivity of the TIN.TIN experiment is to probe the IH mass region. The $\tau_{\frac{1}{2}}^{0\nu}$ is inversely proportional to the $\langle m_{\beta\beta} \rangle$. The variation of $\tau_{\frac{1}{2}}^{0\nu}$ at 3σ S.L. and 90% C.L. as a function of Σ at a fixed Δ_0 with various background rates (Λ) is depicted in Figs. 5 and 6 respectively. The hierarchy bands arises from uncertainty of $|M^{0\nu}|$ and range of $\langle m_{\beta\beta} \rangle$ (Eqns. 6 and 8) is also superimposed over it.

The required sensitivity in terms of exposure Σ and benchmark background rate $\Lambda = (0, 0.1, 1.0, 10.0)/\text{tyk}$, at Δ_0 , to just enter the hierarchy is summarized in Table 2. In order to enter the IH_{PHFB} mass region with $\Lambda = 0.1/\text{tyk}$ the TIN.TIN experiment must have $\Sigma = 0.12$ ty at 3σ S.L. ($\Sigma = 4.80 \times 10^{-2}$ ty at 90% C.L.), but the IH_{SM} mass region requires $\Sigma = 1.74$ ty at 3σ S.L. ($\Sigma = 0.62$ ty at 90% C.L.). Similarly, having the same background rate of $\Lambda = 0.1/\text{tyk}$ requires $\Sigma = 5.45 \times 10^2$ ty at 3σ S.L. (1.67×10^2 ty at 90% C.L.) for NH_{PHFB} and 2.01×10^4 ty at 3σ S.L. (6.04×10^3 ty at 90% C.L.) for NH_{SM} . The uncertainty of $|M^{0\nu}|$ leads the uncertainty in required sensitivity. Therefore, precise calculation of $|M^{0\nu}|$ from different model is the main requirement.

The potential of improvement in background is explained in the parameter space of Σ and Λ at Δ_0 in conjunction with the uncertainty bands of $|M^{0\nu}|$ for both the IH and NH (Figs. 7 and 8). The reduction in the background leads the controllable requirement imposed on Σ . Therefore, the background improvement is a necessity for the experiment. This improvement in the background plays crucial role in order to cover the hierarchy region completely. The required sensitivity in terms of Σ at Δ_0 to

Table 2: The required Σ corresponding to the benchmark $\Lambda = (0, 0.1, 1.0, 10.0)/\text{tyk}$ in the most optimistic scenario to just enter the hierarchy.

	$[\tau_{\frac{1}{2}}^{0\nu}]_{min}^{IH}$				$[\tau_{\frac{1}{2}}^{0\nu}]_{min}^{NH}$			
	SM							
Λ (/tyk)	0.0	0.1	1.0	10.0	0.0	0.1	1.0	10.0
Σ (ty) @ 3σ S.L.	0.30	1.74	10.15	92.12	44.03	2.01×10^4	2.18×10^5	2.47×10^6
Σ (ty) @ 90% C.L.	0.30	0.62	3.18	27.84	44.03	6.04×10^3	6.28×10^4	7.04×10^5
PHFB								
Σ (ty) @ 3σ S.L.	4.80×10^{-2}	0.12	0.38	2.55	7.11	5.45×10^2	5.27×10^3	5.82×10^4
Σ (ty) @ 90% C.L.	4.80×10^{-2}	4.80×10^{-2}	0.13	0.78	7.11	1.67×10^2	1.56×10^3	1.67×10^4

Figure 7: Signal identification to cover completely and to just enter the hierarchy with 3σ S.L. in Σ versus Λ space for ^{124}Sn at Δ_0 , in complete regime (min. to max.) of $\langle m_{\beta\beta} \rangle$ for IH and NH, using the $M^{0\nu}$ of SM and PHFB models.Figure 8: Signal identification to cover completely and to just enter the hierarchy with 90% C.L. in Σ versus Λ space for ^{124}Sn at Δ_0 , in complete regime (min. to max.) of $\langle m_{\beta\beta} \rangle$ for IH and NH, using the $M^{0\nu}$ of SM and PHFB models.

completely cover both the hierarchy are summarized in Table 3 for both $|M^{0\nu}|$ at 3σ S.L. and 90% C.L.

At the earlier chosen background rate $\Lambda = 0.1/\text{tyk}$, the coverage of IH_{PHFB} requires $\Sigma = 2.61$ ty at 3σ S.L. ($\Sigma = 0.91$ ty at 90% C.L.) while for IH_{SM} this requirement becomes $\Sigma = 65.88$ ty at 3σ S.L. ($\Sigma = 20.82$ ty at 90% C.L.). Similarly, in order to cover the NH_{PHFB} at 3σ S.L. requires $\Sigma = 4.27 \times 10^4$ ($\Sigma = 1.27 \times 10^4$ ty at 90% C.L.) and coverage of NH_{SM} demanded an exposure of $\Sigma = 1.76 \times 10^6$ ty at 3σ S.L. ($\Sigma = 5.08 \times 10^5$ ty at 90% C.L.).

Table 3: The required sensitivity in terms of Σ corresponding to the benchmark $\Lambda = (0, 0.1, 1.0, 10.0)/\text{tyk}$, for covering completely the hierarchy (most conservative scenario).

	$[\tau_{\frac{1}{2}}^{0\nu}]_{max}^{IH}$				$[\tau_{\frac{1}{2}}^{0\nu}]_{max}^{NH}$			
	SM							
Λ (/tyk)	0.0	0.1	1.0	10.0	0.0	0.1	1.0	10.0
Σ (ty) @ 3σ S.L.	2.37	65.88	5.86×10^2	6.11×10^3	3.97×10^2	1.76×10^6	2.00×10^7	2.28×10^8
Σ (ty) @ 90% C.L.	2.37	20.82	1.77×10^2	1.77×10^3	3.97×10^2	5.08×10^5	5.69×10^6	6.42×10^7
PHFB								
Σ (ty) @ 3σ S.L.	0.38	2.61	16.36	1.51×10^2	64.05	4.27×10^4	4.70×10^5	5.34×10^6
Σ (ty) @ 90% C.L.	0.38	0.91	5.09	45.68	64.05	1.27×10^4	1.35×10^5	1.52×10^6

The value of minimum exposure Σ_{min} corresponding to 1 $S_{0\nu}$ event is obtained at very low background (close to $\Lambda = 0/\text{tyk}$) and shown by the left flattened region in Figs. 7 and 8. Σ_{min} is an important parameter where each related experiment wants to reach by making improvement in the achieved background rate $\Lambda_0 \rightarrow \Lambda = 0/\text{tyk}$. The value of Σ_{min} gives clear indication about the enhancement of required sensitivity in terms of Σ with Λ in the experiment. It has explicitly comes out that in order to just enter the IH_{PHFB} , it needs $\Sigma_{min} = 4.80 \times 10^{-2}$ ty and for IH_{SM} the value of $\Sigma_{min} = 0.30$ ty. Similarly to enter the NH_{PHFB} requires $\Sigma_{min} = 7.11$ ty and for NH_{SM} this value became 44.03 ty. In order to cover the IH_{PHFB} requires $\Sigma_{min} = 0.38$ ty and the coverage of IH_{SM} requires 2.37 ty. The coverage of NH_{PHFB} demands $\Sigma_{min} = 64.05$ ty and for NH_{SM} this requirement reaches up to 3.97×10^2 ty.

6. Summary and prospects

The next generation neutrinoless double-beta decay experiments like TIN.TIN have a primary aim to probe the IH region. We have investigated the experimental parameters such as energy resolution, exposure and background rate to meet this goal in reference of background fluctuation sensitivity at 3σ S.L. and 90% C.L. This background fluctuation sensitivity study can be straightforward extended to the discovery potential for any experiment.

Our present study shows that the energy resolution of 0.5% at $Q_{\beta\beta}$ for TIN.TIN detector is good enough to overcome the two neutrino double-beta decay background events in perspective to probe the IH. In order to probe the NH region, the two neutrino double-beta decay background events start contributing in the total background. Therefore, the detector resolution requires improvement to diminish the contribution of $2\nu\beta\beta$ background events.

The ambiguity of nuclear matrix elements leads to severe uncertainty in the required experimental sensitivity. It is observed that using PHFB model the required sensitivity in terms of energy resolution, exposure and background rate is in the optimistic scenario in comparison to the SM model. The accurate knowledge of the nuclear matrix element is required to minimize the uncertainty in the required sensitivity and furthermore, it is the essential parameter for determining the effective mass of Majorana neutrino once this $0\nu\beta\beta$ process is observed.

The optimistic region of required sensitivity in terms of the background rate to enter the hierarchy starts from $\Lambda \leq 0.1/\text{tyk}$ and the pessimistic region starts from $\Lambda > 0.1/\text{tyk}$ for both nuclear matrix elements at 3σ S.L. and 90% C.L. Although entering the IH_{PHFB} can tolerate the background rate up to $\Lambda = 10/\text{tyk}$ at 90% C.L., for NH_{PHFB} requires $\Lambda \ll 0.1/\text{tyk}$.

The TIN.TIN experiment at energy resolution 0.5% at $Q_{\beta\beta}$, needs a minimum exposure of $\Sigma_{\min} = 0.38$ ty to cover the IH_{PHFB} completely and in a conservative scenario to cover the IH_{SM} requires $\Sigma_{\min} = 2.37$ ty. Similarly, the coverage of NH_{PHFB} requires $\Sigma_{\min} = 64.05$ ty whereas for NH_{SM} this needs $\Sigma_{\min} = 3.97 \times 10^2$ ty. This Σ_{\min} is necessity to observe the minimum 1 signal event at background free level. Though this Σ_{\min} is an ideal case, this will provide the limiting factor of the required exposure.

Acknowledgments

The authors are grateful to collaborators of the TEXONO Program. This work is supported by the Academia Sinica Investigator Award AS-IA-106-M02. Author M. K. Singh acknowledges University Grant Commission (UGC), India for providing financial support.

References

- [1] A de Gouvea et al. *Progress in Particle and Nuclear Physics* **71**, 75 (2013)
- [2] G Steigman et al. arXiv:1801.10059 (2018)
- [3] R Henning *Rev. in Phys.* **1**, 29 (2016)
- [4] M Agostini et al. *Phys. Rev. Lett.* **120**, 132503 (2018)
- [5] C E Aalseth et al. *Phys. Rev. Lett.* **120**, 132502 (2018)
- [6] L Wang et al. *Sci. China Phys. Mech. Astron.* **60**, 071011 (2017)
- [7] J B Albert et al. *Phys. Rev. Lett.* **120**, 072701 (2018)
- [8] A Gando et al. *Phys. Rev. Lett.* **117**, 082503 (2016)
- [9] C Alduino et al. *Phys. Rev. Lett.* **120**, 132501 (2018)
- [10] N Abgrall et al. *AIP Conf. Proc.* **1894**, 020027 (2017)
- [11] B Schwingenheuer Neutrinoless double beta decay searches with ^{76}Ge *EP Seminar* Jan. (2017)
- [12] J B Albert et al. *Phys. Rev. C* **97**, 065503 (2018)
- [13] J Martn-Albo et al. *J. High Energ. Phys.* **2016**, 159 (2016)
- [14] G Wang et al. arXiv:1504.03599 (2015)
- [15] R B Pahlka arXiv:0810.3169 (2008)
- [16] V Alenkov et al. arXiv:1512.05957 (2015)
- [17] J Ebert et al. *Nucl. Instrum. Methods A* **821**, 109 (2016)

- [18] T Iida et al. *Nucl. and Particle Phys. Proc.* **273**, 2633 (2016)
- [19] V Lozza *Nucl. and Particle Phys. Proc.* **273**, 1836 (2016)
- [20] V Nanal *Eur. Phys. J. Web of Conf.* **66**, 08005 (2014)
- [21] T Shima et al. *J. Phys.: Conference Series* **120**, 052055 (2008)
- [22] E Armengaud et al. *J. Phys.: Conference Series* **718**, 062008 (2016)
- [23] O Cremonesi et al. *J. Phys.: Conf. Ser.* **718**, 022006 (2016)
- [24] V Nanal *AIP Conf. Proc.* **1405**, 289 (2011)
- [25] M K Singh et al. *JINST* **12**, T01006 (2017)
- [26] J Dawson et al. *Nucl. Phys. A* **799**, 167 (2008)
- [27] V Singh et al. *AIP Conf. Proc.* **1405**, 334 (2011)
- [28] G Gervasio et al. The Gottahard experiment on ^{136}Xe $\beta\beta$ decay *Proc. Int. workshop World Scientific* 475, (1996)
- [29] N Dokania et al. *NIM A* **745**, 119 (2014)
- [30] V Singh et al. *Pramana - J. Phys.* **81**, 719 (2013)
- [31] R G H Robertson *Mod. Phys. Lett. A* **28**, 1350021 (2013)
- [32] J Engel et al. *Rep. Prog. Phys.* **80**, 046301 (2017)
- [33] A Dueck et al. *Phys. Rev. D* **83**, 113010 (2011)
- [34] G Benato *Eur. Phys. J. C* **75**, 563 (2015)
- [35] W Maneschg et al. *EPL* **85**, 51002 (2009)
- [36] P Guzowski et al. *Phys. Rev. D* **92**, 012002 (2015)
- [37] J Menndez et al. *Nucl. Phys. A* **818**, 139 (2009)
- [38] F imkovic et al. *Phys. Rev. C* **87**, 045501 (2013)
- [39] D L Fang et al. *Phys. Rev. C* **92**, 044301 (2015)
- [40] J Barea et al. *Phys. Rev. C* **91**, 034304 (2015)
- [41] P K Rath et al. *Phys. Rev. C* **82**, 064310 (2010)
- [42] T R Rodrguez et al. *Phys. Rev. Lett.* **105**, 252503 (2010)
- [43] J Kotila et al. *Phys. Rev. C* **85**, 034316 (2012)
- [44] F Capozzi et al. *Phys. Rev. D* **89**, 093018 (2014)
- [45] A Giuliani et al. *Advances in High Energy Physics* **2012**, 857016 (2012)
- [46] N Dokania et al. *JINST* **9**, P11002 (2014)
- [47] N Dokania et al. *JINST* **10**, T12005 (2015)
- [48] V Singh et al. arXiv:1408.4520 (2015)
- [49] N Dokania et al. *JPS Conf. Proc.* **12**, 010044 (2016)
- [50] S H. Abid et al. *Int. J. of Data Envel. Anal. and Oper. Res.* **2**, 17 (2016)