

Oscillating Modes of Driven Colloids in Overdamped Systems

Johannes Berner,¹ Boris Müller,^{2,3} Juan Ruben Gomez-Solano,¹ Matthias Krüger,^{2,3} and Clemens Bechinger^{1,3,*}

¹*2nd Physical Institute, University of Stuttgart, 70569 Stuttgart, Germany*

²*4th Institute for Theoretical Physics, University of Stuttgart, 70569 Stuttgart, Germany*

³*Max Planck Institute for Intelligent Systems, Heisenbergstrasse 3, 70569 Stuttgart, Germany*

(Dated: November 2, 2017)

Microscopic particles suspended in liquids are the prime example of an overdamped system because viscous forces dominate over inertial effects. Apart from their use as model systems, they receive considerable attention as sensitive probes from which forces on molecular scales can be inferred. The interpretation of such experiments rests on the assumption, that, even if the particles are driven, the liquid remains in equilibrium, and all modes are overdamped. Here, we experimentally demonstrate that this is no longer valid when a particle is forced through a viscoelastic fluid. Even at small driving velocities where Stokes law remains valid, we observe particle oscillations with periods up to several tens of seconds. We attribute these to non-equilibrium fluctuations of the fluid, which are excited by the particle's motion. The observed oscillatory dynamics is in quantitative agreement with an overdamped Langevin equation with negative friction-memory term and which is equivalent to the motion of a stochastically driven underdamped oscillator. This fundamentally new oscillatory mode will largely expand the variety of model systems but has also considerable implications on how molecular forces are determined by colloidal probe particles under natural viscoelastic conditions.

Brownian motion is a paradigmatic example of a Markovian process where each incremental step along the particle's trajectory is fully determined by its previous position [1, 2]. Such memory-free behaviour is valid for time scales larger than the relaxation times of the fluid and inertial relaxation times of the colloid (typically below nanoseconds) where the collisions with the solvent's molecules can be regarded as an entirely random process [2]. Since the velocity distribution of the molecules, i.e. that of the thermal bath, is not influenced by the colloidal's motion, it can be considered as a true, inert thermostat, providing purely white noise. Many experiments confirmed, that this assumption remains valid even when the colloid is subjected to external driving forces (see e.g. Ref. [3] and references therein). Accordingly, the postulation of a weak coupling of colloidal particles to the thermal bath, as e.g. considered within the framework of stochastic thermodynamics [4, 5] provides a faithful description of the non-equilibrium properties of such systems.

The assumption of a rapidly relaxing thermal bath is not applicable to viscoelastic fluids like semi-dilute polymer solutions, micellar systems or dense colloidal suspensions. Such systems are characterised by stress relaxation times τ_s comparable or even larger than that of the colloidal motion [2, 6]. Accordingly, when colloidal particles are driven through such a fluid (e.g. by means of an optical trap), it can not be regarded to remain in equilibrium. In particular for large driving velocities (high shear rates) several experiments reported the occurrence of unsteady particle motion [7, 8] and strong deviations from

the behaviour in simple viscous liquids [9–19]. These findings originate from the non-linear rheological properties in viscoelastic fluids (e.g. shear thinning) which is generally observed in micro- and macro-rheological experiments [11, 12, 17, 20].

In contrast, the experiments presented here, are performed at low driving velocities where the viscosity is constant and within the linear response regime. When we analyse the motion of the particle inside the harmonic optical trap, which moves with constant velocity through a worm-like micellar solution, we observe a new harmonic oscillator state with non-trivial fluctuations. Despite all motion being overdamped, it shows oscillating (underdamped) modes, which are strictly ruled out in equilibrium systems. These oscillations are accompanied by large fluctuation amplitudes, so that the particle's mean squared displacement is drastically different from the equilibrium one. Because similar effects are observed in different viscoelastic fluids (see Methods), such oscillations appear to be a generic feature of particles in non-equilibrium baths.

Our experiments were performed in an equimolar solution of surfactant, cetylpyridinium chloride monohydrate (CPyCl), and sodium salicylate (NaSal) in deionised water at a concentration of 7 mM and at temperature $T = 298 \pm 0.2$ K. Under such conditions, such mixtures form an entangled viscoelastic network of worm-like micelles [21] with a structural relaxation time $\tau_s = 2.5 \pm 0.2$ s [19]. A small amount of silica particles with diameter $2R = 2.73 \mu\text{m}$ is added to this fluid and a single particle is optically trapped by a focused laser beam which creates a parabolic potential $\frac{1}{2}\kappa\xi^2$ (with ξ a spatial coordinate relative to the potential minimum) whose stiffness κ is fixed by the laser intensity (Figs. 1a) and b)). The trap posi-

* clemens.bechinger@uni-konstanz.de

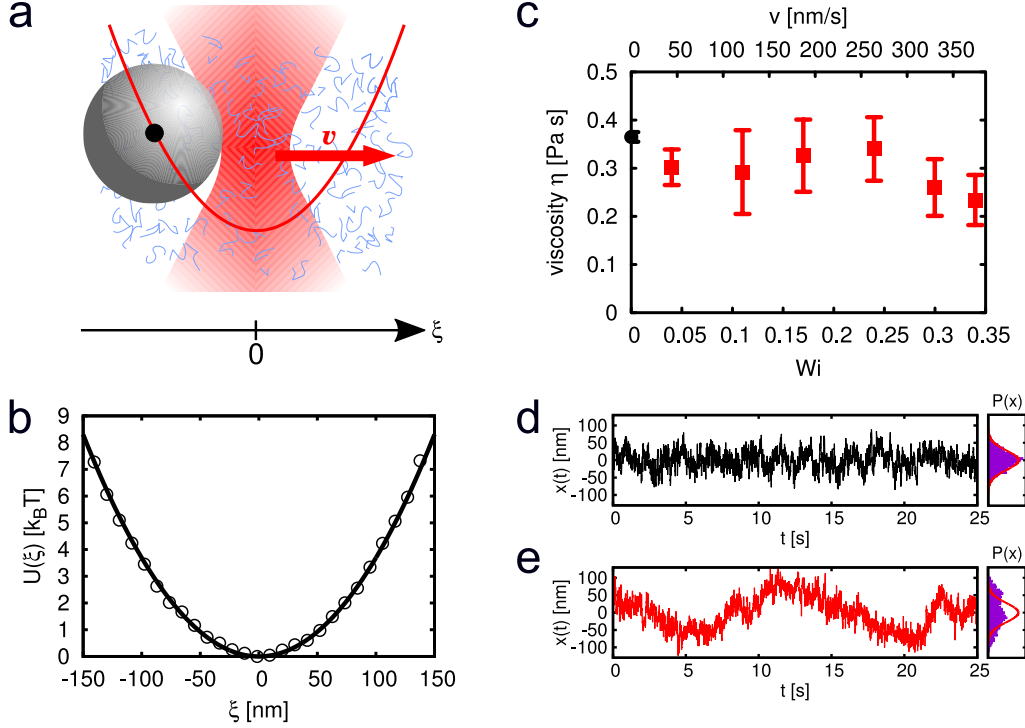


FIG. 1. **Colloidal particle in a harmonic trap driven through a viscoelastic fluid.** a) Micron-sized particle in a micellar solution and subjected to a harmonic potential which moves with constant velocity v . b) Measured trap potential (symbols) and a parabolic fit (solid line), from which the trap stiffness κ is extracted. c) Viscosity η obtained from the drag force acting on the particle as a function of the trap velocity and the corresponding Weissenberg-number, respectively. The value at $Wi=0$ is obtained from the mean squared displacement of the particle in the absence of the trap. η is independent of the particle velocity, indicating the linear response regime. In contrast to Newtonian liquids, we observe strong differences in the fluctuations and their probability distributions $P(x)$, i.e. for $Wi=0$ (d) and for finite Wi (e). Red lines give the Boltzmann distribution in equilibrium.

tion, which is adjusted by a computer-controlled mirror, performs a one-dimensional motion with constant velocity v . The particle motion $\xi(t)$ relative to the trap centre is measured with a rate of 145 fps (for further details see Methods). From the mean position $\langle \xi \rangle$ and by applying Stokes' law, we obtain the fluid's (micro-)viscosity $\eta \equiv \kappa |\langle \xi \rangle| / 6\pi v R$. Fig. 1c) demonstrates that - similar to a Newtonian liquid - η is independent of v for the parameters used in this study and that our experiments are performed within the linear response regime. In that range the dimensionless Weissenberg number $Wi = v\tau_s/2R$, is well below one. $v/2R$ estimates the shear rate near the driven particle, and for the given values between 0.02 to 0.1 s^{-1} , bulk rheological measurements [8] indeed find the zero-shear viscosity.

Figures 1d) and e) compare the particle motion in equilibrium ($Wi = 0$) and for non-equilibrium conditions ($Wi = 0.34$). In the following, particle fluctuations around its mean position are quantified by $x(t) = \xi(t) - \langle \xi(t) \rangle$. As expected, in equilibrium the particle performs random fluctuations within the trap and the distribution of $x(t)$ is in excellent agreement with Boltzmann statistics. In contrast, considerable deviations from the equilibrium probability distribution are observed at finite

(but very small) Wi . Such unexpected behaviour is supported by the corresponding mean squared displacements (MSD), $\langle (x(t) - x(0))^2 \rangle$, which are shown in Fig. 2 for four different Wi numbers. In equilibrium, the MSD grows monotonically and saturates at $2k_B T/\kappa$, in accordance with the equipartition theorem. For finite Wi , however, the MSDs grow considerably above this value. The particle explores a larger configurational space within a moving (compared to a static) trap.

The trajectories in Figs. 1d) and e) reveal another, even more striking difference between equilibrium and non-equilibrium: in contrast to the random particle fluctuations in equilibrium, the data in Fig. 1e) are qualitatively different, and appear to exhibit oscillatory particle motion. To analyse such unexpected behaviour in more detail, we study the conditional probability $P(x, t|x_0, 0)$ to find a particle at position x at time t , given that it was at x_0 at $t = 0$. Accordingly, such mean conditional displacements (MCDs) are given by $\langle x \rangle_{x_0}(t) \equiv \int dx P(x, t|x_0, 0)x$. Experimentally, MCDs with different initial positions x_0 are obtained from (long) trajectories by using any (random) occurrence $x(t) = x_0$ as an initial point. We have verified, that such curves scale linearly in x_0 (Methods).

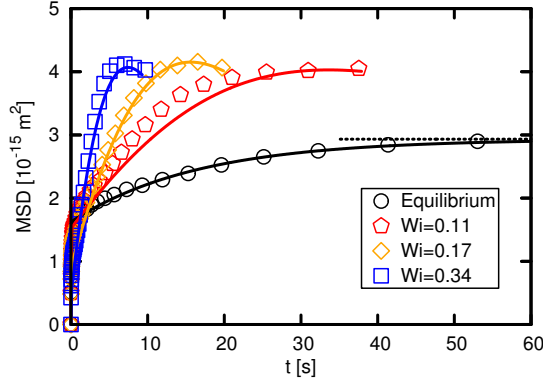


FIG. 2. **Mean squared displacements.** MSDs are monotonic in equilibrium and saturate to $2k_B T / \kappa$ (horizontal dashed line), while they grow much quicker and higher for finite driving. Note that the shown Weissenberg numbers are in the linear response regime (see Fig. 1c).

In equilibrium, the MCD decays monotonically on a time scale roughly given by the ratio of the particle's friction and the trap stiffness κ (Fig. 3, $Wi = 0$) [22]. Such monotonic behaviour is expected for any complex fluid, because the Fokker-Planck operator, including colloid and the surrounding micelles, has real negative eigenvalues. Therefore, the MCD is a sum of *positive* exponentially decaying functions [2, 22] (Methods). A qualitatively different behaviour, however, is observed in the non-equilibrium steady state: here the MCDs do not decay monotonically, but show oscillations whose amplitudes increase with Wi (Fig. 3). The oscillation time decreases with increasing Wi and is for $Wi=0.04$ about 100s, so that this curve relaxes much slower than the equilibrium curve (compare the time axes).

To understand the origin of particle oscillations in an overdamped system, we recall that on time scales beyond micro seconds, the particle's motion results from the balance of a frictional force, stochastic “noise”, and the optical force [2]. For the micellar bath, the mean frictional force at time t is a non-linear functional $\mathcal{G}\{\dot{x}(t') + v\}_{t' \leq t}$ of the past trajectory, and so is the noise (see e.g. Ref. [23], and Refs. [24–27] for other approaches). Encouraged by the observation that the experimental MCDs are linear in x_0 (Methods), we proceed by considering a linear equation for x ,

$$\int_{-\infty}^t ds \dot{x}(s) \Gamma^{(v)}(t-s) = -\kappa x(t) + f^{(v)}(t). \quad (1)$$

Formally, $\Gamma^{(v)}$ is the functional derivative of \mathcal{G} around the non-equilibrium steady state,

$$\Gamma^{(v)}(t-s) = \frac{\delta \mathcal{G}\{\dot{x}(t') + v\}_{t' \leq t}}{\delta \dot{x}(s)}, \quad (2)$$

and similarly for the noise $f^{(v)}$, which is then independent of \dot{x} , and $\langle f(t) \rangle = 0$. The non-linearity of \mathcal{G} makes the transformation to the co-moving frame as well as the

linearisation non-trivial, so that $\Gamma^{(v)}$ depends on v (and also on κ). $\Gamma^{(v)}(\tau) = 0$ for $\tau < 0$ (causality).

From Eq. (1), the MCDs are readily obtained by taking the mean with initial condition $x(t=0) \equiv x_0$ (note that velocities average to zero for $t < 0$),

$$\langle \hat{x} \rangle_{x_0}(s) = \frac{x_0 \hat{\Gamma}^{(v)}(s)}{s \hat{\Gamma}^{(v)}(s) + \kappa}, \quad (3)$$

with Laplace transforms $\hat{h}(s) = \int_0^\infty dt e^{-st} h(t)$. Notably, Eq. (3) is *independent* of noise $f^{(v)}$ and the MCDs are uniquely related to the memory kernel $\Gamma^{(v)}$.

The equilibrium curve in Fig. 3 can already be understood qualitatively from a simple Maxwell [28] or Jeffreys model [29, 30], which considers a memory time τ ,

$$\Gamma^{(0)}(t) = 2\gamma_\infty \delta(t) + \frac{\gamma_0 - \gamma_\infty}{\tau} e^{-\frac{t}{\tau}}. \quad (4)$$

Here, γ_∞ and γ_0 are friction coefficients at infinite and zero frequencies, respectively. We adjust the friction coefficients and relaxation time of this model in such manner to obtain best agreement with the experimental data. The result is shown as lines in Fig. 3, for parameters we refer to the Methods section. As expected, the MCD decays monotonically to zero in accordance with the experimental curve.

Aiming at a simple model for the non-equilibrium oscillations, we amend Eq. (4) by another generic exponential term to account for finite driving,

$$\Gamma^{(v)}(t) = 2\gamma_\infty \delta(t) + \frac{\gamma_0 - \gamma_\infty - \gamma_1}{\tau} e^{-\frac{t}{\tau}} + \frac{\gamma_1}{\tau_1} e^{-\frac{t}{\tau_1}}, \quad (5)$$

and we use $\tau_1 > \tau$ throughout. The parameters in Eq. (5) may depend on Weissenberg number. Importantly, the new coefficient γ_1 is *negative*, so that $\Gamma^{(v)}(t)$ is negative for long times in contrast to the equilibrium kernel (Methods). It should be mentioned, that negative memory tails are not unusual but have been also observed in other viscoelastic systems, where they can lead to the phenomenon of stress overshoots [20]. Again, we emphasise that, in equilibrium, Γ is related to the force autocorrelation function (Supplement), which is strictly positive on overdamped time scales.

When fitting the form of Eq. (5) for best agreement with experiments, there is one value which we preset: γ_0 may be identified with the viscosity shown in Fig. 1c), so that it is not varied in the fitting. (As detailed in the Methods section, for the larger driving, above $Wi = 0.11$, we used one exponential term additional to Eq. (5) to obtain quantitative agreement).

The MCDs so obtained are shown in Fig. 3 as solid lines, which reproduce well the experimental observations: After an initial decay, the curves oscillate as a function of time. Notable, the final relaxation can be on time scales that are much larger than both τ and τ_1 , so that the long relaxation times observed experimentally (e.g. for $Wi=0.04$) are also found from Eq. (5).

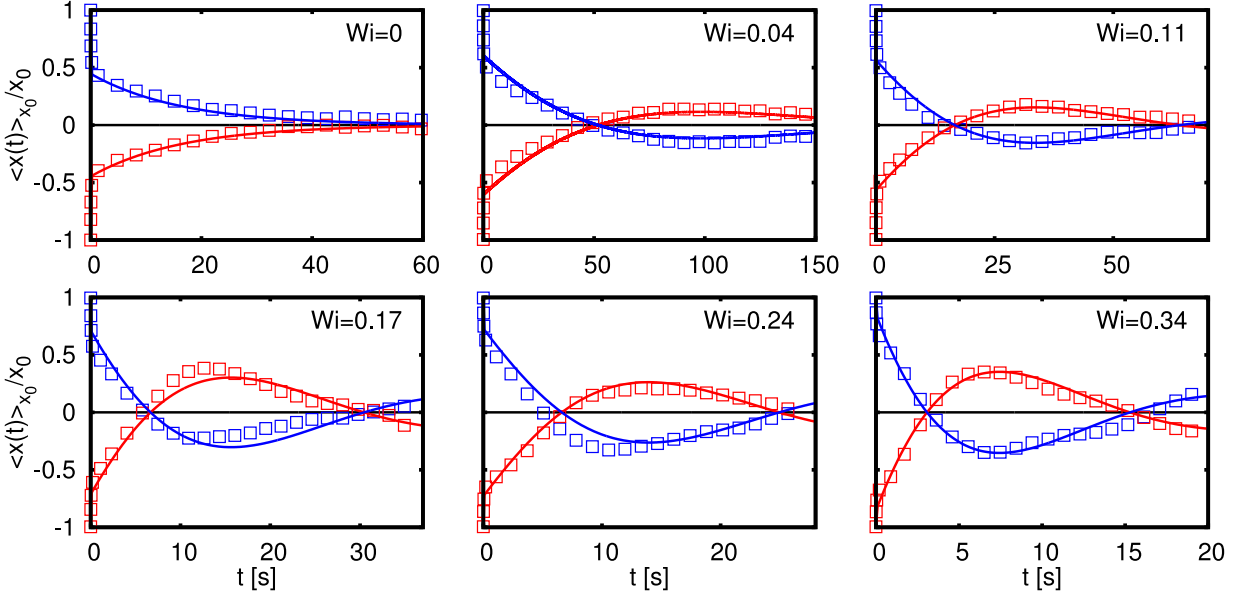


FIG. 3. **Oscillating modes.** a) In equilibrium, the MCD relaxes exponentially, as expected for any complex fluid. For finite driving, MCDs show pronounced oscillations, which, especially for small Wi , drastically increase the system's correlation time (e.g. more than 150 seconds for $Wi=0.04$). This behaviour is captured in a simple theoretical model (lines).

Note that the MCDs from Eq. (5) show two distinct types of solution: Depending on the parameter values, there are either purely exponential solutions, $\sim e^{-|\nu|t}$ or damped oscillating modes, $\sim e^{-(|\nu|+i|\Omega|)t}$, the latter characterised by a finite Ω value. Fig. 4 shows the phase diagram as a function of κ and γ_1 . Notably, oscillations appear only for a finite range of κ (with all other parameters fixed): Exceeding this range yields a purely exponential decay. In other words, for a given viscoelastic fluid with a well-defined relaxation time, oscillations occur only within a narrow range of stiffness of the optical trap, where conditions are resonant. This might explain why such oscillations have not been observed in previous experiments where a colloidal particle was dragged with an optical tweezer through a viscoelastic colloidal suspension [12]. In order to maximise the oscillatory behaviour in our experiments, the value of κ was chosen to be in the centre of the oscillating phase. Indeed, a variation of the trap stiffness to smaller and larger values yields a much less pronounced oscillatory behaviour (Methods).

The phase boundary shown in Fig. 4 can be analytically determined to

$$\kappa_c = \frac{\gamma_0 - 2\gamma_1}{\tau_1 - \tau} \pm \frac{2\sqrt{\gamma_1(\gamma_1 - \gamma_0)}}{\tau_1 - \tau}, \quad (6)$$

showing a critical point at $|\gamma_1| = 0$, from which κ_c grows as a square root in $|\gamma_1|$.

From Eq. (1), we also obtain the corresponding MSDs

$$\langle (x(t) - x(0))^2 \rangle = \frac{1}{\pi} \int_{-\infty}^{\infty} d\omega (1 - e^{-i\omega t}) \frac{\langle |\tilde{f}^{(v)}(\omega)|^2 \rangle}{|\omega \tilde{\Gamma}^{(v)}(\omega) + i\kappa|^2}, \quad (7)$$

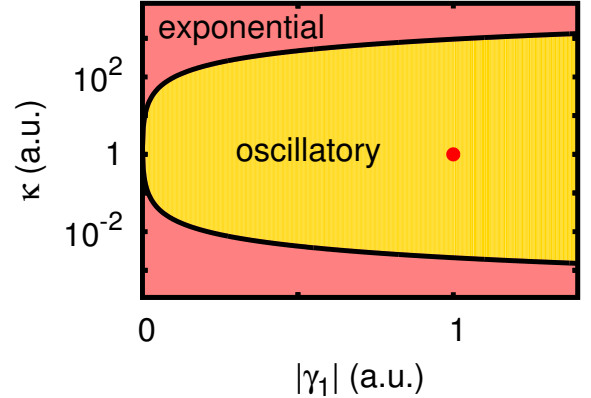


FIG. 4. **Dynamical phase diagram.** The model of Eq. (5) yields distinct solutions, either decaying exponentially or showing oscillations, here shown as a function of κ and γ_1 . A red dot gives the experimental parameters, i.e., those used in Fig. 3 for $Wi=0.04$.

with Fourier transforms $\tilde{h}(\omega) = \int_{-\infty}^{\infty} dt e^{-i\omega t} h(t)$. In contrast to the mean conditional curves, the MSDs involve the noise correlation, which in equilibrium is determined by the fluctuation-dissipation theorem (FDT) [31]

$$\langle |\tilde{f}^{(0)}(\omega)|^2 \rangle = 2k_B T \Re[\tilde{\Gamma}^{(0)}(\omega)]. \quad (8)$$

We evaluated the MSDs from Eq. (7), using for each Wi the same parameters as in Fig. 3. This leads to the solid lines in Fig. 2, with remarkable agreement. This agreement is even more notable, as we have assumed Eq. (8) to be valid also for finite Wi , so that no more free param-

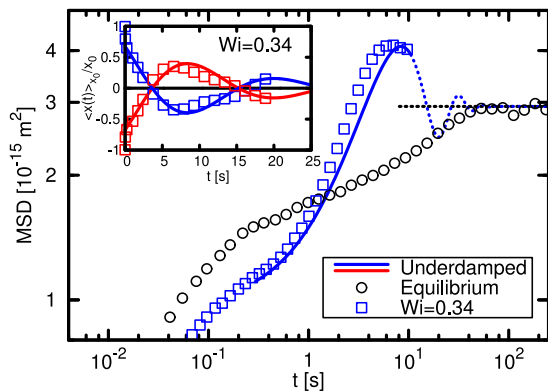


FIG. 5. **Effective mass.** Comparison of experimental results and the solution for a massive colloid for $Wi=0.34$. Main graph shows the MSD (compare Fig. 2, note the log scale), while the inset shows the corresponding MCD (compare Fig. 3) for the same Wi .

eter appears compared to Fig. 3¹. Eq. (8) appears well obeyed, so that any notion of effective temperatures is not crucial for understanding the observed results, again in contrast to Ref. [12].

Oscillatory behaviour in physical systems is typically a signature of inertial effects. Indeed, a partial integration in Eq. (1) yields formally an inertial term (see Methods), with an effective mass 10^{10} times the actual mass of the particle. More importantly, this mass is *negative* in equilibrium, while it is *positive* for the parameters used in Fig. 3, e.g. for $Wi=0.04$. The observed oscillations may thus formally be attributed to a (positive) particle's mass.

We test this analogy quantitatively, demonstrating that oscillations in an overdamped viscoelastic fluid can be formally described by an *underdamped* oscillator in an equilibrium bath. This is shown in the inset of Fig. 5 where we plot the experimental MCD for $Wi=0.34$, together with the solution of an underdamped oscillator (Methods). Apart from the short-time behaviour (which is fundamentally different for the massive particle²), in particular the oscillatory behaviour is very well reproduced. The main graph shows the corresponding MSD, which is also in excellent agreement with our experiments. As a result of its inertia, indeed the particle explores a larger phase space at intermediate times. For very large times, the MSD of the massive equilibrium particle approaches $2k_B T/\kappa$. Thus, the behaviour of a very complex non-equilibrium system appears to be well described by a single – easily experimentally accessible

– number, the effective mass. This resembles very much the concept of an effective mass as used for description of conduction electrons [32].

How one can rationalise the presence of particle oscillations within the regime of small Weissenberg number? In contrast to macroscopic rheometers, where a constant rate of shear or stress is imposed externally, the situation is different when strain or stress is imposed by a colloidal particle driven by a moving trap. Due to the strong coupling between the colloid and the fluid, the particle's motion is strongly affected by local stress and strain fluctuations. As a result, both, the rates of strain and stress become time-dependent which results in an unsteady (oscillatory) particle motion. Such an interpretation is consistent with Fig. 4, where we have shown that oscillations only occur for a certain range of trap stiffnesses. When the trap is too stiff, this corresponds to constant strain rate conditions. When the trap becomes too soft, the particle dynamics is essentially diffusive. In both cases, oscillating modes are excluded.

Our results suggest that underdamped oscillating modes with long correlation times are generally expected for trapped colloidal particles which are subjected to a non-equilibrium environment with a negative response at long times. Apart from viscoelastic solutions, such conditions should apply to other non-equilibrium baths, e.g. suspensions of active living and synthetic particles, which currently receive considerable attention. In addition, the presence of an underdamped particle dynamics will be of relevance for the use of micron-sized colloids as mechanical probes when investigating the dynamics of e.g. molecular motors or protein complexes within their viscoelastic intracellular environment. The demonstrated continuous variation between underdamped and overdamped modes thereby allows for a large range of tunability.

ACKNOWLEDGMENTS

We thank Celia Lozano for stimulating scientific discussions and M. Reppert for discussions during the early stages of this work. C. B. acknowledges financial support from Deutsche Forschungsgemeinschaft (DFG) through the priority programme SPP 1726 on microswimmers and by the ERC Advanced Grant ASCIR (Grant No. 693683). J. R. G.-S. was supported by DFG Grant No. GO 2797/1-1. M. K. and B. M. were supported by DFG Grant No. KR 3844/3-1, and M. K. through DFG Grant No. KR 3844/2-1.

AUTHOR CONTRIBUTIONS

J. B. performed the experiments and B. M. the numerical and theoretical calculations. The data analysis and the manuscript preparation was performed by all authors.

¹The value of κ was found to be slightly different for the different Wi , see Methods section, which we attribute to a small anharmonicity of the potential shown in Fig. 1.

²We shifted the theoretical curves in Fig. 5 by an offset time $t_0 = 3.2$ s into negative t -direction to map the short-time behaviour correspondingly.

-
- [1] P. Langevin. Sur la théorie du mouvement brownien. *C. R. Acad. Sci. Paris*, 146:530, 1908. (English translation: P. Langevin (1997). On the theory of Brownian motion, *Am. J. Phys.*, 65:1079.
 - [2] J. K. G. Dhont. *An Introduction to Dynamics of Colloids*. Elsevier science, 1996.
 - [3] S. Ciliberto. Experiments in stochastic thermodynamics: Short history and perspectives. *Phys. Rev. X*, 7:021051, Jun 2017.
 - [4] K. Sekimoto. Langevin equation and thermodynamics. *Prog. Theor. Phys. Supp.*, 130:17–27, 1998.
 - [5] U. Seifert. Stochastic thermodynamics, fluctuation theorems and molecular machines. *Rep. Prog. Phys.*, 75(12):126001, 2012.
 - [6] R. G. Larson. *The Structure and Rheology of Complex Fluids*. Oxford University Press, New York, 1999.
 - [7] A. Jayaraman and A. Belmonte. Oscillations of a solid sphere falling through a wormlike micellar fluid. *Phys. Rev. E*, 67:065301, Jun 2003.
 - [8] N. Z. Handzy and A. Belmonte. Oscillatory rise of bubbles in wormlike micellar fluids with different microstructures. *Phys. Rev. Lett.*, 92:124501, Mar 2004.
 - [9] T. M. Squires and J. F. Brady. A simple paradigm for active and nonlinear microrheology. *Phys. Fluids*, 17(7):073101, 2005.
 - [10] C. Gutsche, F. Kremer, M. Krüger, M. Rauscher, R. Weeber, and J. Harting. Colloids dragged through a polymer solution: Experiment, theory, and simulation. *J. Chem. Phys.*, 129(8):084902, 2008.
 - [11] I. Gazuz, A. M. Puertas, Th. Voigtmann, and M. Fuchs. Active and nonlinear microrheology in dense colloidal suspensions. *Phys. Rev. Lett.*, 102:248302, Jun 2009.
 - [12] L. G. Wilson, A. W. Harrison, W. C. K. Poon, and A. M. Puertas. Microrheology and the fluctuation theorem in dense colloids. *EPL*, 93(5):58007, 2011.
 - [13] C. J. Harrer, D. Winter, J. Horbach, M. Fuchs, and T. Voigtmann. Force-induced diffusion in microrheology. *J. Phys. Condens. Matter*, 24(46):464105, 2012.
 - [14] S. Leitmann and T. Franosch. Nonlinear response in the driven lattice lorentz gas. *Phys. Rev. Lett.*, 111:190603, Nov 2013.
 - [15] O. Bénichou, A. Bodrova, D. Chakraborty, P. Ilie, A. Law, C. Mejía-Monasterio, G. Oshanin, and R. Voituriez. Geometry-induced superdiffusion in driven crowded systems. *Phys. Rev. Lett.*, 111:260601, Dec 2013.
 - [16] D. Winter, J. Horbach, P. Virnau, and K. Binder. Active nonlinear microrheology in a glass-forming yukawa fluid. *Phys. Rev. Lett.*, 108:028303, Jan 2012.
 - [17] J. R. Gomez-Solano and C. Bechinger. Probing linear and nonlinear microrheology of viscoelastic fluids. *EPL*, 108(5):54008, 2014.
 - [18] A. M. Puertas and T. Voigtmann. Microrheology of colloidal systems. *J. Phys. Condens. Matter*, 26(24):243101, 2014.
 - [19] J. R. Gomez-Solano and C. Bechinger. Transient dynamics of a colloidal particle driven through a viscoelastic fluid. *New J. Phys.*, 17(10):103032, 2015.
 - [20] M. Fuchs and M. E. Cates. Schematic models for dynamic yielding of sheared colloidal glasses. *Farad. Discuss.*, 123:267–286, 2003.
 - [21] M. E. Cates and S. J. Candau. Statics and dynamics of worm-like surfactant micelles. *J. Phys. Condens. Matter*, 2(33):6869, 1990.
 - [22] H. Risken. *The Fokker-Planck Equation*. Springer, 1989.
 - [23] M. Krüger and C. Maes. The modified Langevin description for probes in a nonlinear medium. *J. Phys. Condens. Matter*, 29(6):064004, 2017.
 - [24] R. Zwanzig. Nonlinear generalized langevin equations. *J. Stat. Phys.*, 9(3):215–220, Nov 1973.
 - [25] Y. L. Klimontovich. Nonlinear brownian motion. *Phys. Usp.*, 37(8):737, 1994.
 - [26] W. Ebeling. Nonlinear brownian motion – mean square displacement. *Condens. Matter Phys.*, 7, 2004.
 - [27] V. Lisý, J. Tóthová, and L. Glod. Diffusion in a medium with nonlinear friction. *Int. J. Thermophys.*, 35(11):2001–2010, Nov 2014.
 - [28] J. C. Maxwell. On the dynamical theory of gases. *Phil. Trans. R. Soc.*, 157:49–88, 1867.
 - [29] H. Jeffreys. A modification of lomnitz’s law of creep in rocks. *Geophys. J. Int.*, 1(1):92–95, 1958.
 - [30] Y. L. Raikher, V. V. Rusakov, and R. Perzynski. Brownian motion in a viscoelastic medium modelled by a jeffreys fluid. *Soft Matter*, 9:10857–10865, 2013.
 - [31] R. Kubo. The fluctuation-dissipation theorem. *Rep. Prog. Phys.*, 29:255, 1966.
 - [32] P. Phillips. *Advanced Solid State Physics*. Cambridge University Press, 2012.
 - [33] M. W. Lynn. Rheology and structure of worm-like micelles. *Curr. Opin. Colloid Interface Sci.*, 6(5):451 – 456, 2001.
 - [34] J. C. Crocker and D. G. Grier. Methods of digital video microscopy for colloidal studies. *J. Colloid Interface Sci.*, 179(1):298 – 310, 1996.

I. METHODS

A. Preparation of the viscoelastic fluid and the sample

Our experiments were performed in an equimolar solution of surfactant, cetylpyridinium chloride monohydrate (CPyCl, Sigma-Aldrich, crystalline, 99.0-102.0%), and salt, sodium salicylate (NaSal, Sigma-Aldrich, Reagent-plus TM, $\geq 99.5\%$) in deionised water at a concentration of 7 mM. After overnight mixing at 318 K, worm-like micelles form and deform dynamically in the solvent [21] with structural relaxation time $\tau_s = 2.5 \pm 0.2$ s, as determined from microrheological measurements at $T = 298$ K [9, 19]. The length of such worm-like micelles is between 100-1000 nm while the radii are a few nm [33]. Silica micro-spheres of diameter $2R = 2.73 \mu\text{m}$ were highly diluted in this viscoelastic solution. The solution was then inserted into a custom-made chamber with a height of $90 \mu\text{m}$. During the measurements, the sample sample cell is thermally coupled to a thermostat at $T = 298 \pm 0.2$ K.

B. Particle trapping and tracking

Optical trapping of a colloidal particle was achieved by a Gaussian laser beam ($\lambda = 1070$ nm), which is tightly focused by a microscope objective ($100\times$, $\text{NA} = 1.4$) onto the sample. To avoid hydrodynamic interactions with the walls, the focal plane was adjusted into the middle plane of the sample cell, thus the trap position was more than $40 \mu\text{m}$ apart from any wall. As confirmed by the particle's displacement distribution, the optical trap corresponds to a harmonic potential $\frac{1}{2}\kappa\xi^2$, where κ is the trap stiffness and ξ is the particle position relative to the potential minimum. With a galvanostatically driven mirror, the laser beam, and thus the trap position, is moved along ξ -direction forward and backward over a distance of about $20 \mu\text{m}$ at constant velocity v . The values of v were chosen in a range where the viscosity remains constant, i.e. far away from shear thinning effects. The centre of mass of the particle has been tracked by means of video microscopy at $145 \text{ frames s}^{-1}$ and a spatial accuracy of 4 nm [34].

C. Algorithm of MCD computation from experimental data

The mean conditional displacement of a (colloidal) particle is formally defined by $\langle x \rangle_{x_0}(t) \equiv \int dx P(x, t|x_0, 0)x$. $P(x, t|x_0, 0)$ is the conditional probability to find the particle at position x at time t , given that it was at x_0 at time $t = 0$. In the case of discrete experimental data, the MCD at time instant t_n is given by the following

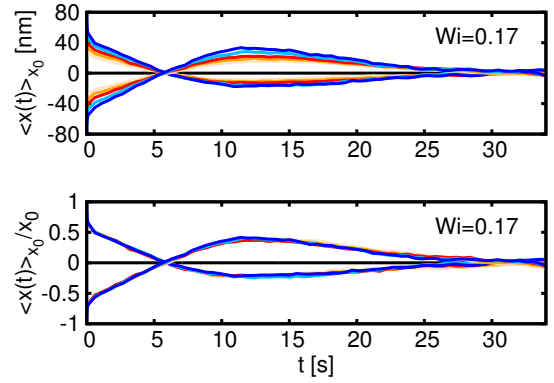


FIG. 6. **Linearity of experimental MCDs.** The MCDs are computed for various initial conditions x_0 (upper panel, $\text{Wi}=0.17$). After normalisation on x_0 the curves collapse to a single line (lower panel).

weighted sum

$$\langle x \rangle_{x_0}(t_n) = \frac{1}{n(x_0)} \sum_i n(x_i, x_0, t_n) x_i \quad (9)$$

Note that the conditional probability $P(x, t|x_0, 0)$ turned into the corresponding statistical frequency $n(x_i, x_0, t_n)$, i.e. the number of (random) occurrences x_i at time step t_n if the initial position x_0 was fixed at $t_0 = 0$. It is normalised by $n(x_0)$, which gives the number of (random) occurrences of equal initial displacements $x(t_n) = x_0$ in a given experimental trajectory. The weighted sum in Eq. (9) runs over all possible outcomes x_i of the experiment.

It is verified that the MCDs are linear in x_0 (cf. Fig. 6, where we assembled the curves in intervals of $\Delta x_0 = 10 \text{ nm}$) and therefore we can average over the normalised curves with positive and negative initial condition x_0 to improve the overall statistics (see Fig. 3).

D. Oscillations in polymer solutions

The onset of oscillations in the non-equilibrium MCDs is also observed in the case of a semi-dilute polymer solution (polyacrylamide, $M_w = 18 \times 10^{-6} \text{ t}$ at 0.03% wt. in water). In Fig. 7, we show the MCDs for the equilibrium case and $\text{Wi}=0.34$. The occurrence of oscillations also in such a polymer solution (with a structural relaxation time τ_s similar to the one of the micellar solution) suggests the effect to be generic for viscoelastic systems with large structural relaxation times.

E. Creation of theoretical MCD/MSD curves

In this subsection, we provide detailed information on the creation of the theoretical MSD and MCD curves in Fig. 2 and Fig. 3, respectively. As discussed in the main

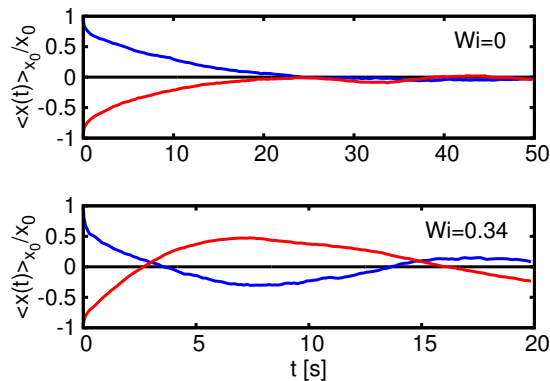


FIG. 7. **Oscillations in polymer solutions.** The MCDs of a particle in a polymer solution are in qualitative agreement with those of the micellar solution, therefore indicating the effect to be generic. Upper panel: equilibrium, lower panel: $Wi=0.34$

Wi	κ	γ_∞	γ_0	τ	γ_1	τ_1	γ_2	τ_2
0	2.8	0.18	20.6	9.1	—	—	—	—
0.04	2.4	0.19	6.8	25.0	-1135.1	27.0	—	—
0.11	2.4	0.19	5.3	28.0	-204.5	17.8	109.3	10.0
0.17	2.6	0.18	6.5	28.0	-67.3	15	17.3	2.0
0.24	2.7	0.21	7.1	14.8	-126.4	11.0	23.0	2.1
0.34	2.7	0.18	6.0	16.0	-84.1	12.0	6.4	0.4

TABLE I. Values of parameters as used in Fig. 2 and Fig. 3, respectively. The trap stiffness κ is given in units of $\mu\text{N/m}$, friction coefficients γ are given in units of $\mu\text{Ns/m}$, and memory relaxation times τ in s.

text, the non-equilibrium oscillations in the MCDs are evoked by adding another generic exponential term to the memory kernel with *negative* amplitude. This approach can be generalised by a sum of exponential functions, i.e.,

$$\Gamma^{(v)}(t) = 2\gamma_\infty\delta(t) + \frac{\gamma_0 - \gamma_\infty - \sum_i \gamma_i}{\tau} e^{-\frac{t}{\tau}} + \sum_i \frac{\gamma_i}{\tau_i} e^{-\frac{t}{\tau_i}}. \quad (10)$$

Note that the time integral of $\Gamma^{(v)}(t)$ equals the zero-frequency coefficient $\gamma_0 \equiv 6\pi\eta R$ for the viscosity η at small Weissenberg numbers as determined by the experimental flow curve in Fig. 1c). With this simple model, we adjusted the parameters in such a way to obtain best agreement with the experimental MCD and MSD curves. The values of parameters are given in Table I. Note that we allow a slight variation in the trap stiffness κ . This variation incorporates the experimental error in κ (e.g. due to a small anharmonicity of the potential, as well as polydispersity between different measurements)

Table I reveals that the zero-frequency coefficient γ_0 experienced by the trapped particle in equilibrium is roughly three times as large as in non-equilibrium. We emphasise that in equilibrium γ_0 strongly depends on the trap stiffness κ , and ultimately, in the limit $\kappa \rightarrow 0$,

tends to a value comparable to those in non-equilibrium for small Weissenberg numbers (see the value at $Wi=0$ in Fig. 1c)) which was obtained from the MSD in the absence of the trap).

Note that for increasing Weissenberg numbers more exponential terms in Eq. (10) are needed to mimic well the experimental curves.

F. Underdamped harmonic oscillator

The model system of a (stochastic) underdamped harmonic oscillator with mass m quantitatively reproduces the experimental results of the overdamped system as shown in Fig. 5 by adjusting the mass of the particle accordingly (supporting the notion of an *effective mass*). Here, we give the parameter values which were used to create Fig. 5. The underdamped equation of motion in the Markovian case reads as

$$m\ddot{x}(t) + \gamma\dot{x}(t) = -\kappa x(t) + f(t). \quad (11)$$

$f(t)$ is delta-correlated Gaussian white noise, i.e., its statistical properties are fully specified by its first two moments $\langle f(t) \rangle = 0$ and $\langle f(t)f(t') \rangle = 2\gamma k_B T \delta(t - t')$. The parameters used for the solid lines in Fig. 5 are $\kappa = 2.8 \mu\text{N/m}$, $m = 35.0 \text{ mg}$ and $\gamma = 5.6 \mu\text{Ns/m}$. Notable, the value of the friction coefficient γ is comparable to the non-equilibrium zero-frequency coefficient γ_0 in Table I.

II. SUPPLEMENTARY MATERIAL

A. Absence of oscillations in equilibrium MCDs

In overdamped dynamics, the Fokker-Planck equation (sometimes also referred to as Smoluchowski equation) is the equation of motion of the probability distribution function (pdf) $P(\Gamma \equiv \{\mathbf{r}_i\})$ of interacting constituents in a system (e.g. colloid and surrounding micelles). It is valid on the Brownian (or diffusive) timescale, where the momentum coordinates of the Brownian particles are relaxed to thermal equilibrium. In this effective description (where the phase space coordinates of the solvent molecules are long relaxed), the time evolution of the pdf is governed by [2]

$$\begin{aligned} \partial_t P(\Gamma, t) &= \Omega P(\Gamma, t) \\ \Omega &= \sum_{ij} \partial_i \cdot \mathbf{D}_{ij}(\{\mathbf{r}_j\}) \cdot [\partial_j - \beta \mathbf{F}_j]. \end{aligned} \quad (12)$$

Ω is the so-called Fokker-Planck operator containing the 3×3 -dimensional microscopic diffusion matrices \mathbf{D}_{ij} , and the total force \mathbf{F}_j acting on particle j ($j = 1 \dots N$) at position \mathbf{r}_j . It can be shown that the Hermitian conjugate of the Fokker-Planck operator $\Omega^\dagger = \sum_{ij} (\partial_i + \beta \mathbf{F}_i) \cdot \mathbf{D}_{ij} \cdot \partial_j$ is Hermitian with respect to the weighted inner product (weighted with the equilibrium pdf P_{eq}) [2]

$$\langle g^* \Omega^\dagger h \rangle_{\text{eq}} = \langle h \Omega^\dagger g^* \rangle_{\text{eq}} = - \left\langle \sum_{i,j} \frac{\partial g^*}{\partial \mathbf{r}_i} \cdot \mathbf{D}_{ij} \cdot \frac{\partial h}{\partial \mathbf{r}_j} \right\rangle_{\text{eq}}. \quad (13)$$

Consequently, the eigenvalues λ_n of Ω^\dagger are real and the eigenfunctions $\Omega^\dagger \phi_n = \lambda_n \phi_n$ form a orthogonal basis, i.e., for normalised functions fulfil $\langle \phi_n^* \phi_m \rangle_{\text{eq}} = \delta_{nm}$. Moreover, as by definition \mathbf{D}_{ij} is a positive semi-definite matrix [22], we find Ω^\dagger to be negative semi-definite

$$\langle g^* \Omega^\dagger g \rangle_{\text{eq}} \leq 0, \quad (14)$$

i.e. $\lambda_n \leq 0$ for any n . All modes are thus strictly overdamped, and any equilibrium correlation function $\langle g(t)g(0) \rangle_{\text{eq}}$ can be written as a sum of *positive* exponentially decaying functions

$$\langle g(t)g(0) \rangle_{\text{eq}} = \left\langle g^* e^{\Omega^\dagger t} g \right\rangle_{\text{eq}} = \sum_n |c_n|^2 e^{\lambda_n t}. \quad (15)$$

Specifically, using a linear Langevin equation (cf. Eq. (1)), the MCDs can be directly related to the correlation function of x via

$$\langle x(t) \rangle_{x_0}^{\text{eq}} = \beta \kappa x_0 \langle x(t)x(0) \rangle_{\text{eq}}, \quad (16)$$

where $\beta = (k_B T)^{-1}$ is the inverse temperature. We conclude that the equilibrium MCDs are strictly monotonic and hence show no oscillatory behaviour for a complex suspension. Another fundamental insight concerning the equilibrium memory kernel $\Gamma^{(0)}(t)$ is obtained by applying the fluctuation-dissipation theorem (FDT). The FDT

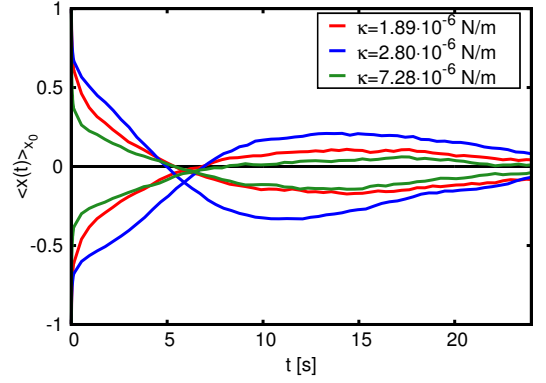


FIG. 8. **Dependence of MCDs on trap stiffness κ .** MCDs plotted for $Wi=0.24$ upon varying trap stiffness κ .

relates the linear response function of a system to a small external perturbation to its thermal equilibrium fluctuations. For the trapped Brownian particle we find

$$\Gamma^{(0)}(|t|) = \langle F(t)F(0) \rangle_{\text{eq}}. \quad (17)$$

Note that both sides of the equation implicitly depend on the trap stiffness κ . Using the same arguments as before, the equilibrium memory kernel is a positive function for all times t .

B. κ -dependence of experimental MCDs

The trap stiffness κ appears to be an important parameter for the occurrence of oscillations in the MCDs. In the experiment, κ can be varied by changing the intensity of the trap laser. In Fig. 8, we show the normalised MCDs for three different values of the trap stiffness. Apparently, there is a resonant value of κ (the one used in the main text) leading to a particularly high oscillation amplitude. For higher and lower κ the amplitude decreases, thereby indicating that the resonant behaviour is only present in a certain regime of trap stiffness κ .

C. Mass identification in the Langevin equation

Oscillations as observed in the MCDs are a feature of inertia. We can corroborate this fundamental principle by reconsidering the generalised Langevin equation in Eq. (1). According to Newton's equation of motion, mass is the proportionality constant in the force/acceleration relation of a massive body. Such a second-order differential equation can be mathematically obtained from Eq. (1) by partial integration. We then find

$$\int_{-\infty}^t ds \mathcal{M}^{(v)}(t-s) \ddot{x}(s) = -\gamma_0 \dot{x}(t) - \kappa x(t) + f^{(v)}(t). \quad (18)$$

γ_0 is the friction coefficient at zero frequency, i.e. $\gamma_0 \equiv \int_0^\infty dt \Gamma^{(v)}(t)$, and $\mathcal{M}^{(v)}(t-s) \equiv -\int_{-\infty}^s dh \Gamma^{(v)}(t-h)$ is identified with the memory kernel of inertia. In this description, the memory of the system is now related to inertial effects while the friction coefficient is time-independent and reduces to the long-time value γ_0 . By mimicking Newton's equation of motion, we may define the mass of the particle as the zero-frequency contribution of $\tilde{\mathcal{M}}(\omega)$ and obtain for the memory kernel in Eq. (10),

$$m \equiv \int_0^\infty dt \mathcal{M}^{(v)}(t) = -(\gamma_0 - \gamma_\infty - \sum_i \gamma_i \tau) - \sum_i \gamma_i \tau_i. \quad (19)$$

In equilibrium, the memory kernel $\Gamma^{(0)}$ in Eq. (10) is a sum of positive exponentially decaying functions and therefore m strictly takes a *negative* value. In non-equilibrium, however, for the simple model of two exponential functions (cf. Eq. (5)), m may be *positive* if the amplitude γ_1 is negative and the relaxation time τ_1 associated with this negative part of the friction kernel is larger than the relaxation time of the positive exponential function. For instance, we find $m = 2.1 \text{ g}$ for the parameters used for $\text{Wi}=0.04$ in Table I.