

Non Intrusive Load Monitoring in Chaotic Switching Networks

P. García,* X. Domínguez and D.Chiza
Facultad de Ingeniería en Ciencias Aplicadas,
Universidad Técnica del Norte, Ibarra, Ecuador.

Abstract

In this work, a non intrusive load disaggregation scheme is proposed. By using a kernel based nonlinear regression strategy, the switching dynamic of an electric network, simulated as a set of RLC circuits with chaotic switching, is approximated using a time series of the total power consumption. The results suggest that the employed methodology can be useful in the design of efficient load disaggregation schemes.

1 Introduction

In order to implement energy efficiency strategies in a power system, detailed information on the consumption behavior of the different loads within the system is firstly required. To perform such load monitoring, there are basically two approaches, intrusive (ILM) and non-intrusive (NILM) methods. The intrusive approach requires individual measurements at every load of interest. Therefore, the need of numerous sets of sensors in ILM systems makes it expensive, complex in installation and more difficult to maintain. Furthermore, the use of smart appliances in ILM systems is common for the load monitoring.

On the other hand, in the NILM approach, intrusion into the individual or group of appliances when monitoring their power consumption, is not needed. Rather, the load identification is based on the analysis of voltage and current waveforms measured at the electrical service entrance, from which the nature, operating conditions and power consumption, of each load, can be inferred [1].

When the NILM is applied, the load signatures can be classified into three categories [2]: steady state signatures, transient signatures and non-traditional signatures. Steady

*Permanent address: Laboratorio de Sistemas Complejos, Departamento de Física Aplicada, Facultad de Ingeniería, Universidad Central de Venezuela, Caracas, Venezuela.

state signatures are the load features extracted when the appliance is on its steady state operation, which include steady state real power, reactive power, rms current, rms voltage, power factor and harmonics, see for instance [3]. Contrary, the transient state of an appliance refers to the time period between the off state and the steady state operation of the device and vice versa, which is the result of a sudden change in the circuit. This state, can be an on transient or an off transient depending on the changes in the load condition. The transient pattern of most electrical appliances is distinct, which makes them suitable for load identification [4]. Non-traditional signatures such as temperature, light sensing and time of day, can also be used to improve the identification. As the NILM method employs only one set of sensors at the utility entry, it involves the use of identification algorithms on the collected signatures before the connected loads can be recognized. Within the set of strategies to perform NILM, there are several methods from the computational intelligence field, such as: Back Propagation Artificial Neural Network (ANN) with Artificial Immune Algorithm [5], Multilayer Feed Forward ANN [6], ANN with genetic programming [7] and classification with Neural Network Classifier and Bayes Classifier [8].

In any of the above mentioned strategies, the activity recognition in appliance monitoring can have different levels of granularity depending on the application [9] such as the recognition of daily living pattern activities, occupancy detection and user appliance correlation. This information is useful as it permits the inference of underlying patterns which are useful when designing a high-performance load monitoring system.

Regardless of the employed methodology, the common goal of NILM systems consists in providing a fine-grained energy decomposition per appliances in order to procure the optimization of the energy consumption while preserving the comfort of the users.

In this work, a non-intrusive load disaggregation scheme, by using a nonlinear modeling strategy based on the kernel-Adaline algorithm, is proposed. To achieve this goal, the aim of this work is twofold. First, a simple model of a power network, simulated as RLC branches that are connected and disconnected through chaotic switching, that is, with a disordered but deterministic dynamic, is proposed. Second, an approach to transform the NILM problem into a non-linear regression problem, whose solution is approximate using the kernel-Adaline algorithm [10], is presented. Although the first objective is straightforward to fulfill, the idea developed in the second, as far as we know, is unpublished. Even though the number of loads used in the simulation is small, the proposed methodology can be scaled to bigger systems.

2 A simple model for electric loads network.

In [11], four appliance models have been suggested by the MIT group in order to develop identification algorithms: on/off, finite state machines, continuously variable and permanent

state devices. In this work, as a first approach, on/off appliances have been considered. Nevertheless, with a few modifications, the exposed tactic could be extended to other type of loads. To simulate an electric network consisting of on/off loads, a simple switched RLC circuit is proposed in Figure 1.

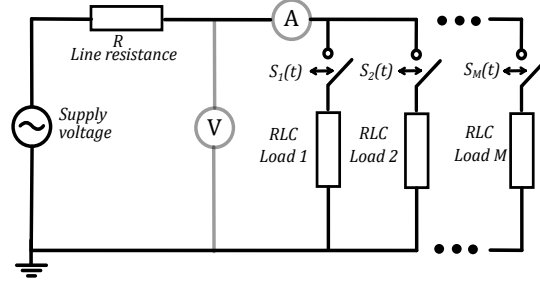


Figure 1: Electric network. Every load is represented by a RLC circuit, whose values of R, L and C can be set in order to simulate a particular appliance.

This network in turn can be represented as a system of coupled differential equations:

$$\begin{aligned}
 R \frac{dq}{dt} + L_1 \frac{d^2 q_1}{dt^2} + R_1 S_1(t) \frac{dq_1}{dt} + \frac{q_1}{C_1} &= \epsilon \cos(\omega t), \\
 R \frac{dq}{dt} + L_2 \frac{d^2 q_2}{dt^2} + R_2 S_2(t) \frac{dq_2}{dt} + \frac{q_2}{C_2} &= \epsilon \cos(\omega t), \\
 &\vdots \\
 R \frac{dq}{dt} + L_M \frac{d^2 q_M}{dt^2} + R_M S_M(t) \frac{dq_M}{dt} + \frac{q_M}{C_M} &= \epsilon \cos(\omega t),
 \end{aligned}$$

where, $q = q_1 + q_2 + q_3 + \dots + q_M$.

The switching $S_j(t)$, with $j = 1, \dots, M$, is performed with a chaotic dynamic, in the sense that the dynamic is deterministic but disordered. Here, the implementation of $S(t)$ begins by converting the continuous states from the chaotic Logistic map $x_{n+1} = 4x_n(1 - x_n)$, into a chaotic binary signal as follows:

$$r_n = \begin{cases} K & x_n \leq 1/2 \\ 1 & x_n > 1/2 \end{cases}$$

The continuous switching functions $S_j(t)$ are finally constructed, defining the state of each switch as $S_j(t) = r_n$, with $n = \lfloor \frac{t}{\tau_j} \rfloor$, i. e. the entire part of $\frac{t}{\tau_j}$ and where τ_j is a set of

parameters that dilates the binary signals S_n and provides flexibility to the model, allowing to vary the frequency of the switching but keeping its disordered character. Here, $K = 10^5$ is a constant large enough to simulate the switch in OFF or an appliance in standby.

In this way the time series x_n with discrete time and continuous states is turned into a function of binary states with chaotic evolution and continuous time.

The resulting system of differential equations is numerically integrated, to later estimate the rms value of the total current, as a function of time. The results are shown in Figure 2.

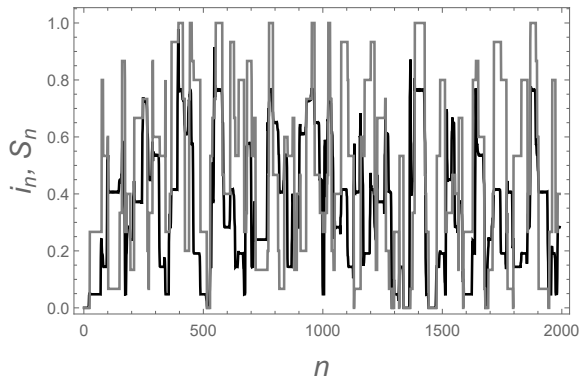


Figure 2: Figure shows the total current and switching dynamics. The black and gray lines represents, the rms value of the total current and the switching states, respectively.

3 NILM as a nonlinear regression problem

In this section we attempt to state the problem of non intrusive load monitoring from the point of view of dynamical systems theory. In this approach, the observation of the systems is frequently performed by monitoring the evolution of some of the state variables, namely $x(t)$, taken at uniformly spaced times. The set of all allowed states $x(t)$ is called state space A .

Thus, if our purpose is to predict the future evolution of some dynamical system, $x_{n+1} = f(x_n)$ with $x \in R^m$, then the analysis using embedding methods is a popular alternative [12, 13]. In these methods, data is organized in *delay* vectors $\mathbf{x}_n = (x_n, x_{n-1}, \dots, x_{n-d+1})$. Taken's theorem [14] shows that under general conditions, if $d = 2m + 1$, there is a diffeomorphism $\Phi : A \rightarrow R^d$ such that the dynamical rule governing the evolution of the reconstructed states \mathbf{x}_n is given by $\mathbf{x}_{n+1} = \Phi \circ f \circ \Phi^{-1}(\mathbf{x}_n)$, this is,

$$x_{n+1} = F(\mathbf{x}_n).$$

An approximation of F can be constructed from the observations x_n and used to forecast the evolution of the system.

In our case, we are dealing with a succession $\{i_j\}$, $j = 1, 2, \dots, N$, of N values of the total current measured at uniform intervals and $\{S_j^k\}$, with $j = 1, 2, \dots, N$ and $k = 1, 2, \dots, M$, the time series of the states of the k -th switch in the time j .

If we re-code the state of the set of switches as a real number:

$$s_j = \frac{i_{max}}{M} \sum_{k=0}^M 2^{k-1} S_j^k, \quad (1)$$

where i_{max} is the maximum value of the total current, the problem of non intrusive load monitoring can be transformed in the determination of an approach for the dynamical rule F , in the form:

$$\tilde{s}_j = F(\omega, \mathbf{i}_j),$$

where the *in advance* vectors \mathbf{i}_j are constructed as $\mathbf{i}_j = (i_j, i_{j+1}, \dots, i_{j+d-1})$, d is a parameter related to the influence of the present state of the switch s_j in the future of i_j and ω is a vector of parameters. This function provides the relation between the state of the switches on the present and future values of the total current. Naturally, an approximation of this function allows to estimate the activity of individual loads given the actual value of the total current.

This strategy differs from the usual one in the theory of dynamical systems, in the construction of the state vectors. In this case, instead of constructing vectors with the current state and their predecessors, the state vectors, which we have called *in advance* vectors, are constructed with the current state and future values of the variable. This is a consequence of the causal relationship between s_n and i_n .

An efficient alternative to approximate F , is the kernel regression method. In this strategy the data is mapped to an high dimensional space by $\varphi(\cdot)$ and F is fitted by a linear combination of the $\varphi(\mathbf{i}_j)$ [15]. Through the use of reproductive kernels of Hilbert spaces, $K(\cdot, \cdot)$, it is possible to perform the mapping and its inverse, implicitly. So that:

$$F(\omega, \mathbf{i}_j) = \sum_{k=1}^N w_k K(\mathbf{i}_j, \mathbf{i}_k) + w_0. \quad (2)$$

In our case, we use the Gaussian kernel

$$K(\mathbf{u}, \mathbf{v}) = e^{-\frac{\|\mathbf{u}-\mathbf{v}\|^2}{2p^2}},$$

to perform the mapping and its inverse, being p the width of a Gaussian function centered in every sample.

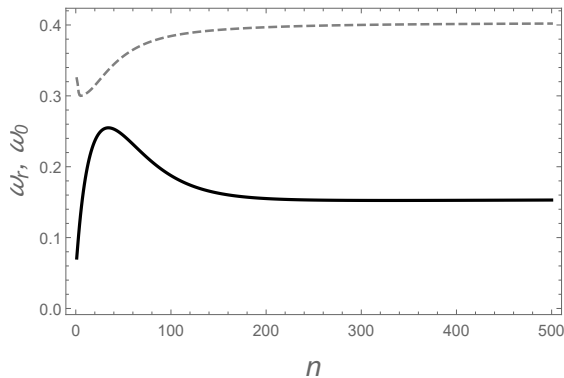


Figure 3: Adaline training. The figure shows the evolution of the parameter ω_0 and ω_i , with i randomly chosen.

The solution, to the linear problem that now appears, i. e. the estimation of the parameters w , can be approximated using the kernel-Adaline algorithm[10]. This algorithm is a generalization of the linear Adaline[16] that allows to approximate non-linear functional relationships, but using strategies for the solution of linear problems. This algorithm minimizes the least mean squared cost function and additionally, it has the advantage of being numerically robust and conceptually simple.

4 Results

In order to expose the performance of the designed strategy, a network of 4 RLC loads with a chaotic switching, is simulated. In this case, we have generated a total of 2.0×10^3 data. The data, is divided into two segments: one of 1,350 points, which will be used to train Adaline and another 650 points intended for the validation of the approach.

The presentation of results begins by showing, in Figure 3, the convergence of the parameters of the kernel-Adaline ω_0 and one ω_i , randomly chosen (ω_r), in the case of the data from the training or modeling segment.

Figure 4, shows the performance of the strategy, i.e., it illustrate the quality of the predictions made with the proposed model, in the case of the data corresponding to the training segment. Here, the continuous line shows the evolution of the switching represented as in (1), and the dashed line shows the modeling using (2), when $d = 8$. It is easy to note that, this dimension is dependent on the sampling rate, the step of integration in this case, and from the subsampling rate. The study of these relations, are beyond the scope of this investigation.

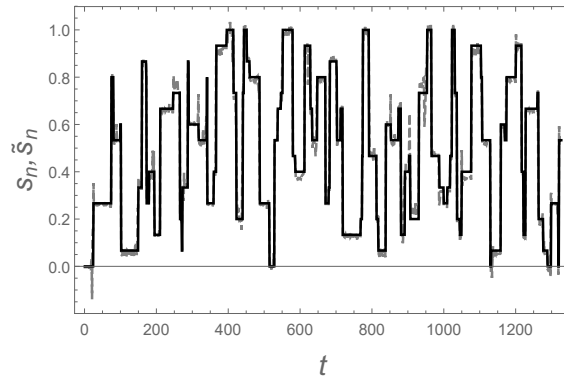


Figure 4: Figure shows the switching dynamics. The continuous and dashed line represents, the switching dynamic and its approximation, respectively, in the case of the training segment.

Within this framework, the mean squared error of the switching state prediction, defined as:

$$E = \frac{1}{N} \sum_{i=1}^N (s_n - \tilde{s}_n)^2,$$

from the total current, is $E = 0.0023$. Figure 5 graphically shows this result, in the case of the data corresponding to the validation segment.

5 Concluding remarks

A NILM scheme, based on nonlinear regression strategy and implemented by mean of the kernel-Adaline algorithm, has been presented. This representation of NILM, as a non-linear regression problem using kernel regression strategies, as far as we know, represents a novelty in the treatment of the problem.

The numerical experiments suggests that although the forecast quality is appropriate, the quality of the disaggregation, using this method, depends on the parameters τ_i . This represents an interesting theoretical and computational problem which guides future research.

Due the characteristics of the proposed representation of the problem, the extension to the case of networks with loads of another type, or with more elements, could be addressed in a simple manner.

Finally, it is worth to mentioning that the NILM problem is highly interesting, not only due to its practical applications in the efficient energy consumption, but also from the point of view of dynamical systems theory. In this field, it represents a complex problem of coupled

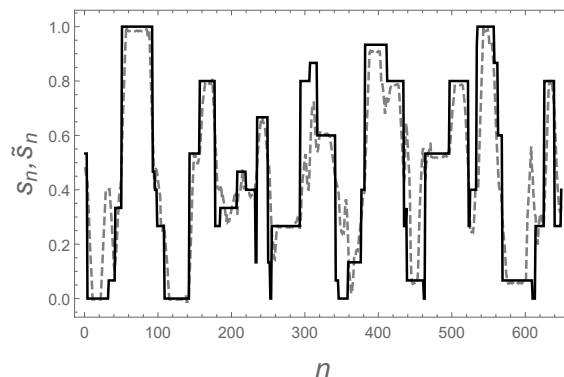


Figure 5: Figure shows the switching dynamics. The continuous and dashed lines represents, the switching dynamic and its approximation, respectively, in the case of the validation segment.

linear systems of differential equations, but not autonomous because to a complex switching functions.

References

- [1] W. Lee, G. Fung, H. Lam, F. Chan and M. Lucente. *Exploration on load signatures*. International conference on electrical Engineering, pp. 690–694, 2004.
- [2] I. Abubakar, S. N. Khalid, M. W. Mustafa, H. Shareef and M. Mustapha, *Application of load monitoring in appliances energy management A review*, Renewable and Sustainable Energy Reviews 67 (2017), pp. 235–245.
- [3] R. Banerjee, *Development of PC based transient current analysis system using micro-controller and Hall effect sensor*, Int. J. Eng. Res. Gen. Sci. 3 (2015), pp. 321–326.
- [4] C. Duarte, P. Delmar, K. W. Goossen, K. Barner and E. Gomez-Luna, *Non-intrusive load monitoring based on switching voltage transients and wavelet transforms*. Future Instrum. Int. Workshop, pp. 1–4, 2012.
- [5] M-S. Tsai, Y-H Lin, *Modern development of an adaptive non-intrusive appliance load monitoring system in electricity energy conservation*, Appl. Energy. 96, (2012), pp. 55–73.
- [6] D. L. Racines and J. E. Candelo, *Non intrusive load identification with power and impedance obtained from smart meters*, Int. J. Eng. Technol. 6 (2014), pp. 1867–1876.

- [7] H-H. Chang, *Load identification of non-intrusive load-monitoring system in smart home*, WSEAS Trans. Syst. 9 (2010), pp. 498–510.
- [8] S. Semwal, G. Shah and R. Prasad, *Identification residential appliance using NIALM*, 2014 IEEE International Conference on Power Electronics, Drives and Energy Systems, pp. 1–6, 2014.
- [9] A. Ridi, C. Gisler and J. Hennebert, *User Interaction Event Detection in the Context of Appliance Monitoring*. First IEEE Workshop on Pervasive Energy Services, pp. 323–328, 2015.
- [10] T-T. Frieß and R. F. Harrison, *A kernel-based Adaline for function approximation*, Intelligent Data Analysis 3 (1999), pp. 307–313.
- [11] G. W. Hart. *Nonintrusive Appliance Load Monitoring*, Proceedings of the IEEE 80, pp. 1870–1891, 1992.
- [12] J. D. Farmer and J. J. Sidorowich, *Predicting chaotic time series*, Phys. Rev. Lett. 59 (1987), pp. 845–848.
- [13] P. García, J. Jiménez, A. Marcano and F. Moleiro, *Local optimal metrics and nonlinear modeling of chaotic time series*, Phys. Rev. Lett. 76 (1996), pp. 1499–1502.
- [14] F. Takens. *Detecting strange attractors in turbulence*, in Dynamical Systems and Turbulence. Lect. Notes Math, Springer, 1980.
- [15] P. García and A. Merlitti. *Haar basis and nonlinear modeling of complex systems*, Eur. Phys. J. Spec. Top, (2007), pp. 143-261.
- [16] B. Widrow and M. Hoff, *Adaptive Switching Circuits* (1960), pp. 96–104.