

# The time interpretation of expected utility theory

O. Peters<sup>1,2</sup>, A. Adamou<sup>1\*</sup>

<sup>1</sup>*London Mathematical Laboratory, 8 Margravine Gardens, W6 8RH London, UK*

<sup>2</sup>*Santa Fe Institute, 1399 Hyde Park Road, Santa Fe, NM 87501, USA*

(Dated: December 6, 2021)

Ergodicity economics is a new branch of economic theory that notes the conceptual difference between time averages and expectation values, which coincide only for ergodic observables. It postulates that individual agents maximise the time average growth rate of wealth, known widely as growth optimality. This contrasts with the dominant behavioural model in economics, expected utility theory, in which agents maximise expectation values of changes in psychologically transformed wealth. Historically, growth optimality was explored for additive and multiplicative gambles. Here we apply it to a general class of wealth dynamics, extending the range of economic situations where it may be used. Moreover, we show a correspondence between growth optimality and expected utility theory, in which the ergodicity transformation in the former is identified as the utility function in the latter. This correspondence offers a theoretical basis for choosing utility functions and predicts that wealth dynamics are strong determinants of risk preferences.

PACS numbers: 02.50.Ey, 05.10.Gg, 05.20.Gg, 05.40.Jc

## I. INTRODUCTION

Expected utility theory (EUT) is a foundational model of decisions under uncertainty, originating in [1]. In it, an individual agent maximises the mathematical expectation of the random change in a nonlinear transformation of wealth. This transformation is known as the utility function. It is viewed as encoding the agent's idiosyncratic aversion to risk which, under the standard assumption of fixed preferences, is stable in time and independent of exogenous factors. In short, agents in EUT care about the average over all possible changes of a transformation of wealth that reflects their hard-wired psychology.

Since utility is a psychological construct, EUT offers no way of reasoning deductively which utility function will best predict a real person's decisions. In the revealed preferences framework, such decisions are observed first and a utility function is fitted to the data. If the person's preferences are stable and well characterised by the fitted utility function, then it is hoped their future decisions will be predictable using EUT. In practice, therefore, the theory is circular: it claims that agents maximise expected utility and defines this as the quantity agents are observed to maximise. It can be used to represent observed decisions but not to predict them *a priori*.

Ergodicity economics (EE) is a recent branch of economics that examines the use of expectation values in economic models. See [13] and references therein. Expectation values are, by the law of large numbers, additive averages over infinitely many realisations of a random variable. Where the random variable models a quantity of interest to an economic agent, like a change in wealth, its expectation value resembles the outcome achieved by each member of a large collective of agents, who agree to

pool and share their individual outcomes. The expectation value has no mechanistic relevance to an individual agent, who is exposed to only one of the possible outcomes. The effect of a sequence of random variables on the agent's wealth may be well characterised by a time average. The ergodicity question asks whether time averages are equivalent to expectation values. In general, and in particular for the increments of growth processes encountered in economics, they are not.

The transformation of wealth to utility in EUT can be viewed as a way of restoring empirical relevance to theoretically irrelevant expectation values, by introducing freedom to enable their fitting to behavioural data. EE develops decision theory in a conceptually different way: by modelling physical (*i.e.* untransformed) economic observables, like wealth; and by specifying averages that are mechanistically relevant to individual agents (rather than to hypothetical collectives).

More specifically, and confining attention to wealth, EE seeks to build realistic models of its temporal evolution. These models take the form of stochastic processes, whose generating equations are known as wealth dynamics. The dynamics depend on the economic circumstances of the agent and are defined exogenously to the agent's preferences. For example, an agent with labour income and no savings would be well modelled as experiencing additive changes in wealth, while for an agent with significant invested capital a multiplicative dynamic would be more realistic.

EE posits that an agent is concerned with the time average growth rate of wealth, *i.e.* that achieved in a single trajectory of the stochastic process over long time. This is the mechanistically relevant maximand for an individual exposed to a sequence of economic choices. In contrast, the growth rate of the expectation value of wealth, *i.e.* the average over all possible trajectories, would be relevant to a collective of agents. For general wealth dynamics, these growth rates are different.

In EE all agents are assumed to have the same prefer-

---

\*Electronic address: o.peters@lml.org.uk, a.adamou@lml.org.uk

ence: to maximise the time average growth rate of wealth. This decision criterion is not new and is often referred to as growth optimality. It has a long history in the setting of multiplicative gambles, made famous as the “Kelly criterion” in the 1950s [6] and dating as far back as the 1870s [16]. The cases of additive and multiplicative wealth dynamics were treated in the EE framework in [14].

What is a growth rate? In simple terms, it is the coefficient of time in a growth function. Different dynamics correspond to different growth functions and, therefore, to different growth rates. For example, wealth that grows linearly in time,  $x = gt$ , has its growth rate extracted by the operation  $dx/dt = g$ ; while for exponential growth,  $x = \exp(gt)$ , the growth rate is extracted by  $d \ln x/dt = g$ . In both cases, a constant is obtained from a time-varying function as the rate of change of transformed wealth, linear and logarithmic in these simple examples. In stochastic growth models, it is no longer possible to find functions of wealth whose rates of change are constant. Instead, the function, known in EE as the ergodicity transformation, is chosen to extract an ergodic growth rate from the stochastic process.

We do two things in this paper. Firstly, we generalise growth optimality beyond the additive and multiplicative wealth dynamics treated in the literature hitherto. Economically speaking, we allow wealth to evolve in a general manner, rather than through income and consumption flows or the compounding of investments. This broadens the range of economic situations that can be modelled in EE.

Secondly, we draw a correspondence between EE and EUT by noting that the time average of the ergodic growth rate for given wealth dynamics is, by virtue of its ergodicity, equal to its expectation value. This allows growth optimal decisions to be formulated as maximising expected utility, by identifying the utility function in EUT as the ergodicity transformation for the wealth dynamics in EE. We show that this correspondence exists for a class of wealth dynamics, specifically those that admit an ergodicity transformation, and we derive the conditions for membership of this class. Going in the opposite direction, we show that all invertible utility functions have corresponding wealth dynamics for which expected utility maximisation is growth optimal.

This correspondence between two conceptually different but well established behavioural models opens tantalising new avenues to researchers in both areas. Since wealth dynamics are defined exogenously, the apparent utility function of an agent is predicted *a priori*. In other words, EE provides a theoretical basis for the choice of utility function in EUT, absent from the latter framework. Conversely, if a utility function is already specified in an EUT model, EE gives it a physical interpretation in terms of wealth dynamics. Furthermore, the exogeneity of wealth dynamics implies that, if dynamics change, so do the agent’s apparent preferences. This contrasts with the standard of assumption of fixed preferences. Recent experiments with controllable wealth dynamics have been

conducted to compare the predictions of EE against those of EUT with fixed preferences [9]. They support the prediction of EE that dynamics are strong determinants of preferences.

## II. EXPECTED UTILITY THEORY

Here we provide a brief recap of EUT. To keep it relevant and manageable, we restrict it to financial decisions. We will not consider the utility of an apple or a poem, but only utility differences between different monetary amounts. We restrict ourselves to situations where any non-financial attendant circumstances of the decision can be disregarded. In other words, we work with a form of *homo economicus*.

For an agent facing a choice between different courses of action, the workflow of EUT is as follows.

1. Imagine everything that could happen under the different actions:  
*Associate with any action  $A, B, C, \dots$  a set of possible future events  $\Omega_A, \Omega_B, \Omega_C, \dots$*
2. Estimate how likely the consequences of each action are and how they affect your wealth:  
*For set  $\Omega_A$ , associate a probability  $p(\omega_A)$  and a change in wealth  $\Delta x_{\omega_A}$  with each elementary event  $\omega_A \in \Omega_A$ , and similarly for all other sets.*
3. Specify how these outcomes affect your utility:  
*Define a utility function,  $u(x)$ , that depends only on wealth and describes the agent’s risk preferences.*
4. Aggregate the utility changes for each event:  
*Compute the expected changes in utility associated with each available action,  $\langle \Delta u_A \rangle = \sum_{\omega_A} p(\omega_A)u(x + \Delta x(\omega_A)) - u(x)$ , and similarly for actions  $B, C, \dots$*
5. Pick the action that increases your utility most:  
*The option with the highest expected utility change is the agent’s preferred choice.*

We assume all steps in this workflow are possible. Thus we assume that all possible future events, associated probabilities, and changes in wealth are known; that a suitable utility function is available; and that the mathematical expectation of utility changes is the mathematical object whose ordering reflects preferences among actions. For simplicity, we also make the common assumption that the time between taking an action and experiencing the corresponding change in wealth is independent of the action taken.

## III. TECHNICAL

Here we present the technical development of decision theory in EE, namely time average growth rate maximisation under general wealth dynamics.

We suppose that an individual's wealth evolves over time according to a stochastic process. This is a departure from classical decision theory, where wealth is supposed to be described by a random variable without dynamic. To turn a gamble into a stochastic process and enable the techniques we have developed, a dynamic must be assumed, that is, a mode of repetition of the gamble, see [14].

The individual is required to choose one from a set of alternative stochastic processes, say  $x(t)$  and  $x^*(t)$ . We suppose that this is done by considering how the decision maker would fare in their long-time limits.

At each decision time,  $t_0$ , our individual acts to maximise subsequent changes in his wealth by selecting  $x(t)$  so that if he waits long enough his wealth will be greater under the chosen process than under the alternative process with certainty. Mathematically speaking, there exists a sufficiently large  $t$  such that the probability of the chosen  $x(t)$  being greater than  $x^*(t)$  is arbitrarily close to one,

$$\forall \varepsilon, x^*(t) \quad \exists \Delta t \quad \text{s.t.} \quad \mathbb{P}(\Delta x > \Delta x^*) > 1 - \varepsilon, \quad (1)$$

where  $0 < \varepsilon < 1$  and

$$\Delta x \equiv x(t_0 + \Delta t) - x(t_0), \quad (2)$$

with  $\Delta x^*$  similarly defined.

The criterion is necessarily probabilistic since the quantities  $\Delta x$  and  $\Delta x^*$  are random variables and it might be possible for the latter to exceed the former for any finite  $\Delta t$ . Only in the limit  $\Delta t \rightarrow \infty$  does the randomness vanish from the system.

Conceptually this criterion is tantamount to maximising  $\lim_{\Delta t \rightarrow \infty} \{\Delta x\}$  or, equivalently,  $\lim_{\Delta t \rightarrow \infty} \{\Delta x / \Delta t\}$ . However, neither limit is guaranteed to exist. For example, consider a choice between two geometric Brownian motions,

$$dx = x(\mu dt + \sigma dW), \quad (3)$$

$$dx^* = x^*(\mu^* dt + \sigma^* dW), \quad (4)$$

with  $\mu > \sigma^2/2$  and  $\mu^* > \sigma^{*2}/2$ . The quantities  $\Delta x / \Delta t$  and  $\Delta x^* / \Delta t$  both diverge in the limit  $\Delta t \rightarrow \infty$  and a criterion requiring the larger to be selected fails to yield a decision.

To overcome this problem we introduce a monotonically increasing function of wealth, which we call suggestively  $u(x)$ . We define:

$$\Delta u \equiv u(x(t_0 + \Delta t)) - u(x(t_0)); \quad (5)$$

$$\Delta u^* \equiv u(x^*(t_0 + \Delta t)) - u(x^*(t_0)). \quad (6)$$

The monotonicity of  $u(x)$  means that the events  $\Delta x > \Delta x^*$  and  $\Delta u > \Delta u^*$  are the same. Taking  $\Delta t > 0$  allows this event to be expressed as  $\Delta u / \Delta t > \Delta u^* / \Delta t$ , whence the decision criterion in (Eq. 1) becomes

$$\forall \varepsilon, x^*(t) \quad \exists \Delta t \quad \text{s.t.} \quad \mathbb{P}\left(\frac{\Delta u}{\Delta t} > \frac{\Delta u^*}{\Delta t}\right) > 1 - \varepsilon. \quad (7)$$

Our decision criterion has been recast such that it focuses on the rate of change

$$r \equiv \frac{\Delta u}{\Delta t}, \quad (8)$$

As before, it is conceptually similar to maximising

$$\bar{r} \equiv \lim_{\Delta t \rightarrow \infty} \left\{ \frac{\Delta u}{\Delta t} \right\} = \lim_{\Delta t \rightarrow \infty} \{r\}. \quad (9)$$

If  $x(t)$  satisfies certain conditions, to be discussed below, then the function  $u(x)$  can be chosen such that this limit exists. We shall see that  $\bar{r}$  is then the time-average growth rate mentioned in Section I. For the moment we leave our criterion in the probabilistic form of (Eq. 7) but to continue the discussion we assume that the limit (Eq. 9) exists.

Everything is now set up to make the link to EUT. Perhaps (Eq. 9) is the same as the rate of change of the expectation value of  $\Delta u$

$$\frac{\langle \Delta u \rangle}{\Delta t} = \langle r \rangle. \quad (10)$$

We could then make the identification of  $u(x)$  being the utility function, noting that our criterion is equivalent to maximizing the rate of change in expected utility. We note  $\Delta u$  and hence  $r$  are random variables but  $\langle r \rangle$  is not. Taking the long-time limit is one way of removing randomness from the problem, and taking the expectation value is another. The expectation value is simply another limit: it's an average over  $N$  realizations of the random number  $\Delta u$ , in the limit  $N \rightarrow \infty$ . The effect of removing randomness is that the process  $x(t)$  is collapsed into the scalar  $\Delta u$ , and consistent transitive decisions are possible by ranking the relevant scalars. In general, maximising  $\langle r \rangle$  does not yield the same decisions as the criterion espoused in (Eq. 7). This is only the case for a particular function  $u(x)$  whose shape depends on the process  $x(t)$ . Our aim is to find these pairs of processes and functions. When using such  $u(x)$  as the utility function, EUT will be consistent with optimisation over time. It is then possible to interpret observed behavior that is found to be consistent with EUT using the utility function  $u(x)$  in purely dynamical terms: such behavior will lead to the fastest possible wealth growth over time.

We ask what sort of dynamic  $u$  must follow so that  $\bar{r} = \langle r \rangle$  or, put another way, so that  $r$  is an ergodic observable, in the sense that its time and ensemble averages are the same [7, p. 32].

We start by expressing the change in utility,  $\Delta u$ , as a sum over  $M$  equal time intervals,

$$\Delta u \equiv u(t_0 + \Delta t) - u(t_0) \quad (11)$$

$$= \sum_{m=1}^M [u(t_0 + m\delta t) - u(t_0 + (m-1)\delta t)] \quad (12)$$

$$= \sum_{m=1}^M \delta u_m(t), \quad (13)$$

where  $\delta t \equiv \Delta t/M$  and  $\delta u_m(t) \equiv u(t_0 + m\delta t) - u(t_0 + (m-1)\delta t)$ . From (Eq. 9) we have

$$\bar{r} = \lim_{\Delta t \rightarrow \infty} \left\{ \frac{1}{\Delta t} \sum_{m=1}^M \delta u_m \right\} \quad (14)$$

$$= \lim_{M \rightarrow \infty} \left\{ \frac{1}{M} \sum_{m=1}^M \frac{\delta u_m}{\delta t} \right\}, \quad (15)$$

keeping  $\delta t$  fixed. From (Eq. 10) we obtain

$$\langle r \rangle = \lim_{N \rightarrow \infty} \left\{ \frac{1}{N} \sum_{n=1}^N \frac{\Delta u_n}{\Delta t} \right\} \quad (16)$$

where each  $\Delta u_n$  is drawn independently from the distribution of  $\Delta u$ .

We now compare the two expressions (Eq. 15) and (Eq. 16). Clearly the value of  $\bar{r}$  in (Eq. 15) cannot depend on the way in which the diverging time period is partitioned, so the length of interval  $\delta t$  must be arbitrary and can be set to the value of  $\Delta t$  in (Eq. 16), for consistency we then call  $\delta u_m(t) = \Delta u_m(t)$ . Expressions (Eq. 15) and (Eq. 16) are equivalent if the successive additive increments,  $\Delta u_m(t)$ , are distributed identically to the  $\Delta u_n$  in (Eq. 16), which requires only that they are stationary and independent.

Thus we have a condition on  $u(t)$  which suffices to make  $\bar{r} = \langle r \rangle$ , namely that it be a stochastic process whose additive increments are stationary and independent. This means that  $u(t)$  is, in general, a Lévy process. Without loss of realism we shall restrict our attention to processes with continuous paths. According to a theorem stated in [4, p. 2] and proved in [2, Chapter 12] this means that  $u(t)$  must be a Brownian motion with drift,

$$du = a_u dt + b_u dW, \quad (17)$$

where  $dW$  is the infinitesimal increment of the Wiener process.

By arguing backwards we can address concerns regarding the existence of  $\bar{r}$ . If  $u$  follows the dynamics specified by (Eq. 17), then it is straightforward to show that the limit  $\bar{r}$  always exists and takes the value  $a$ . Consequently the decision criterion (Eq. 7) is equivalent to the optimisation of  $\bar{r}$ , the time-average growth rate. The process  $x(t)$  may be chosen such that (Eq. 17) does not apply for any choice of  $u(x)$ . In this case we cannot interpret EUT dynamically, and such processes are likely to be pathological.

This gives our central result:

For EUT to be equivalent to optimisation over time, utility must follow an additive stochastic process with stationary increments which, in our framework, we shall take to be a Brownian motion with drift.

This is a fascinating general connection. If the physical reason why we observe non-linear utility functions is the non-linear effect of fluctuations over time, then a given utility function encodes a corresponding stochastic wealth process. Provided that a utility function  $u(x)$  is invertible, *i.e.* provided that its inverse,  $x(u)$ , exists, a simple application of Itô calculus to (Eq. 17) yields directly the SDE obeyed by the wealth,  $x$ . Thus every invertible utility function encodes a unique dynamic in wealth which arises from a Brownian motion in utility. This is explored further below.

#### IV. DYNAMIC FROM A UTILITY FUNCTION

We now illustrate the relationship between utility functions and wealth dynamics. For the reasons discussed above we assume that utility follows a Brownian motion with drift.

If  $u(x)$  can be inverted to  $x(u) = u^{-1}(u)$ , and  $x(u)$  is twice differentiable, then it is possible to find the dynamic that corresponds to the utility function  $u(x)$ . Equation (17) is an Itô process. Itô's lemma tells us that  $dx$  will be another Itô process, and Itô's formula specifies how to find  $dx$  in terms of the relevant partial derivatives

$$dx = \underbrace{\left( \frac{\partial x}{\partial t} + a_u \frac{\partial x}{\partial u} + \frac{1}{2} b_u^2 \frac{\partial^2 x}{\partial u^2} \right)}_{a_x(x)} dt + \underbrace{b_u \frac{\partial x}{\partial u}}_{b_x(x)} dW \quad (18)$$

We have thus shown that

**Theorem 1.** *For any invertible utility function  $u(x)$  a class of corresponding wealth processes  $dx$  can be obtained such that the (linear) rate of change in the expectation value of net changes in utility is the time-average growth rate of wealth.*

As a consequence, optimizing expected changes in such utility functions is equivalent to optimizing the time-average growth, in the sense of Section III, under the corresponding wealth process.

The origin of optimizing expected utility can be understood as follows: in the 18th century, the distinction between ergodic and non-ergodic processes was unknown, and all stochastic processes were treated by computing expectation values. Since the expectation value of the wealth process is an irrelevant mathematical object to an individual whose wealth is modelled by a non-ergodic process the available methods failed. The formalism was saved by introducing a non-linear mapping of wealth, namely the utility function. The (failed) expectation value criterion was interpreted as theoretically optimal, and the non-linear utility functions were interpreted as a psychologically motivated pattern of human behavior. Conceptually, this is wrong.

Optimization of time-average growth recognizes the non-ergodicity of the situation and computes the appropriate object from the outset – a procedure whose build-

ing blocks were developed beginning in the late 19th century. It does not assume anything about human psychology and indeed predicts that the same behavior will be observed in any growth-optimizing entities that need not be human.

### A. Examples

Equation (18), creates pairs of utility functions  $u(x)$  and dynamics  $dx$ . In discrete time, two such pairs were investigated in [14], namely cases 1. and 2. below.

#### 1. Linear utility

The trivial linear utility function corresponds to additive wealth dynamics (Brownian motion),

$$u(x) = x \quad \leftrightarrow \quad dx = a_u dt + b_u dW. \quad (19)$$

#### 2. Logarithmic utility

Introduced by Bernoulli in 1738 [1], the logarithmic utility function is in wide use and corresponds to multiplicative wealth dynamics (geometric Brownian motion),

$$u(x) = \ln(x) \quad \leftrightarrow \quad dx = x \left[ \left( a_u + \frac{1}{2} b_u^2 \right) dt + b_u dW \right]. \quad (20)$$

In practice the most useful case will be multiplicative wealth dynamics. But to demonstrate the generality of the procedure, we carry it out for a different special case that is historically important.

#### 3. Square-root (Cramer) utility

The first utility function ever to be suggested was the square-root function  $u(x) = x^{1/2}$ , by Cramer in a 1728 letter to Daniel Bernoulli, partially reproduced in [1]. This function is invertible, namely  $x(u) = u^2$ , so that (Eq. 18) applies. We note that the square root, in a specific sense, sits between the linear function and the logarithm:  $\lim_{x \rightarrow \infty} \frac{x^{1/2}}{x} = 0$  and  $\lim_{x \rightarrow \infty} \frac{\ln(x)}{x^{1/2}} = 0$ . Since linear utility produces additive dynamics and logarithmic utility produces multiplicative dynamics, we expect square-root utility to produce something in between or some mix. Substituting for  $x(u)$  in (Eq. 18) and carrying out the differentiations we find

$$dx = \left( 2a_u x^{1/2} + b_u^2 \right) dt + 2b_u x^{1/2} dW \quad (21)$$

The drift term contains a multiplicative element (by which we mean an element with  $x$ -dependence) and an additive element. We see that the square-root utility function that lies between the logarithm and the linear

function indeed represents a dynamic that is partly additive and partly multiplicative.

(Eq. 21) is reminiscent of the Cox-Ingersoll-Ross model [3] in financial mathematics, especially if  $a_u < 0$ . Similar dynamics, *i.e.* with a noise amplitude that is proportional to  $\sqrt{x}$ , are also studied in the context of absorbing-state phase transitions in statistical physics [5, 8]. That a 300-year-old letter is related to recent work in statistical mechanics is not surprising: the problems that motivated the development of decision theory, and indeed of probability theory itself are far-from equilibrium processes. Methods to study such processes were only developed in the 20th century and constitute much of the work currently carried out in statistical mechanics.

## V. UTILITY FUNCTION FROM A DYNAMIC

We now ask under what circumstances the procedure in (Eq. 18) can be inverted. When can a utility function be found for a given dynamic? In other words, what conditions does the dynamic  $dx$  have to satisfy so that optimization over time can be represented by optimization of expected net changes in utility  $u(x)$ ?

We ask whether a given dynamic can be mapped into a utility whose increments are described by Brownian motion, (Eq. 17).

The dynamic is an arbitrary Itô process

$$dx = a_x(x)dt + b_x(x)dW, \quad (22)$$

where  $a_x(x)$  and  $b_x(x)$  are arbitrary functions of  $x$ . For this dynamic to translate into a Brownian motion for the utility,  $u(x)$  must satisfy the equivalent of (Eq. 18) with the special requirement that the coefficients  $a_u$  and  $b_u$  in (Eq. 17) be constants, namely

$$du = \underbrace{\left( a_x(x) \frac{\partial u}{\partial x} + \frac{1}{2} b_x^2(x) \frac{\partial^2 u}{\partial x^2} \right)}_{a_u} dt + \underbrace{b_x(x) \frac{\partial u}{\partial x}}_{b_u} dW. \quad (23)$$

Explicitly, we arrive at two equations for the coefficients

$$a_u = a_x(x)u' + \frac{1}{2}b_x^2(x)u'' \quad (24)$$

and

$$b_u = b_x(x)u'. \quad (25)$$

Differentiating (Eq. 25), it follows that

$$u''(x) = -\frac{b_u b'_x(x)}{b_x^2(x)}. \quad (26)$$

Substituting in (Eq. 24) for  $u'$  and  $u''$  and solving for  $a_x(x)$  we find the drift term as a function of the noise term,

$$a_x(x) = \frac{a_u}{b_u} b_x(x) + \frac{1}{2} b_x(x) b'_x(x). \quad (27)$$

In other words, knowledge of only the dynamic is sufficient to determine whether a corresponding utility function exists. We do not need to construct the utility function explicitly to know whether a pair of drift term and noise term is consistent or not.

Having determined for some dynamic that a consistent utility function exists, we can construct it by substituting for  $b_x(x)$  in (Eq. 24). This yields a differential equation for  $u$

$$a_u = a_x(x)u' + \frac{b_u^2}{2u'^2}u'' \quad (28)$$

or

$$0 = -a_u u'^2 + a_x(x)u'^3 + \frac{b_u^2}{2}u''. \quad (29)$$

Overall, then the triplet noise term, drift term, utility function is interdependent. Given a noise term we can find consistent drift terms, and given a drift term we find a consistency condition (differential equation) for the utility function.

### A. Example

Given a dynamic, it is possible to check whether this dynamic can be mapped into a utility function, and the utility function itself can be found. We consider the following example

$$dx = \left( \frac{a_u}{b_u} e^{-x} - \frac{1}{2} e^{-2x} \right) dt + e^{-x} dW. \quad (30)$$

We note that  $a_x(x) = \frac{a_u}{b_u} e^{-x} - \frac{1}{2} e^{-2x}$  and  $b_x(x) = e^{-x}$ . Equation (27) imposes conditions on the drift term  $a_x(x)$  in terms of the noise term  $b_x(x)$ . Substituting in (Eq. 27) reveals that the consistency condition is satisfied by the dynamic in (Eq. 30).

A typical trajectory of (Eq. 30) is shown in Fig. 1.

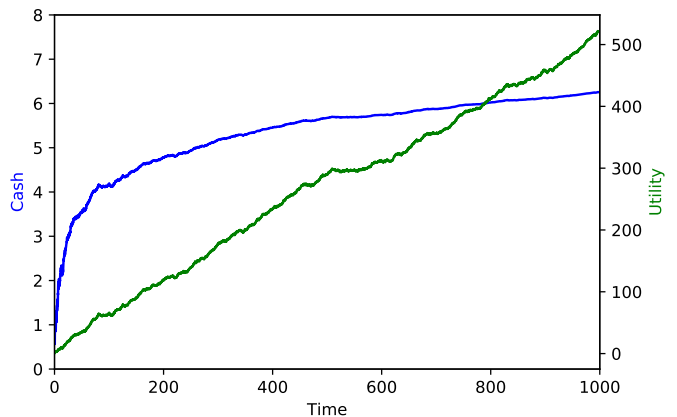


FIG. 1: Typical trajectories of the wealth trajectory  $x(t)$  described by (Eq. 30), with parameter values  $a_u = 1/2$  and  $b_u = 1$ , and the corresponding Brownian motion  $u(t)$ . Note that the fluctuations in  $x(t)$  become smaller for larger wealth.

Because (Eq. 30) is internally consistent, it is possible to derive the corresponding utility function. Equation (25) is a first-order ordinary differential equation for  $u(x)$

$$u'(x) = \frac{b_u}{b_x(x)}, \quad (31)$$

which can be integrated to

$$u(x) = \int_0^x d\tilde{x} \frac{b_u}{b_x(\tilde{x})} + C, \quad (32)$$

with  $C$  an arbitrary constant of integration. This constant corresponds to the fact that only changes in utility are meaningful, as was pointed out by von Neumann and Morgenstern [15] – this robust feature is visible whether one thinks in dynamic terms and time averages or in terms of consistent measure-theoretic concepts and expectation values.

Substituting for  $b_x(x)$  from (Eq. 30), (Eq. 31) becomes

$$u'(x) = b_u e^x, \quad (33)$$

which is easily integrated to

$$u(x) = b_u e^x + C, \quad (34)$$

plotted in Fig. 2. This exponential utility function is monotonic and therefore invertible, which is reflected in the fact that the consistency condition is satisfied. The utility function is convex. From the perspective of expected-utility theory an individual behaving optimally according to this function would be labelled “risk-seeking.” The dynamical perspective corresponds to a qualitatively different interpretation: Under the dynamic

(Eq. 30) the “risk-seeking” individual behaves optimally, in the sense that his wealth will grow faster than that of a risk-averse individual. The dynamic (Eq. 30) has the feature that fluctuations in wealth become smaller as wealth grows. High wealth is therefore sticky – an individual will quickly fluctuate out of low wealth and into higher wealth. It will then tend to stay there.

## VI. WEALTH DISTRIBUTION FROM A DYNAMIC

The dynamical interpretation of EUT makes it particularly simple to compute wealth distributions. A utility function  $u(x)$  implies a dynamic  $x(t)$ , and that dynamic generates a wealth distribution  $P_x(x, t)$ . We know that  $u(t)$  follows a simple Brownian motion, wherefore we know that  $u(t)$  is normally distributed according to

$$P_u(u, t) = \mathcal{N}(a_u t, b_u^2 t^2). \quad (35)$$

Since we know  $P_u(u, t)$ , the distribution of  $x$  is easily derived. The wealth distribution in a large population, is

$$P_x(x, t) = P_u(u(x), t) \frac{du}{dx}. \quad (36)$$

### A. Example of a wealth distribution

The utility function (Eq. 34) corresponds to the example dynamic (Eq. 30). The wealth distribution at any time  $t$  can be read off (Eq. 36)

$$P_x(x, t) = \frac{1}{\sqrt{2\pi b_u^2 t^2}} \exp\left(-\frac{(b_u e^x + C - a_u t)^2}{\sqrt{2b_u^2 t^2}}\right) b_u e^x, \quad (37)$$

which is shown in Fig. 3. The distribution is sensible given what we know about the dynamic – since fluctuations diminish with increasing wealth many individuals will be found at high wealth (all those that have fluctuated away from low wealth), with a heavy tail towards lower wealth.

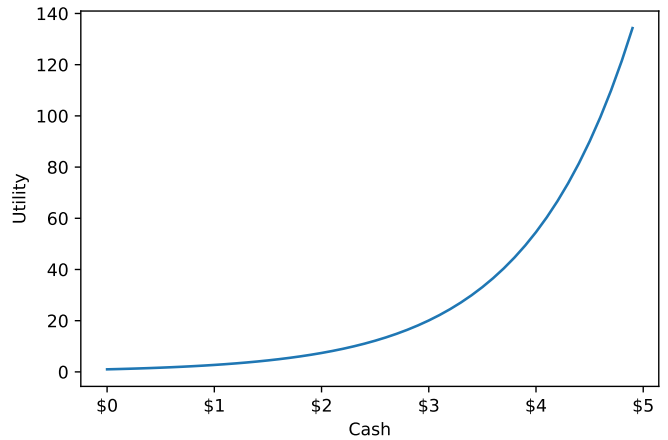


FIG. 2: Utility function of (Eq. 34), with  $b_u = 1$  and  $C = 0$ . Optimizing the expected change in this utility function also optimizes time-average growth under the corresponding dynamic (Eq. 30). An unusual utility function – like the convex function shown here – reflects unusual dynamics, see text.

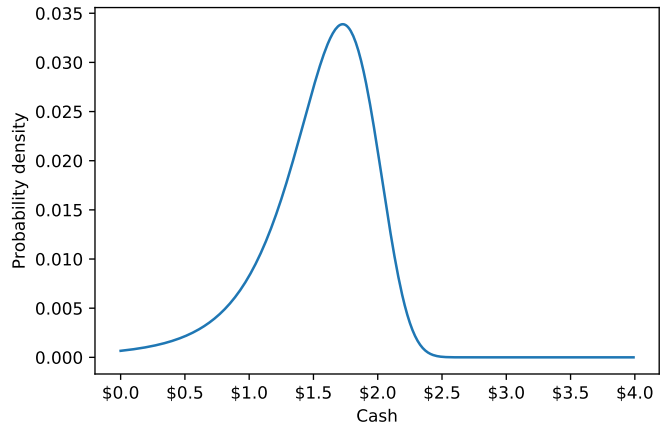


FIG. 3: Probability density function of wealth, also known as the wealth distribution, (Eq. 37). This distribution is generated by the wealth dynamic (Eq. 30). The time is fixed to  $t = 5$ , and we use  $a_u = 1/2$ ,  $b_u = 1$ , and  $C = 0$ .

## VII. UNBOUNDEDNESS OF $u(x)$

The scheme outlined in Section V is informative for the debate regarding the boundedness of utility functions. A well-established but false belief in the economics literature, due to Karl Menger [10, 11], is that permissible utility functions must be bounded. We have argued previously that boundedness is an unnecessary restriction,

and that Menger’s arguments are not valid [12, 14]. Section V implies that the interpretation of expected utility theory we offer here formally requires unboundedness of utility functions. Bounded functions are not invertible, and Menger’s incorrect result therefore contributed to obscuring the simple natural arguments we present here.

Of course whether  $u(x)$  is bounded or not is practically irrelevant because  $x$  will always be finite. However, for a clean mathematical formalism an unbounded  $u(x)$  is highly desirable.

The problem is easily demonstrated by considering the case of zero noise. Since  $u(x)$  always follows a Brownian motion in our treatment, in the zero-noise case it follows

$$du = a_u dt, \quad (38)$$

meaning linear growth in time. For  $u$  to be bounded, time itself would have to be bounded. Another way to see the problem is inverting  $u(x)$  to find  $x(u)$ . If we require simultaneously linear growth of  $u(t)$  in time, and boundedness from above,  $\lim_{x \rightarrow \infty} u(x) = U_b$ , then  $x(t)$  has to diverge in the finite time it takes for  $u(t)$  to reach  $U_b$ , namely in  $T_b = \frac{U_b}{a_u}$  (assuming for simplicity  $u(t = 0) = 0$ ).

Such features – an end of time or a finite-time singularity of wealth – are inconvenient to carry around in a formalism. Since they have no physical meaning, for simplicity a model without them should be chosen, *i.e.* unbounded utility functions will be much better. We repeat that Menger’s arguments against unbounded utility functions are invalid and we need not worry about them.

## VIII. DISCUSSION

EUT is an 18th-century patch, applied to a flawed conceptual framework established in the 17th century that made blatantly wrong predictions of human behavior. Because the mathematics of randomness was in its infancy in the 18th century, the conceptual problems were overlooked, and utility theory set economics off in the wrong direction. Without any of the arbitrariness inherent in utility functions it is nowadays possible to give a physical meaning to the non-linear mappings people seem to apply to monetary amounts. These apparent mappings simply encode the non-linearity of wealth dynamics.

- 
- [1] D. Bernoulli. Specimen Theoriae Novae de Mensura Sortis. Translation “Exposition of a new theory on the measurement of risk” by L. Sommer (1954). *Econometrica*, 22(1):23–36, 1738.
  - [2] L. Breiman. *Probability*. Addison-Wesley Publishing Company, 1968.
  - [3] J. C. Cox, J. E. Ingersoll, and S. A. Ross. An intertemporal general equilibrium model of asset prices. *Econometrica*, 53(2):363–384, 1985.
  - [4] J. M. Harrison. *Brownian motion of performance and control*. Cambridge University Press, 2013.
  - [5] H. Hinrichsen. Non-equilibrium critical phenomena and phase transitions into absorbing states. *Adv. Phys.*, 49(7):815–958, 2000.
  - [6] J. L. Kelly, Jr. A new interpretation of information rate. *Bell Sys. Tech. J.*, 35(4):917–926, July 1956.
  - [7] P. E. Kloeden and E. Platen. *Numerical solution of stochastic differential equations*, volume 23. Springer Science & Business Media, 1992.
  - [8] J. Marro and R. Dickman. *Nonequilibrium Phase Transitions in Lattice Models*. Cambridge University Press, 1999.
  - [9] D. Meder, F. Rabe, T. Morville, K. H. Madsen, M. T. Koudahl, R. J. Dolan, H. R. Siebner, and O. J. Hulme. Ergodicity-breaking reveals time optimal economic behavior in humans. *arXiv:1906.04652*, 2019.
  - [10] K. Menger. Das Unsicherheitsmoment in der Wertlehre. *J. Econ.*, 5(4):459–485, 1934.
  - [11] O. Peters. Menger 1934 revisited. <http://arxiv.org/abs/1110.1578>, 2011.
  - [12] O. Peters. Optimal leverage from non-ergodicity. *Quantitative Finance*, 11(11):1593–1602, Nov. 2011.
  - [13] O. Peters. The ergodicity problem in economics. *Nature Physics*, 15:1216–1221, 2019.
  - [14] O. Peters and M. Gell-Mann. Evaluating gambles using dynamics. *Chaos*, 26:23103, 2016.
  - [15] J. von Neumann and O. Morgenstern. *Theory of Games and Economic Behavior*. Princeton University Press, 1944.
  - [16] W. A. Whitworth. *Choice and chance*. Deighton Bell, 2 edition, 1870.