

Phase-transition sound of inflation at gravitational waves detectors

Yu-Tong Wang^{1*}, Yong Cai^{1,2†}, and Yun-Song Piao^{1,3‡}

¹ *School of Physics, University of Chinese Academy of Sciences, Beijing 100049, China*

² *Department of Physics and Astronomy, University of Pennsylvania, Philadelphia, Pennsylvania 19104, USA and*

³ *Institute of Theoretical Physics, Chinese Academy of Sciences, P.O. Box 2735, Beijing 100190, China*

Abstract

It is well-known that the first-order phase transition (PT) will yield a stochastic gravitational waves (GWs) background with a logo-like spectrum. However, we show that when such a PT happened during the primordial inflation, the GWs spectrum brought by the PT will be reddened, which thus records the unique voiceprint of inflation. We assess the abilities of the GW detectors to detect the corresponding signal.

PACS numbers:

* wangyutong@ucas.ac.cn

† caiyong13@mails.ucas.ac.cn

‡ yspiao@ucas.ac.cn

I. INTRODUCTION

Inflation is the current paradigm of early universe [1][2][3][4]. It predicts nearly scale-invariant scalar perturbation, which is consistent with the cosmic microwave background (CMB) observations, as well as the gravitational waves (GWs).

The primordial GWs background spans a broad frequency-band, $10^{-18} - 10^{10}$ Hz, e.g.[5][6]. It is usually thought that the discovery of primordial GWs will solidify our confidence that inflation has ever occurred. The primordial GWs at ultra-low frequency $10^{-18} - 10^{-16}$ Hz may induce the B-mode polarization in the CMB [7][8]. Recently, the combination of Planck, BICEP and Keck Array's 95 GHz data has put the constraint on the tensor-to-scalar ratio to $r_{0.05} < 0.07$ (95% C.L.) [9]. However, if $r \ll 0.001$, detecting the primordial GWs and verifying the inflation with CMB will be extremely difficult.

Recently, the LIGO/VIRGO Scientific Collaboration, using the laser interferometer, has observed the GWs signals consistent with the binary black holes coalescence [10][11]. This opens a new window of exploring the inflation. It is well-known that the stochastic GWs background predicted by the slow-roll inflation is too small to be detected by the GWs detectors, such as Advanced LIGO and LISA, see [12][13] for reviews on other possible sources. How can we verify the inflation with the GWs detectors?

The initial state of sub-horizon GWs mode γ_k in de Sitter space is $\gamma_k \sim \frac{1}{a\sqrt{2k}}e^{-ik\tau}$, i.e., the Bunch-Davis (BD) vacuum, where the conformal time $\tau = \int dt/a$. Its power spectrum is $P_T(k \gg aH) \sim k^2$. However, the inflation will stretch the sub-horizon GWs mode outside the horizon. When γ_k is leaving the horizon ($k = aH$), $\gamma_k \sim \frac{H}{\sqrt{2k^3}}e^{-ik\tau}$, hereafter γ_k becomes superhorizon and we have $P_T \sim k^0$. Thus one significant effect of inflation (nearly exponential expansion) is that it reddens the sub-horizon spectrum $P_T(k \gg aH)$. Could we find this reddening effect of inflation with the GWs detectors? It is possible, if a *known* sub-horizon GWs background, stronger than the BD state, was produced at some time (corresponding to the wavebands of GWs detectors) during inflation.

Phase transition (PT) is ubiquitous in early universe. Here, we show that when the first-order PT happened during inflation, the GWs spectrum brought by the PT will be reddened, which thus records the unique voiceprint of inflation. We argue that Advanced LIGO and LISA have abilities to detect the corresponding signals. Our result suggest a novel possibility of witnessing inflation, which has not been noticed before.

II. INFLATION AND PRIMORDIAL PT GWS

Historically, it is the first-order PT in particle physics that has motivated the idea of (old) inflation [1], see also extended inflation [14], hybrid inflation [15][16] (ended by a first-order PT, see [17][18][19] for comparing it with the observations), chain inflation [20][21][22].

Though currently the slow-roll inflation [2][3] is popular, the PT as the birthright of inflation could always occur at certain time, see Fig.1 (however, if the PT happened at the moment corresponding to the CMB scale, it might conflict with the observations of CMB and large scale structure). During the first-order PT, the lower-vacuum bubbles will nucleate with the rate $\Gamma \sim e^{\beta(t-t_*)}$. When $\Gamma/H^4 > \frac{9}{4\pi}$ [23], the PT completed. The collisions of bubbles will yield a stochastic GWs background with a logo-like spectrum [24][25][26].

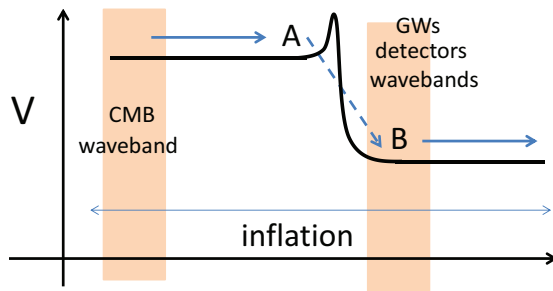


FIG. 1: Sketch of the inflation with first-order PT. The realistic potential $V(\phi_{inf}, \phi_{tran})$ is similar to that of hybrid inflation [15][16]. Initially, ϕ_{inf} rolls slowly along its own direction (blue solid line). At t_* , the ϕ_{tran} -direction PT (blue dash line) completed quickly. Different from [15][16], after $\rho_{released}$ is diluted, the inflation will continue and ϕ_{inf} will roll slowly with a lower potential $V(\phi_{inf}, \phi_{tran,B}) < V(\phi_{inf}, \phi_{tran,A})$.

We will calculate the primordial GWs spectrum brought by the first-order PT during inflation, see Fig.1 for the corresponding scenario. Tensor (GWs) mode γ_{ij} satisfies $\gamma_{ii} = 0$, and $\partial_i \gamma_{ij} = 0$, and the action of γ_{ij} is

$$S^{(2)} = \int d\tau d^3x \frac{M_p^2 a^2}{8} \left[\left(\frac{d\gamma_{ij}}{d\tau} \right)^2 - (\vec{\nabla} \gamma_{ij})^2 \right], \quad (1)$$

where $\tau = \int dt/a$. We have set the propagating speed of GWs equal to the speed of light, or see [27][28]. The Fourier series of γ_{ij} is

$$\gamma_{ij}(\tau, \mathbf{x}) = \int \frac{d^3k}{(2\pi)^3} e^{-i\mathbf{k}\cdot\mathbf{x}} \sum_{\lambda=+,\times} \hat{\gamma}_\lambda(\tau, \mathbf{k}) \epsilon_{ij}^{(\lambda)}(\mathbf{k}), \quad (2)$$

where $\hat{\gamma}_\lambda(\tau, \mathbf{k}) = \gamma_k(\tau)\hat{a}_\lambda(\mathbf{k}) + c.c.$, $\epsilon_{ij}^{(\lambda)}(\mathbf{k})$ is the polarization tensors, the annihilation and creation operators $\hat{a}_\lambda(\mathbf{k})$ and $\hat{a}_\lambda^\dagger(\mathbf{k}')$ satisfy $[\hat{a}_\lambda(\mathbf{k}), \hat{a}_\lambda^\dagger(\mathbf{k}')] = \delta_{\lambda\lambda'}\delta^{(3)}(\mathbf{k} - \mathbf{k}')$. The energy density of GWs is [29]

$$\rho_{GW} = \sum_{\lambda=+, \times} \rho_{GW}^\lambda = \frac{M_p^2}{4} \int \frac{k^3}{2\pi^2} \left(\frac{|\gamma'_k|^2 + k^2|\gamma_k|^2}{a^2} \right) d \ln k. \quad (3)$$

While the equation of motion of GWs mode γ_k is

$$\frac{d^2 u_k}{d\tau^2} + \left(k^2 - \frac{a''}{a} \right) u_k = 0, \quad (4)$$

where $u_k = \frac{aM_p}{2}\gamma_k$. Initially, the GWs modes should be deep inside their horizon, i.e., $k^2 \gg \frac{a''}{a}$, so the initial state is $u \sim \frac{1}{\sqrt{2k}}e^{-ik\tau}$.

When the PT happens, the collision of sub-horizon bubbles will bring a sub-horizon GWs background, which will inevitably modify the initial state of GWs modes. The energy spectrum of PT GWs is given by [26]

$$\Omega_{GW}^*(k) = \Omega_{GW}^{peak} \frac{(a+b)k_{peak}^b k^a}{bk_{peak}^{(a+b)} + ak^{(a+b)}} \quad (5)$$

$$\Omega_{GW}^{peak} = \kappa^2 \left(\frac{\Delta V_{inf}}{V_{inf*}} \right)^2 \left(\frac{H_{inf*}}{\beta} \right)^2 \frac{0.11v_b^3}{0.42 + v_b^2}, \quad (6)$$

where $\Delta V_{inf} = V_{inf*} - V_{inf}$, and $\kappa \simeq 1$ for $V_{inf} \ll V_{inf*}$ (the subscript ‘inf*’ and ‘inf’ correspond to the quantities at and after the PT, respectively), and the bubble is sub-horizon requires $H_{inf*}/\beta < 1$, and v_b is the bubble wall velocity .

The sub-horizon GWs mode modified by the PT could be written as

$$u_k = C(k)e^{-ik\tau}, \quad (7)$$

which is the solution of Eq.(4) for $k^2 \gg a''/a \simeq a^2 H^2$, where the information of PT is encoded in $C(k)$. When $k^2 \gg a^2 H^2$, Eq.(4) suggests $|\gamma'_k|^2 = (k^2 + a^2 H^2)|\gamma_k|^2 \simeq k^2|\gamma_k|^2$. Thus with Eqs.(3) and (7), we have

$$\Omega_{GW}^* = \frac{d\rho_{GW}}{\rho_{inf*} (d \ln k)} = \frac{1}{3\pi^2 M_p^2 H_{inf*}^2} \frac{k^5}{a_*^4} |C(k)|^2, \quad (8)$$

where $\rho_{inf*} = 3M_p^2 H_{inf*}^2$. Thus we could get

$$|C(k)|^2 = 3\pi^2 M_p^2 H_{inf*}^2 \frac{a_*^4}{k^5} \Omega_{GW}^*, \quad (9)$$

where Ω_{GW}^* is set by (5).

The inflation after the PT will occur with $\rho_{inf} \simeq V_{inf} = V_{inf*} - \Delta V_{inf}$. We assumed that the energy density $\rho_{released} \simeq \Delta V_{inf}$ deposited in bubble walls has been efficiently released during the collisions of bubbles [30][31][32], and diluted with the expansion of universe. The sub-horizon GWs (with the wavelength $\lambda < H_{inf*}^{-1} \ll H_{inf}^{-1}$) brought by the PT will be stretched outside the horizon $1/H_{inf}$. On superhorizon scale, the solution of Eq.(4) with the modified initial state (7) is

$$u_k(\tau) = -C(k) \sqrt{\frac{-\pi k \tau}{2}} H_{3/2}^{(1)}(-k\tau), \quad (10)$$

where $H_{3/2}^{(1)}(-k\tau) \stackrel{-k\tau \rightarrow 0}{\approx} -i \sqrt{2/(-\pi k^3 \tau^3)}$. The spectrum P_T of primordial PT GWs is

$$P_T = \frac{4k^3}{\pi^2 M_p^2 a^2} |u_k|^2 = \frac{12a_*^4 H_{inf*}^2 H_{inf}^2}{k^4} \Omega_{GW}^*. \quad (11)$$

Thus we see that $P_T \sim k^{-2} P_{T,sub}$ is reddened ($P_{T,sub} \sim k^3 u_k^2 \sim \Omega_{GW}^*/k^2$ is that for the sub-horizon PT GWs), which thus records the unique imprint of inflation. However, if the inflation ended after the first-order PT [15][16], $P_T = P_{T,sub}$ will preserve the initial sub-horizon spectrum, see [18]. Thus we call the superhorizon GWs brought by the PT (but stretched by inflation) the primordial PT GWs.

We have $v_b = 1$ for $V_{inf} = V_{inf*} - \Delta V_{inf} \ll V_{inf*}$, so that $a \simeq 2.8$ and $b \simeq 1$ in (5). In addition, the peak momentum of Ω_{GW}^* is $k_{peak}/(2\pi\beta a_*) = 0.62/(1.8 - 0.1v_b + v_b^2)$ [26], which suggests $k_{peak} \simeq 1.4\beta a_*$ for $v_b \simeq 1$. Thus Eq.(11) becomes

$$P_T \simeq 0.24 \left(\frac{V_{inf}}{V_{inf*}} \right) \left(\frac{\Delta V_{inf}}{V_{inf*}} \right)^2 \left(\frac{H_{inf*}}{\beta} \right)^6 \cdot \frac{3.8 \left(\frac{k}{k_{peak}} \right)^{-1.2}}{1 + 2.8 \left(\frac{k}{k_{peak}} \right)^{3.8}}, \quad (12)$$

where $V_{inf*/inf} \simeq 3M_p^2 H_{inf*/inf}^2$ is used. We see that $P_T \sim k^{-5}$ for $k \gg k_{peak}$ is strongly red, while $\sim k^{-1.2}$ for $k \ll k_{peak}$. The wavelength of GWs mode brought by the PT is initially sub-horizon suggests a cutoff frequency $k_{cutoff} = a_* H_{inf*} < k$ for P_T . We have $k_{peak}/k_{cutoff} \simeq 1.4\beta/H_{inf*}$, which is consistent with the requirement of sub-horizon bubbles ($H_{inf*}/\beta < 1$).

It is interesting to note that the maximal amplitude of $\Omega_{GW}^*(k)$ brought by the PT is at k_{peak} , see (5), so it is with $P_{T,sub}$. However, the maximum of P_T , i.e., $P_{T,max}$, is at $k = k_{cutoff}$, due to the reddening effect of inflation. We have

$$P_{T,max} \simeq 1.4 \left(\frac{\Delta V_{inf}}{V_{inf*}} \right)^2 \left(\frac{V_{inf}}{V_{inf*}} \right) \left(\frac{H_{inf*}}{\beta} \right)^{4.8} \quad (13)$$

at $k \simeq k_{cutoff}$ for $H_{inf*} \ll \beta$. We set $V_{inf}/V_{inf*} = 0.1$, which is consistent with the requirement $V_{inf} \ll V_{inf*}$. Thus if $H_{inf*}/\beta = 0.1$, we have $P_{T,max} \sim 1.8 \times 10^{-6}$, while if $H_{inf*}/\beta = 0.3$, $P_{T,max} \sim 3.5 \times 10^{-4}$. We see that $P_{T,max}$ could be far larger than the power spectrum of the standard slow-roll inflation, which has $P_T \lesssim 10^{-10}$.

III. DETECTABILITY

The signal-to-noise ratio (SNR) for the stochastic GWs background is [33]

$$SNR = \sqrt{T_{\text{obs}} \int_{f_{\text{min}}}^{f_{\text{max}}} df \frac{\Omega_{GW,PT}^2}{\Omega_{\text{sens}}^2}}, \quad (14)$$

where $\Omega_{\text{sens}}^{\text{LIGO}} = \frac{S(f)}{\sqrt{2}\Gamma(f)} \frac{2\pi^2}{3H_0^2} f^3$ and $\Omega_{\text{sens}}^{\text{LISA}} = S(f) \frac{2\pi^2}{3H_0^2} f^3$ for LIGO [34] and LISA [35], respectively. We assume the same noise spectrum S for the Livingston and Hanford detectors of LIGO, with the overlap reduction $\Gamma(f)$ [33]. $\Omega_{GW,PT}(\tau_0) = (1/\rho_c) \frac{d\rho_{GW}(\tau_0)}{d \ln k}$ is the energy spectrum of current GWs background, where $\rho_c = 3H_0^2/(8\pi G)$ is the critical energy density, and $\rho_{GW}(\tau_0)$ is the energy density of GWs at present. The spectrum $\Omega_{GW,PT}$ for primordial GWs background (12) is [36]

$$\Omega_{GW,PT}(\tau_0) = \frac{k^2}{12a_0^2 H_0^2} P_T(k) \left[\frac{3\Omega_m j_1(k\tau_0)}{k\tau_0} \sqrt{1.0 + 1.36 \frac{k}{k_{\text{eq}}} + 2.50 \left(\frac{k}{k_{\text{eq}}}\right)^2} \right]^2 \quad (15)$$

see also e.g.[29][37][38] for the details, where τ_0 is the conformal time today, $1/k_{\text{eq}}$ is the Hubble scale at matter-radiation equality.

The spectrum $\Omega_{GW,PT}(\tau_0)$ is plotted in the left panel of Fig.2, and the corresponding SNR in the right panel. $k_{\text{peak}}(f_{\text{peak}})$ and H_{inf*}/β determine the frequency band and magnitude of $\Omega_{GW,PT}$, respectively. The stochastic background $\Omega_{GW,PT}$ with $H_{inf*}/\beta \simeq 0.3$ at $f_{\text{peak}} \simeq 100\text{Hz}$ could be marginally reached by LIGO(O5), while the signal of $\Omega_{GW,PT}$ with $H_{inf*}/\beta \lesssim 0.1$ at a lower frequency band $f_{\text{peak}} \sim 0.01\text{Hz}$ could be detected by LISA. We plot the contours of the SNR computed for LIGO(O5) with 2-yrs integration and the LISA with 4-yrs integration, respectively, in Fig.3, which reflect the effects of the parameters f_{peak} and H_{inf*}/β on the SNR.

We see that for $H_{inf}/\beta \gtrsim 0.3$, Advanced LIGO would have the ability to find the signal of $\Omega_{GW,PT}$ with $\text{SNR} \gtrsim 3$. However, the superpositions of GWs emitted by all binary black holes (BBH) systems and other compact binaries will also yield a stochastic GWs background

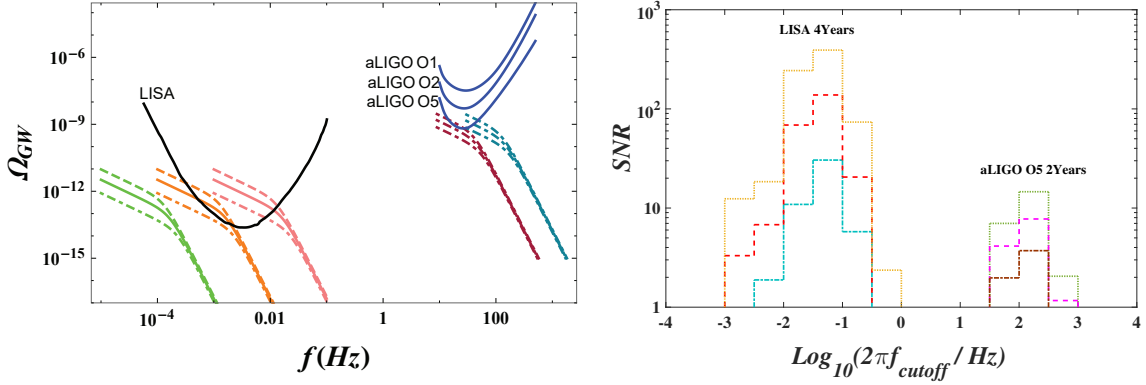


FIG. 2: Left panel: The stochastic background $\Omega_{GW,PT}$ in the frequency bands of Advanced LIGO and LISA. In the LISA band, we set the parameter $H_{inf*}/\beta = 0.075, 0.1, 0.125$, respectively, for $f_{peak} \simeq 10^{-4}, 10^{-3}, 10^{-2}$ Hz. In LIGO band, we set the parameter $H_{inf*}/\beta = 0.3, 0.35, 0.4$ for different $f_{peak} \simeq 100$ Hz. Right panel: The SNR for $\Omega_{GW,PT}$ plotted in the left panel.

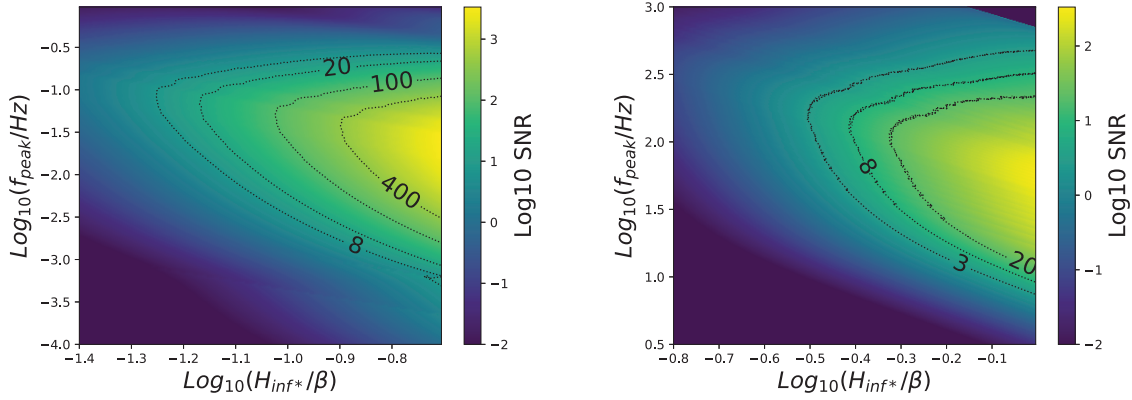


FIG. 3: Left panel: The contour of the SNR computed for LISA with respect to the parameters f_{peak} and H_{inf*}/β . Right panel: The contour of the SNR computed for LIGO(O5).

$\Omega_{GW} \sim f^{2/3}$, e.g.[11][39]. In certain sense, this BBH background actually acts as a foreground. To what extent can the primordial PT GWs background be distinguished from the BBH foreground (once a stochastic signal is detected)? To clarify this point, we will estimate the abilities of Advanced LIGO to make a distinction between $\Omega_{GW,PT}$ and the BBH stochastic GWs background $\Omega_{GW,PL}$, which has the power-law behavior $\Omega_{GW,PL} = \Omega_0(f/f_0)^{2/3}$ (with f_0 being a reference frequency) in the sensitive band of LIGO [11].

We calculate the maximal likelihood ratio. Following [40], the likelihood ratio

$$\mathcal{R} = \frac{\mathcal{L}^{ML}(\Omega_{GW,PT}|\Omega_{GW,PT})}{\mathcal{L}^{ML}(\Omega_{GW,PT}|\Omega_{GW,PL})}, \quad (16)$$

where our $\Omega_{GW,PT}$ is regarded as the fiducial model, so that $\mathcal{L}^{ML}(\Omega_{GW,PT}|\Omega_{GW,PT}) = \mathcal{N}$, and the corresponding maximal likelihood for the power-law background $\Omega_{GW,PL}$ is

$$\mathcal{L}^{ML}(\Omega_{GW,PT}|\Omega_{GW,PL}) = \mathcal{N} \exp \left\{ -\frac{1}{4} \left((\Omega_{GW,PT}|\Omega_{GW,PT}) - \frac{(\omega|\Omega_{GW,PT})^2}{(\omega|\omega)} \right)^2 \right\} \quad (17)$$

with the definitions $(A|B) = 2T \left(\frac{3H_0^2}{2\pi^2} \right)^2 \int_{f_{min}}^{f_{max}} df \Gamma^2(f) \frac{A(f)B(f)}{f^6 S_1(f) S_2(f)}$ [34, 41] and $\omega(f) = \Omega_{GW,PL}/\Omega_0 = (f/f_0)^{2/3}$. When the likelihood ratio $\mathcal{R} \simeq 1$, both GWs backgrounds ($\Omega_{GW,PT}$ and $\Omega_{GW,PL}$) could be hardly distinguished, while a fiducial GWs background could be identified only for a large value of \mathcal{R} . Thus for the full identifiability of the primordial PT GWs background, we must require $\ln \mathcal{R} > 1$.

The maximal log-likelihood ratio $\ln \mathcal{R}$ with respect to the parameters H_{inf*}/β and f_{peak} is plotted in Fig.4. We see that for LIGO O5, the region with $H_{inf*}/\beta \gtrsim 0.3$ and $f_{peak} \simeq 100Hz$ could lead to $\mathcal{R} \gg 1$, which corresponds to $\text{SNR} \gtrsim 3$ (see Fig.3), Note that the maximum of $\Omega_{GW,PT}$ is at $f_{cutoff} \simeq f_{peak}/(1.4\beta/H_{inf*})$, as mentioned. Thus $f_{cutoff} \simeq f_{peak}/4 \simeq 25Hz$ (for $H_{inf*}/\beta \simeq 0.3$), which is just the most sensitive band of LIGO. Thus if the parameter space ($f_{peak}, H_{inf*}/\beta$) of primordial PT GWs is that plotted in Fig.3, the Advanced LIGO at its design sensitivity would identify the corresponding signal.

However, if $H_{inf*}/\beta < 0.1$, we will have $\Omega_{GW,PT} \ll \Omega_{GW,PL}$ in the frequency band of LIGO, so that only the detectors (the Einstein Telescope [42], the Cosmic Explorer [43]) with higher sensitivity would possibly find the signal of the corresponding primordial PT GWs background. However, in this case the BBH foreground $\Omega_{GW,PL}$ must be subtracted accurately [44], which is a challenging issue, since the large uncertainty in the stellar BBH merger rate will inevitably affect the amplitude of BBH GWs foreground [11].

IV. CONCLUSION

It is well-known that the first-order PT will yield a stochastic GWs background with a log-like spectrum. However, we showed that when such a PT happened during inflation, the GWs spectrum brought by the PT will be reddened, which thus records the unique voiceprint

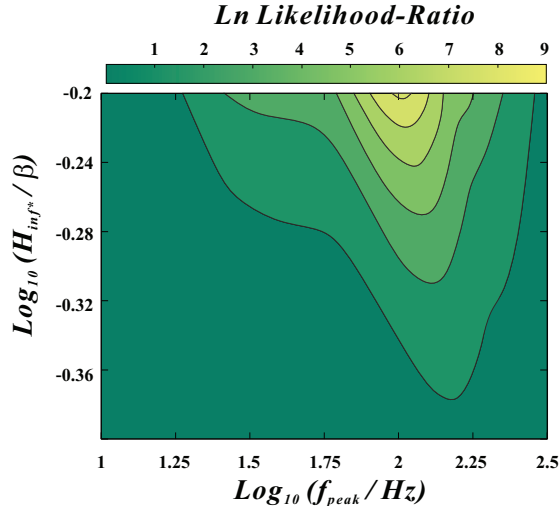


FIG. 4: Contour of the maximal log-likelihood ratio $\ln \mathcal{R}$ given in (16) with respect to the parameters H_{inf^*}/β and f_{peak}

(the reddening-imprint) of inflation. We estimated the abilities of Advanced LIGO and LISA to detect the corresponding signal. Our result suggests that the GWs detectors with higher sensitivity might consolidate our confidence that the inflation has ever occurred.

The first-order PT is ubiquitous in the early universe. Though our calculation is not sensitive to the details of model, the corresponding model, e.g. along the line in Refs.[15][16], is actually interesting for study. Rich phenomenology caused by the PT (during inflation), such as the primordial black holes [45][46], magnetic field, also need to be fully understood, which might be also observable.

Acknowledgments

This work is supported by NSFC, No.11575188, 11690021, and also supported by the Strategic Priority Research Program of CAS, No.XDB23010100. YC would like to thank Burt Ovrut and Rehan Deen for hospitalities during his visit at Penn. YC is supported in part by the UCAS Joint PhD Training Program.

[1] A. H. Guth, Phys. Rev. D **23**, 347 (1981).

[2] A. D. Linde, Phys. Lett. **108B**, 389 (1982).

- [3] A. Albrecht and P. J. Steinhardt, Phys. Rev. Lett. **48**, 1220 (1982).
- [4] A. A. Starobinsky, Phys. Lett. **91B**, 99 (1980).
- [5] P. D. Lasky *et al.*, Phys. Rev. X **6**, 1, 011035 (2016) [arXiv:1511.05994 [astro-ph.CO]].
- [6] Y. T. Wang, Y. Cai, Z. G. Liu and Y. S. Piao, JCAP **1701**, 01, 010 (2017) [arXiv:1612.05088 [astro-ph.CO]].
- [7] M. Kamionkowski, A. Kosowsky and A. Stebbins, Phys. Rev. D **55**, 7368 (1997) [astro-ph/9611125].
- [8] M. Kamionkowski, A. Kosowsky and A. Stebbins, Phys. Rev. Lett. **78**, 2058 (1997) [astro-ph/9609132].
- [9] P. A. R. Ade *et al.* [BICEP2 and Keck Array Collaborations], Phys. Rev. Lett. **116**, 031302 (2016) [arXiv:1510.09217 [astro-ph.CO]].
- [10] B. P. Abbott *et al.* [LIGO Scientific and Virgo Collaborations], Phys. Rev. Lett. **116**, 6, 061102 (2016) [arXiv:1602.03837 [gr-qc]].
- [11] B. P. Abbott *et al.* [LIGO Scientific and Virgo Collaborations], Phys. Rev. Lett. **116**, 13, 131102 (2016) [arXiv:1602.03847 [gr-qc]].
- [12] M. C. Guzzetti, N. Bartolo, M. Liguori and S. Matarrese, Riv. Nuovo Cim. **39**, 9, 399 (2016) [arXiv:1605.01615 [astro-ph.CO]].
- [13] N. Bartolo *et al.*, JCAP **1612**, 12, 026 (2016) [arXiv:1610.06481 [astro-ph.CO]].
- [14] D. La and P. J. Steinhardt, Phys. Rev. Lett. **62**, 376 (1989) Erratum: [Phys. Rev. Lett. **62**, 1066 (1989)].
- [15] A. D. Linde, Phys. Lett. B **249**, 18 (1990).
- [16] F. C. Adams and K. Freese, Phys. Rev. D **43**, 353 (1991) [hep-ph/0504135].
- [17] M. Cortes and A. R. Liddle, Phys. Rev. D **80**, 083524 (2009) [arXiv:0905.0289 [astro-ph.CO]].
- [18] A. Lopez and K. Freese, JCAP **1501**, 01, 037 (2015) [arXiv:1305.5855 [astro-ph.HE]].
- [19] A. Ashoorioon, Phys. Lett. B **747**, 446 (2015) [arXiv:1502.00556 [astro-ph.CO]].
- [20] K. Freese and D. Spolyar, JCAP **0507**, 007 (2005) [hep-ph/0412145].
- [21] K. Freese, J. T. Liu and D. Spolyar, Phys. Rev. D **72**, 123521 (2005) [hep-ph/0502177].
- [22] A. Ashoorioon, K. Freese and J. T. Liu, Phys. Rev. D **79**, 067302 (2009) [arXiv:0810.0228 [hep-ph]].
- [23] M. S. Turner, E. J. Weinberg and L. M. Widrow, Phys. Rev. D **46**, 2384 (1992).
- [24] A. Kosowsky, M. S. Turner and R. Watkins, Phys. Rev. D **45**, 4514 (1992).

- [25] C. Caprini, R. Durrer and G. Servant, Phys. Rev. D **77**, 124015 (2008) [arXiv:0711.2593 [astro-ph]].
- [26] S. J. Huber and T. Konstandin, JCAP **0809**, 022 (2008) [arXiv:0806.1828 [hep-ph]].
- [27] Y. Cai, Y. T. Wang and Y. S. Piao, Phys. Rev. D **93**, 6, 063005 (2016) [arXiv:1510.08716 [astro-ph.CO]].
- [28] Y. Cai, Y. T. Wang and Y. S. Piao, Phys. Rev. D **94**, 4, 043002 (2016) [arXiv:1602.05431 [astro-ph.CO]].
- [29] L. A. Boyle and P. J. Steinhardt, Phys. Rev. D **77**, 063504 (2008) [astro-ph/0512014].
- [30] R. Watkins and L. M. Widrow, Nucl. Phys. B **374**, 446 (1992).
- [31] E. W. Kolb and A. Riotto, Phys. Rev. D **55**, 3313 (1997) [astro-ph/9602095].
- [32] J. Zhang and Y. S. Piao, Phys. Rev. D **82**, 043507 (2010) [arXiv:1004.2333 [hep-th]].
- [33] E. Thrane and J. D. Romano, Phys. Rev. D **88**, 12, 124032 (2013) [arXiv:1310.5300 [astro-ph.IM]].
- [34] B. Allen and J. D. Romano, Phys. Rev. D **59**, 102001 (1999) [gr-qc/9710117].
- [35] N. J. Cornish and S. L. Larson, Class. Quant. Grav. **18**, 3473 (2001) [gr-qc/0103075].
- [36] M. S. Turner, M. J. White and J. E. Lidsey, Phys. Rev. D **48**, 4613 (1993) [astro-ph/9306029].
- [37] W. Zhao and Y. Zhang, Phys. Rev. D **74**, 043503 (2006) [astro-ph/0604458].
- [38] S. Kuroyanagi, T. Takahashi and S. Yokoyama, JCAP **1502**, 003 (2015) [arXiv:1407.4785 [astro-ph.CO]].
- [39] B. P. Abbott *et al.* [LIGO Scientific and Virgo Collaborations], arXiv:1710.05837 [gr-qc].
- [40] T. Callister, L. Sammut, S. Qiu, I. Mandel and E. Thrane, Phys. Rev. X **6**, 3, 031018 (2016) [arXiv:1604.02513 [gr-qc]].
- [41] V. Mandic, E. Thrane, S. Giampanis and T. Regimbau, Phys. Rev. Lett. **109**, 171102 (2012) [arXiv:1209.3847 [astro-ph.CO]].
- [42] S. Hild, S. Chelkowski, A. Freise, J. Franc, N. Morgado, R. Flaminio and R. DeSalvo, Class. Quant. Grav. **27**, 015003 (2010) [arXiv:0906.2655 [gr-qc]].
- [43] B. P. Abbott *et al.* [LIGO Scientific Collaboration], Class. Quant. Grav. **34**, 4, 044001 (2017) [arXiv:1607.08697 [astro-ph.IM]].
- [44] T. Regimbau, M. Evans, N. Christensen, E. Katsavounidis, B. Sathyaprakash and S. Vitale, Phys. Rev. Lett. **118**, 15, 151105 (2017) [arXiv:1611.08943 [astro-ph.CO]].
- [45] H. Kodama, M. Sasaki, K. Sato and K. i. Maeda, Prog. Theor. Phys. **66**, 2052 (1981).

[46] J. Garriga, A. Vilenkin and J. Zhang, *JCAP* **1602**, 02, 064 (2016) [arXiv:1512.01819 [hep-th]].