

# Time-domain Astronomy with the GMRT: uGMRT to eGMRT

Jayanta Roy<sup>1</sup>

<sup>1</sup>NCRA-TIFR, Pune University Campus,  
Pune 411007, India  
email: jroy@ncra.tifr.res.in

**Abstract.** The upgraded GMRT (uGMRT) with its unprecedented sensitivity and high figure of merit, is expected to result in the discovery of a large population of pulsars including pulsars of previously unknown type. In the phase-2 of the GMRT High Resolution Southern Sky (GHRSS) survey with the uGMRT we will reach 1/4th of sensitivity of the SKA Phase-1. In this paper we highlight the salient features of the survey of pulsars and fast transients with the uGMRT highlighting its discovery potential. The extended GMRT (eGMRT) equipped with wide field-of-view, increased collecting area will have unprecedented sensitivity in time-domain astronomy, reaching close to SKA-Phase1. Many fold increase in the number of elements, increase in the baseline length and addition of phased array feed will make eGMRT an excellent instrument for the survey of pulsars and transients with a promise of detecting large variety of pulsars and fast radio bursts.

**Keywords.** (stars:) pulsars: general, surveys, instrumentation: interferometers, techniques: miscellaneous

---

## 1. Introduction

Inspite of persistent efforts for last five decades, present known population of pulsar is only 5% or less of the total Galactic population of pulsars (estimates of Galactic population ranges from 40,000 to 90,000 objects, e.g. Lorimer 2008), indicating that a vast majority of pulsars are waiting to be discovered. In addition to the regular radio emission from pulsars, millisecond transient bursts, called Fast Radio Bursts (FRBs; Lorimer et al. 2007, Thornton et al. 2013) are observed at the locations of dynamic events, making them useful probes for extreme matter states. Possible extragalactic origin allows these bursts to be used for determination of baryon content of the intergalactic medium.

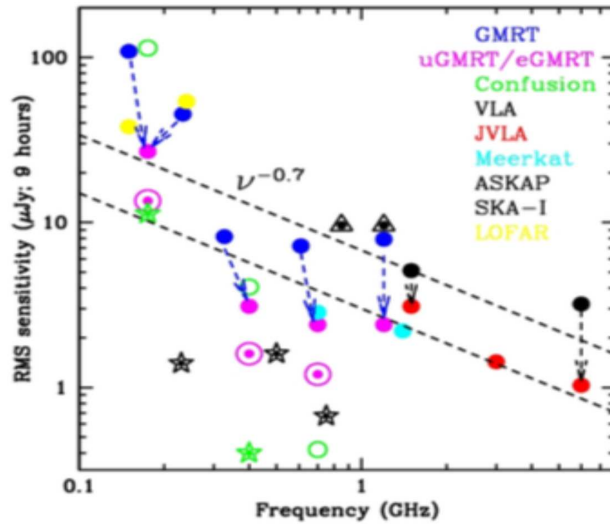
Because of steep spectral nature of the pulsars, lower frequencies are better choice for searching the fainter pulsars away from the Galactic plane. Beside the GBT and the LOFAR, the Giant Metrewave Radio Telescope (GMRT) is another telescope having sensitive low frequency (< 600 MHz) observing facility. In addition, the lower frequency surveys are also benefited from larger field-of-views. Motivated by these and with the aid of high time-frequency resolution, reduced quantised noise software backend (GSB; Roy et al. 2010), we started GMRT High Resolution Southern Sky (GHRSS; Bhattacharyya et al. 2016) survey for pulsars and transients at 322 MHz for a target sky which is not being searched at frequencies below 1.4 GHz for last two decades. In phase-1 of the survey completing 1800 deg<sup>2</sup> sky coverage, we have discovered 13 new pulsars (Bhattacharyya 2017), which is a very encouraging pulsar-per-deg<sup>2</sup> discovery rate.

GMRT is currently undergoing a major upgrade to increase instantaneous bandwidth as well as to improve the receiver systems for better  $G/T_{sys}$ . For example, the fractional bandwidth for 322 MHz system is increased by 5-times resulting in a 2–3-times increase

of the sensitivity. This new upgrade (called uGMRT; Gupta et al. 2017) brings a quantum leap in the survey sensitivity for pulsars and FRBs at low and mid frequencies. In Figure 1, a full synthesis continuum sensitivity of the GMRT (along with uGMRT) is compared with the other telescopes in operation/building/design. Two dashed lines at a slope of  $-0.7$  (typical spectral index for extra-galactic sources) represent the VLA and JVLA sensitivities indicating that low and mid frequency sensitivity of the uGMRT are comparable to the high frequency sensitivity of the JVLA. Moreover, uGMRT is one of the most sensitive facility at these frequencies in the pre-SKA era.

## 2. Pulsar survey with uGMRT: GHRSS Phase-2

Pulsar surveys are sensitivity limited, hence the design of more sensitive instruments promises higher discovery rate. With the aid uGMRT, in the GHRSS Phase-2 (300 – 500 MHz) at least 2-times improvement in sensitivity compared to Phase-1 is expected to be achieved. This is important as we start to probe the lower range of the pulsar luminosity distribution. Understanding the shape of this distribution will be vital for understanding how many pulsars the SKA will find. Figure 2 compares estimated theoretical sensitivity of the GHRSS survey Phase-2 (with 200 MHz bandwidth) with Phase-1 (with 32 MHz bandwidth) and other surveys. The sensitivity estimations are at 322 MHz for  $5\sigma$  detection with 10% duty cycle in cold sky. The flux densities are scaled using  $-1.4$  spectral index to derive the corresponding 322 MHz values. This illustrates that GHRSS survey is the most sensitive survey in the GBNCC complementary sky. For the Phase-2 of the GHRSS survey we calculate a theoretical survey sensitivity of  $\sim 0.25$  mJy at 400 MHz (considering the radiometer equation) for a  $5\sigma$  detection for 10% duty cycle, with the GMRT incoherent array of gain 2.5 K/Jy for 200 MHz bandwidth and considering a system temperature of 106 K. We also calculate a sensitivity of 0.5 Jy for a  $10\sigma$  detection limit for 5 ms transient millisecond bursts, considering weak scattering (Thornton



**Figure 1.** A full synthesis continuum sensitivity of the GMRT (along with uGMRT, marked in solid circle at the tip of the arrows) in comparison with the other telescopes in operation/building/design. This illustrates that uGMRT is one of the most sensitive telescope up to 1 GHz till SKA-Phase1 (marked in asterisks). Figure courtesy: Nissim Kanekar

**Table 1.** Survey parameters of the GHRSS Phase-2 survey

Galactic region	$ b  > 5\text{deg}$
Declination	$\text{Dec} > -54\text{deg}, \text{Dec} < -40\text{deg}$
Integration time	600 s
Sampling time	81 $\mu\text{s}$
Bandwidth	200 MHz
Number of channels	4096
Frequency Resolution	48 kHz
Data rate	50 MB/s
Pulsar Sensitivity	0.2 mJy at $5\sigma$
Single pulse Sensitivity	0.5 Jy at $10\sigma$ for 5 ms
Single pulse fluence	1 Jy-ms
Data/pointing	30 GB
survey area	1500 $\text{deg}^2$
Predicted discovery <sup>1</sup> pulsar	40 PSRs and 10 MSPs
Predicted discovery <sup>2</sup> FRB	$4^{+3}_{-2}$

Notes:

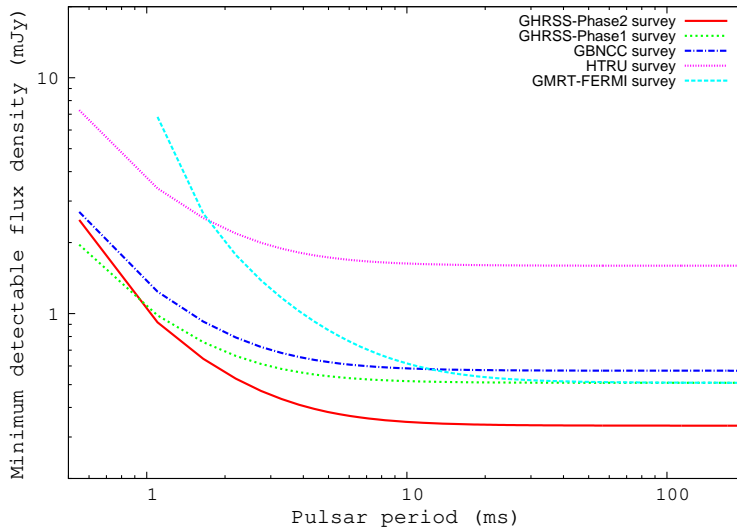
<sup>1</sup> PsrPopPy (Bates et al. 2014)

<sup>2</sup> Champion et al. (2016)

et al. 2013). The survey parameters for GHRSS Phase-2 and predicted discoveries are presented in Table 1.

### 3. The eGMRT

The uGMRT already brings seamless frequency coverage with 2–3 times improvements in sensitivity. In order to increase the collecting area of the GMRT at least by factor of 2, the design study for the expansion of GMRT (called eGMRT; Patra et al. in preparation) are now being carried out. The eGMRT with 30 new antennas in short and mid base-lines along with 30 existing antennas, gives an unprecedented sensitivity at low-frequency comparable to SKA Phase-1. This can be seen in Figure 1, where the predicted sensitivities for the eGMRT are marked in magenta encircling dots. The eGMRT equipped

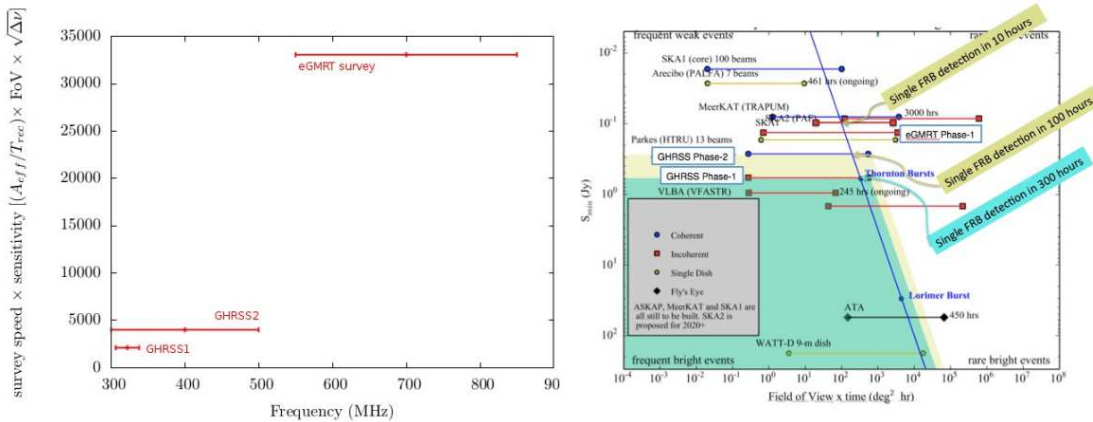


**Figure 2.** Estimated sensitivity of the GHRSS survey Phase 1 (green dotted line), Phase 2 (with uGMRT; red solid line), Fermi-directed search with the GMRT (cyan dashed line), GBNCC (blue dashed-dot line) and the HTRU survey (magenta dotted line).

with 30 beams phased array feed (PAF) for each antenna, resulting in an order of magnitude increase of the field-of-view, can be an excellent survey instrument for pulsars and transients. A survey metric for pulsars moving from GHRSS Phase-1 to GHRSS Phase-2 with uGMRT to eGMRT Phase-1 (possibly with 60 antennas each with PAF at 550–850 MHz band) are showing in Figure 3 (left panel). Survey speed weighted by instantaneous sensitivity experiences a factor of 2 improvement in the GHRSS Phase-2, which will be enhanced by 7–8 times with the eGMRT. The prospect of detecting FRBs are illustrated in Figure 3 (right panel). The occupancy in single-pulse search space for GHRSS Phase-1 and Phase-2 are marked by green and yellow regions. GHRSS Phase-1 sensitivity is crossing the single FRB detection threshold (guided by Lorimer and Thornton bursts ignoring frequency dependent scattering and spectral steepening) in 300 hours of observing time, which reduces to 100 hours for Phase-2. For survey with eGMRT Phase-1, in every 10 hours, one FRB could possibly be detected. Thus, moving from GHRSS Phase-1 to eGMRT, stepping through GHRSS Phase-2 with uGMRT, provides an excellent pathways to bring renaissance in the field of time-domain processing.

## References

- Bates, S. et al. 2014, *MNRAS*, 439, 2893  
 Bhattacharyya, B. et al. 2016, *ApJ*, 817, 130  
 Bhattacharyya, B. 2017, *Pulsar Astrophysics - The Next 50 Years Proceedings IAU Symposium*, 337  
 Champion, D.J. et al. 2016, *MNRAS*, 460, 30  
 Gupta, Y. et al. 2017, *Current Science*, 113, 4  
 Lorimer, D.R. et al. 2007, *Science*, 318, 777  
 Lorimer, D.R. 2008, *LRR*, 11, 8  
 Roy, J. et al. 2010, *Exp*, 28, 55  
 Thornton, D. et al. 2013, *Science*, 341, 53



**Figure 3.** Prospect of time-domain survey with GMRT. Left panel is pulsar survey metric for GHRSS survey Phase-1, Phase-2 and eGMRT survey. Right panel is FRB detection capability for GHRSS Phase-1, Phase-2 and eGMRT survey. Original figure courtesy: T. Colegate.