

KP THEORY, PLABIC NETWORKS IN THE DISK AND RATIONAL DEGENERATIONS OF \mathfrak{M} -CURVES

SIMONETTA ABENDA AND PETR G. GRINEVICH

This research has been partially supported by GNFM-INDAM and RFO University of Bologna, by the Russian Foundation for Basic Research, grant 17-01-00366, by the program “Fundamental problems of nonlinear dynamics”, Presidium of RAS. Partially this research was fulfilled during the visit of the second author (P.G.) to IHES, Universit Paris-Saclay, France in November 2017.

ABSTRACT. In this paper we extend and complete the program started in [3, 5] of connecting totally non-negative Grassmannians to the reality problem in KP finite-gap theory via the assignment of real regular divisors on rational degenerations of \mathbb{M} -curves for the class of real regular multi-line soliton solutions of Kadomtsev-Petviashvili II (KP) equation whose asymptotic behavior in space-time has been combinatorially characterized in a series of papers by S. Chakravarthy, Y. Kodama and L. Williams [14, 37, 38].

At this aim, we use the planar bicolored trivalent networks in the disk which were introduced by A. Postnikov [57] to parametrize positroid cells in totally nonnegative Grassmannians $Gr^{\text{TNN}}(k, n)$. In our construction the boundary of the disk corresponds to the rational curve associated to the soliton data in the direct spectral problem, and the bicolored graph is the dual of a reducible curve Γ which is the rational degeneration of a regular \mathbb{M} -curve whose genus g equals the number of faces of the network diminished by one.

We then assign systems of edge vectors to such networks. The system of relations satisfied by these vectors has maximal rank and may be reformulated in the form of edge signatures as proposed by T. Lam [46]. Adapting remarkable results by A. Postnikov [57] and K. Talaska [65] to our setting, we prove that the components of the edge vectors are rational in the edge weights with subtraction free denominators and provide their explicit expressions in terms of conservative and edge flows.

The edge vectors rule the value of the KP wave function at the double points of Γ , whereas the signatures at the vertices rule the position of the divisor points in the ovals. In particular, we provide a combinatorial proof that the degree g divisor satisfies the conditions settled in B. Dubrovin and S. Natanzon [20] for real finite-gap solutions, *i.e.* there is exactly one divisor point in each finite oval and no divisor point in the oval containing the essential singularity of the wave function. The divisor points may be explicitly computed using the linear relations satisfied by the wave function at the internal vertices of the chosen network.

Finally we explain the role of moves and reductions in the transformation of both the curve and the divisor for given soliton data, and we apply our construction to some examples.

2010 MSC. 37K40; 37K20, 14H50, 14H70.

KEYWORDS. Total positivity, KP hierarchy, real solitons, \mathbb{M} -curves, Le-diagrams, planar bicolored networks in the disk, Baker-Akhiezer function.

CONTENTS

1. Introduction	4
2. KP multi-line solitons in the Sato Grassmannian and in finite-gap theory	13
3. Algebraic-geometric approach for irreducible KP soliton data in $Gr^{\text{TNN}}(k, n)$	19

3.1.	The reducible rational curve $\Gamma = \Gamma(\mathcal{G})$	20
3.2.	The KP divisor on $\Gamma(\mathcal{G})$ for the soliton data $(\mathcal{K}, [A])$	25
4.	Systems of vectors on PBDTP networks	32
4.1.	Construction of systems of edge vectors and their basic properties	34
4.2.	Edge-loop erased walks, conservative and edge flows	37
4.3.	Rational representation of the components of E_e	39
4.4.	The linear system on $(\mathcal{N}, \mathcal{O}, \mathfrak{l})$	42
4.5.	The dependence of E_e on the gauge ray direction \mathfrak{l}	45
4.6.	The dependence of E_e on the orientation of the graph	46
4.7.	The dependence of the edge vectors on the weight and the vertex gauges freedom	51
4.8.	Null edge vectors	53
5.	Construction of the KP divisor on $\Gamma(\mathcal{G})$	56
5.1.	The modified network \mathcal{N}'	59
5.2.	The vacuum and the dressed edge wave functions	62
5.3.	The vacuum wave function $\hat{\phi}_I$ on Γ	71
5.4.	The construction of the KP wave function $\hat{\psi}$ and of the KP divisor $\mathcal{D}_{\text{KP}, \Gamma}$ on Γ .	73
5.5.	Global parametrization of positroid cells via KP divisors: the case $Gr^{TP}(1, 3)$	77
5.6.	Construction of the divisor in the case of null edge vectors	79
6.	Combinatorial characterization of the regularity of $\mathcal{D}_{\text{KP}, \Gamma}$	81
6.1.	The position of the divisor points in the ovals	84
7.	Signatures of edges and total non-negativity	91
8.	Effect of moves and reductions on curves, edge vectors and divisors	99
8.1.	(M1) The square move	100
8.2.	(M2) The unicolored edge contraction/uncontraction	102
8.3.	(M3) The middle edge insertion/removal	106
8.4.	(R1) The parallel edge reduction	106
8.5.	(R2) the dipole reduction	108
8.6.	(R3) The leaf reduction	108
9.	Plane curves and divisors for soliton data in $\mathcal{S}_{34}^{\text{TNN}} \subset Gr^{\text{TNN}}(2, 4)$	109
9.1.	Spectral curves for the reduced Le-network and their desingularizations	110
9.2.	The KP divisor on $\Gamma_{T, \text{red}}$	112
9.3.	The effect of Postnikov moves and reductions on the KP divisor	112

10. Effect of the square move on the KP divisor for soliton data in $Gr^{\text{TP}}(2, 4)$	114
Appendix A. Consistency of the system \hat{E}_e at internal vertices	117
A.1. Proof of Lemmas 4.6.2 and 4.6.3 at internal vertices not belonging to \mathcal{P}_0 or to \mathcal{Q}_0	118
A.2. Proof of Lemmas 4.6.2 and 4.6.3 at internal vertices belonging to \mathcal{P}_0 or to \mathcal{Q}_0	120
References	124

1. INTRODUCTION

Totally non-negative Grassmannians $Gr^{\text{TNN}}(k, n)$ historically first appeared as a special case of the generalization to reductive Lie groups by Lusztig [48, 49] of the classical notion of total positivity [27, 28, 62, 36]. As for classical total positivity, $Gr^{\text{TNN}}(k, n)$ naturally arise in relevant problems in different areas of mathematics and physics. The combinatorial objects introduced by Postnikov [57], see also [60], to characterize $Gr^{\text{TNN}}(k, n)$ have been linked to cluster algebras in [63, 56]. In particular the plabic (planar bicolored) graphs introduced in [57] have appeared in many contexts, such as the topological classification of real forms for isolated singularities of plane curves [23], they are on-shell diagrams (twistor diagrams) in scattering amplitudes in $N = 4$ supersymmetric Yang–Mills theory [7, 8, 10] and have a statistical mechanical interpretation as dimer models in the disk [45]. Totally non-negative Grassmannians naturally appear in many other areas, including the theory of Josephson junctions [13], statistical mechanical models such as the asymmetric exclusion process [15]. In particular, the deep connection of the combinatorial structure of $Gr^{\text{TNN}}(k, n)$ with KP real soliton theory was unveiled in a series of papers by Chakravarthy, Kodama and Williams (see [14, 37, 38] and references therein). In [37] it was proven that multi-line soliton solutions of the Kadomtsev-Petviashvili 2 (KP) equation are real and regular in space–time if and only if their soliton data correspond to points in the irreducible part of totally non-negative Grassmannians, whereas the combinatorial structure of the latter was used in [14, 38] to classify the asymptotic behavior in space-time of such solutions.

In [3, 5] we started to investigate a connection of different nature between this family of KP solutions and total positivity in the framework of the finite-gap approach, using the fact that any such solution may also be interpreted as a potential in a degenerate spectral problem for the KP hierarchy.

Before continuing, let us briefly recall that the finite-gap approach to soliton systems was first suggested by Novikov [55] for the Korteweg-de Vries equation, and extended to the 2+1 KP

equation by Krichever in [39, 40], where it was shown that finite-gap KP solutions correspond to non special divisors on arbitrary algebraic curves. Dubrovin and Natanzon [20] then proved that real regular KP finite gap solutions correspond to divisors on smooth M-curves satisfying natural reality and regularity conditions. In [42] Krichever developed, in particular, the direct scattering transform for the real regular parabolic operators associated with KP and proved that the corresponding spectral curves are always M -curves. In [41, 44] finite gap theory was extended to reducible curves in the case of degenerate solutions. Applications of singular curves to the finite-gap integration are reviewed in [64].

In our setting the degenerate solutions are the real regular multiline KP solitons studied in [12, 14, 37, 38]: the real regular KP soliton data correspond to a well defined reduction of the Sato Grassmannian [61], and they are parametrized by pairs $(\mathcal{K}, [A])$, i.e. n ordered phases $\mathcal{K} = \{\kappa_1 < \kappa_2 < \dots < \kappa_n\}$ and a point in an irreducible positroid cell $[A] \in \mathcal{S}_{\mathcal{M}}^{\text{TNN}} \subset Gr^{\text{TNN}}(k, n)$. We recall that the irreducible part of $Gr^{\text{TNN}}(k, n)$ is the natural setting for the minimal parametrization of such solitons [14, 38].

Following [50], to the soliton data $(\mathcal{K}, [A])$ there is associated a rational spectral curve Γ_0 (Sato component), with a marked point P_0 (essential singularity of the wave function), and k simple real poles $\mathcal{D}_{S, \Gamma_0} = \{\gamma_{S, r}, r \in [k]\}$, such that $\gamma_{S, r} \in [\kappa_1, \kappa_n]$ (Sato divisor). However, due to a mismatch between the dimension of $Gr^{\text{TNN}}(k, n)$ and that of the variety of Sato divisors, generically the Sato divisor is not sufficient to determine the corresponding KP solution.

In [3, 5] we proposed a completion of the Sato algebraic–geometric data based on the degenerate finite gap theory of [41] and constructed divisors on reducible curves for the real regular multiline KP solitons. In our setting, the data $(\Gamma, P_0, \mathcal{D})$, where Γ is a reducible curve with a marked point P_0 , and $\mathcal{D} \subset \Gamma$ is a divisor, correspond to the soliton data $(\mathcal{K}, [A])$ if

- (1) Γ contains Γ_0 as a rational component and $\mathcal{D}_{S, \Gamma_0}$ coincides with the restriction of \mathcal{D} to Γ_0 . We assume here that different rational components of Γ are connected at double points;
- (2) The data $(\Gamma, P_0, \mathcal{D})$ uniquely define the wave function $\hat{\psi}$ as a meromorphic function on $\Gamma \setminus P_0$ with divisor \mathcal{D} , having an essential singularity at P_0 . Moreover, at double points the values of the wave function coincide on both components for all times.

In degenerate cases, the construction of the components of the curve and of the divisor is obviously not unique and, as pointed out by S.P. Novikov, an untrivial question is whether **real regular**

soliton solutions can be obtained as rational degenerations of **real regular** finite-gap solutions. In the case of the real regular KP multisolitons this imposes the following additional requirements:

- (1) Γ is the rational degeneration of an M-curve;
- (2) The divisor is contained in the union of the ovals.

In [3] we provided an optimal answer to the above problem for the real regular soliton data in the totally positive part of the Grassmannian, $Gr^{TP}(k, n)$. We proved that Γ_0 is a component of a reducible curve $\Gamma(\xi)$ arising as a rational degeneration of some smooth M-curve of genus equal to the dimension of the positive Grassmannian, $k(n - k)$. We also proved that this class of real regular KP multisoliton solutions may be obtained from real regular finite-gap KP solutions, since soliton data in $Gr^{TP}(k, n)$ can be parametrized by real regular divisors on $\Gamma(\xi)$, *i.e.* one divisor point in each oval of $\Gamma(\xi)$ but the one containing the essential singularity of the wave function. In [3], we used classical total positivity for the algebraic part of the construction and computed explicitly the divisor positions in the ovals at leading order in ξ .

In [5] we extended the construction of [3] to the whole totally non-negative Grassmannian $Gr^{TNN}(k, n)$. Moreover, we made explicit the relation between the degenerate spectral problem associated to such family of solutions and the stratification of $Gr^{TNN}(k, n)$, by proving that the Le-graph associated to the soliton data [A] is the dual graph of the corresponding reducible spectral curve, and that the linear relations at the vertices of the Le-network uniquely identify the divisor satisfying the reality and regularity conditions established in [20]. Again our approach was constructive and in [4] we applied it to obtain real regular finite gap solutions parametrized by real regular non special divisors on a genus 4 M-curve obtained from the desingularization of spectral problem for the soliton solutions in $Gr^{TP}(2, 4)$.

In [5], we used the canonical acyclic orientation on the Le-graph to prove that any real regular KP multi-line soliton solution can be obtained as a degeneration of a real regular finite-gap solution of the same equation. Therefore the question of the invariance of the construction with respect to changes of orientation and to the several gauge freedoms in the construction was open. Moreover, any positroid cell in a totally non-negative Grassmannian is represented by an equivalence class of plabic graphs in the disc with respect to a well-defined set of moves and reductions [57]. Therefore another set of natural questions left open in [5] was how to associate a curve and a divisor to each plabic network in the disk and to explain the transformation of such algebraic geometric data with respect to Postnikov moves and reductions.

In this paper we answer positively all such questions under some genericity assumptions and we implement an algebraic construction of systems of edge vectors on plabic networks which we think is of more general interest than the present application to KP finite gap theory. Indeed, our construction gives a sufficient set of rules to glue any given positroid cell $\mathcal{S}_{\mathcal{M}}^{\text{TNN}}$ out of the little positive Grassmannians $Gr^{TP}(1, 3)$ and $Gr^{TP}(2, 3)$, represented by the trivalent white and black vertices of its graph, in the framework of KP theory. This gluing problem has been originally set up in theoretical physics [7, 8] and is equivalent to subdividing polytopes into smaller polytopes (see [58] and references therein). In particular, our approach provides sufficient conditions to the formulation in Lam [46] of the problem of assigning signatures to edges of plabic graphs to characterize the totally non-negative part in the space of relations, and looks compatible with the binary codification of total non-negativity in [9].

Below we outline the construction and the main results of this paper.

Main results. Let the soliton data $(\mathcal{K}, [A])$ be fixed, with $[A] \in \mathcal{S}_{\mathcal{M}}^{\text{TNN}} \subset Gr^{\text{TNN}}(k, n)$ and $\mathcal{S}_{\mathcal{M}}^{\text{TNN}}$ an irreducible positroid cell of dimension $|D|$, and let \mathcal{G} be a planar bicolored directed trivalent perfect (PBDTP) graph in the disk representing $\mathcal{S}_{\mathcal{M}}^{\text{TNN}}$ (Definition 3.1.1). In our setting boundary vertices are all univalent, internal sources or sinks are not allowed, internal vertices may be either bivalent or trivalent and \mathcal{G} may be either reducible or irreducible in Postnikov sense [57]. \mathcal{G} has $g + 1$ faces where $g = |D|$ if the graph is reduced, otherwise $g > |D|$.

The construction of the curve Γ (Section 3.1) is analogous to that in [5] where we treated the case of Le-graphs. \mathcal{G} is the dual graph of a reducible curve Γ which is the connected union of rational components: the boundary of the disk and all internal vertices of \mathcal{G} are copies of \mathbb{CP}^1 , the edges represent the double points where two such components are glued to each other and the faces are the ovals of the real part of the resulting reducible curve. We identify the boundary of the disk with the Sato component Γ_0 , and the n boundary vertices b_1, \dots, b_n counted clockwise correspond to the ordered marked points, $\mathcal{K} = \{\kappa_1 < \kappa_2 < \dots < \kappa_n\}$. It is easy to check that Γ is a rational reduction of a smooth genus g M-curve.

Then, we fix an orientation \mathcal{O} on \mathcal{G} and assign positive weights to the edges so that the resulting oriented network $(\mathcal{N}, \mathcal{O})$ represents $[A]$. \mathcal{O} induces natural coordinates on each component of Γ associated to a vertex (see Definition 3.2.1). On \mathcal{N} we also fix a reference direction \mathfrak{l} (gauge ray direction, see Definition 4.0.1) to measure the winding and count the number of boundary sources encountered along a walk starting at an internal edge and reaching the boundary of the disk.

In Section 4.1, for any given edge e in $(\mathcal{N}, \mathcal{O}, \mathfrak{l})$, we consider all directed walks from e to the boundary and to each such walk we assign three numbers: weight, winding and number of intersections with gauge rays starting at boundary sources. Then the j -th component of the edge vector E_e is just the (finite or infinite) sum of such signed contributions over all directed walks from e to the boundary vertex b_j . Adapting remarkable results in [57, 65] to our setting, in Theorem 4.3.1 we prove that all components of such edge vectors are rational expressions in the edge weights with subtraction free denominators and we provide their explicit expressions in terms of the conservative and the edge flows defined in Section 4.2. Moreover, we prove that the linear system at internal vertices satisfied by edge vectors has maximal rank for any given boundary conditions at the boundary sinks (Theorem 4.4.2). The linear system has a purely geometrical interpretation: on each $(\mathcal{G}, \mathcal{O}, \mathfrak{l})$ it induces a unique assignment of signatures to pair of half edges at internal vertices (Section 7). We also provide explicit formulas for the dependence of the edge vectors on the orientation and the weight, vertex and ray direction gauge freedoms of planar networks (Sections 4.5, 4.6 and 4.7). Finally we explain the dependence of edge vectors on Postnikov's moves and reductions (Section 8).

If \mathcal{G} is reducible ($g > \dim(\mathcal{S}_{\mathcal{M}}^{\text{TNN}})$), null edge vectors may appear in the solution to the linear system even if there do exist paths starting at the given edge and reaching the boundary (Section 4.8). In this case the Postnikov map is surjective, but not injective, therefore there is an extra freedom in the assignment of the edge weights, which we call the unreduced graph gauge freedom (Remark 3.2.2). We conjecture that, using such extra gauge freedom, it is possible to choose weights on reducible graphs so that all edge vectors are not null (Conjecture 4.8.1). Since both the meromorphic extension of the wave function and the construction of the divisor require extra care in the case of null edge vectors (see Section 5.6), we postpone technical details concerning this case to a future publication.

For the construction of the wave function and the divisor, we assume that the network \mathcal{N} of graph \mathcal{G} representing $[A]$ does not possess null vectors. We then construct a dressed edge wave function $\Psi(\vec{t})$ on the network using the edge vectors (Construction 5.2.1) and we assign a real number γ_V to each trivalent white vertex V (Definition 5.2.3). The normalized edge wave function $\hat{\Psi}(\vec{t}) = \frac{\Psi(\vec{t})}{\Psi(\vec{t}_0)}$ coincides with Sato wave function at the edges at the boundary of the disk and is independent on the orientation and on the ray direction, weight and vertex gauges of the network (Proposition 5.2.3). Therefore it is fully justified to choose $\hat{\Psi}$ to rule the value of the KP wave function at the double points of Γ .

In Section 5.4 we use the normalized dressed edge wave function to rule the value of the wave function at the double points and then extend it to Γ as follows. Let Γ_V be the component in Γ corresponding to the internal vertex V . Since $\hat{\Psi}$ takes the same value at all edges at any given bivalent or black trivalent vertex V , on Γ_V we extend it to a regular function $\hat{\psi}(P, \vec{t})$ independent on the spectral parameter P . On the contrary, $\hat{\Psi}(\vec{t})$ generically takes distinct values at the edges at a trivalent white vertex V ; then we extend it to a degree one meromorphic function $\hat{\psi}(P, \vec{t})$, $P \in \Gamma_V$ such that its pole P_V has coordinate γ_V . In particular, the condition that the wave function takes the same value at each fixed pair of double points for all times is automatically satisfied.

The KP divisor on Γ is then $\mathcal{D}_{\text{KP}, \Gamma} = \mathcal{D}_{\text{S}, \Gamma_0} \cup \{P_V, V \text{ white trivalent vertex in } \mathcal{G}\}$, where $\mathcal{D}_{\text{S}, \Gamma_0}$ is the Sato divisor. Since the number of trivalent white vertices of a PBDTP graph is $g - k$, $\mathcal{D}_{\text{KP}, \Gamma}$ has degree g and by construction it is contained in the union of the ovals of Γ . $\hat{\psi}(P, \vec{t})$ is the unique meromorphic function on $\Gamma \setminus \{P_0\}$ and divisor $\mathcal{D}_{\text{KP}, \Gamma}$, that is $(\hat{\psi}(\cdot, \vec{t})) + \mathcal{D}_{\text{KP}, \Gamma} \geq 0$, for all \vec{t} , therefore $\hat{\psi}$ is the wave function on Γ for the soliton data $(\mathcal{K}, [A])$ (Theorem 5.4.2).

By construction $\mathcal{D}_{\text{KP}, \Gamma}$ is invariant with respect to changes of orientation and of the choice of gauge ray, weight and vertex gauges (Theorem 5.4.1). Therefore, if \mathcal{G} is reduced so that $g = \dim(\mathcal{S}_{\mathcal{M}}^{\text{TNN}})$, as a byproduct, we get a local parametrization of positroid cells in terms of non-special divisors. We remark that the map from the weights, parametrizing the cell, to the divisor loses maximal rank and injectivity along certain subvarieties of the positroid cell where the divisor becomes special (see Section 5.5 for the case $Gr^{\text{TP}}(1, 3)$). In the case of reducible graphs ($g > \dim(\mathcal{S}_{\mathcal{M}}^{\text{TNN}})$), the divisor depends on the extra freedom in the assignment of the edge weights (see Remark 5.2.5 for an example).

In Section 6.1, we combinatorially detect the oval to which each divisor point P_V belongs to (Theorem 6.1.1 and Corollary 6.1.2) and prove that each finite oval contains exactly one divisor point (Theorem 6.1.4), *i.e.* $\mathcal{D}_{\text{KP}, \Gamma}$ satisfies the reality and regularity conditions established in [20]. At this aim, we introduce a set of indices (Definition 6.0.1) and characterize their properties (Lemma 6.0.1).

In Section 7, we restrict ourselves to the case of reduced networks and we use such indices to formulate the linear relations at internal vertices eliminating the reference to the orientation and the gauge ray direction (Definition 7.0.1) and we introduce admissible signatures for half edge vectors at vertices (Definition 7.0.2). Then we reformulate the principal results (Theorems 4.4.2, 6.1.1 and 6.1.4 and Corollary 6.1.5) in invariant form, *i.e.* without explicit reference to the

orientation and the gauge ray direction (Theorem 7.0.4). In particular, (7.9) and (7.10) make explicit the relation between the geometrical formulation of signatures on \mathcal{G} , which represents the positroid cell $\mathcal{S}_{\mathcal{M}}^{\text{TNN}}$ to which $[A]$ belongs to, and its discrete differential counterpart (Definition 7.0.1), which encodes the possible positions of the divisor. As a consequence, we obtain a direct relation between the total non-negativity property encoded in the geometrical setting and the reality and regularity condition on the divisor. The choice of a perfect orientation and of a gauge ray direction induces a well defined signature at the vertices of \mathcal{G} which encodes a finite set of possible positions of real and regular divisors. Among these possible solutions, only one is picked up by fixing the soliton data $(\mathcal{K}, [A])$ and the normalization time \vec{t}_0 . Vice versa, if we fix the soliton data $(\mathcal{K}, [A])$ and the normalization time \vec{t}_0 , changes of orientation and of gauge ray directions act on signatures at vertices as the addition of a discrete exact differential form which leaves invariant the position of the divisor.

In Section 8 we give the explicit transformation rules of the curve, the edge vectors and the divisor with respect to Postnikov moves and reductions.

In the last two Sections, we present some examples. In Section 9 we apply our construction to soliton data in $\mathcal{S}_{34}^{\text{TNN}}$, the 3-dimensional positroid cell in $Gr^{\text{TNN}}(2, 4)$ corresponding to the matroid $\mathcal{M} = \{12, 13, 14, 23, 24\}$. We construct both the reducible rational curve and its desingularization to a genus 3 M-curve and the KP divisor for generic soliton data $\mathcal{K} = \{\kappa_1 < \kappa_2 < \kappa_3 < \kappa_4\}$ and $[A] \in \mathcal{S}_{34}^{\text{TNN}}$. We then apply a parallel edge unredution and a flip move and compute the divisor on the transformed curve. We also show the effect of the square move on the divisor for soliton data $(\mathcal{K}, [A])$ with $[A] \in Gr^{\text{TP}}(2, 4)$ in Section 10.

Remarks and open questions. Our construction may be considered as a tropicalization of the spectral problem (smooth M-curves and divisors) associated to real regular finite-gap KP solutions (potentials) in the rational degeneration of such curves. The tropical limit studied in [38] (see also [17] for a special case) has a different nature: reconstruct the soliton data from the asymptotic contour plots. In our setting, that would be equivalent to tropicalize the reducible rational spectral problem connecting the asymptotic behavior of the potential (KP solution) to the asymptotic behavior in \vec{t} of the zero divisor of the KP wave function (see [2] for some preliminary results concerning soliton data in $Gr^{\text{TP}}(2, 4)$). Relations between integrability and cluster algebras were demonstrated in [21, 32], and the cluster algebras were essentially motivated by total positivity [24, 25]. In [38] cluster algebras have appeared in connection with KP solitons

asymptotic behavior. We expect that they should also appear in our construction in connection with the tropicalization of the zero divisor.

Let us remark that for a fixed reducible curve the Jacobian may contain more than one connected component associated to real regular solutions. Therefore, in contrast with the smooth case, different connected components may correspond to different Grassmannians. Some of these components may correspond not to full positroid cells, but to special subvarieties. For generic curves the problem of describing these subvarieties is completely open. For a rational degeneration of genus $(n - 1)$ hyperelliptic M-curves this problem was studied in [1] and it was shown that the corresponding soliton data in $Gr^{\text{TP}}(k, n)$ formed $(n - 1)$ -dimensional varieties known in literature [11] to be related to the finite Toda system. The same KP soliton family has been recently re-obtained in [53] in the framework of the Sato Grassmannian, whereas the spectral data for the finite Toda was studied earlier in [44].

Our construction of the divisor provides a local parametrization of the positroid cell to which the soliton data belong, depending on the normalization time. Indeed, when a pair of divisor points comes simultaneously to a double point, the parametrization becomes singular and requires a resolution of singularities. We plan to discuss how to resolve these singularities in a future work.

In [4] we studied in details the transition from multiline soliton solutions to finite-gap solutions associated to almost degenerate M-curves in the first non-trivial case, and in [5] we provided a generic construction. We expect that the coordinates on the moduli space, compatible with M-structure, introduced in [43], may be useful in this study.

We have noticed an analogy between the momentum-helicity conservation relations in the trivalent planar networks in the approach of [7, 8], and the relations satisfied by the vacuum and dressed edge wave functions in our approach. It is unclear to us whether our approach for KP may be interpreted as a scalar analog of a field theoretic model. In the on-shell diagram approach, internal trivalent white and black vertices represent little Grassmannians $Gr(1, 3)$ and $Gr(2, 3)$, whereas edges correspond to gluings. In his mathematical description of the gluing phenomenon, Lam [46] introduces a relation space analogous to the linear relations satisfied by the edge vectors and the edge wave function in our setting. In his framework, it is essential to choose proper signatures of edges to obtain totally non-negative Grassmannians. In our text we provide rules for signs at edges in terms of local winding and intersection numbers defined using the gauge ray directions. In Section 7 we have re-expressed these conditions in invariant form as

conservation laws of half-edge quantities, so that our construction gives sufficient conditions for total non-negativity. It is an open problem whether all admissible signatures at internal vertices correspond to a choice of gauge ray direction and vertex gauge freedom, *i.e.* a reference direction with respect to which measure winding of pair of edges and k simple curves from the boundary sources having zero pairwise intersections inside the disk. If the conjecture would be true, the choice of signatures at boundary vertices would single out the total non-negativity property. Another open problem is whether all real and regular divisor positions in the ovals obtained solving equations (7.9) and (7.10) are realizable as we vary the soliton data in $\mathcal{S}_{\mathcal{M}}^{\text{TNN}}$ and the normalizing time \tilde{t}_0 . The latter problem is naturally connected to the classification of realizable asymptotic soliton graphs studied in [38].

For non-reduced networks the solution of the linear system may contain null-vectors at internal edges. An open question is whether the null-vectors can be eliminated by using the extra freedom in the assignment of the weights. In Section 5.6 we have outlined the modified construction of the curve and the divisor in presence of null-vectors, but it requires a more serious study.

In [58] connections between planar bicolored graphs and more general Grassmannian graphs with geometry of polyhedral subdivisions was discussed, see also [59]. An open question is whether and how our construction is connected to this relation.

Plan of the paper: We did our best to make the paper self-contained. In Section 2, we briefly present some results of KP soliton theory necessary in the rest of the paper. Section 3 contains the main construction and the statements of the principal theorems. In Section 4 we construct and characterize systems of edge vectors on any PBDTP network representing a given point in an irreducible positorid cell $\mathcal{S}_{\mathcal{M}}^{\text{TNN}}$. Sections 5 and 6 contain the proofs of the main theorems together with the explicit construction of the wave function and of the real regular divisor on the reducible regular curve. In particular, in Section 7 we reformulate our main results in terms of signatures of pair of half edges at vertices. In Section 8 we explain how edge vectors depend on Postnikov moves and reductions and characterize the dependence of the divisors on moves and reductions. Sections 9 and 10 contain several examples and applications from the previous sections.

Notations: We use the following notations throughout the paper:

- (1) k and n are positive integers such that $k < n$;
- (2) For $s \in \mathbb{N}$ let $[s] = \{1, 2, \dots, s\}$; if $s, j \in \mathbb{N}$, $s < j$, then $[s, j] = \{s, s+1, s+2, \dots, j-1, j\}$;

- (3) $\vec{t} = (t_1, t_2, t_3, \dots)$ is the infinite vector of real KP times where $t_1 = x$, $t_2 = y$, $t_3 = t$, and we assume that only a finite number of components are different from zero;
- (4) We denote $\theta(\zeta, \vec{t}) = \sum_{s=1}^{\infty} \zeta^s t_s$, due to the previous remark $\theta(\zeta, \vec{t})$ is well-defined for any complex ζ ;
- (5) We denote the real KP phases $\kappa_1 < \kappa_2 < \dots < \kappa_n$ and $\theta_j \equiv \theta(\kappa_j, \vec{t})$.

2. KP MULTI-LINE SOLITONS IN THE SATO GRASSMANNIAN AND IN FINITE-GAP THEORY

Kadomtsev-Petviashvili-II (KP) equation is one of most famous integrable equations, and it is a member of an integrable hierarchy (see [16, 19, 34, 52, 61] for more details).

The multiline soliton solutions are a special class of solutions to the KP equation [35]

$$(2.1) \quad (-4u_t + 6uu_x + u_{xxx})_x + 3u_{yy} = 0,$$

and are realized starting from the soliton data $(\mathcal{K}, [A])$, where \mathcal{K} is a set of real ordered phases $\kappa_1 < \dots < \kappa_n$, $[A]$ denotes a point in the finite dimensional real Grassmannian $Gr(k, n)$ represented by a $k \times n$ real matrix $A = (A_j^i)$ ($i \in [k], j \in [n]$), of maximal rank k . Following [51], see also [26], to such data we associate k linear independent solutions $f^{(i)}(\vec{t}) = \sum_{j=1}^n A_j^i e^{\theta_j}$, $i \in [k]$, to the heat hierarchy $\partial_{t_l} f = \partial_x^l f$, $l = 2, 3, \dots$. Then

$$(2.2) \quad u(\vec{t}) = 2\partial_x^2 \log(\tau(\vec{t}))$$

is a multiline soliton solution to (2.1) with

$$\tau(\vec{t}) = W r_{t_1}(f^{(1)}, \dots, f^{(k)}) = \sum_I \Delta_I(A) \prod_{\substack{i_1 < i_2 \\ i_1, i_2 \in I}} (\kappa_{i_2} - \kappa_{i_1}) e^{\sum_{i \in I} \theta_i},$$

where the sum is over all k -element ordered subsets I in $[n]$, i.e. $I = \{1 \leq i_1 < i_2 < \dots < i_k \leq n\}$ and $\Delta_I(A)$ are the maximal minors of the matrix A with respect to the columns I , i.e. the Plücker coordinates for the corresponding point in the finite dimensional Grassmannian $Gr(k, n)$.

$u(\vec{t}) = 2\partial_x^2 \log(\tau(\vec{t}))$ is a real regular multi-line soliton solution to the KP equation (2.1) bounded for all real x, y, t if and only if $\Delta_I(A) \geq 0$, for all I [38]. We remark that the weaker statement that the solution of the KP hierarchy is bounded for all real times if and only if all Plücker coordinates are non-negative was earlier proven in [50].

Before continuing, let us recall some useful definitions.

Definition 2.0.1. Totally non-negative Grassmannian [57]. Let $Mat_{k,n}^{TNN}$ denote the set of real $k \times n$ matrices of maximal rank k with non-negative maximal minors $\Delta_I(A)$. Let GL_k^+

be the group of $k \times k$ matrices with positive determinants. We define a totally non-negative Grassmannian as

$$Gr^{TNN}(k, n) = GL_k^+ \backslash Mat_{k,n}^{TNN}.$$

Remark 2.0.1. *The left multiplication by an element in GL_k^+ does not affect the signs of the minors and values of their ratios. Since left multiplication by GL_k^+ matrices preserves the KP real regular multisoliton solution $u(\vec{t})$ in (2.2), the soliton data is $[A]$ – the equivalence class of A , i.e. a point in the totally non-negative Grassmannian*

In the theory of totally non-negative Grassmannians an important role is played by the positroid stratification. Each cell in this stratification is defined as the intersection of a Gelfand-Serganova stratum [31, 30] with the totally non-negative part of the Grassmannian. More precisely:

Definition 2.0.2. Positroid stratification [57]. *Let \mathcal{M} be a matroid i.e. a collection of k -element ordered subsets I in $[n]$, satisfying the exchange axiom (see, for example [31, 30]). Then the positroid cell $\mathcal{S}_{\mathcal{M}}^{TNN}$ is defined as*

$$\mathcal{S}_{\mathcal{M}}^{TNN} = \{[A] \in Gr^{TNN}(k, n) \mid \Delta_I(A) > 0 \text{ if } I \in \mathcal{M} \text{ and } \Delta_I(A) = 0 \text{ if } I \notin \mathcal{M}\}$$

Combinatorial classification of all non-empty positroid cells and their rational parametrizations were obtained in [57], [65]. We anticipate that in our construction we shall use the classification of positroid cells via directed planar networks in the disk (see Section 3.1).

Any given soliton solution is associated to an infinite set of soliton data $(\mathcal{K}, [A])$. However there exists a unique **minimal** pair (k, n) such that the soliton solution can be realized with n phases $\kappa_1 < \dots < \kappa_n$, $[A] \in Gr^{TNN}(k, n)$ but not with $n - 1$ phases and $[A'] \in Gr^{TNN}(k', n')$ and either $(k', n') = (k, n - 1)$ or $(k', n') = (k - 1, n - 1)$. In the following, to avoid excessive technicalities we consider only regular and irreducible soliton data.

Definition 2.0.3. Regular and irreducible soliton data [14] *We call $(\mathcal{K}, [A])$ regular soliton data if $\mathcal{K} = \{\kappa_1 < \dots < \kappa_n\}$ and $[A] \in Gr^{TNN}(k, n)$, that is if the KP soliton solution as in (2.2) is real regular and bounded for all $(x, y, t) \in \mathbb{R}^3$.*

Moreover we call the regular soliton data $(\mathcal{K}, [A])$ irreducible if $[A]$ is a point in the irreducible part of the real Grassmannian, i.e. if the reduced row echelon matrix A has the following properties:

- (1) *Each column of A contains at least a non-zero element;*

(2) Each row of A contains at least one nonzero element in addition to the pivot.

If either (1) or (2) doesn't occur, we call the soliton data $(\mathcal{K}, [A])$ reducible.

The class of solutions associated to irreducible regular soliton data has remarkable asymptotic properties both in the (x, y) plane at fixed time t and in the tropical limit ($t \rightarrow \pm\infty$), which have been successfully related to the combinatorial classification of the irreducible part $Gr^{TNN}(k, n)$ for generic choice of the phases \mathcal{K} in a series of papers (see [12, 14, 17, 37, 38] and references therein).

According to Sato theory [61], the wave function associated to regular soliton data $(\mathcal{K}, [A])$, can be obtained from the dressing (inverse gauge) transformation of the vacuum (zero-potential) eigenfunction $\phi^{(0)}(\zeta, \vec{t}) = \exp(\theta(\zeta, \vec{t}))$, which solves $\partial_x \phi^{(0)}(\zeta, \vec{t}) = \zeta \phi^{(0)}(\zeta, \vec{t})$, $\partial_{t_l} \phi^{(0)}(\zeta, \vec{t}) = \zeta^l \phi^{(0)}(\zeta, \vec{t})$, $l \geq 2$, via the dressing (*i.e.* gauge) operator $W = 1 - \mathfrak{w}_1(\vec{t})\partial_x^{-1} - \dots - \mathfrak{w}_k(\vec{t})\partial_x^{-k}$, where $\mathfrak{w}_1(\vec{t}), \dots, \mathfrak{w}_k(\vec{t})$ are the solutions to the following linear system of equations $\partial_x^k f^{(i)} = \mathfrak{w}_1 \partial_x^{k-1} f^{(i)} + \dots + \mathfrak{w}_k f^{(i)}$, $i \in [k]$. Then,

$$L = W \partial_x W^{-1} = \partial_x + \frac{u(\vec{t})}{2} \partial_x^{-1} + \dots, \quad u(\vec{t}) = 2 \partial_x \mathfrak{w}_1(\vec{t}), \quad \psi^{(0)}(\zeta; \vec{t}) = W \phi^{(0)}(\zeta; \vec{t}),$$

respectively are the KP-Lax operator, the KP-potential (KP solution) and the KP-eigenfunction, *i.e.*

$$(2.3) \quad L \psi^{(0)}(\zeta; \vec{t}) = \zeta \psi^{(0)}(\zeta; \vec{t}), \quad \partial_{t_l} \psi^{(0)}(\zeta; \vec{t}) = B_l \psi^{(0)}(\zeta; \vec{t}), \quad l \geq 2,$$

where $B_l = (W \partial_x^l W^{-1})_+ = (L^l)_+$ (here and in the following the symbol $(\cdot)_+$ denotes the differential part of the operator).

Let

$$(2.4) \quad \mathfrak{D}^{(k)} = W \partial_x^k = \partial_x^k - \mathfrak{w}_1(\vec{t}) \partial_x^{k-1} - \dots - \mathfrak{w}_k(\vec{t})$$

The KP-eigenfunction associated to this class of solutions may be equivalently expressed as

$$(2.5) \quad \mathfrak{D}^{(k)} \phi^{(0)}(\zeta; \vec{t}) = W \partial_x^k \phi^{(0)}(\zeta; \vec{t}) = (\zeta^k - \mathfrak{w}_1(\vec{t}) \zeta^{k-1} - \dots - \mathfrak{w}_k(\vec{t})) \phi^{(0)}(\zeta; \vec{t}) = \zeta^k \psi^{(0)}(\zeta; \vec{t}).$$

Definition 2.0.4. Sato divisor coordinates *Let the regular soliton data be $(\mathcal{K}, [A])$, $\mathcal{K} = \{\kappa_1 < \dots < \kappa_n\}$, $[A] \in Gr^{TNN}(k, n)$. We call Sato divisor coordinates at time \vec{t} , the set of roots $\zeta_j(\vec{t})$, $j \in [k]$, of the characteristic equation associated to the Dressing transformation*

$$(2.6) \quad \zeta_j^k(\vec{t}) - \mathfrak{w}_1(\vec{t}) \zeta_j^{k-1}(\vec{t}) - \dots - \mathfrak{w}_{k-1}(\vec{t}) \zeta_j(\vec{t}) - \mathfrak{w}_k(\vec{t}) = 0.$$

In [50] it is proven the following proposition

Proposition 2.0.1. Reality and simplicity of the KP soliton divisor [50]. *Let the regular soliton data be $(\mathcal{K}, [A])$, $\mathcal{K} = \{\kappa_1 < \dots < \kappa_n\}$, $[A] \in Gr^{TNN}(k, n)$. Then for all \vec{t} , $\zeta_j^k(\vec{t})$ are real and satisfy $\zeta_j(\vec{t}) \in [\kappa_1, \kappa_n]$, $j \in [k]$. Moreover for almost every \vec{t} the roots of (2.6) are simple.*

The following definition is then fully justified.

Definition 2.0.5. Sato algebraic–geometric data *Let $(\mathcal{K}, [A])$ be given regular soliton data with $[A]$ belonging to a $|D|$ dimensional positroid cell in $Gr^{TNN}(k, n)$. Let Γ_0 be a copy of \mathbb{CP}^1 with marked points P_0 , local coordinate ζ such that $\zeta^{-1}(P_0) = 0$ and $\zeta(\kappa_1) < \zeta(\kappa_2) < \dots < \zeta(\kappa_n)$. Let \vec{t}_0 be real and such that the real roots $\zeta_j(\vec{t}_0)$ in (2.6) are simple.*

*Then to the data $(\mathcal{K}, [A], \Gamma_0 \setminus \{P_0\}, \vec{t}_0)$ we associate the **Sato divisor** $\mathcal{D}_{S, \Gamma_0} = \mathcal{D}_{S, \Gamma_0}(\vec{t}_0)$*

$$(2.7) \quad \mathcal{D}_{S, \Gamma_0} = \{\gamma_{S, j} \in \Gamma_0 : \zeta(\gamma_{S, j}) = \zeta_j(\vec{t}_0), \quad j \in [k]\},$$

*and the normalized **Sato wave function***

$$(2.8) \quad \hat{\psi}(P, \vec{t}) = \frac{\mathfrak{D}\phi^{(0)}(P; \vec{t})}{\mathfrak{D}\phi^{(0)}(P; \vec{t}_0)} = \frac{\psi^{(0)}(P; \vec{t})}{\psi^{(0)}(P; \vec{t}_0)}, \quad \forall P \in \Gamma_0 \setminus \{P_0\},$$

with $\mathfrak{D}\phi^{(0)}(\zeta; \vec{t})$ as in (2.5).

By definition $(\hat{\psi}_0(P, \vec{t})) + \mathcal{D}_{S, \Gamma_0} \geq 0$, for all \vec{t} .

In the following, we use the same symbol for the points in Γ_0 and their local coordinates to simplify notations. In particular, we use the symbol $\gamma_{S, j}$ both for the Sato divisor points and Sato divisor coordinates.

Remark 2.0.2. Incompleteness of Sato algebraic–geometric data *Let $1 \leq k < n$ and let \vec{t}_0 be fixed. Given the phases $\kappa_1 < \dots < \kappa_n$ and the spectral data $(\Gamma_0 \setminus \{P_0\}, \mathcal{D}_{S, \Gamma_0})$, where $\mathcal{D}_{S, \Gamma_0} = \mathcal{D}_{S, \Gamma_0}(\vec{t}_0)$ is a k point divisor satisfying Proposition 2.0.1, it is, in general, impossible to identify uniquely the point $[A] \in Gr^{TNN}(k, n)$ corresponding to such spectral data. Indeed, assume that $[A]$ belongs to an irreducible positroid cell of dimension $|D|$. Then the degree of $\mathcal{D}_{S, \Gamma_0}$ equals k , but $\max\{k, n - k\} \leq |D| \leq k(n - k)$.*

In our construction we propose a completion of the Sato algebraic–geometric data based on singular finite–gap theory on reducible algebraic curves [41, 3, 5] and we use the representation of totally non–negative Grassmannians via directed planar networks [57] to preserve the reality and regularity of the KP divisor in the solitonic limit.

Indeed, soliton KP solutions can be obtained from regular finite–gap solutions of (2.1) by proper degenerations of the spectral curve [40], [19]. The spectral data for KP finite–gap solutions

are introduced and described in [39, 40]. The spectral data for this construction are: a finite genus g compact Riemann surface Γ with a marked point P_0 , a local parameter $1/\zeta$ near P_0 and a non-special divisor $\mathcal{D} = \gamma_1 + \dots + \gamma_g$ of degree g in Γ .

The Baker-Akhiezer function $\hat{\psi}(P, \vec{t})$, $P \in \Gamma$, is defined by the following analytic properties:

- (1) For any fixed \vec{t} the function $\hat{\psi}(P, \vec{t})$ is meromorphic in P on $\Gamma \setminus P_0$;
- (2) On $\Gamma \setminus P_0$ the function $\hat{\psi}(P, \vec{t})$ is regular outside the divisor points γ_j and has at most first order poles at the divisor points. Equivalently, if we consider the line bundle $\mathcal{L}(\mathcal{D})$ associated to \mathcal{D} , then for each fixed \vec{t} the function $\hat{\psi}(P, \vec{t})$ is a holomorphic section of $\mathcal{L}(\mathcal{D})$ outside P_0 .
- (3) $\hat{\psi}(P, \vec{t})$ has an essential singularity at the point P_0 with the following asymptotic:

$$\hat{\psi}(\zeta, \vec{t}) = e^{\zeta x + \zeta^2 y + \zeta^3 t + \dots} \left(1 - \chi_1(\vec{t})\zeta^{-1} - \dots - \chi_k(\vec{t})\zeta^{-k} - \dots \right).$$

For generic data these properties define a unique function, which is a common eigenfunction to all KP hierarchy auxiliary linear operators $-\partial_{t_j} + B_j$, where $B_j = (L^j)_+$, and the Lax operator $L = \partial_x + \frac{u(\vec{t})}{2}\partial_x^{-1} + u_2(\vec{t})\partial_x^{-2} + \dots$. Therefore all these operators commute and the potential $u(\vec{t})$ satisfies the KP hierarchy. In particular, the KP equation arises in the Zakharov-Shabat commutation representation [67] as the compatibility for the second and the third operator: $[-\partial_y + B_2, -\partial_t + B_3] = 0$, with $B_2 \equiv (L^2)_+ = \partial_x^2 + u$, $B_3 = (L^3)_+ = \partial_x^3 + \frac{3}{4}(u\partial_x + \partial_x u) + \tilde{u}$ and $\partial_x \tilde{u} = \frac{3}{4}\partial_y u$. The Its-Matveev formula represents the KP hierarchy solution $u(\vec{t})$ in terms of the Riemann theta-functions associated with Γ (see, for example, [18]).

In [20] there were established the necessary and sufficient conditions on spectral data to generate real regular KP hierarchy solutions for all real \vec{t} , under the assumption that Γ is smooth and has genus g :

- (1) Γ possesses an antiholomorphic involution $\sigma : \Gamma \rightarrow \Gamma$, $\sigma^2 = \text{id}$, which has the maximal possible number of fixed components (real ovals), $g + 1$, therefore (Γ, σ) is an \mathbf{M} -curve [33, 54, 66].
- (2) P_0 lies in one of the ovals, and each other oval contains exactly one divisor point. The oval containing P_0 is called “infinite” and all other ovals are called “finite”.

The set of real ovals divides Γ into two connected components. Each of these components is homeomorphic to a sphere with $g + 1$ holes. The sufficient condition of the Theorem in [20] still holds true if the spectral curve Γ degenerates in such a way that the divisor remains in the finite ovals at a finite distance from the essential singularity [20]. Of course, this condition is not

necessary for degenerate curves. Moreover, the algebraic-geometric data for a given soliton data $(\mathcal{K}, [A])$ are not unique since we can construct infinitely many reducible curves generating the same soliton solutions.

In [3], for any soliton data in $Gr^{\text{TP}}(k, n)$ and any fixed value of the parameter $\xi \gg 1$, we have constructed a curve Γ_ξ , which is the rational degeneration of a smooth \mathbf{M} -curve of minimal genus $k(n-k)$ and a degree $k(n-k)$ divisor satisfying the reality conditions of Dubrovin and Natanzon's theorem. In [5] we have then extended this construction to any soliton data in $Gr^{\text{TNN}}(k, n)$ by modeling the spectral curve Γ on Postnikov Le-graph so that components, marked points and ovals of the curve correspond to vertices, edges and ovals in the graph. In particular for any given positroid cell, such Γ is a rational degeneration of an \mathbf{M} -curve of minimal genus equal to its dimension.

In the following Sections, we generalize the construction in [5] to the trivalent plabic (= planar bicolored) networks in the disk in Postnikov equivalence class for $[A]$ and prove the invariance of the KP divisor. Following [5], we define the desired properties of Baker-Akhiezer functions on reducible curves associated with a given soliton data.

Definition 2.0.6. *Real regular algebraic-geometric data associated with a given soliton solution.* Let the soliton data $(\mathcal{K}, [A])$ be fixed, where \mathcal{K} is a collection of real phases $\kappa_1 < \kappa_2 < \dots < \kappa_n$, $[A] \in Gr^{\text{TNN}}(k, n)$. Let $|D|$ be the dimension of the positroid cell to which $[A]$ belongs. Let $(\Gamma_0, P_0, \mathcal{D}_{S, \Gamma_0})$ be the Sato algebraic-geometric data for $(\mathcal{K}, [A])$ as in Definition 2.0.5 for a given \vec{t}_0 .

Let Γ be a reducible connected curve with a marked point P_0 , a local parameter $1/\zeta$ near P_0 such that

- (1) Γ_0 is the irreducible component of Γ containing P_0 ;
- (2) Γ may be obtained from a rational degeneration of a smooth \mathbf{M} -curve of genus g , with $g \geq |D|$ and the antiholomorphic involution preserves the maximum number of the ovals in the limit, so that Γ possesses $g+1$ real ovals.

Assume that \mathcal{D} is a degree g non-special divisor on $\Gamma \setminus P_0$, and that $\hat{\psi}$ is the normalized Baker-Akhiezer function associated to such data, i.e. for any \vec{t} its pole divisor is contained in \mathcal{D} : $(\hat{\psi}(P, \vec{t})) + \mathcal{D} \geq 0$ on $\Gamma \setminus P_0$, where (f) denotes the divisor of f .

We say that **the algebraic-geometric data** $(\Gamma, P_0, \mathcal{D})$ **are associated to the soliton data** $(\mathcal{K}, [A])$, if the restriction of \mathcal{D} to Γ_0 coincides with the Sato divisor $\mathcal{D}_{S, \Gamma_0}$ and the restriction of $\hat{\psi}$ to Γ_0 coincides with the Sato normalized dressed wave function for the soliton data $(\mathcal{K}, [A])$.

We say that the **divisor \mathcal{D} satisfies the reality and regularity conditions** if P_0 belongs to one of the fixed ovals and the boundary of each other oval contains exactly one divisor point.

3. ALGEBRAIC-GEOMETRIC APPROACH FOR IRREDUCIBLE KP SOLITON DATA IN $Gr^{TNN}(k, n)$

In the following we fix the regular irreducible soliton data $(\mathcal{K}, [A])$ and we present a **direct** construction of algebraic geometric data associated to points in irreducible positroid cells of $Gr^{TNN}(k, n)$. Γ_0 is the rational curve associated to Sato dressing and is equipped with a finite number of marked points: the ordered real phases $\mathcal{K} = \{\kappa_1 < \dots < \kappa_n\}$, the essential singularity P_0 of the wave function and the Sato divisor $\mathcal{D}_{S, \Gamma_0}$ as in Definition 2.0.5. The normalized wave function $\hat{\psi}$ on $\Gamma_0 \setminus \{P_0\}$ is the normalized Sato wave function (2.8). In the present paper, we do the following

Main construction Assume we are given a real regular bounded multiline KP soliton solution generated by the following soliton data:

- (1) A set of n real ordered phases $\mathcal{K} = \{\kappa_1 < \kappa_2 < \dots < \kappa_n\}$;
- (2) A point $[A] \in \mathcal{S}_{\mathcal{M}}^{TNN} \subset Gr^{TNN}(k, n)$, where $\mathcal{S}_{\mathcal{M}}^{TNN}$ is an irreducible positroid cell of dimension $|D|$.

Let \mathcal{N} be a connected planar bicolored trivalent perfectly orientable network in the disk in Postnikov equivalence class representing $[A]$ and let \mathcal{G} be the graph of \mathcal{N} . If the network is reduced, there are no extra conditions, otherwise we assume the data to be generic.

Then, we associate the following algebraic-geometric objects to each triple $(\mathcal{K}, [A]; \mathcal{N})$:

- (1) A reducible curve $\Gamma = \Gamma(\mathcal{G})$ which is the rational degeneration of a smooth M-curve of genus $g \geq |D|$, where $g + 1$ is the number of faces of \mathcal{G} . In our approach, the curve Γ_0 is one of the irreducible components of Γ . The marked point P_0 belongs to the intersection of Γ_0 with an oval (infinite oval);
- (2) An unique real and regular degree g non-special KP divisor $\mathcal{D}_{KP, \Gamma}(\mathcal{K}, [A])$ such that any finite oval contains exactly one divisor point and $\mathcal{D}_{KP, \Gamma}(\mathcal{K}, [A]) \cap \Gamma_0$ coincides with Sato divisor;
- (3) An unique KP wave-function $\hat{\psi}$ as in Definition 2.0.6 such that
 - (a) Its restriction to $\Gamma_0 \setminus \{P_0\}$ coincides with the normalized Sato wave function (2.8);

(b) Its pole divisor has degree $\mathfrak{d} \leq g$ and is contained in $\mathcal{D}_{\text{KP},\Gamma}(\mathcal{K}, [A])$.

In particular, if $\mathcal{G} = \mathcal{G}_T$ is the trivalent bicolored Le-graph [57], then $\Gamma(\mathcal{G}_T)$ is the rational degeneration of on M-curve of minimal genus $|D|$, it has exactly $|D| + 1$ ovals, and $\mathfrak{d} = g = |D|$ [5].

3.1. The reducible rational curve $\Gamma = \Gamma(\mathcal{G})$. The construction of $\Gamma(\mathcal{G})$ is a straightforward modification of a special case in the classical construction of nodal curves by dual graphs [6].

Following [57] we consider the following class of graphs \mathcal{G} : Following [57] we consider the following class of graphs \mathcal{G} :

Definition 3.1.1. *Planar bicolored directed trivalent perfect graphs in the disk (PB-DTP graphs).* A graph \mathcal{G} is called PBDTP if:

- (1) \mathcal{G} is planar, directed and lies inside a disk. Moreover \mathcal{G} is connected, i.e. it does not possess components isolated from the boundary.
- (2) It has finitely many vertices and edges;
- (3) It has n boundary vertices on the boundary of the disk labeled b_1, \dots, b_n clockwise. Each boundary vertex has degree 1. We call a boundary vertex b_i a source (respectively sink) if its edge is outgoing (respectively incoming);
- (4) The remaining vertices are called internal and are located strictly inside the disk. They are either bivalent or trivalent;
- (5) \mathcal{G} is a perfect graph, that is each internal vertex in \mathcal{G} is incident to exactly one incoming edge or to one outgoing edge;
- (6) Each vertex is colored black or white. If a trivalent vertex has only one incoming edge, it is colored white, otherwise, it is colored black. Bivalent vertices are assigned either white or black color;

Moreover, to simplify the overall construction we further assume that the boundary vertices b_j , $j \in [n]$ lie on a common interval in the boundary of the disk and that each boundary vertex b_i is joined by its edge to an internal bivalent white vertex which we denote V_i , $i \in [n]$.

Remark 3.1.1. The assumption that the boundary vertices b_j , $j \in [n]$ lie on a common interval in the boundary of the disk considerably simplifies the use of gauge ray directions to assign winding numbers to walks starting at internal edges and to count the number of boundary source points passed by such walks. Instead the requirement that each boundary vertex b_i is joined by its edge to an internal bivalent white vertex is completely unnecessary, but useful to prove that the KP divisor does not depend on the orientation of the network used in the construction. Indeed

the normalized dressed wave function is constant with respect to the spectral parameter on each component of Γ corresponding to a bivalent vertex. Therefore, using Move (M3) in [57], we may eliminate all bivalent vertices and the corresponding components in Γ without affecting the KP divisor and the properties of the wave function.

In Figure 3 [left] we present an example of a PBDTP graph satisfying Definition 3.1.1 and representing a 10-dimensional positroid cell in $Gr^{\text{TNN}}(4, 9)$.

The class of perfect orientations of the PBDTP graph \mathcal{G} are those which are compatible with the coloring of the vertices. The graph is of type (k, n) if it has n boundary vertices and k of them are boundary sources. Any choice of perfect orientation preserves the type of \mathcal{G} . To any perfect orientation \mathcal{O} of \mathcal{G} we assign the base $I_{\mathcal{O}} \subset [n]$ of the k -element source set for \mathcal{O} . Following [57] the matroid of \mathcal{G} is the set of k -subsets $I_{\mathcal{O}}$ for all perfect orientations:

$$\mathcal{M}_{\mathcal{G}} := \{I_{\mathcal{O}} | \mathcal{O} \text{ is a perfect orientation of } \mathcal{G}\}$$

In [57] it is proven that $\mathcal{M}_{\mathcal{G}}$ is a totally non-negative matroid $\mathcal{S}_{\mathcal{M}_{\mathcal{G}}}^{\text{TNN}} \subset Gr^{\text{TNN}}(k, n)$. The following statements are straightforward adaptations of more general statements of [57] to the case of PBDTP graphs:

Theorem 3.1.1. *A PBDTP graph \mathcal{G} can be transformed into a PBDTP graph \mathcal{G}' via a finite sequence of Postnikov moves and reductions if and only if $\mathcal{M}_{\mathcal{G}} = \mathcal{M}_{\mathcal{G}'}$.*

A graph \mathcal{G} is reduced if there is no other graph in its move reduction equivalence class which can be obtained from \mathcal{G} applying a sequence of transformations containing at least one reduction.

Theorem 3.1.2. *Each Le-graph may be transformed into a PBDTP Le-graph, is reduced, and each positroid cell in the totally non-negative Grassmannian is represented by a Le-graph.*

If \mathcal{G} is a reduced PBDTP graph, then the dimension of $\mathcal{S}_{\mathcal{M}_{\mathcal{G}}}^{\text{TNN}}$ is equal to the number of faces of \mathcal{G} minus 1.

The PBDTP graph in Figure 3 [left] is a PBDTP Le-graph.

Remark 3.1.2. Labeling of edges at vertices Let \mathcal{G} be a PBDTP graph. We number the edges at an internal V anticlockwise in increasing order with the following rule: the unique edge starting at a black vertex is numbered 1 and the unique edge ending at a white vertex is numbered 3 (see also Figure 2).

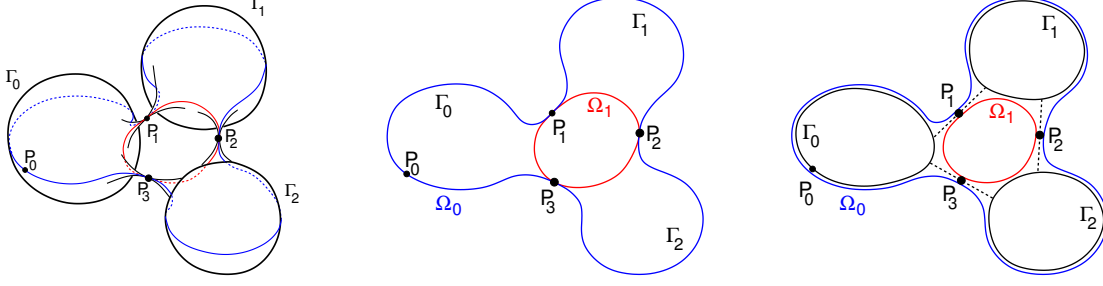


FIGURE 1. *The model of reducible rational curve. On the left we have three Riemann spheres Γ_0 , Γ_1 and Γ_2 glued at the points P_1 , P_2 , P_3 . The real part of the curve is drawn in blue and red. In the middle we draw just the real part of the curve and evidence the two real ovals Ω_0 (drawn blue) and Ω_1 (drawn red). On the right we present the representation of the real topological model of the curve used throughout the paper: The real parts of each rational component is a circle and the double points are represented by dashed segments.*

We construct the curve $\Gamma = \Gamma(\mathcal{G})$ gluing a finite number of copies of \mathbb{CP}^1 , each corresponding to an internal vertex in \mathcal{G} , and one copy of $\mathbb{CP}^1 = \Gamma_0$, corresponding to the boundary of the disk at pairs of points corresponding to the edges of \mathcal{G} . On each component, we fix a local affine coordinate ζ (see Definition 3.2.1) so that the coordinates at each pair of glued points are real. The points with real ζ form the real part of the given component. We represent the real part of Γ as the union of the ovals (circles) corresponding to the faces of \mathcal{G} . For the case in which \mathcal{G} is the Le-network see [5].

We use the following representation for real rational curves (see Figure 1 and [3, 5]): we only draw the real part of the curve, i.e. we replace each $\Gamma_j = \mathbb{CP}^1$ by a circle. Then we schematically represent the real part of the curve by drawing these circles separately and connecting the glued points by dashed segments. The planarity of the graph implies that Γ is a reducible rational M-curve.

Construction 3.1.1. The curve $\Gamma(\mathcal{G})$. Let $\mathcal{K} = \{\kappa_1 < \dots < \kappa_n\}$ and let $\mathcal{S}_{\mathcal{M}}^{TNN} \subset Gr^{TNN}(k, n)$ be a fixed irreducible positroid cell of dimension $|D|$. Let \mathcal{G} be a PBDTP graph representing $\mathcal{S}_{\mathcal{M}}^{TNN}$ with $g + 1$ faces, $g \geq |D|$. Then the curve $\Gamma = \Gamma(\mathcal{G})$ is associated to \mathcal{G} using the correspondence in Table 1, after reflecting the graph w.r.t. a line orthogonal to the one containing the boundary vertices (we reflect the graph to have the natural increasing order of the marked points κ_j on $\Gamma_0 \subset \Gamma(\mathcal{G})$). More precisely:

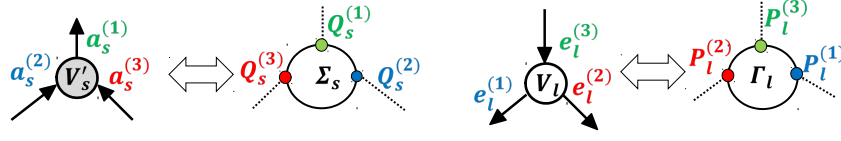


FIGURE 2. The rule for the marked points on the copies Σ_j and Γ_l corresponding to the edges of trivalent black and white vertices under the assumption that the boundary vertices lie on a horizontal line.

TABLE 1. The graph \mathcal{G} vs the reducible rational curve Γ

\mathcal{G}	Γ
Boundary of disk	Copy of \mathbb{CP}^1 denoted Γ_0
Boundary vertex b_l	Marked point κ_l on Γ_0
Black vertex V_s'	Copy of \mathbb{CP}^1 denoted Σ_s
White vertex V_l	Copy of \mathbb{CP}^1 denoted Γ_l
Internal Edge	Double point
Face	Oval

- (1) We denote Γ_0 the copy of \mathbb{CP}^1 corresponding to the boundary of the disk and mark on it the points $\kappa_1 < \dots < \kappa_n$ corresponding to the boundary vertices b_1, \dots, b_n on \mathcal{G} . We assume that $P_0 = \infty$;
- (2) A copy of \mathbb{CP}^1 corresponds to any internal vertex of \mathcal{G} . We use the symbol Γ_l (respectively Σ_s) for the copy of \mathbb{CP}^1 corresponding to the white vertex V_l (respectively the black vertex V_s');
- (3) On each copy of \mathbb{CP}^1 corresponding to an internal vertex V , we mark as many points as edges at V . In Remark 3.1.2 we number the edges at V anticlockwise in increasing order, so that, on the corresponding copy of \mathbb{CP}^1 , the marked points are numbered clockwise because of the mirror rule (see Figure 2);
- (4) On each copy Γ_i corresponding to a bivalent white vertex V_i joined to the boundary vertex b_i , $i \in [n]$, we mark a third point $P_i^{(3)}$ (Darboux point);
- (5) Gluing rules between copies of \mathbb{CP}^1 are ruled by edges: we glue copies of \mathbb{CP}^1 in pairs at the marked points corresponding to the end points of the edge;
- (6) The faces of \mathcal{G} correspond to the ovals of Γ .

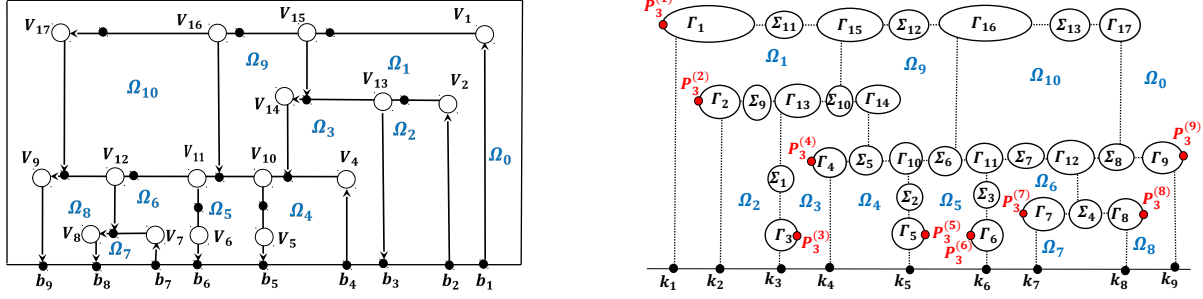


FIGURE 3. The correspondence between the graph \mathcal{G} and the curve $\Gamma(\mathcal{G})$ for an irreducible positroid cell in $Gr^{TNN}(4, 9)$. We mark the Darboux points $P_j^{(3)}$, $j \in [9]$.

In Figure 3 we present an example of curve corresponding to a network representing an irreducible positroid cell in $Gr^{TNN}(4, 9)$. Other examples are studied in Sections 9 and 10.

Remark 3.1.3. Universality of the reducible rational curve $\Gamma(\mathcal{G})$. If \mathcal{G} is a trivalent graph representing \mathcal{S} , the construction of $\Gamma = \Gamma(\mathcal{G})$ does **not** require the introduction of parameters. Therefore it provides an **universal** curve $\Gamma = \Gamma(\mathcal{S}; \mathcal{G})$ for the whole positroid cell \mathcal{S} . In Section 5, we show that the points of \mathcal{S} are parametrized (in the sense of birational equivalence) by the divisor positions at the finite ovals.

The number of copies of \mathbb{CP}^1 used to construct $\Gamma(\mathcal{G})$ is **excessive** in the sense that the number of ovals and the KP divisor is invariant if we eliminate all copies of \mathbb{CP}^1 corresponding to bivalent vertices (see Section 8 and [5]).

Remark 3.1.4. Vertex gauge freedom of the graph The curve Γ is the same if we move vertices in \mathcal{G} without changing their relative positions in the graph. Such transformation acts on edges via rotations, translations and contractions/dilations of their lengths. We prove that such transformations do not affect the KP divisor.

The curve $\Gamma(\mathcal{G})$ is a partial normalization [6] of a connected reducible nodal plane curve with $g + 1$ ovals and is a rational degeneration of a genus g smooth M-curve.

Proposition 3.1.3. $\Gamma(\mathcal{G})$ is the rational degeneration of a smooth M-curve of genus g . Let $\mathcal{K} = \{\kappa_1 < \dots < \kappa_n\}$ and $\mathcal{S}_{\mathcal{M}}^{TNN}$ be an irreducible positroid cell in $Gr^{TNN}(k, n)$ corresponding to the matroid \mathcal{M} . Let $\Gamma = \Gamma(\mathcal{G})$ be as in Construction 3.1.1. Then

- (1) Γ possesses $g + 1$ ovals which we label Ω_s , $s \in [0, g]$;
- (2) Γ is the rational degeneration of a regular M-curve of genus g .

Proof. The proof follows along similar lines as in [5], where we prove the analogous statement in the case of the Le-graph. Let t_W, t_B, d_W and d_B respectively be the number of trivalent white, trivalent black, bivalent white and bivalent black internal vertices of \mathcal{G} . Let n_I be the number of internal edges (i.e. edges not connected to a boundary vertex) of \mathcal{G} . By Euler formula we have $g = n_I + n - (t_W + t_B + d_W + d_B)$. The number of edges and the number of vertices, moreover satisfies the following identities $3(t_W + t_B) + 2(d_W + d_B) = 2n_I + n$, $2t_B + t_W + d_W + d_B = n_I + k$. Therefore

$$(3.1) \quad t_W = g - k, \quad t_B = g - n + k, \quad d_W + d_B = n_I + 2n - 3g.$$

By definition, Γ is represented by $d = 1 + t_W + t_B + d_W + d_B = n_I + n - g + 1$ complex projective lines which intersect generically in $d(d-1)/2$ double points. The regular curve is obtained keeping the number of ovals fixed while perturbing the double points corresponding to the edges in \mathcal{G} creating regular gaps (see [5] for explicit formulas for the perturbations). The total number of desingularized double points, N_d equals the total number of edges in \mathcal{G} : $N_d = n_I + n$. Then the genus of the smooth curve is given by the following formula $N_d - d + 1 = g$. \square

The regular M-curve is the normalization of the nodal plane curve whose explicit construction follows along similar lines as in [5], see also [42]. In Figure 4 we show such continuous deformation for the example in Figure 3 after the elimination of all copies of \mathbb{CP}^1 corresponding to bivalent vertices in the network. In this case $d = 14$ (Γ is representable by the union of two quadrics and 10 lines). Under genericity assumptions, the reducible rational Γ has $\Delta = 89$ singular points before partial normalization. The perturbed regular curve is obtained by perturbing $N_d = 21$ ordinary intersection points (for each of them $\delta = 1$), corresponding to the double points in the topological representation in Figure 4[left]. $\Delta - N_d = 68$ points remain intersections after this deformation and are resolved during normalization. Finally, the normalized perturbed regular curve has then genus $g = \frac{(d-1)(d-2)}{2} - \Delta + N_d = 10$.

3.2. The KP divisor on $\Gamma(\mathcal{G})$ for the soliton data $(\mathcal{K}, [A])$. Throughout this Section we fix both the soliton stratum $(\mathcal{K}, \mathcal{S}_{\mathcal{M}}^{\text{TNN}})$, with $\mathcal{K} = \{\kappa_1 < \dots < \kappa_n\}$ and $\mathcal{S}_{\mathcal{M}}^{\text{TNN}} \subset Gr^{\text{TNN}}(k, n)$ an irreducible positroid cell of dimension $|D|$, and the PBDTP graph \mathcal{G} in the disk representing $\mathcal{S}_{\mathcal{M}}^{\text{TNN}}$ in Postnikov equivalence class. Let $g + 1$ be the number of faces of \mathcal{G} with $g \geq |D|$, and let $\Gamma = \Gamma(\mathcal{G})$ be the curve corresponding to \mathcal{G} as in Construction 3.1.1. In this Section we state the main results of our paper:

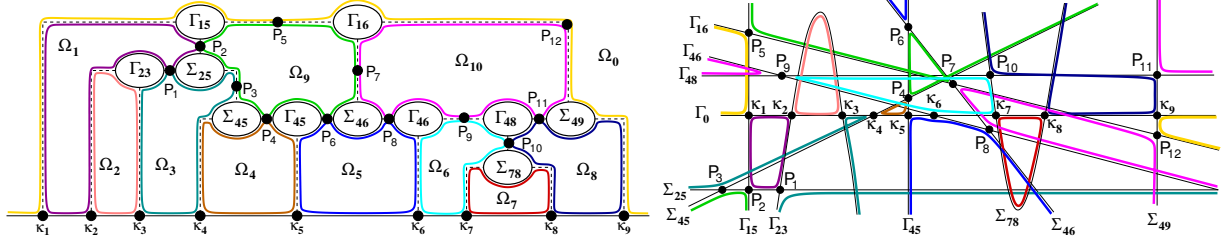


FIGURE 4. The topological model of the oval structure of Γ [left] is the partial normalization of the reducible plane nodal curve [right]. The nodal points, P_s , $s \in [12]$, and κ_j , $j \in [9]$, surviving the partial normalization are marked on the nodal curve [right] and are represented by dashed segments as usual on topological model [left].

- (1) **Construction of the KP divisor $\mathcal{D}_{\text{KP},\Gamma}$ on a given curve Γ for soliton data $(\mathcal{K}, [A])$:** Given the data $(\mathcal{K}, \mathcal{S}_{\mathcal{M}}^{\text{TNN}}; \mathcal{G})$
 - (a) If \mathcal{G} is reduced i.e. move-equivalent to the Le-graph representing $\mathcal{S}_{\mathcal{M}}^{\text{TNN}}$, then for every $[A] \in \mathcal{S}_{\mathcal{M}}^{\text{TNN}}$ we prove that the curve $\Gamma = \Gamma(\mathcal{G})$ can be used as the spectral curve for the soliton data $(\mathcal{K}, [A])$ by constructing an unique degree g effective real and regular KP divisor $\mathcal{D}_{\text{KP},\Gamma}$ and an unique real and regular KP wave function $\hat{\psi}(P, \vec{t})$ on Γ .
 - (b) In Section 4 we associate to any network an unique system of edge vectors satisfying appropriate boundary conditions. Then, if \mathcal{G} is reducible via Postnikov moves and reductions, and there exists a network \mathcal{N} of graph \mathcal{G} representing $[A] \in \mathcal{S}_{\mathcal{M}}^{\text{TNN}}$ such that all edge vectors on \mathcal{N} are not-null, again the curve $\Gamma = \Gamma(\mathcal{G})$ can be used as the spectral curve for the soliton data $(\mathcal{K}, [A])$ by constructing an unique degree g effective real and regular KP divisor $\mathcal{D}_{\text{KP},\Gamma}$ and an unique real and regular KP wave function $\hat{\psi}(P, \vec{t})$ on Γ .
 - (c) If the network \mathcal{N} of reducible graph \mathcal{G} representing $[A] \in \mathcal{S}_{\mathcal{M}}^{\text{TNN}}$ possesses null-vectors, we distinguish two cases in Definition 4.8.1. Then, if the edges carrying null vectors are all of type 1, the above construction is still valid with minor modifications, otherwise it is necessary to modify conveniently both the graph and the curve in such a way that $\hat{\psi}$ be meromorphic on it. We present an example for this case in Section 5.6 and plan to discuss thoroughly the problem of networks admitting null vectors in a future publication.

- (2) **Invariance of $\mathcal{D}_{\text{KP},\Gamma}$** The construction of $\mathcal{D}_{\text{KP},\Gamma}$ is carried out using a directed network \mathcal{N} representing $[A]$ of graph \mathcal{G} , fixing a gauge ray direction and marking Darboux points on Γ . We prove that $\mathcal{D}_{\text{KP},\Gamma}$ does not depend neither on the weight gauge, the vertex gauge, on the gauge ray direction and the orientation of the network nor on the position of the Darboux points. In particular, if \mathcal{G} is a reduced graph move-equivalent to the Le-graph, we get a parametrization of $\mathcal{S}_{\mathcal{M}}^{\text{TNN}}$ via KP divisors on $\Gamma(\mathcal{G})$.
- (3) **Transformation laws between curves and divisors induced by Postnikov moves and reductions on networks:** Postnikov [57] introduces moves and reductions which transform networks preserving the boundary measurement, thus classifying networks representing a given point $[A] \in \mathcal{S}_{\mathcal{M}}^{\text{TNN}}$. In our construction, any such transformation induces a change of the spectral curve and of the KP divisor. In Section 8, we provide the explicit transformation of the divisor under the action of such moves and reductions.

For any given $[A] \in \mathcal{S}_{\mathcal{M}}^{\text{TNN}}$, \mathcal{N} denotes a network representing $[A]$ with graph \mathcal{G} and edge weights w_e [57]. There is a fundamental difference in the gauge freedom of assigning weights depending whether or not the graph \mathcal{G} is reduced.

Remark 3.2.1. The weight gauge freedom [57]. *Given a point $[A] \in \mathcal{S}_{\mathcal{M}}^{\text{TNN}}$ and a planar directed graph \mathcal{G} in the disk representing $\mathcal{S}_{\mathcal{M}}^{\text{TNN}}$, then $[A]$ is represented by infinitely many gauge equivalent systems of weights w_e on the edges e of \mathcal{G} . Indeed, if a positive number t_V is assigned to each internal vertex V , whereas $t_{b_i} = 1$ for each boundary vertex b_i , then the transformation on each directed edge $e = (U, V)$*

$$(3.2) \quad w_e \rightarrow w_e t_U (t_V)^{-1},$$

transforms the given directed network into an equivalent one representing $[A]$. Using the weight gauge freedom, in the following we assume that edges at boundary vertices carry unit weights.

Remark 3.2.2. The unreduced graph gauge freedom. *As it was pointed out in [57], in case of unreduced graphs there is no one-to-one correspondence between the orbits of the gauge weight action (3.2) for a fixed directed graph and the points in the corresponding positroid cell. Since we do not consider graphs with components isolated from the boundary, this extra gauge freedom arises if we apply the creation of parallel edges and leafs (see Section 8). In contrast with gauge transformations of the weights (3.2) the unreduced graph gauge freedom affects the KP divisor.*

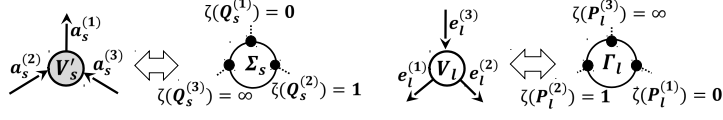


FIGURE 5. Local coordinates on the components Γ_l and Σ_s (reflection w.r.t. the vertical line): the marked point $P_l^{(m)} \in \Gamma_l$ corresponds to the edge $e_l^{(m)}$ at the white vertex V_l and the marked point $Q_s^{(m)} \in \Sigma_s$ corresponds to the edge $a_s^{(m)}$ at the black vertex V'_s .

Throughout the paper, we assign affine coordinates to each component of $\Gamma(\mathcal{G})$ using the orientation of the graph \mathcal{G} , and we use the same symbol ζ for any such affine coordinate to simplify notations.

Definition 3.2.1. Affine coordinates on $\Gamma(\mathcal{G})$ On each copy of \mathbb{CP}^1 the local coordinate ζ is uniquely identified by the following properties:

- (1) On Γ_0 , $\zeta^{-1}(P_0) = 0$ and $\zeta(\kappa_1) < \dots < \zeta(\kappa_n)$. To abridge notations, we identify the ζ -coordinate with the marked points $\kappa_j = \zeta(\kappa_j)$, $j \in [n]$;
- (2) On the component Γ_l corresponding to the internal white vertex V_l :

$$\zeta(P_l^{(1)}) = 0, \quad \zeta(P_l^{(2)}) = 1, \quad \zeta(P_l^{(3)}) = \infty,$$

while on the component Σ_s corresponding to the internal black vertex V'_s :

$$\zeta(Q_s^{(1)}) = 0, \quad \zeta(Q_s^{(2)}) = 1, \quad \zeta(Q_s^{(3)}) = \infty.$$

We illustrate Definition 3.2.1 in Figure 5 (see also Figure 2).

In view of Definition 2.0.6, the desired properties of the KP divisor and of the KP wave function on $\Gamma(\mathcal{G})$ for given soliton data $(\mathcal{K}, [A])$ are the following.

Definition 3.2.2. Real regular KP divisor compatible with $[A] \in \mathcal{S}_{\mathcal{M}}^{TNN}$. Let Ω_0 be the infinite oval containing the marked point $P_0 \in \Gamma_0$ and let Ω_s , $s \in [g]$ be the finite ovals of Γ . Let $\mathcal{D}_{S, \Gamma_0} = \mathcal{D}_{S, \Gamma_0}(\vec{t}_0)$ be the Sato divisor for the soliton data $(\mathcal{K}, [A])$. We call a degree g divisor $\mathcal{D}_{\text{KP}, \Gamma} \in \Gamma \setminus \{P_0\}$ a real and regular KP divisor compatible with $(\mathcal{K}, [A])$ if:

- (1) $\mathcal{D}_{\text{KP}, \Gamma} \cap \Gamma_0 = \mathcal{D}_{S, \Gamma_0}$;
- (2) There is exactly one divisor point on each component of Γ corresponding to a trivalent white vertex;
- (3) In any finite oval Ω_s , $s \in [g]$, there is exactly one divisor point;
- (4) In the infinite oval Ω_0 , there is no divisor point.

Definition 3.2.3. A real regular KP wave function on Γ corresponding to $\mathcal{D}_{\text{KP},\Gamma}$: Let $\mathcal{D}_{\text{KP},\Gamma}$ be a degree g real regular divisor on Γ satisfying Definition 3.2.2. A function $\hat{\psi}(P, \vec{t})$, where $P \in \Gamma \setminus \{P_0\}$ and \vec{t} are the KP times, is called a real and regular KP wave function on Γ corresponding to $\mathcal{D}_{\text{KP},\Gamma}$ if:

- (1) $\hat{\psi}(P, \vec{t}_0) = 1$ at all points $P \in \Gamma \setminus \{P_0\}$;
- (2) The restriction of $\hat{\psi}$ to $\Gamma_0 \setminus \{P_0\}$ coincides with the normalized Sato wave function defined in (2.8): $\hat{\psi}(P, \vec{t}) = \frac{\psi^{(0)}(P; \vec{t})}{\psi^{(0)}(P; \vec{t}_0)}$;
- (3) For all $P \in \Gamma \setminus \Gamma_0$ the function $\hat{\psi}(P, \vec{t})$ satisfies all equations (2.3) of the dressed hierarchy;
- (4) If both \vec{t} and $\zeta(P)$ are real, then $\hat{\psi}(\zeta(P), \vec{t})$ is real. Here $\zeta(P)$ is the local affine coordinate on the corresponding component of Γ as in Definition 3.2.1;
- (5) $\hat{\psi}$ takes equal values at pairs of glued points $P, Q \in \Gamma$, for all \vec{t} : $\hat{\psi}(P, \vec{t}) = \hat{\psi}(Q, \vec{t})$;
- (6) For each fixed \vec{t} the function $\hat{\psi}(P, \vec{t})$ is meromorphic of degree $\leq g$ in P on $\Gamma \setminus \{P_0\}$: for any fixed \vec{t} we have $(\hat{\psi}(P, \vec{t})) + \mathcal{D}_{\text{KP},\Gamma} \geq 0$ on $\Gamma \setminus P_0$, where (f) denotes the divisor of f . Equivalently, for any fixed \vec{t} on $\Gamma \setminus \{P_0\}$ the function $\hat{\psi}(\zeta, \vec{t})$ is regular outside the points of $\mathcal{D}_{\text{KP},\Gamma}$ and at each of these points either it has a first order pole or is regular;
- (7) For each $P \in \Gamma \setminus \{P_0\}$ outside $\mathcal{D}_{\text{KP},\Gamma}$ the function $\hat{\psi}(P, \vec{t})$ is regular in \vec{t} for all times.

Theorem 3.2.1. *Existence and uniqueness of a real and regular KP divisor and KP wave function on Γ .* Let the phases \mathcal{K} , the irreducible positroid cell $\mathcal{S}_{\mathcal{M}}^{\text{TNN}} \subset \text{Gr}^{\text{TNN}}(k, n)$, the PBDTP graph \mathcal{G} representing $\mathcal{S}_{\mathcal{M}}^{\text{TNN}}$ be fixed. Let $\Gamma = \Gamma(\mathcal{G})$ with marked point $P_0 \in \Gamma_0$ be as in Construction 3.1.1.

If \mathcal{G} is reduced and equivalent to the Le-network via a finite sequence of moves of type (M1), (M3) and flip moves (M2), there are no extra conditions and, for any $[A] \in \mathcal{S}_{\mathcal{M}}^{\text{TNN}}$, let \mathcal{N} of graph \mathcal{G} be a network representing $[A]$. Otherwise if \mathcal{G} is reducible, let $[A] \in \mathcal{S}_{\mathcal{M}}^{\text{TNN}}$ such that there exists a network \mathcal{N} of graph \mathcal{G} representing $[A]$ not possessing null edge vectors.

Then, there exists an initial time \vec{t}_0 such that, to the following data $(\mathcal{K}, [A]; \Gamma, P_0; \mathcal{N}; \vec{t}_0)$, we associate

- (1) An **unique** real regular degree g KP divisor $\mathcal{D}_{\text{KP},\Gamma}$ as in Definition 3.2.2;
- (2) An **unique** real regular KP wave function $\hat{\psi}(P, \vec{t})$ corresponding to this divisor satisfying Definition 3.2.3.

Moreover, $\mathcal{D}_{\text{KP},\Gamma}$ and $\hat{\psi}(P, \vec{t})$ are both invariant with respect to changes of the vertex, the weight and the ray direction gauges and of the orientation of the graph \mathcal{G} .

In Section 5 we explicitly construct both the divisor and the wave function for the soliton data $(\mathcal{K}, [A])$ and we prove that the divisor is contained in the union of the ovals. The construction is carried out explicitly fixing the orientation of the network and the ray direction, the vertex and the weight gauges. In Section 5.4 we prove that the KP divisor is independent both on the chosen orientation and such gauges. In Section 6, we combinatorially complete the proof of Theorem 3.2.1 by showing that there is exactly one KP divisor point in each finite oval.

In [5] we have constructed a KP divisor and a KP wave function in the special case where \mathcal{G} is the Le-graph acyclically oriented w.r.t. the lexicographically minimal base of \mathcal{M} . In that case, we use a recursive procedure to define a system of edge vectors on the Le-network which rules the value of both the vacuum and the dressed wave functions at the double points of Γ . Here we extend such construction to any directed network \mathcal{N} representing $[A]$. In Section 4 we prove that, for any given gauge ray direction associated to the oriented network, we obtain an **unique** system of edge vectors satisfying appropriate boundary conditions. In such Section, we give explicit expressions for their components and explain their dependence on changes of orientation and of ray direction, weight and vertex gauges.

If all edge vectors on the PBDTP network \mathcal{N} are not null, then the **normalized** dressed edge wave function is well defined at the double points of Γ (Section 5.2). Then, using the linear relations at the vertices, we assign a dressed network divisor number to any trivalent white vertex V_l in Definition 5.2.3. The dressed network divisor number is the local coordinate of the KP divisor point $P_l^{(\text{dr})} \in \Gamma_l$ and the position of $P_l^{(\text{dr})}$ is independent on the orientation of the network, on the gauge ray direction, on the weight gauge and on the vertex gauge (Section 5.4). This set of divisor points has degree $g - k$ equal to the number of trivalent white vertices in the PBDTP graph \mathcal{G} .

$\mathcal{D}_{\text{KP}, \Gamma}$ is defined as the sum of the degree k Sato divisor $\mathcal{D}_{\text{S}, \Gamma_0}$ and of the degree $g - k$ divisor contained in the union of the components Γ_l . By definition, $\mathcal{D}_{\text{KP}, \Gamma}$ is contained in the union of the ovals of Γ and the normalized wave function may be meromorphically extended so that, for any fixed \vec{t} , we have $(\hat{\psi}(P, \vec{t})) + \mathcal{D}_{\text{KP}, \Gamma} \geq 0$ on $\Gamma \setminus P_0$.

Finally, in Section 8 we explain how edge vectors are transformed under the action of Postnikov moves and reductions. As a consequence of Theorems 3.2.1 and 4.8.1 and Proposition 4.8.3 we get the first statement in the following Corollary. The second part follows from the explicit characterization of the effect of moves and reductions on the wave function and the divisor carried in Section 8.

Corollary 3.2.2. *Under the hypotheses of Theorem 3.2.1:*

- (1) **Parametrization of $\mathcal{S}_{\mathcal{M}}^{TNN}$ via KP divisors:** *If the PBDTP graph \mathcal{G} representing $\mathcal{S}_{\mathcal{M}}^{TNN}$ is reduced and equivalent to the Le-graph via a finite sequence of moves (M1), (M3) and flip moves (M2), then for any fixed \vec{t}_0 , there is a local one-to-one correspondence between KP divisors on $\Gamma(\mathcal{G})$ and points $[A] \in \mathcal{S}_{\mathcal{M}}^{TNN}$.*
- (2) **Discrete transformation between curves and divisors induced by moves and reductions:** *Let \mathcal{G} and \mathcal{G}' be two PBDTP graphs equivalent by a finite sequence of moves and reductions for which Theorem 3.2.1 holds true for the same \vec{t}_0 , then there is an explicit transformation of the KP divisor on $\Gamma(\mathcal{G})$ to the KP divisor on $\Gamma(\mathcal{G}')$.*

Remark 3.2.3. Global parametrization ia KP divisor or positroid cells *We claim that if, for a given graph \mathcal{G} representing a given positroid cell $\mathcal{S}_{\mathcal{M}}^{TNN}$, and any point $[A] \in S$ there is a network \mathcal{N} of graph \mathcal{G} not possessing null vectors, it is possible to show that the KP divisors provide a global parametrization of $\mathcal{S}_{\mathcal{M}}^{TNN}$ after applying some blow-ups in all cases where some of the divisor points occur at double points. We claim that this occurs also when the network only carries null edge vectors of type 1, whereas in the case of null edge vectors of type 2 it is necessary to modify both the network and the divisor. We plan to discuss thoroughly this issue in a future publication. For some examples see Sections 5.5 and 5.6, and also Figures 43 and 44.*

In contrast to [3, 5], the proof of Theorem 3.2.1 does not require the technical step of constructing and characterizing a vacuum divisor on Γ . Nevertheless, as a byproduct of the construction carried in the following Sections, we also get a vacuum divisor with properties similar to those established in [5] in the case of the Le-network. We remark that the vacuum and the KP divisors have different properties: the vacuum divisor depends both on the base I which rules the orientation of the network and on the choice of the position of the Darboux points, whereas the KP divisor is invariant with respect to both.

Theorem 3.2.3. Characterization of the vacuum divisor $\mathcal{D}_{\text{vac}, \Gamma}$. *Let \mathcal{K} , $[A] \in \mathcal{S}_{\mathcal{M}}^{TNN} \subset \text{Gr}^{TNN}(k, n)$, \mathcal{G} , \mathcal{N} , \vec{t}_0 , $\Gamma = \Gamma(\mathcal{G})$ with marked point $P_0 \in \Gamma_0$, be as in Theorem 3.2.1.*

Let I be the base in \mathcal{M} associated to the orientation of \mathcal{G} and \mathcal{N}' be the modified network as in Construction 5.1.1 with Darboux points $P_j^{(3)} \in \Gamma_j$, $j \in [n]$, where $P_j^{(3)}$ is a Darboux source point if $j \in I$.

Then, there exists an unique real and regular degree g vacuum divisor $\mathcal{D}_{\text{vac}, \Gamma}$ associated to the data $(\mathcal{K}, [A]; I, \Gamma, P_0, P_j^{(3)}, j \in I; \mathcal{N}; \vec{t}_0)$ with the following properties:

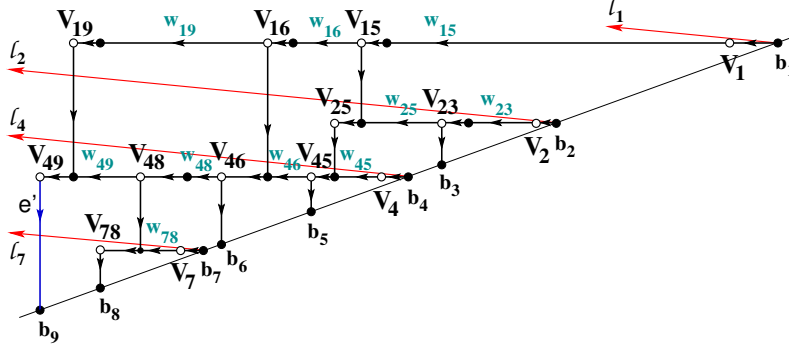


FIGURE 6. The rays starting at the boundary sources for a given orientation of the network uniquely fix the edge vectors.

- (1) $\mathcal{D}_{\text{vac}, \Gamma}$ is contained in the union of all the ovals of Γ ;
- (2) There is exactly one divisor point on each component of Γ corresponding to a trivalent white vertex or a bivalent white vertex Γ_j , $j \in I$, containing a Darboux source point;
- (3) In any finite oval Ω_s , $s \in [g]$, the total number of vacuum divisor poles plus the number of Darboux source points is 1 (mod 2);
- (4) In the infinite oval Ω_0 , the total number of vacuum divisor poles plus the number of Darboux source points plus k is 0 (mod 2).

4. SYSTEMS OF VECTORS ON PBDTP NETWORKS

In this Section we construct systems of vectors on the edges e of any given PBDTP network \mathcal{N} in the disk (in the following we call it just network), representing a given point $[A] \in \mathcal{S}_{\mathcal{M}}^{\text{TNN}} \subset Gr^{\text{TNN}}(k, n)$ in Postnikov classification [57]. \mathcal{G} denotes the graph of \mathcal{N} . We associate vectors to edges because the latter correspond to the double points of $\Gamma(\mathcal{G})$. Using such vectors, in Section 5 we construct a normalized dressed edge wave function $\hat{\Psi}_{\mathcal{N}}(\vec{t})$ and extend it to a meromorphic function on $\Gamma(\mathcal{G}) \setminus \{P_0\}$ in Section 5.4. Therefore, in our construction, requirement (5) in Definition 3.2.3 is automatically satisfied.

We assign the j -th vector of the canonical basis to any boundary vertex b_j and define the j -th component of the vector E_e at the edge $e \in \mathcal{N}$ as the sum of the contributions of all directed paths from e to b_j . The absolute value of the contribution of one such directed path is equal to the product of the weights on this path.

To rule out the sign of a given path contribution, we introduce an additional structure on $(\mathcal{N}, \mathcal{O})$: the gauge ray direction \mathbf{l} .

Definition 4.0.1. *The gauge ray direction \mathfrak{l} . We choose an oriented direction \mathfrak{l} with the following properties:*

- (1) *The ray with the direction \mathfrak{l} starting at a boundary vertex points inside the disk;*
- (2) *No internal edge is parallel to this direction;*
- (3) *All rays starting at boundary vertices do not contain internal vertices.*

We remark that the first property may always be satisfied since all boundary vertices lie at a common straight interval in the boundary of \mathcal{N} .

Remark 4.0.1. *In [29], a gauge ray direction was introduced to compute the winding number of a path joining boundary vertices. Here we use it also to generalize the notion of number of boundary source points crossed by a path when the path starts at an internal edge e .*

The sign of the contribution of one such directed path depends on the generalized winding number and the generalized intersection number with gauge rays starting at the boundary sources.

We then prove that the components of the edge vectors are explicit rational expressions in the edge weights with subtraction free denominators (Section 4.3). The proof of the latter statement follows adapting the calculation of the boundary measurement map in [57] and [65]. The edge vectors are also the unique solution of a linear system of relations on $(\mathcal{N}, \mathcal{O}, \mathfrak{l})$ (Section 4.4).

We remark that null edge vectors are possible even if there exist paths starting at the given internal edge and reaching boundary sinks. However, we prove that null edge vectors are forbidden in all networks admitting an acyclic orientation (Section 4.8). Since unreduced graphs have the extra gauge freedom introduced in Remark 3.2.2, we also conjecture that such freedom may be used to avoid null edge vectors also in the case of reducible networks not admitting an acyclic orientation.

If the orientation \mathcal{O} is fixed and the direction \mathfrak{l} changes, then the vector assigned to the edge e may only change sign (Section 4.5). This property ensures that we uniquely construct a KP divisor on Γ for each orientation and that such divisor does not depend on the gauge ray direction (Corollary 5.2.4).

If we change the orientation \mathcal{O} and keep the direction \mathfrak{l} invariant, each new vector is a linear combination of the old vector and of the rows of a chosen representative matrix of $[A]$ (Section 4.6). This property implies that the KP divisor on Γ does not depend on the orientation of the network (Corollary 5.2.5 and Theorem 5.4.1).

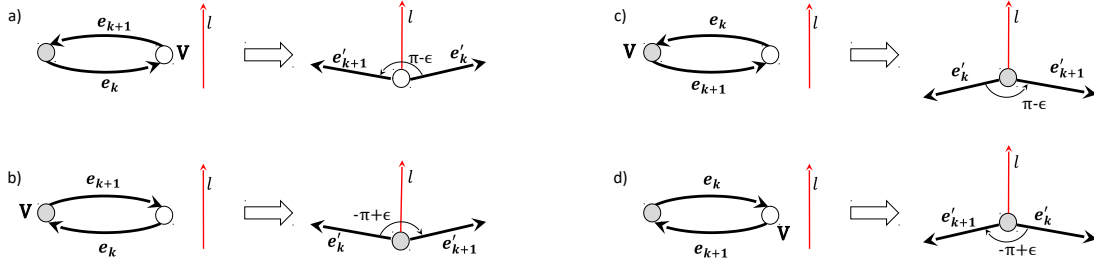


FIGURE 7. If the ordered pair (e_k, e_{k+1}) is antiparallel at V , we slightly rotate the two edge vectors at V to compute $s(e_k, e_{k+1})$. Using (4.2) and (4.3), we get a): $s(e_k, e_{k+1}) = 1 = \text{wind}(e_k, e_{k+1})$; b): $s(e_k, e_{k+1}) = -1 = \text{wind}(e_k, e_{k+1})$; c): $s(e_k, e_{k+1}) = 1$, $\text{wind}(e_k, e_{k+1}) = 0$; d): $s(e_k, e_{k+1}) = -1$, $\text{wind}(e_k, e_{k+1}) = 0$.

In Section 4.7 we discuss the effect of both the weight and the vertex gauges introduced in Remarks 3.1.4 and 3.2.1. In both cases these gauges affect the edge vectors only locally and do not affect the KP divisor on Γ .

4.1. Construction of systems of edge vectors and their basic properties. Let $b_{i_r}, r \in [k]$, $b_{j_l}, l \in [n - k]$, respectively be the set of boundary sources and boundary sinks associated to the given orientation. Then draw the rays $\mathfrak{l}_r, r \in [k]$, starting at b_{i_r} associated with the pivot columns of the given orientation. In Figure 6 we show an example.

Definition 4.1.1. *The local winding number at an ordered pair of oriented edges* For a generic ordered pair (e_k, e_{k+1}) of oriented edges, define

$$(4.1) \quad s(e_k, e_{k+1}) = \begin{cases} +1 & \text{if the ordered pair is positively oriented} \\ 0 & \text{if } e_k \text{ and } e_{k+1} \text{ are parallel} \\ -1 & \text{if the ordered pair is negatively oriented} \end{cases}$$

In the non generic case of ordered antiparallel edges, we slightly rotate the pair (e_k, e_{k+1}) to (e'_k, e'_{k+1}) as in Figure 7 and define

$$(4.2) \quad s(e_k, e_{k+1}) = \lim_{\epsilon \rightarrow 0^+} s(e'_k, e'_{k+1}).$$

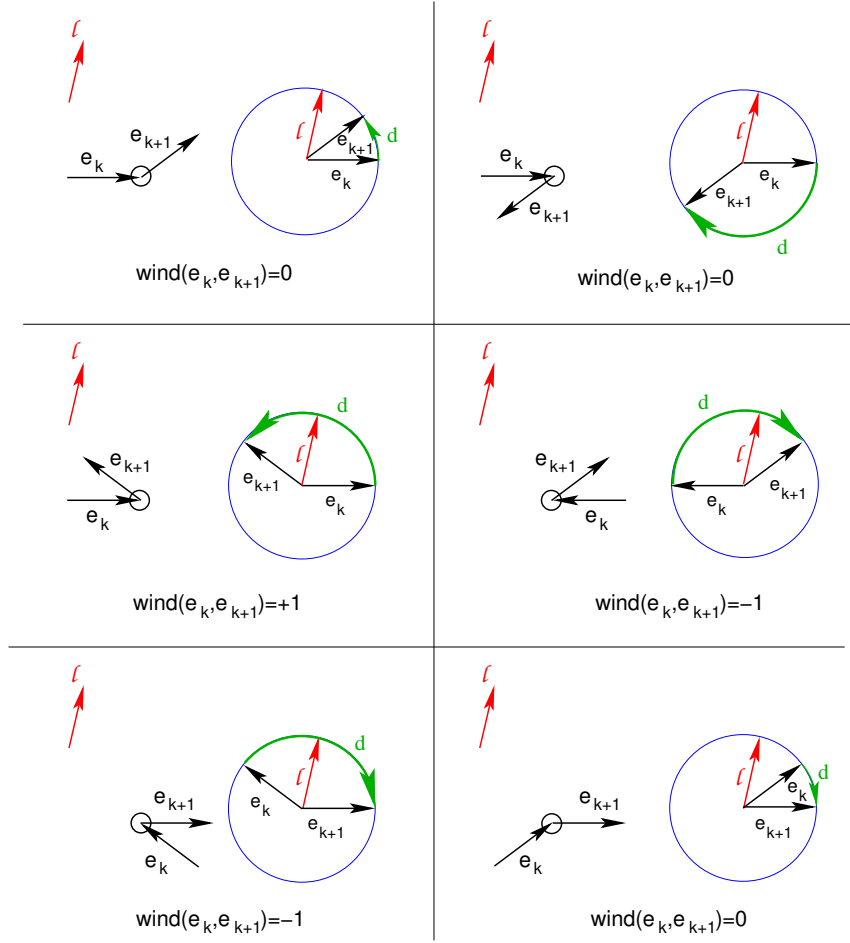


FIGURE 8. The local rule to compute the winding number.

Then the winding number of the ordered pair (e_k, e_{k+1}) with respect to the gauge ray direction l is

$$(4.3) \quad wind(e_k, e_{k+1}) = \begin{cases} +1 & \text{if } s(e_k, e_{k+1}) = s(e_k, l) = s(l, e_{k+1}) = 1 \\ -1 & \text{if } s(e_k, e_{k+1}) = s(e_k, l) = s(l, e_{k+1}) = -1 \\ 0 & \text{otherwise.} \end{cases}$$

We illustrate the rule in Figure 8.

Let us now consider a directed path $\mathcal{P} = \{e = e_1, e_2, \dots, e_m\}$ starting at a vertex V_1 (either a boundary source or internal vertex) and ending at a boundary sink b_j , where $e_1 = (V_1, V_2)$, $e_2 = (V_2, V_3)$, \dots , $e_m = (V_m, b_j)$. At each edge the orientation of the path coincides with the orientation of this edge in the graph.

We assign three numbers to \mathcal{P} :

- (1) The **weight** $w(\mathcal{P})$ is simply the product of the weights w_l of all edges e_l in \mathcal{P} , $w(\mathcal{P}) = \prod_{l=1}^m w_l$. If we pass the same edge e of weight w_e r times, the weight is counted as w_e^r ;
- (2) The **generalized winding number** $\text{wind}(\mathcal{P})$ is the sum of the local winding numbers at each ordered pair of its edges

$$\text{wind}(\mathcal{P}) = \sum_{k=1}^{m-1} \text{wind}(e_k, e_{k+1}),$$

with $\text{wind}(e_k, e_{k+1})$ as in Definition 4.1.1;

- (3) $\text{int}(\mathcal{P})$ is the **number of intersections** between the path and the rays \mathfrak{l}_{i_r} , $r \in [k]$:
 $\text{int}(\mathcal{P}) = \sum_{s=1}^m \text{int}(e_s)$, where $\text{int}(e_s)$ is the number of intersections of gauge rays \mathfrak{l}_{i_r} with e_s .

The generalized winding of the path \mathcal{P} depends on the gauge ray direction \mathfrak{l} since it counts how many times the tangent vector to the path is parallel and has the same orientation as \mathfrak{l} .

Definition 4.1.2. The edge vector E_e . For any edge e , let us consider all possible directed paths $\mathcal{P} : e \rightarrow b_j$, in $(\mathcal{N}, \mathcal{O}, \mathfrak{l})$ such that the first edge is e and the end point is the boundary vertex b_j , $j \in [n]$. Then the j -th component of E_e is defined as:

$$(4.4) \quad (E_e)_j = \sum_{\mathcal{P}: e \rightarrow b_j} (-1)^{\text{wind}(\mathcal{P}) + \text{int}(\mathcal{P})} w(\mathcal{P}).$$

If there is no path from e to b_j , the j -th component of E_e is assigned to be zero. By definition, at the edge e at the boundary sink b_j , the edge vector E_e is

$$(4.5) \quad (E_e)_k = (-1)^{\text{int}(e)} w(e) \delta_{jk}.$$

In particular, for any e , all components of E_e corresponding to the boundary sources in the given orientation are equal to zero. If e is an edge belonging to the connected component of an isolated boundary sink b_j , then E_e is proportional to the j -th vector of the canonical basis, while if e is an edge belonging to the connected component of an isolated boundary source, then E_e is the null vector.

If the number of paths starting at e and ending at b_j is finite for a given edge e and destination b_j , the component $(E_e)_j$ in (4.4) is a polynomial in the edge weights.

If the number of paths starting at e and ending at b_j is infinite and the weights are sufficiently small, it is easy to check that the right hand side in (4.4) converges. In Section 4.3 we adapt the summation procedures of [57] and [65] to prove that the edge vector components are rational expressions with subtraction-free denominators and provide explicit expressions (Theorem 4.3.1).

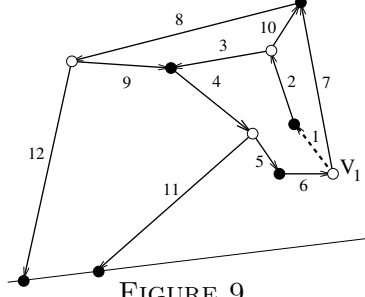


FIGURE 9.

4.2. Edge-loop erased walks, conservative and edge flows. Our next aim is to study the structure of the expressions representing the components of the edge vectors.

First, following [22], see also [47], we adapt the notion of loop-erased walk to our situation, since our walks start at an edge, not at a vertex.

Definition 4.2.1. Edge loop-erased walks. Let \mathcal{P} be a walk (directed path) given by

$$V_e \xrightarrow{e} V_1 \xrightarrow{e_1} V_2 \rightarrow \dots \rightarrow b_j,$$

where V_e is the initial vertex of the edge e . The edge loop-erased part of \mathcal{P} , denoted $LE(\mathcal{P})$, is defined recursively as follows. If \mathcal{P} does not pass any edge twice (i.e., all edges e_i are distinct), then $LE(\mathcal{P}) = \mathcal{P}$. Otherwise, set $LE(\mathcal{P}) = LE(\mathcal{P}_0)$, where \mathcal{P}_0 is obtained from \mathcal{P} , by removing the first edge loop it makes; more precisely, find all pairs l, s with $s > l$ and $e_l = e_s$, choose the one with the smallest value of l and s and remove the cycle

$$V_l \xrightarrow{e_l} V_{l+1} \xrightarrow{e_{l+1}} V_{l+2} \rightarrow \dots \xrightarrow{e_{s-1}} V_s,$$

from \mathcal{P} .

Remark 4.2.1. An edge loop-erased walk can pass twice through the first vertex V_e , but it cannot pass twice any other vertex due to trivalency. For example, the directed path 1, 2, 3, 4, 5, 6, 7, 8, 12 at Figure 9 is edge loop-erased but it passes twice through the starting vertex V_1 . In general, the edge loop-erased walk does not coincide with the loop-erased walk defined in [22, 47]. For instance, the directed path 1, 2, 3, 4, 5, 6, 7, 8, 9, 4, 11 has edge loop-erased walk 1, 2, 3, 4, 11 and the loop-erased walk 7, 8, 9, 4, 11.

However, if e starts at a boundary source, these two definitions coincide.

In our text we never use loop-erased walks in the sense of [22] and we use the notation $LE(\mathcal{P})$ in the sense of Definition 4.2.1.

With this procedure, to each path starting at e and ending at b_j we associate an unique edge loop-erased walk $LE(\mathcal{P})$, where the latter path is either acyclic or possesses one simple cycle passing through the initial vertex. Then we formally reshuffle the summation over infinitely many paths starting at e and ending at b_j to a summation over a finite number of equivalent classes $[LE(\mathcal{P}_s)]$, each one consisting of all paths sharing the same edge loop-erased walk, $LE(\mathcal{P}_s)$, $s = 1, \dots, S$. Let us remark that $\text{int}(\mathcal{P}) - \text{int}(LE(\mathcal{P}_s)) = 0 \pmod{2}$ for any $\mathcal{P} \in [LE(\mathcal{P}_s)]$, and, moreover, $\text{wind}(\mathcal{P}) - \text{wind}(LE(\mathcal{P}_s))$ has the same parity as the number of simple cycles of \mathcal{P} minus the number of simple cycles of $LE(\mathcal{P}_s)$. With this in mind, we reexpress (4.4) as follows

$$(4.6) \quad (E_e)_j = \sum_{s=1}^S (-1)^{\text{wind}(LE(\mathcal{P}_s)) + \text{int}(LE(\mathcal{P}_s))} \left[\sum_{\substack{\mathcal{P}: e \rightarrow b_j \\ \mathcal{P} \in [LE(\mathcal{P}_s)]}} (-1)^{\text{wind}(\mathcal{P}) - \text{wind}(LE(\mathcal{P}_s))} w(\mathcal{P}) \right].$$

We remark that the winding number along each simple closed loop introduces a $-$ sign in agreement with [57]. Therefore the summation over paths may be interpreted as a discretization of path integration in some spinor theory. In typical spinor theories the change of phase during the rotation of the spinor corresponds to standard measure on the group $U(1)$ and requires the use of complex numbers. The introduction of the gauge direction forces the use of δ -type measures instead of the standard measure on $U(1)$, and it permits to work with real numbers only.

Next we adapt the definitions of flows and conservative flows in [65] to our case.

Definition 4.2.2. Conservative flow [65]. *A collection C of distinct edges in a PBDTP graph \mathcal{G} is called a conservative flow if*

- (1) *For each interior vertex V_d in \mathcal{G} the number of edges of C that arrive at V_d is equal to the number of edges of C that leave from V_d ;*
- (2) *C does not contain edges incident to the boundary.*

We denote the set of all conservative flows C in \mathcal{G} by $\mathcal{C}(\mathcal{G})$. In particular, $\mathcal{C}(\mathcal{G})$ contains the trivial flow with no edges to which we assign weight 1.

Definition 4.2.3. Edge flow at e . *A collection F_e of distinct edges in a PBDTP graph \mathcal{G} is called edge flow starting at the edge $e = e_1 = (V_1, V_2)$ if*

- (1) *$e \in F_e$;*
- (2) *For each interior vertex $V_d \neq V_1$ in \mathcal{G} the number of edges of F_e that arrive at V_d is equal to the number of edges of F_e that leave from V_d ;*

- (3) At V_1 the number of edges of F_e that arrive at V_1 is equal to the number of edges of F_e that leave from V_1 minus 1.

We denote the set of all edge flows F starting at an edge e and ending at a boundary sink b_j in \mathcal{G} by $\mathcal{F}_{e,b_j}(\mathcal{G})$.

The conservative flows are collections of non-intersecting simple loops in the directed graph \mathcal{G} . We assign **no winding numbers** to conservative flows, exactly as in [65]. Due to the fact that the number of intersection of gauge rays with each connected component of a conservative flow is even, the assignment of intersection numbers to conservative flows is irrelevant.

In our setting an edge flow F_{e,b_j} in $\mathcal{F}_{e,b_j}(\mathcal{G})$ is either an edge loop-erased walk P_{e,b_j} starting at the edge e and ending at the boundary sink b_j or the union of P_{e,b_j} with a conservative flow with no common edges with P_{e,b_j} . In particular, our definition of edge flow coincides with the definition of flow in [65] if e starts at a boundary source except for the winding and intersection numbers.

Definition 4.2.4. (1) We assign one number to each $C \in \mathcal{C}(\mathcal{G})$: the **weight** $w(C)$ is the product of the weights of all edges in C .

- (2) Let $F_{e,b_j} \in \mathcal{F}_{e,b_j}(\mathcal{G})$ be the union of the edge loop-erased walk P_{e,b_j} with a conservative flow with no common edges with P_{e,b_j} (this conservative flow may be the trivial one). We assign three numbers to F_{e,b_j} :

- (a) The **weight** $w(F_e)$ is the product of the weights of all edges in F_e .
 (b) The **winding number** $\text{wind}(F_{e,b_j})$:

$$(4.7) \quad \text{wind}(F_{e,b_j}) = \text{wind}(P_{e,b_j});$$

- (c) The **intersection number** $\text{int}(F_{e,b_j})$:

$$(4.8) \quad \text{int}(F_{e,b_j}) = \text{int}(P_{e,b_j}).$$

4.3. Rational representation of the components of E_e . A deep result of [57], see also [65], is that each infinite summation in the square bracket of (4.6) is a subtraction-free rational expression when e is the edge at a boundary source. In this Section, adapting Theorem 3.2 in [65] to our purposes, we show that the components of E_e defined in (4.4) are rational expression in the weights with subtraction-free denominator and we provide an explicit expression for them. We remark that, contrary to the case in which the initial edge starts at a boundary source, if e

is an internal edge, the j -th component of E_e may be null even if there exist paths starting at e and ending at b_j (see Figure 16).

Theorem 4.3.1. *Rational representation for the components of vectors E_e* *Let $(\mathcal{N}, \mathcal{O}, \mathfrak{l})$ be a PBDTP network representing a point $[A] \in \mathcal{S}_{\mathcal{M}}^{TNN} \subset Gr^{TNN}(k, n)$ with orientation \mathcal{O} associated to the base $I = \{1 \leq i_1 < i_2 < \dots < i_k \leq n\}$ in the matroid \mathcal{M} and gauge ray direction \mathfrak{l} . Let us assign the j -th vectors of the canonical basis to the boundary sinks b_j , $j \in \bar{I}$. Let the edge $e \in \mathcal{N}$ be such that there is a path starting at e and ending at the boundary sink b_j . Then the j -th component of the edge vector at e , $(E_e)_j$, defined in (4.6) is a rational expression in the weights on the network with subtraction-free denominator:*

$$(4.9) \quad (E_e)_j = \frac{\sum_{F \in \mathcal{F}_{e, b_j}(\mathcal{G})} (-1)^{\text{wind}(F) + \text{int}(F)} w(F)}{\sum_{C \in \mathcal{C}(\mathcal{G})} w(C)},$$

where notations are as in Definitions 4.2.2, 4.2.3 and 4.2.4.

Proof. The proof is a straightforward adaptation of the proof in [65] for the computation of the Plücker coordinates. If the graph is acyclic, (4.9) coincides with (4.4) because the denominator is one and edge flows F_{e, b_j} are in one-to-one correspondence with directed paths connecting e to b_j . Otherwise, in view of (4.4), (4.9) can be written as:

$$(4.10) \quad \sum_{\mathcal{P}: e \rightarrow b_j} \sum_{C \in \mathcal{C}(\mathcal{G})} (-1)^{\text{wind}(\mathcal{P}) + \text{int}(\mathcal{P})} w(\mathcal{P}) w(C) = \sum_{F \in \mathcal{F}_{e, b_j}(\mathcal{G})} (-1)^{\text{wind}(F) + \text{int}(F)} w(F),$$

where in the left-hand side the first sum is over all directed paths from e to b_j . In the left-hand side we have two types of terms (see also (4.6)):

- (1) \mathcal{P} is an edge loop-erased walk and C is a conservative flow with no common edges with \mathcal{P} . By (4.7), the summation over this group coincides with the right-hand side of (4.10);
- (2) \mathcal{P} is not edge loop-erased or it is loop-erased, but has a common edge with C .

Following [65], we prove that the summation over the second group gives zero by introducing a sign-reversing involution φ on the set of pairs (C, P) . We first assign two numbers to each pair (C, P) as follows:

- (1) Let $P = (e_1, \dots, e_m)$. If P is edge loop-erased, set $\bar{s} = +\infty$; otherwise, let $L_1 = (e_l, e_{l+1}, \dots, e_{s_1})$ be the first loop erased according to Definition 4.2.1 and set $\bar{s} = s$;
- (2) If C does not intersect P , set $\bar{t} = +\infty$. Otherwise, set \bar{t} the smallest t such that $e_t \in P$ and $e_t \in C$. Denote the component of C containing $e_{\bar{t}}$ by $L_2 = (l_1, \dots, l_p)$ with $l_1 = e_{\bar{t}}$.

A pair (C, P) belongs to the second group if and only if at least one of the numbers \bar{s} , \bar{t} is finite. Moreover, in this case, $\bar{s} \neq \bar{t}$ due to the perfect orientation of the network. We then define $(C^*, P^*) = \varphi(C, P)$ as follows:

- (1) If $\bar{s} < \bar{t}$, then P completes its first cycle L_1 before intersecting any cycle in C . In this case $L_1 \cap C = \emptyset$, and we remove L_1 from P and add it to C . Then $P^* = (e_1, \dots, e_{l-1}, e_s, \dots, e_m)$ and $C^* = C \cup L_1$;
- (2) If $\bar{t} < \bar{s}$, then P intersects L_2 before completing its first cycle. Then we remove L_2 from C and add it to P : $C^* = C \setminus L_2$, $P^* = (e_1, \dots, e_{\bar{t}-1}, l_1 = e_{\bar{t}}, l_2, \dots, l_p, e_{\bar{t}+1}, \dots, e_m)$.

From the construction of φ it follows immediately that (C^*, P^*) belongs to the second group, $\varphi^2 = \text{id}$, and φ is sign-reversing since $w(C^*)w(P^*) = w(C)w(P)$, $\text{wind}(P) + \text{wind}(P^*) = 1 \pmod{2}$ and $\text{int}(P) + \text{int}(P^*) = 0 \pmod{2}$. \square

Corollary 4.3.2. Edge vectors at boundary sources. *Under the hypotheses of Theorem 4.3.1, let e be the edge starting at the boundary source b_{i_r} . Then the number $\text{wind}(F) + \text{int}(F)$ has the same parity for all edge flows F from b_{i_r} to b_j and it is equal to the number N_{rj} of boundary sources between i_r and j in the orientation \mathcal{O} ,*

$$(4.11) \quad N_{rj} = \# \{ i_s \in I, i_s \in] \min\{i_r, j\}, \max\{i_r, j\}[\}.$$

Therefore, for such edges (4.9) simplifies to

$$(4.12) \quad (E_e)_j = (-1)^{N_{rj}} \frac{\sum_{F \in \mathcal{F}_{e, b_j}(\mathcal{G})} w(F)}{\sum_{C \in \mathcal{C}(\mathcal{G})} w(C)} = A_j^r,$$

where A_j^r is the the entry of the reduced row echelon matrix A with respect to the base $I = \{1 \leq i_1 < i_2 < \dots < i_k \leq n\}$.

Proof. First of all, in this case, each edge flow F from i_r to j is either an acyclic edge loop-erased walk \mathcal{P} or the union of \mathcal{P} with a conservative flow C with no common edges with \mathcal{P} . Therefore to prove that the number $\text{wind}(F) + \text{int}(F)$ has the same parity for all F is equivalent to prove that $\text{wind}(\mathcal{P}) + \text{int}(\mathcal{P})$ has the same parity for all edge loop-erased walks from b_{i_r} to b_j . Any two such loop erased walks, \mathcal{P} and $\tilde{\mathcal{P}}$, share at least the initial and the final edges and there exists $s \in \mathbb{N}$ and indices

$$1 \leq l_1 < r_1 \leq l_2 < r_2 \leq l_3 < \dots < l_s < r_s \leq f,$$

such that

$$\begin{aligned}\mathcal{P} &= (e, e_1, e_2, \dots, e_{l_1}, e_{l_1+1}, \dots, e_{r_1-1}, e_{r_1}, e_{r_1+1}, \dots, e_{l_s}, e_{l_s+1}, \dots, e_{r_s-1}, e_{r_s}, \dots, e_f), \\ \tilde{\mathcal{P}} &= (e, e_1, \dots, e_{l_1}, \tilde{e}_1^{(1)}, \dots, \tilde{e}_{f_1}^{(1)}, e_{r_1}, \dots, e_{l_s}, \tilde{e}_1^{(s)}, \dots, \tilde{e}_{f_s}^{(s)}, e_{r_s}, \dots, e_f).\end{aligned}$$

Indeed, due to acyclicity of both \mathcal{P} and $\tilde{\mathcal{P}}$, if we add an edge e_{j,i_r} from b_j to b_{i_r} , we obtain a pair of simple cycles with the same orientation. Moreover, for each simple closed path the winding is equal to 1 modulo 2, therefore

$$\text{wind}(P) = \text{wind}(\tilde{P}) = 1 - \text{wind}(f, e_{j,i_r}) - \text{wind}(e_{j,i_r}, e) \pmod{2},$$

and, for any $p \in [s]$,

$$\sum_{h=l_p+1}^{r_p-1} \text{int}(e_h) - \sum_{h=1}^{f_p} \text{int}(\tilde{e}_h^{(p)}) = 0 \pmod{2},$$

we easily conclude that

$$\text{int}(\mathcal{P}) = \text{int}(\tilde{\mathcal{P}}), \pmod{2}.$$

Since the right hand side in (4.12) coincides, up to the sign $(-1)^{N_{rj}}$, with the formula in [65], the absolute value of the edge vector entry satisfies $|(E_e)_j| = |A_j^r|$.

To complete the proof we need to show that N_{rj} is the number of boundary sources in the interval $] \min\{i_r, j\}, \max\{i_r, j\}[$. Without loss of generality, we may assume that $i_r < j$. Since \mathcal{P} is acyclic, all pivot rays \mathfrak{l}_{i_l} , $i_l \in [i_r - 1] \cup [j, n]$ intersect \mathcal{P} an even number of times, whereas all pivot rays \mathfrak{l}_{i_l} , $i_l \in [i_r + 1, j]$ intersect \mathcal{P} an odd number of times, while \mathfrak{l}_{i_r} intersects \mathcal{P} either an even or an odd number of times. In the first case the winding number of the path is even, while in the second case it is odd (see Figure 11 [left]) and we get (4.11). \square

4.4. The linear system on $(\mathcal{N}, \mathcal{O}, \mathfrak{l})$. The edge vectors satisfy linear relations at the vertices of \mathcal{N} . In Theorem 4.4.2 we prove that this set of linear relations provides an unique system of edge vectors on $(\mathcal{N}, \mathcal{O}, \mathfrak{l})$ for any chosen set of independent vectors at the boundary sinks. Therefore the edge vectors computed in Theorem 4.3.1 may be also interpreted as the unique solution to this linear system of equations when we assign the j -th vector of the canonical basis to the j -th boundary vertex, $j \in [n]$.

Lemma 4.4.1. *The edge vectors E_e on $(\mathcal{N}, \mathcal{O}, \mathfrak{l})$ satisfy the following linear equation at each vertex:*

(1) *At each bivalent vertex with incoming edge e and outgoing edge f :*

$$(4.13) \quad E_e = (-1)^{\text{int}(e) + \text{wind}(e,f)} w_e E_f;$$

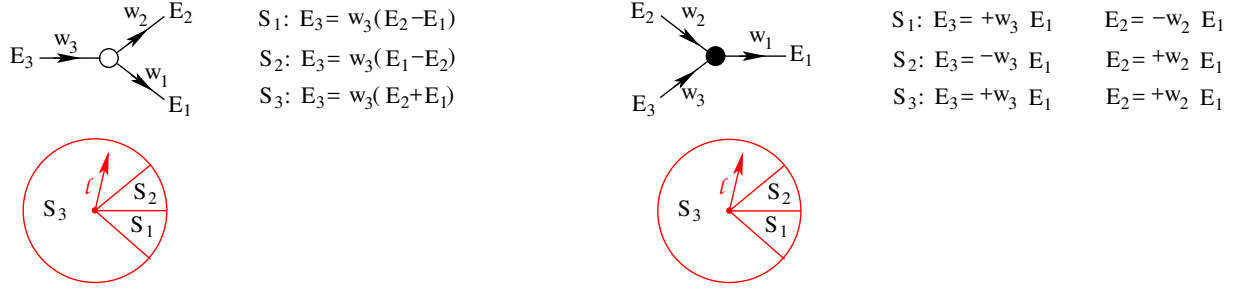


FIGURE 10. The linear system at black and white vertices.

(2) At each trivalent black vertex with incoming edges e_2, e_3 and outgoing edge e_1 we have two relations:

$$(4.14) \quad E_2 = (-1)^{\text{int}(e_2) + \text{wind}(e_2, e_1)} w_2 E_1, \quad E_3 = (-1)^{\text{int}(e_3) + \text{wind}(e_3, e_1)} w_3 E_1;$$

(3) At each trivalent white vertex with incoming edge e_3 and outgoing edges e_1, e_2 :

$$(4.15) \quad E_3 = (-1)^{\text{int}(e_3) + \text{wind}(e_3, e_1)} w_3 E_1 + (-1)^{\text{int}(e_3) + \text{wind}(e_3, e_2)} w_3 E_2,$$

where E_k denotes the vector associated to the edge e_k .

This statement follows directly from the definition of edge vector components as summations over all paths starting from this edge.

In Figure 10 we illustrate these relations at trivalent vertices assuming that the incoming edges do not intersect the gauge boundary rays. For instance, if \mathfrak{l} belongs to the sector S_1 , at the white vertex $E_3 = w_3(E_2 - E_1)$, where E_j denotes the vector associated to the edge e_j , $j \in [3]$, whereas at the black vertex $E_3 = w_3 E_1$ and $E_2 = -w_2 E_1$.

Next we show that, for any given boundary condition at the boundary sink vertices, the linear system in Lemma 4.4.1 defined by equations (4.14), (4.15) and (4.13) at the internal vertices of $(\mathcal{N}, \mathcal{O}, \mathfrak{l})$ possesses a unique solution.

Theorem 4.4.2. Uniqueness of the system of edge vectors on $(\mathcal{N}, \mathcal{O}, \mathfrak{l})$. *Let $(\mathcal{N}, \mathcal{O}, \mathfrak{l})$ be a given PBDTP network with orientation \mathcal{O} and gauge ray direction \mathfrak{l} .*

Then for any set F_1, \dots, F_{n-k} of linearly independent vectors assigned to the boundary sinks b_j , the linear system of equations (4.13), (4.15), (4.14) at all the internal vertices of $(\mathcal{N}, \mathcal{O}, \mathfrak{l})$ is consistent and provides an unique system of edge vectors on $(\mathcal{N}, \mathcal{O}, \mathfrak{l})$.

Moreover, if we properly order variables and equations, the determinant of the matrix M for this linear system is the sum of the weights of all conservative flows in $(\mathcal{N}, \mathcal{O})$:

$$(4.16) \quad \det M = \sum_{C \in \mathcal{C}(\mathcal{G})} w(C).$$

Proof. Let $g + 1$ be the number of faces of \mathcal{N} and let t_W, t_B, d_W and d_B respectively be the number of trivalent white, of trivalent black, of bivalent white, and of bivalent black internal vertices of \mathcal{N} as in (3.1), where n_I is the number of internal edges (i.e. edges not connected to a boundary vertex) of \mathcal{N} . The total number of equations is $n_L = 2t_B + t_W + d_W + d_B = n_I + k$ whereas the total number of variables is equal to the total number of edges $n_I + n$. Therefore the number of free boundary conditions is $n - k$ and equals the number of boundary sinks. By definition, at the edge e at a boundary sink b_j , the edge vector is $E_e = (-1)^{\text{int}(e)} w_e F_j$.

Let us consider the inhomogeneous linear system obtained from equations (4.13), (4.15), (4.14) in the $(n_I + k)$ unknowns given by the edge vectors not ending at the boundary sinks. Let us denote M the $(n_I + k) \times (n_I + k)$ representative matrix of such linear system in which we enumerate edges so that each r -th row corresponds to the equation in (4.13), (4.15), (4.14) in which the edge e_r ending at the given vertex is in the l.h.s.. Then M has unit diagonal by construction.

If the orientation \mathcal{O} is acyclic, then it is possible to enumerate the edges of \mathcal{N} so that their indices in the right hand side of each equation are bigger than that of the index on the left hand side. Therefore M is upper triangular with unit diagonal, $\det M = 1$ and the system of linear relations at the vertices has full rank.

Suppose now that the orientation is not acyclic. The standard formula expresses the determinant of M as:

$$(4.17) \quad \det M = \sum_{\sigma \in S_{n_L}} \text{sign}(\sigma) \prod_{i=1}^{n_L} m_{i, \sigma(i)},$$

where S_{n_L} is the permutation group and sign denotes the parity of the permutation σ .

Any permutation can be uniquely decomposed as the product of disjoint cycles:

$$\sigma = (i_1, i_2, \dots, i_{u_1+1})(j_1, j_2, \dots, j_{u_2+1}) \dots (l_1, l_2, \dots, l_{u_s+1}),$$

and

$$\text{sign}(\sigma) = (-1)^{u_1 + u_2 + \dots + u_s}.$$

On the other side, for $i \neq j$ $m_{i,j} \neq 0$ if and only if the ending vertex of the edge i is the starting vertex of the edge j . Therefore $\prod_{i=1}^{n_L} m_{i, \sigma(i)} \neq 0$ if and only if each cycle with $u_k > 0$ in σ coincides

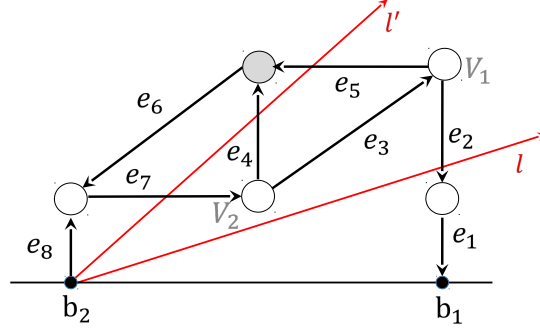


FIGURE 11. We illustrate Proposition 4.5.1.

with a simple cycle in the graph, i.e. σ encodes a conservative flow in the network. Therefore (4.17) can be equivalently expressed as:

$$(4.18) \quad \det M = \sum_{C \in \mathcal{C}(\mathcal{G})} \text{sign}(\sigma(C)) \prod_{i=1}^{n_L} m_{i, \sigma(i)}$$

where $\sigma(C)$ denotes the permutation corresponding to the conservative flow $C = C_1 \cup C_2 \cup \dots \cup C_s$.

Therefore

$$\text{sign}(\sigma(C)) \prod_{i=1}^{n_L} m_{i, \sigma(i)} = \prod_{r=1}^s \left[(-1)^{u_r} \prod_{t=1}^{u_r+1} (-1)^{1 + \text{wind}(e_{i_t}, e_{i_{t+1}}) + \text{int}(e_{i_t})} w_{i_t} \right] = \prod_{r=1}^s w(C_i) = w(C),$$

since the total winding of each simple cycle is 1 (mod 2), the total intersection number for each simple cycle is 0 (mod 2), and $w(C) = w(C_1) \cdots w(C_s)$. \square

Example 4.4.1. For the orientation and gauge ray direction as in Figure 6, the vectors E_e on the Le -network coincide with those introduced in the direct algebraic construction in [5].

4.5. The dependence of E_e on the gauge ray direction \mathfrak{l} . We now discuss the effect of a change of direction in the gauge ray \mathfrak{l} on the vectors E_e .

Proposition 4.5.1. *The dependence of the system of vectors on the ray direction \mathfrak{l} Let $(\mathcal{N}, \mathcal{O})$ be an oriented network and consider two gauge directions \mathfrak{l} and \mathfrak{l}' .*

- (1) *For any boundary source edge e_{i_r} the vector $E_{e_{i_r}}$ does not depend on the gauge direction \mathfrak{l} and it coincides with the r -th row of the generalized RREF of $[A]$, associated to the pivot set I , minus the i_r -th vector of the canonical basis, which we denote E_{i_r} ,*

$$(4.19) \quad E_{e_{i_r}} = A[r] - E_{i_r}.$$

(2) For any other edge e we have

$$(4.20) \quad E'_e = (-1)^{\text{int}(V_e) + \text{par}(e)} E_e,$$

where E_e and E'_e respectively are the edge vectors for e for the gauge direction \mathfrak{l} and \mathfrak{l}' , $\text{par}(e)$ is 1 if we pass the ray e during rotation of the gauge ray direction from \mathfrak{l} to \mathfrak{l}' inside the disk and 0 otherwise, whereas $\text{int}(V_e)$ denotes the number of gauge ray intersections with e which pass the initial vertex V_e of e when we rotate from \mathfrak{l} to \mathfrak{l}' inside the disk.

Proof. Formula (4.19) follows from Corollary 4.3.2: indeed (4.11) implies that the components of E_{e_i} are invariant with respect to changes of the gauge direction. Finally, since there is no path to the boundary source b_i , therefore the corresponding component of the edge vector is zero.

To prove the second statement, we show that, for a given initial edge e , the sign contribution of each edge loop-erased walk starting at e is either the same before and after the gauge ray rotation or changes in the same way for every walk independently of the destination b_j .

Indeed let us consider a monotone continuous change of the gauge direction from initial $\mathfrak{l}(0)$ to final $\mathfrak{l}(1)$. For any given edge loop-erased walk \mathcal{P} , for every $t \in (0, 1)$ such that $\mathfrak{l}(t)$ forms zero angle with any edge of \mathcal{P} distinct from the initial one, the parity of the winding number remains unchanged. It changes 1 (mod 2) only if $\mathfrak{l}(t)$ forms zero angle with the initial edge e of \mathcal{P} : in such case we settle $\text{par}(e) = 1$. We remark that $\mathfrak{l}(t)$ can never form a zero angle with the edge at the boundary sink in \mathcal{P} .

Similarly, if one of the gauge lines passes through a vertex in \mathcal{P} distinct from the initial vertex, then the parity of the intersection number of \mathcal{P} remains unchanged. It changes 1 (mod 2) only if one of the gauge rays passes through the initial vertex of \mathcal{P} (again it can never pass through the final vertex).

Since the first edge e and its initial vertex are common to all paths starting at e , all components of the vector E_e either remain invariant, or are simultaneously multiplied by -1 . \square

Example 4.5.1. We illustrate Proposition 4.5.1 in Figure 11. In the rotation from \mathfrak{l} to \mathfrak{l}' inside the disk, the gauge ray starting at b_2 passes the vertices V_1 and V_2 and the direction e_3 . Therefore $E'_{e_i} = -E_{e_i}$, for $i = 2, 4, 5$, whereas $E'_{e_i} = E_{e_i}$ for all other edges.

4.6. The dependence of E_e on the orientation of the graph. We now explain how the system of vectors change when we change the orientation of the graph. Following [57], a change of orientation can be represented as a finite composition of elementary changes of orientation,

each one consisting in a change of orientation either along a simple cycle \mathcal{Q}_0 or along a non-self-intersecting oriented path \mathcal{P} from a boundary source i_0 to a boundary sink j_0 . Here we use the standard rule that we do not change the edge weight if the edge does not change orientation, otherwise we replace the original weight by its reciprocal.

Theorem 4.6.1. *The dependence of the system of vectors on the orientation of the network.* Let \mathcal{N} be a PBDTP network representing a given point $[A] \in \mathcal{S}_{\mathcal{M}}^{TNN} Gr^{TNN}(k, n)$ and \mathfrak{l} be a gauge ray direction. Let $\mathcal{O}, \hat{\mathcal{O}}$ be two perfect orientations of \mathcal{N} for the bases $I, I' \in \mathcal{M}$. Let $A[r]$, $r \in [k]$, denote the r -th row of a chosen representative matrix of $[A]$. Let E_e be the system of vectors associated to $(\mathcal{N}, \mathcal{O}, \mathfrak{l})$ and satisfying the boundary conditions $E[j]$ at b_j , $j \in \bar{I}$, whereas \hat{E}_e are those associated to $(\mathcal{N}, \hat{\mathcal{O}}, \mathfrak{l})$ and satisfying the boundary conditions $E[l]$ at b_l , $l \in \bar{I}'$.

Then for any $e \in \mathcal{N}$, there exist real constants $\alpha_e \neq 0$, c_e^r , $r \in [k]$ such that

$$(4.21) \quad \hat{E}_e = \alpha_e E_e + \sum_{r=1}^k c_e^r A[r].$$

Proof. In Lemmas 4.6.2 and 4.6.3 we prove Theorem 4.6.1 in the case of elementary changes of orientation. In the general case, the change of orientation is represented by the composition of a finite set of such elementary transformations and, by construction the edge vectors \hat{E}_e solve the linear system of relations and satisfy the desired boundary conditions on $(\mathcal{N}, \hat{\mathcal{O}}, \mathfrak{l})$. Since the solution of the linear system at the internal vertices is unique (Theorem 4.4.2), then the edge vectors \hat{E}_e are the edge vectors in $(\mathcal{N}, \hat{\mathcal{O}}, \mathfrak{l})$. \square

Both in the case of an elementary change of orientation along a non-self-intersecting directed path \mathcal{P}_0 from a boundary source to a boundary sink or along a simple cycle \mathcal{Q}_0 , we provide the explicit relation between the edge vectors in the two orientations. If the change of orientation is ruled by \mathcal{P}_0 , we use a two-steps proof:

- (1) We conveniently change the boundary conditions at the boundary sinks in the initial orientation of the network $(\mathcal{N}, \mathcal{O}, \mathfrak{l})$, we compute the system of vectors \tilde{E}_e satisfying these new boundary conditions and we give explicit relations between the two systems of vectors E_e and \tilde{E}_e on $(\mathcal{N}, \mathcal{O}, \mathfrak{l})$;
- (2) Then, we show that the system of vectors \hat{E}_e in (4.25), defined on $(\mathcal{N}, \hat{\mathcal{O}}, \mathfrak{l})$ in terms of \tilde{E}_e , is the required system of vectors associated to the given change of orientation of the network.

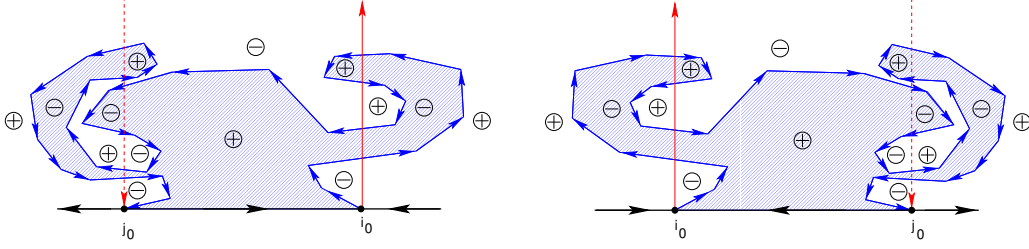


FIGURE 12. We illustrate the marking of the regions.

For any elementary change of orientation, we assign an index $\epsilon(e)$ to each edge of the network in its **initial orientation**. Let \mathcal{P}_0 be a non-self-intersecting oriented path from a boundary source i_0 to a boundary sink j_0 in the initial orientation of \mathcal{N} and divide the interior of the disk into a finite number of regions bounded by the gauge ray \mathfrak{l}_{i_0} oriented upwards, the gauge ray \mathfrak{l}_{j_0} oriented downwards, the path \mathcal{P}_0 oriented as in $(\mathcal{N}, \mathcal{O}, \mathfrak{l})$ and the boundary of the disk divided into two arcs, each oriented from j_0 to i_0 . Then mark a region with a + if its boundary is oriented, otherwise mark it with - (see Figure 12).

Similarly a closed oriented simple path \mathcal{Q}_0 divides the interior of the disk into two regions: we mark the region external to \mathcal{Q}_0 with a + and the internal region with -.

If the edge $e \notin \mathcal{P}_0$ (respectively $e \notin \mathcal{Q}_0$), we assign it an index $\epsilon(e)$ in the original orientation \mathcal{O} of \mathcal{N} as follows

$$(4.22) \quad \epsilon(e) = \begin{cases} 0 & \text{if the starting vertex of } e \text{ belongs to a } + \text{ region,} \\ 1 & \text{if the starting vertex of } e \text{ belongs to a } - \text{ region,} \end{cases}$$

where, in case the initial vertex of e belongs to \mathcal{P}_0 or \mathcal{Q}_0 , we make an infinitesimal shift of the starting vertex in the direction of e before assigning the edge to a region.

If the edge $e \in \mathcal{P}_0$ (respectively $e \in \mathcal{Q}_0$), we assign it the index

$$(4.23) \quad \epsilon(e) = \epsilon_1(e) + \epsilon_2(e) + \epsilon_3(e),$$

using the initial orientation \mathcal{O} as follows:

- (1) We look at the region to the left and near the ending point of e , and assign index

$$\epsilon_1(e) = \begin{cases} 0 & \text{if the region is marked with } +, \\ 1 & \text{if the region is marked with } -; \end{cases}$$

- (2) We consider the ordered pair (e, \mathfrak{l}) and assign index

$$\epsilon_2(e) = \frac{1 - s(e, \mathfrak{l})}{2}$$

with $s(\cdot, \cdot)$ as in (4.1)

(3) We count the number of intersections with the gauge lines \mathfrak{l}_{i_r} , $r \in [k]$, and we define

$$\epsilon_3(e) = \text{ind}_{\mathcal{O}}(e) = \#\{\text{intersections with gauge lines } \mathfrak{l}_{i_r}, r \in [k]\}.$$

Lemma 4.6.2. *The effect of a change of orientation along a non self-intersecting path from a boundary source to a boundary sink. Let $I = \{1 \leq i_1 < i_2 < \dots < i_k \leq n\}$ and $\bar{I} = \{1 \leq j_1 < j_2 < \dots < j_{n-k} \leq n\}$ respectively be the pivot and non-pivot indices in the representative RREF matrix A associated to $(\mathcal{N}, \mathcal{O}, \mathfrak{l})$. Assume that all the edges at the boundary vertices have unit weight and that no gauge ray intersects such edges in the initial orientation. Assume that we change the orientation along a non-self-intersecting oriented path \mathcal{P}_0 from a boundary source i_0 to a boundary sink j_0 . Let E_e and \tilde{E}_e be the systems of vectors on $(\mathcal{N}, \mathcal{O}, \mathfrak{l})$ corresponding to the following choices of boundary conditions at edges e_j ending at the boundary sinks b_j , $j \in \bar{I}$:*

$$(4.24) \quad E_{e_j} = E_j, \quad \tilde{E}_{e_j} = \begin{cases} E_j & \text{if } j \neq j_0; \\ E_{j_0} - \frac{1}{A_{j_0}^{r_0}} A[r_0], & \text{if } j = j_0, \end{cases}$$

where E_j is the j -th vector of the canonical basis, whereas $A[r_0]$ is the row of the matrix A associated to the source i_0 .

Define the system of vectors \hat{E}_e , $e \in \mathcal{N}$, as follows:

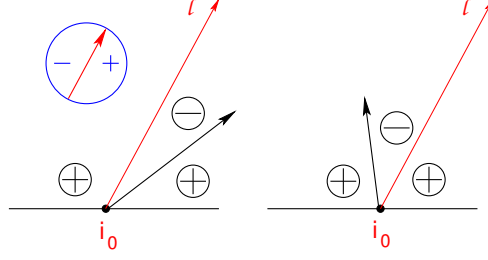
$$(4.25) \quad \hat{E}_e = \begin{cases} (-1)^{\epsilon(e)} \tilde{E}_e, & \text{if } e \notin \mathcal{P}_0, \text{ with } \epsilon(e) \text{ as in (4.22),} \\ \frac{(-1)^{\epsilon(e)}}{w_e} \tilde{E}_e, & \text{if } e \in \mathcal{P}_0, \text{ with } \epsilon(e) \text{ as in (4.23).} \end{cases}$$

Then the system \hat{E}_e defined in (4.25) is the system of vectors on the network $(\mathcal{N}, \hat{\mathcal{O}}, \mathfrak{l})$ satisfying the boundary conditions

$$(4.26) \quad \hat{E}_{e_j} = \begin{cases} (-1)^{\text{int}(e_j)'} E_j & \text{if } j \in \bar{I} \setminus \{j_0\} \\ E_{i_0}, & \text{if } j = i_0, \end{cases}$$

where $\text{int}(e)'$ is the number of intersections of the gauge ray \mathfrak{l}_{j_0} with e .

Remark 4.6.1. To simplify the proof of Lemma 4.6.2, we assume without loss of generality that the edges at boundary vertices have unit weight and that no gauge ray intersects them in the initial orientation. This hypothesis may be always fulfilled modifying the initial network using the weight gauge freedom (Remark 3.2.1) and adding, if necessary, bivalent vertices next to the boundary vertices using move (M3). In Sections 4.7 and 8.3, we show that the effect of

FIGURE 13. The rule of the sign at e_{i_0} .

these transformations amounts to a well-defined non zero multiplicative constant for the edge vectors. Therefore, the statement in Lemma 4.6.2 holds in the general case with obvious minor modifications in the boundary conditions for the three systems of vectors E_e , \tilde{E}_e and \hat{E}_e .

Proof. The system of vectors $\tilde{E}_e - E_e$ is the solution to the system of linear relations on $(\mathcal{N}, \mathcal{O}, \mathfrak{l})$ for the following boundary conditions:

$$\tilde{E}_{e_j} - E_{e_j} = \begin{cases} 0 & \text{if } j \neq j_0; \\ -\frac{1}{A_{j_0}^{r_0}} A[r_0], & \text{if } j = j_0. \end{cases}$$

Then at all edges $e \in \mathcal{N}$ the difference $\tilde{E}_e - E_e$ is proportional to $A[r_0]$. In particular $\tilde{E}_{e_{i_0}} = -E_{i_0}$, since, by construction, $E_{e_{i_0}} = A[r_0] - E_{i_0}$. Therefore, each vector \hat{E}_e in (4.25) is a linear combination of the vector E_e and $A[r_0]$.

In Appendix A we prove that the system \hat{E}_e solves the linear system on $(\mathcal{N}, \hat{\mathcal{O}}, \mathfrak{l})$ at each internal vertex of the network.

Finally the system of edge vectors \hat{E}_e satisfies the boundary conditions in (4.26). First of all, any given boundary sink edge e_j , $j \neq j_0, i_0$, ends in a + region, whereas it starts in a - region only if it intersects \mathfrak{l}_{j_0} . The latter is exactly the unique case in which $\langle E_{e_j}, \hat{E}_{e_j} \rangle = \langle \tilde{E}_{e_j}, \hat{E}_{e_j} \rangle = -1$.

The edge e_{i_0} belongs to the path \mathcal{P}_0 and it does not intersect any gauge ray in both orientations of the network. e_{i_0} has a + region to the left and the pair (e, \mathfrak{l}) is negatively oriented or it has a - region to the left and the pair (e, \mathfrak{l}) is positively oriented (see Figure 13). Therefore

$$\epsilon(e_{i_0}) = \epsilon_1(e_{i_0}) + \epsilon_2(e_{i_0}) = 1.$$

Finally $\hat{E}_{e_{i_0}} = (-1)^{\epsilon(e_{i_0})} \tilde{E}_{e_{i_0}} = E_{i_0}$ since $\tilde{E}_{e_{i_0}} = -E_{i_0}$. \square

The effect of a change of orientation along a closed simple path \mathcal{Q}_0 on the system of edge vectors follows along similar lines as above.

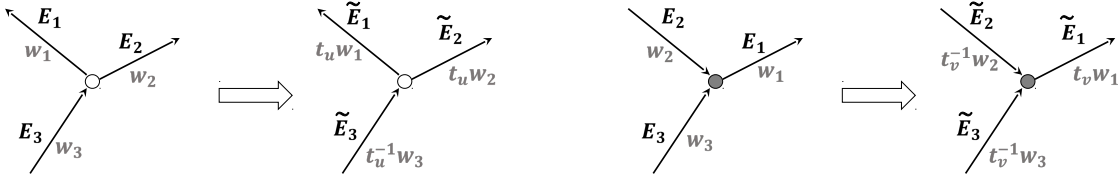


FIGURE 14. The effect of the weight gauge transformation at a white [left] and at a black [right] vertex on the edge vectors.

Lemma 4.6.3. *The effect of a change of orientation along a simple closed cycle. Let $I = \{1 \leq i_1 < i_2 < \dots < i_k \leq n\}$ be the pivot indices for $(\mathcal{N}, \mathcal{O}, \mathfrak{l})$. Let E_e be the system of vectors on $(\mathcal{N}, \mathcal{O}, \mathfrak{l})$ satisfying the boundary conditions E_j at the boundary sinks $j \in \bar{I}$. Assume that we change the orientation along a simple closed cycle \mathcal{Q}_0 and let $(\mathcal{N}, \hat{\mathcal{O}}, \mathfrak{l})$ be the newly oriented network.*

Then, the system of edge vectors

$$(4.27) \quad \hat{E}_e = \begin{cases} (-1)^{\epsilon(e)} E_e, & \text{if } e \notin \mathcal{Q}_0, \text{ with } \epsilon(e) \text{ as in (4.22),} \\ \frac{(-1)^{\epsilon(e)}}{w_e} E_e, & \text{if } e \in \mathcal{Q}_0, \text{ with } \epsilon(e) \text{ as in (4.23).} \end{cases}$$

is the system of vectors on the network $(\mathcal{N}, \hat{\mathcal{O}}, \mathfrak{l})$ satisfying the same boundary conditions E_j at the boundary sinks $j \in \bar{I}$.

The proof follows again from the Lemmas in Appendix A.

4.7. The dependence of the edge vectors on the weight and the vertex gauges freedom. In this Section we discuss the effect of the weight gauge and vertex gauge freedom on the system of edge vectors. Both effect the edge vectors only locally.

Lemma 4.7.1. Dependence of edge vectors on the weight gauge Let E_e be the edge vectors on the network $(\mathcal{N}, \mathcal{O}, \mathfrak{l})$.

- (1) Let \tilde{E}_e be the system of edge vectors on $(\tilde{\mathcal{N}}, \mathcal{O}, \mathfrak{l})$, where $\tilde{\mathcal{N}}$ is obtained from \mathcal{N} applying the weight gauge transformation at a white trivalent vertex as in Figure 14 [left]. Then

$$(4.28) \quad \tilde{E}_e = \begin{cases} E_e, & \forall e \in \mathcal{N}, \quad e \neq e_1, e_2, \\ t_u E_e & \text{if } e = e_1, e_2. \end{cases}$$

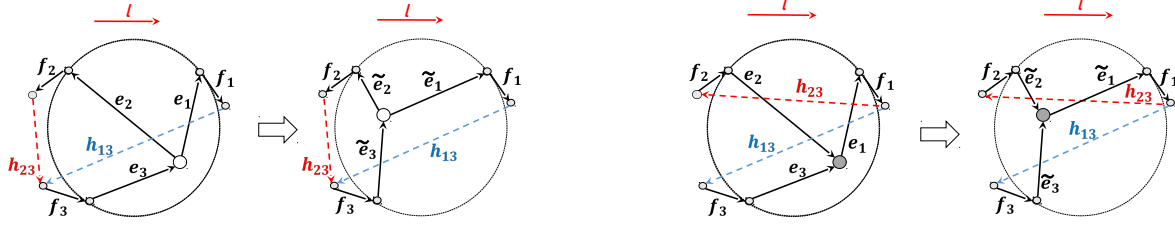


FIGURE 15. The effect of the vertex gauge transformation at a white [left] and at a black [right] vertex on the winding numbers of the edge vectors.

(2) Let \tilde{E}_e be the system of edge vectors on $(\tilde{\mathcal{N}}, \mathcal{O}, \mathfrak{l})$, where $\tilde{\mathcal{N}}$ is obtained from \mathcal{N} applying the weight gauge transformation at a black trivalent vertex as in Figure 14 [right]. Then

$$(4.29) \quad \tilde{E}_e = \begin{cases} E_e, & \forall e \in \mathcal{N}, \quad e \neq e_1, \\ t_v E_e & \text{if } e = e_1. \end{cases}$$

The proof is straightforward and is omitted.

The vertex gauge freedom in the graph does not effect the curve Γ . Any such transformation may be decomposed in a sequence of elementary transformations in which a single vertex is moved whereas all other vertices remain fixed (see also Figure 15). This transformation effects only the three edge vectors incident at the moving vertex and the latter may only change of sign.

Lemma 4.7.2. Dependence of edge vectors on the vertex gauge

(1) Let E_e and \tilde{E}_e respectively be the system of edge vectors on $(\mathcal{N}, \mathcal{O}, \mathfrak{l})$ and on $(\tilde{\mathcal{N}}, \mathcal{O}, \mathfrak{l})$, where $\tilde{\mathcal{N}}$ is obtained from \mathcal{N} moving one internal white vertex as in Figure 15[left]. Then $\tilde{E}_e = E_e$, for all $e \neq e_1, e_2, e_3$ and

$$(4.30) \quad \tilde{E}_{e_i} = (-1)^{\text{wind}(\tilde{e}_i, f_i) - \text{wind}(e_i, f_i) + \text{int}(\tilde{e}_i) - \text{int}(e_i)} E_{e_i}, \quad i = 1, 2, \quad \tilde{E}_{e_3} = (-1)^{\text{wind}(f_3, \tilde{e}_3) - \text{wind}(f_3, e_3)} E_{e_3};$$

(2) Let E_e and \tilde{E}_e respectively be the system of edge vectors on $(\mathcal{N}, \mathcal{O}, \mathfrak{l})$ and on $(\tilde{\mathcal{N}}, \mathcal{O}, \mathfrak{l})$, where $\tilde{\mathcal{N}}$ is obtained from \mathcal{N} moving one internal black vertex as in Figure 15[right]. Then $\tilde{E}_e = E_e$, for all $e \neq e_1, e_2, e_3$ and

$$\tilde{E}_{e_1} = (-1)^{\text{wind}(\tilde{e}_1, f_1) - \text{wind}(e_1, f_1) + \text{int}(\tilde{e}_1) - \text{int}(e_1)} E_{e_1}, \quad \tilde{E}_{e_i} = (-1)^{\text{wind}(f_i, \tilde{e}_i) - \text{wind}(f_i, e_i)} E_{e_i}, \quad i = 2, 3;$$

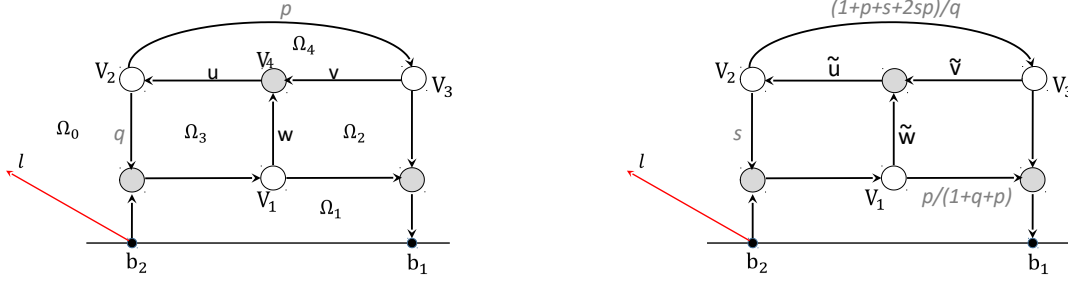


FIGURE 16. The appearance of null vectors on reducible networks [left] and their elimination using the gauge freedom for unreduced graphs of Remark 3.2.2 [right].

Proof. The statement follows from the linear relations at vertices and the following identities at trivalent white vertices

(4.31)

$$\text{int}(e_i) + \text{int}(e_3) = \text{int}(\tilde{e}_i) + \text{int}(\tilde{e}_3), \quad (\text{mod } 2),$$

$$\text{wind}(f_3, e_3) + \text{wind}(e_3, e_i) + \text{wind}(e_i, f_i) = \text{wind}(f_3, \tilde{e}_3) + \text{wind}(\tilde{e}_3, \tilde{e}_i) + \text{wind}(\tilde{e}_i, f_i) \quad (\text{mod } 2),$$

and the corresponding identities at black vertices. \square

4.8. Null edge vectors. Edge vectors associated to the boundary source edges are always not null by construction if the boundary source is non isolated. On the contrary, a component of a vector associated to an internal edge can be equal to zero even if the corresponding boundary sink can be reached from that edge. In Figure 16[left] we present such an example: the network represents the point $[2p/(1+p+q), 1] \in Gr^{\text{TP}}(1, 2)$: all weights are equal to 1 except for the two edges carrying the positive weights p and q . On the edges u, v, w , using (4.9) we get

$$E_u = E_v = -E_w = \left(\frac{q-p}{1+p+q}, 0 \right).$$

If $p = q$, then $E_u = E_v = E_w = (0, 0)$. We remark that all other edge vectors associated to such network have non-zero first component for any choice of $p, q > 0$. In particular the edge vector at the boundary source is equal to $(\frac{1+2p}{1+p+q}, 0)$.

More in general, suppose that $E_e = 0$ where e is an edge ending at the vertex V . Then, if V is black, all other edges at V carry null vectors; the same occurs if V is bivalent white. If V is trivalent white, then the other edges at V carry proportional vectors.

Of course, if the network possesses either isolated boundary sources or components isolated from the boundary, null-vectors are unavoidable. In [5], we provide a recursive construction of

edge vectors for canonically oriented Le-networks and obtain as a by-product that null edge vectors are forbidden if the Le-network represents a point in an irreducible positroid cell. The latter property indeed is shared by systems of edge vectors on acyclically oriented networks as a consequence of the following Theorem:

Theorem 4.8.1. *Let $(\mathcal{N}, \mathcal{O}, \mathfrak{l})$ be an acyclically oriented PBDTP network associated to a point in an irreducible positroid cell. Then all edge vectors E_e are not-null.*

In particular Le-networks representing points in irreducible positroid cells do not possess null edge vectors.

Proof. By definition a PBDTP graph does not possess internal sources or sinks. Let $e \in \mathcal{N}$ be an internal edge and let b_j be a boundary sink such that there exists a directed path P starting at e and ending at b_j . In this case, (4.9) in Theorem 4.3.1 simplifies to

$$(E_e)_j = \sum_{F \in \mathcal{F}_{e, b_j}(\mathcal{G})} (-1)^{\text{wind}(F) + \text{int}(F)} w(F),$$

where the sum runs on all directed paths F starting at e and ending at b_j . To complete the proof of the theorem we need to show that $\text{wind}(F) + \text{int}(F)$ has the same parity for all directed paths from e to b_j . Thanks to acyclicity, the latter statement follows adapting its proof for boundary edges in Corollary 4.3.2 and the observation that there exists a boundary source b_i and a directed path P_0 from b_i to e such that any other directed path \tilde{P} from e to b_j has a finite number of edges in common with P and no edge in common with P_0 . Therefore

$$\text{int}(P_0) + \text{int}(P) = \text{int}(P_0) + \text{int}(\tilde{P}) \pmod{2},$$

$$\text{wind}(P_0) + \text{wind}(P) = \text{wind}(P_0 \cup P) = \text{wind}(P_0 \cup \tilde{P}) = \text{wind}(P_0) + \text{wind}(\tilde{P}) \pmod{2},$$

and the statement follows. \square

The absence of null edge vectors for a given network is independent of its orientation and of the choices of the ray direction, of vertex gauge and of weight gauge, because of the transformation rules of edge vectors established in Sections 4.5, 4.6 and 4.7.

In particular, if the edge vector $E_e = 0$ for a given orientation \mathcal{O} of the PBDTP network \mathcal{N} representing $[A] \in Gr^{\text{TNN}}(k, n)$, then it will remain null in any other orientation \mathcal{O}' of the network. Indeed in the new orientation such edge vector should be proportional to a linear combination of the rows of a representative matrix of $[A]$. However all such coefficients have to be null since the boundary conditions never contain the pivot vectors.

We summarize all the above properties of edge vectors in the following Proposition:

Proposition 4.8.2. Null edge vectors and changes of orientation, ray direction, weight and vertex gauges in \mathcal{N} . Let E_e be the edge vector system on $(\mathcal{N}, \mathcal{O}, \mathfrak{l})$ for given boundary conditions at the boundary sink vertices and suppose that $E_e \neq 0$ for all $e \in \mathcal{N}$. Then the transformed edge vector system $\tilde{E}_e \neq 0$ for all $e \in \mathcal{N}'$ where \mathcal{N}' is obtained from \mathcal{N} changing either its orientation or its gauge ray direction or the weight gauge or the vertex gauge.

Finally if the edge vector $E_e = 0$ on the PBDTP network $(\mathcal{N}, \mathcal{O}, \mathfrak{l})$ for a given orientation \mathcal{O} , then it is null in any other orientation of \mathcal{N} .

In Section 8, we discuss the effect of Postnikov moves and reductions on the transformation rules of edge vectors on equivalent networks. In particular, moves (M1), (M2)-flip and (M3) preserve both the PBDTP class and the acyclicity of the network. Then, in view of Theorem 4.8.1 we have the following result:

Proposition 4.8.3. Absence of null vectors for PBDTP networks equivalent to the Le-network. Let the positroid cell $\mathcal{S}_{\mathcal{M}}^{TNN}$ be irreducible and let the PBDTP network $(\mathcal{N}, \mathcal{O}, \mathfrak{l})$ represent a point in $\mathcal{S}_{\mathcal{M}}^{TNN}$ and be equivalent to the Le-network via a finite sequence of moves (M1), (M3) and flip moves (M2). Then \mathcal{N} does not possess null edge vectors.

Null-vectors may just appear in reducible networks representing irreducible positroid cells as in the example of Figure 16. We plan to discuss thoroughly the mechanism of creation of null edge vectors in a future publication. Here we just classify null edge vectors on PBDTP networks into two types. Indeed edges carrying null vectors are contained in connected maximal subgraphs such that every edge belonging to one such subgraph carries a null vector and all edges belonging to its complement and having a vertex in common with it carry non zero vectors. For instance in the case of Figure 16[left] there is one such subgraph and it consists of the edges u, v, w and the vertices V_1, V_2, V_3 and V_4 .

Definition 4.8.1. Null edge vectors of type 1 and type 2 Let the PBDTP network $(\mathcal{N}, \mathcal{O}, \mathfrak{l})$ of graph \mathcal{G} represent a point in the irreducible positroid cell $\mathcal{S}_{\mathcal{M}}^{TNN}$. Let $\mathcal{G}_0 \subset \mathcal{G}$ be a connected maximal subgraph carrying null edge vectors.

Then we say that the edges in \mathcal{G}_0 are of type 1 if there exists a vector E such that $E_f = c_f E$ for any edge $f \in \mathcal{G} \setminus \mathcal{G}_0$ having a vertex in common with \mathcal{G}_0 , for some $c_f \neq 0$.

Otherwise we say that the edges in \mathcal{G}_0 are of type 2.

In the case of Figure 16[left] the null edge vectors are of type 1. An example of edge vector of type 2 occurs in Figure 17 when E_3 and E_1 are not proportional to each other. If the network

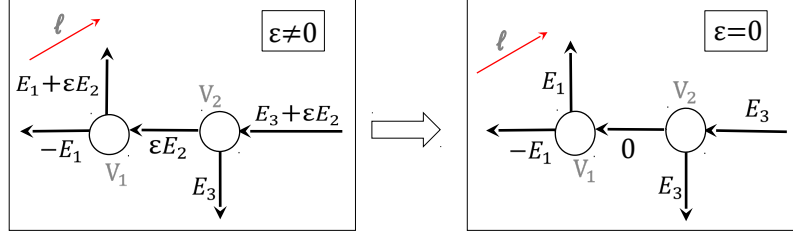


FIGURE 17. If E_1 and E_3 are proportional the edge carrying the null vector when $\epsilon = 0$ is of type 1, otherwise of type 2.

carries only null vectors of type 1 the construction of the divisor and the KP wave function can be carried out as in the following Section. On the contrary, in case of null vectors of type 2 we need to modify the PBDTP network, the curve to carry out the construction of a divisor and meromorphic wave function for the given soliton data (see Section 5.6 for an example).

Finally, null vectors may just appear in reducible networks where we have extra freedom in fixing the edge weights (see Remark 3.2.2). Therefore we conjecture that we may always choose the weights on reducible networks representing a given point so that all edge vectors are not null.

Conjecture 4.8.1. Elimination of null vectors on reducible PBDTP networks *Let $(\mathcal{N}, \mathcal{O}, \mathfrak{l})$ be a reducible PBDTP network representing a given point $[A] \in \mathcal{S}_{\mathcal{M}}^{TNN} \subset Gr^{TNN}(k, n)$ for some irreducible positroid cell and such that it possesses a finite number of edges e_1, \dots, e_s carrying null vectors, $E_{e_l} = 0$, $l \in [s]$. Then using the gauge freedom for unreduced graphs of Remark 3.2.2, we may always change the weights on \mathcal{N} so that the resulting network $(\tilde{\mathcal{N}}, \mathcal{O}, \mathfrak{l})$ still represents $[A]$ and the edge vectors $\tilde{E}_e \neq 0$, for all $e \in \tilde{\mathcal{N}}$.*

The example in Figure 16 satisfies the conjecture. Both networks represent the same point $[2p/(1+p+q), 1] \in Gr^{TP}(1, 2)$, but for the second network all edge vectors are different from zero. Indeed for any choice of $s > 0$, using (4.9), we get:

$$E_{\tilde{w}} = -E_{\tilde{u}} = -E_{\tilde{v}} = \left(\frac{1+p}{1+p+q}, 0 \right).$$

5. CONSTRUCTION OF THE KP DIVISOR ON $\Gamma(\mathcal{G})$

Throughout this Section, we fix the phases $\mathcal{K} = \{\kappa_1 < \dots < \kappa_n\}$ and the PBDTP graph in the disk \mathcal{G} representing the irreducible positroid cell $\mathcal{S}_{\mathcal{M}}^{TNN} \subset Gr^{TNN}(k, n)$ as in Definition 3.1.1. $\Gamma = \Gamma(\mathcal{G})$ is the curve as in Construction 3.1.1. We denote by $g+1$ the number of faces (ovals) of

$\mathcal{G}(\Gamma)$. \mathcal{O} is the orientation of \mathcal{G} and \mathfrak{l} a fixed gauge direction. Finally $I = \{1 \leq i_1 < \dots < i_k \leq n\}$ is the base in \mathcal{M} associated to \mathcal{O} , whereas $\bar{I} = [n] \setminus I$.

For any $[A] \in \mathcal{S}_{\mathcal{M}}^{\text{TNN}}$, we denote $(\mathcal{N}, \mathcal{O})$ a directed network of graph \mathcal{G} representing such point. E_e is the system of edge vectors constructed in the previous Section on $(\mathcal{N}, \mathcal{O}, \mathfrak{l})$ with boundary conditions E_j at the boundary vertices. **We assume that all edge vectors on $(\mathcal{N}, \mathcal{O}, \mathfrak{l})$ are not null. The construction may be extended to the case in which some of the edge vectors are null possibly after a convenient modification of the curve.** We leave a thorough investigation of the case of networks carrying null vectors to a future publication and we just present an example of the procedure for null vectors of type 1 and of type 2 in Section 5.6. We recall that, if an edge vector is null in one orientation then it is null in any other orientation of \mathcal{N} (Proposition 4.8.2) and that null vectors can't appear in PBDTP networks possessing an acyclic orientation (Theorem 4.8.1).

Then, we construct a degree g effective KP divisor $\mathcal{D}_{\text{KP}, \Gamma}$ contained in the union of all the $g + 1$ ovals of Γ and associated to the soliton data $(\mathcal{K}, [A])$. In this Section we also prove that $\mathcal{D}_{\text{KP}, \Gamma}$ is invariant with respect to changes of: 1) gauge ray direction, 2) orientation, 3) position of the Darboux points, 4) weight gauge, 5) vertex gauge. $\mathcal{D}_{\text{KP}, \Gamma}$ depends on the soliton data, on the initial time and on the graph used to construct the reducible rational curve. Moreover, if the graph is reducible, $\mathcal{D}_{\text{KP}, \Gamma}$ also depends on the gauge freedom for unreduced graphs.

In the next Section, we complete the proof of Theorem 3.2.1 on Γ using the combinatorics of the network to count the number of divisor points in each oval.

In principle the construction of $\mathcal{D}_{\text{KP}, \Gamma}$ may be carried out also on **reducible positroid cells**. In such case, the divisor points on the components of $\Gamma(\mathcal{G})$ corresponding to the subgraph of \mathcal{G} containing either an isolated boundary source or an isolated boundary sink, are all trivial (they do not depend on times). Similarly, the assumption that \mathcal{G} is a **connected graph** is not restrictive, since edge vectors are null on all edges of disconnected components in the graph, and both the vacuum and the KP wave functions are trivial on the corresponding isolated components of the reducible curve.

Plan of the Section: The construction of the KP divisor $\mathcal{D}_{\text{KP}, \Gamma}$ and of the Baker–Akhiezer function $\hat{\psi}(P, \vec{t})$ on $\Gamma(\mathcal{G})$ is carried in several steps:

- (1) **The modified network \mathcal{N}' .** First we modify \mathcal{N} adding internal sources and sinks next to the boundary vertices and creating Darboux edges. The latter edges correspond to the Darboux sink/source marked points in Γ as in [3, 4]. This transformation on the network

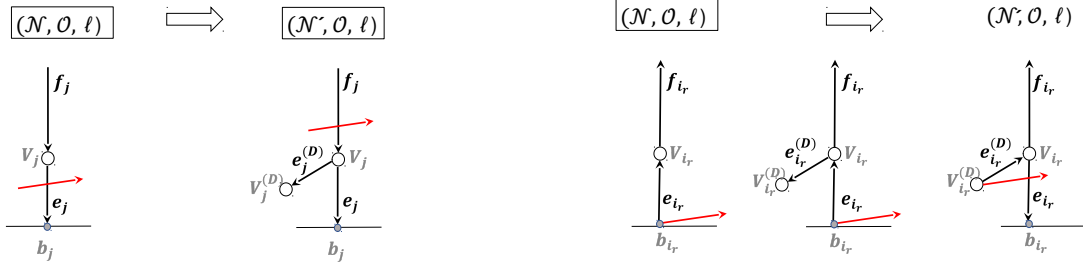


FIGURE 18. The insertion/removal of a Darboux vertex next to a boundary sink [left] and to a boundary source [right].

is carried out using move (M2) [57], it transforms all boundary vertices into sinks and does not affect the curve Γ . It is a technical trick which simplifies the extension of the vacuum Sato wave function from Γ_0 to Γ ;

- (2) **The edge wave functions** At the edges $e \in \mathcal{N}'$ we define a non normalized vacuum edge wave function $\Phi_e(\vec{t})$ and its dressing $\Psi_e(\vec{t})$ using the system of vectors introduced in Section 4. We then assign a degree $g + n - k$ vacuum network divisor $\mathcal{D}_{\text{vac}, \mathcal{N}'}$ and a degree $g + n - k$ dressed network divisor $\mathcal{D}_{\text{dr}, \mathcal{N}'}$ to \mathcal{N}' using the linear relations at the trivalent white vertices. We also explain the dependence of both the edge wave functions and of the network divisor on the gauge ray direction, the position of the Darboux edges, the weight gauge, the vertex gauge and the orientation of the network;
- (3) **The vacuum divisor** Each vacuum network divisor number represents the coordinate of a vacuum divisor point on the corresponding component of Γ . Since the $n - k$ Darboux points associated to \bar{I} may be interpreted as non effective divisor points, the degree g vacuum divisor $\mathcal{D}_{\text{vac}, \Gamma}$ on Γ is obtained from $\mathcal{D}_{\text{vac}, \mathcal{N}'}$ eliminating the $n - k$ divisor points at the Darboux sink copies. By construction $\mathcal{D}_{\text{vac}, \Gamma}$ depends on the base in the matroid \mathcal{M} associated to \mathcal{O} ;
- (4) **The KP divisor on Γ** Similarly, each dressed network divisor number on a trivalent white vertex represents the coordinate of a dressed divisor point on the corresponding component of Γ . Since the n Darboux points may be interpreted as non effective divisor points, the degree g KP divisor $\mathcal{D}_{\text{KP}, \Gamma}$ for the soliton data $(\mathcal{K}, [A])$ is then obtained from $\mathcal{D}_{\text{dr}, \mathcal{N}'}$ eliminating the n divisor points on the Darboux components and adding the degree k Sato divisor, $\mathcal{D}_{\text{S}, \Gamma_0}$. By construction the KP divisor $\mathcal{D}_{\text{KP}, \Gamma} = \mathcal{D}_{\text{KP}, \Gamma}(\mathcal{K}, [A])$ is contained in the union of the ovals of Γ and it does not depend on the gauge ray direction, on the position of the Darboux points, on the weight gauge and on the vertex gauge.

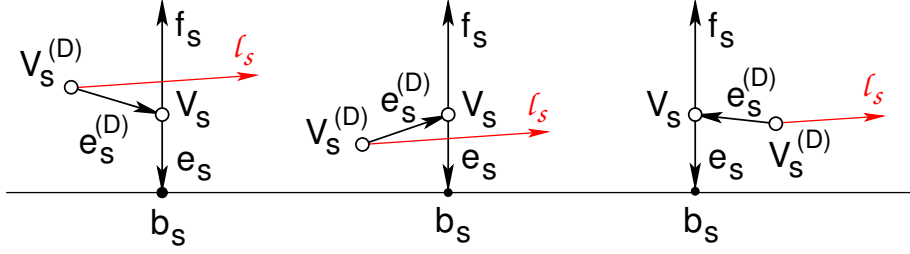


FIGURE 19. The possible configurations of the gauge ray l_s intersections with e_s and f_s .

- (5) **The invariance of the KP divisor with respect to changes of base in \mathcal{M} (Theorem 5.4.1).** On each component $\Gamma_l = \mathbb{CP}^1$ of $\Gamma(\mathcal{G})$ corresponding to a trivalent white vertex V_l of \mathcal{G} , we have four real ordered marked points corresponding to the edges at V_l and to the dressed point divisor. A change of orientation of \mathcal{G} induces a change in the local coordinate used on Γ_l , and leaves invariant the order and the position of the four points on Γ_l ;
- (6) **The KP wave function on Γ** The normalized KP wave function $\hat{\psi}(P, \vec{t})$ on Γ is constructed imposing that it coincides for all times at each marked point P with the value of the normalized dressed edge wave function $\hat{\Psi}_e(\vec{t})$ at the corresponding edge $e = e(P) \in \mathcal{N}'$. By construction it coincides with the Sato wave function on Γ_0 and, for any \vec{t} its effective divisor of poles is $\mathcal{D}_{\text{KP}, \Gamma}: (\hat{\psi}(\cdot, \vec{t})) + \mathcal{D}_{\text{KP}, \Gamma} \geq 0$.

5.1. The modified network \mathcal{N}' .

Construction 5.1.1. The modified network \mathcal{N}' . Let I be the base in \mathcal{M} associated to the orientation of the PBDTP network \mathcal{N} representing $[A]$. In the following we assume that the bivalent vertices V_j are sufficiently near to the boundary vertices b_j , $j \in [n]$, and that the edges at V_j are all parallel. We transform all boundary vertices of \mathcal{N} into sinks by constructing the network $(\mathcal{N}', \mathcal{O}, \mathfrak{l})$ where:

- (1) \mathcal{N}' is the network obtained from \mathcal{N} adding an edge with unit weight and a white vertex $V_s^{(D)}$ at each bivalent white vertex V_s associated to the boundary vertex b_s , $s \in [n]$ (see Figure 18). Moreover, we assume that the $V_s^{(D)}$ is sufficiently near to both V_s and b_s ;
- (2) \mathcal{O} is the orientation of \mathcal{N}' such that
 - (a) For any $s \in [n]$, the edge $e_s^{(D)}$ joining $V_s^{(D)}$ and V_s ends at $V_s^{(D)}$ if b_s is a boundary sink in \mathcal{N} , otherwise it starts at V_s ;
 - (b) For any $i \in I$, the edge $e_i \in \mathcal{N}$ starting at the boundary source b_i is transformed into the edge $-e_i \in \mathcal{N}'$ which ends at b_i ;

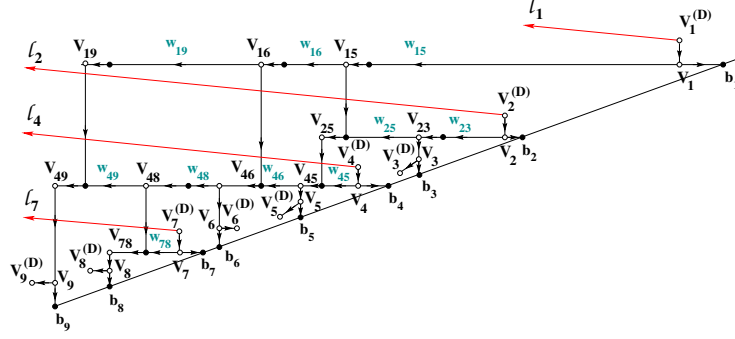


FIGURE 20. The modified network $(\mathcal{N}', \mathcal{O}, \mathfrak{l})$ for the example of Figure 6. The choice of the position of the Darboux vertices is consistent with that of the Darboux points in Figure 3.

- (c) All other edges in \mathcal{N}' are oriented as in $(\mathcal{N}, \mathcal{O})$;
- (3) The gauge direction is the same, but the line \mathfrak{l}_i starts at $V_i^{(D)}$, for any $i \in I$. Since we assume that new vertices are close enough to boundary vertices, without loss of generality we assume that:
 - (a) $\text{int}(e)$ is invariant for all edges e except those at V_i , $i \in [n]$;
 - (b) If the gauge ray \mathfrak{l}_s crosses e_j in \mathcal{N} for $j \neq s$, then it will cross f_j in \mathcal{N} ;
 - (c) The gauge ray \mathfrak{l}_s either intersects exactly one of the edges e_s , f_s or none of them (see Figure 19).
- (4) We assign $E[s]$, the s -th vector of the canonical basis to the boundary vertex b_s , $s \in [n]$, both in \mathcal{N} and \mathcal{N}' . We assign the null vector to each internal Darboux source or sink in \mathcal{N}' .

In Figure 20, we illustrate such modified network for the example of Figure 6. We remark that the above construction is a generalization of the construction carried in [5] in the special case of the Le-network oriented canonically. The system of vectors E'_e on \mathcal{N}' is related to the system E_e on \mathcal{N} as explained below.

Proposition 5.1.1. Edge vectors on $(\mathcal{N}', \mathcal{O}, \mathfrak{l})$. *Let $(\mathcal{N}', \mathcal{O}, \mathfrak{l})$ be the transformed network obtained from $(\mathcal{N}, \mathcal{O}, \mathfrak{l})$ as described above. Let us denote E_e and E'_e the edge vector at the edge e respectively in \mathcal{N} and \mathcal{N}' as in Definition 4.1.2. Then $E'_e = E_e$, for any edge e not ending or*

starting at V_i , $i \in [n]$,

$$(5.1) \quad E'_{e_{i_r}^{(D)}} = \begin{cases} A[r], & \text{if } i_r \in I, \\ 0, & \text{otherwise,} \end{cases}$$

$$(5.2) \quad E'_{e_{i_r}} = \begin{cases} (-1)^{\text{int}(V_{i_r}^{(D)}, e_{i_r})} E[i_r], & \text{if } i_r \in I, \\ (-1)^{\text{int}(e_{i_r})} E_{e_{i_r}} = E[i_r], & \text{otherwise,} \end{cases}$$

where $\text{int}(V_{i_r}^{(D)}, e_{i_r})$ is 1 if the gauge ray \mathfrak{l}_{i_r} intersects the edge e_{i_r} in \mathcal{N}' , otherwise is 0, and

$$(5.3) \quad E'_{f_{i_r}} = \begin{cases} (-1)^{\text{int}(V_{i_r}^{(D)}, f_{i_r}) + \text{int}(e_{i_r})} E_{f_{i_r}}, & \text{if } i_r \in I, \\ (-1)^{\text{int}(e_{i_r})} E_{f_{i_r}}, & \text{otherwise,} \end{cases}$$

where $\text{int}(e_{i_r})$ is the number of intersections of gauge rays with $e_{i_r} \in \mathcal{N}$, and $\text{int}(V_{i_r}^{(D)}, f_{i_r})$ is 1 if the gauge ray \mathfrak{l}_{i_r} intersects the edge f_{i_r} in \mathcal{N}' , otherwise is 0.

Proof. All edges vectors in \mathcal{N}' except those at the edges at V_l , $l \in [n]$, are not affected by the insertion/removal of a Darboux source/sink vertices, because of the assumptions on the boundary conditions and the position of the vertices V_l , $V_l^{(D)}$ sufficiently near to the boundary.

If $i_r \in \bar{I}$, (5.2) and (5.3) follow from the definition of edge vector and the fact that all the intersections of gauge rays with e_{i_r} in \mathcal{N} are transformed into intersections with f_{i_r} in \mathcal{N}' since gauge rays start from Darboux source vertices in the latter. Moreover at Darboux sources, \mathfrak{l}_{i_r} in \mathcal{N}' may intersect either e_{i_r} or f_{i_r} or none of them depending on the relative positions of vertices and the gauge ray direction. Therefore (5.2) and (5.3) hold true also for $i_r \in I$.

Finally let us prove (5.1) for $i_r \in I$. By definition

$$E'_{e_{i_r}^{(D)}} = (-1)^{\text{wind}(e_{i_r}^{(D)}, f_{i_r})} E'_{f_{i_r}} + (-1)^{\text{wind}(e_{i_r}^{(D)}, e_{i_r})} E'_{e_{i_r}}.$$

By Corollary 4.3.2, in \mathcal{N} we have

$$A[r] - E[i_r] = (-1)^{\text{int}(e_{i_r})} E_{f_{i_r}}, \quad \forall i_r \in I.$$

Therefore (5.1) is equivalent to prove that

$$\text{wind}(e_{i_r}^{(D)}, a) + \text{int}(V_{i_r}^{(D)}, a) = 0 \pmod{2}, \quad a = f_{i_r}, e_{i_r}$$

and the latter equations easily follow by the definition of winding number. \square

Remark 5.1.1. *The relation between trivalent white vertices in \mathcal{N} and \mathcal{N}'* Let \mathcal{N} be a PBDTP network with $g + 1$ faces representing $[A]$ with graph \mathcal{G} satisfying Definition 3.1.1. Let t_W, t_B, d_W and d_B respectively be the number of trivalent white, of trivalent black, of bivalent white, and of bivalent black internal vertices of \mathcal{N} . Then on \mathcal{N} , $t_W = g - k$, whereas \mathcal{N}' has by construction the same number of faces as \mathcal{N} and $t_W + n = g + n - k$ trivalent white vertices. It is straightforward to prove that the linear system on \mathcal{N}' is compatible and of maximal rank.

Corollary 5.1.2. *The effect of a change in the orientation or in the gauge ray direction on the system of vectors on \mathcal{N}'* The system of vectors on \mathcal{N}' changes in agreement with Proposition 4.5.1 and Theorem 4.6.1 when we change either the gauge ray direction or the orientation.

Remark 5.1.2. *Relation with the construction in [3].* For data $[A] \in Gr^{TP}(k, n)$, the algebraic construction in [3] of a system of vectors and coefficients is associated to a representative matrix of $[A]$ in banded form. Such algebraic construction may be interpreted in terms of addition of Darboux points at convenient internal vertices. Let \mathcal{N}'_T be the modified Le-network for $[A]$ with the standard orientation and use move (M2) to add a white vertex with unit edge and null vector at each bivalent white vertex $V_{i_r j_{n-k+r}}$, $r \in [k]$. For instance for the example in Figure 21[left] representing a point in $Gr^{TP}(3, 5)$, the added edges are coloured grey. The augmented system of vectors preserves its compatibility. Then invert the direction of each horizontal path from $V_{i_r j_{n-k+r}}$ to V_{i_r} , taking the reciprocal of the weights on each edge which changes of direction, we move the gauge lines to the new Darboux point. The transformed system of vectors is compatible since it satisfies the linear system at each vertex; it is straightforward to show that it coincides with the one used in [3] for the choice of gauge ray direction of Figure 21[right]. In particular, at the new Darboux points the edge vector coincides with the r -th row of the representative matrix in banded form.

5.2. The vacuum and the dressed edge wave functions. In this Section we define the vacuum edge wave function and the dressed edge wave function on $(\mathcal{N}', \mathcal{O}, \mathfrak{l})$ and introduce an effective vacuum divisor and an effective dressed divisor. For the rest of the paper we denote $\mathfrak{E}_\theta(\vec{t}) = (e^{\theta_1(\vec{t})}, \dots, e^{\theta_n(\vec{t})})$, $\theta_j(\vec{t}) = \sum_{l \geq 1} \kappa_j^l t_l$, where $\vec{t} = (t_1 = x, t_2 = y, t_3 = t, t_4, \dots)$ are the KP times, and $\langle \cdot, \cdot \rangle$ denotes the usual scalar product. Moreover we assume that only a finite number of entries of \vec{t} are non zero.

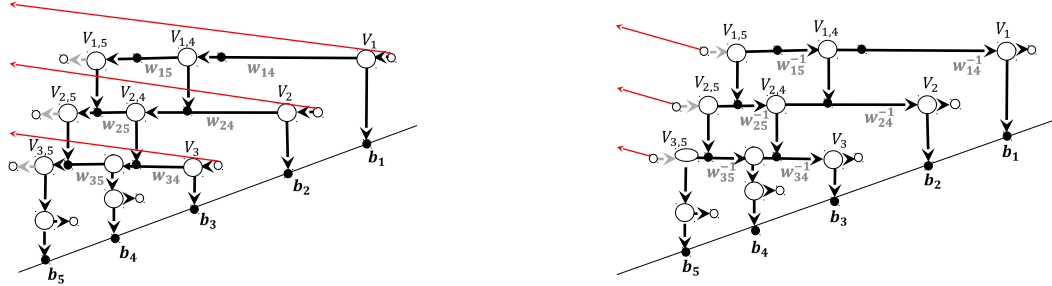


FIGURE 21. The graphical interpretation of the algebraic construction in [3] in the case of $[A] \in Gr^{TP}(3, 5)$. The network on the left is the one used in [5] and provides RREF matrix at the Darboux source edges. The network on the right corresponds to the algebraic construction in [3] and provides the matrix in banded form at the Darboux source edge.

Definition 5.2.1. *The vacuum edge wave function (vacuum e.w.) and the dressed edge wave function (dressed e.w.) on $(\mathcal{N}', \mathcal{O}, \mathfrak{l})$. Let $(\mathcal{N}', \mathcal{O}, \mathfrak{l})$ be the modified oriented network of Construction 5.1.1 associated to the soliton data $(\mathcal{K}, [A])$ and let us denote E'_e its system of vectors as in Proposition 5.1.1. Finally let A be the RREF matrix of $[A]$ w.r.t. the base I associated to the orientation \mathcal{O} , so that the edge vectors at the Darboux sources are $E'_{e_{i_r}^{(D)}} = A[r]$ and*

$$f^{(r)}(\vec{t}) = \sum_{j=1}^n A_j^r e^{\theta_j(\vec{t})}, \quad r \in [k],$$

are the heat hierarchy solutions generating the Darboux transformation $\mathfrak{D}^{(k)}$ for the soliton data $(\mathcal{K}, [A])$.

We define the *vacuum edge wave function (vacuum e.w.)* on $(\mathcal{N}', \mathcal{O}, \mathfrak{l})$ as follows

$$(5.4) \quad \Phi_{e, \mathcal{O}, \mathfrak{l}}(\vec{t}) \equiv \langle E'_e, \mathfrak{E}_\theta(\vec{t}) \rangle, \quad e \in \mathcal{N}'.$$

In particular, using (5.1)–(5.3), at Darboux source vertices we have

$$(5.5) \quad \begin{aligned} \Phi_{e_{i_r}^{(D)}, \mathcal{O}, \mathfrak{l}}(\vec{t}) &= f^{(r)}(\vec{t}), & \Phi_{e_{i_r}, \mathcal{O}, \mathfrak{l}}(\vec{t}) &= (-1)^{\text{int}(V_{i_r}^{(D)}, e_{i_r})} e^{\theta_{i_r}(\vec{t})}, \\ \Phi_{f_{i_r}, \mathcal{O}, \mathfrak{l}}(\vec{t}) &= (-1)^{\text{int}(f_j)} \left(f^{(r)}(\vec{t}) - e^{\theta_{i_r}(\vec{t})} \right), \end{aligned} \quad r \in k,$$

whereas at Darboux sink vertices we have

$$(5.6) \quad \Phi_{e_j^{(D)}, \mathcal{O}, \mathfrak{l}}(\vec{t}) \equiv 0, \quad \Phi_{e_j, \mathcal{O}, \mathfrak{l}}(\vec{t}) = e^{\theta_j(\vec{t})}, \quad \Phi_{f_j, \mathcal{O}, \mathfrak{l}}(\vec{t}) = (-1)^{\text{int}(f_j)} e^{\theta_j(\vec{t})}, \quad j \in \bar{I},$$

where $\text{int}(f_j)$ is the number of intersections of gauge rays with the edge f_j in \mathcal{N}' .

We also define the **dressed edge wave function (dressed e.w.)** on $(\mathcal{N}', \mathcal{O}, \mathfrak{l})$ as follows

$$(5.7) \quad \Psi_{e, \mathcal{O}, \mathfrak{l}}(\vec{t}) \equiv \mathfrak{D}^{(k)} \Phi_{e, \mathcal{O}, \mathfrak{l}}(\vec{t}).$$

In particular, at all Darboux vertices we have $\Psi_{e_j^{(D)}, \mathcal{O}, \mathfrak{l}}(\vec{t}) \equiv 0$, for all $j \in [n]$, and

$$(5.8) \quad \begin{aligned} \Psi_{e_j, \mathcal{O}, \mathfrak{l}}(\vec{t}) &= (-1)^{\text{int}(V_j^{(D)}, e_j)} \mathfrak{D}^{(k)} e^{\theta_j(\vec{t})}, & \Psi_{f_j, \mathcal{O}, \mathfrak{l}}(\vec{t}) &= (-1)^{1+\text{int}(f_j)} \Psi_{e_j, \mathcal{O}, \mathfrak{l}}(\vec{t}), & \text{if } j \in I, \\ \Psi_{e_j, \mathcal{O}, \mathfrak{l}}(\vec{t}) &= \mathfrak{D}^{(k)} e^{\theta_j(\vec{t})}, & \Psi_{f_j, \mathcal{O}, \mathfrak{l}}(\vec{t}) &= (-1)^{\text{int}(f_j)} \Psi_{e_j, \mathcal{O}, \mathfrak{l}}(\vec{t}), & \text{if } j \in \bar{I}. \end{aligned}$$

Definition 5.2.2. *The sets \mathcal{E} and \mathcal{E}_I . Let $(\mathcal{N}', \mathcal{O})$ be given and let I be the base associated to the orientation \mathcal{O} . In the following we call*

$$\mathcal{E} = \{e \in (\mathcal{N}', \mathcal{O}) : e \neq e_i^{(D)}, i \in [n]\}, \quad \mathcal{E}_I = \{e \in (\mathcal{N}', \mathcal{O}) : e \neq e_i^{(D)}, i \in \bar{I}\}$$

respectively the sets of edges in the modified network which are not Darboux edges and those which are not Darboux sink edges in the given orientation.

We remark that $E_e = (0, \dots, 0)$ for all $e \in (\mathcal{N}', \mathcal{O}) \setminus \mathcal{E}_I$. Therefore on such edges both the vacuum e.w. and the dressed e.w. are identically zero for all \vec{t} . Similarly, the only edges $e \in \mathcal{N}'$ on which E_e is a linear combination of the rows of A are those in $\mathcal{E}_I \setminus \mathcal{E}$, i.e. the edges at the Darboux sources in the given orientation. On such edges the dressed e.w. is identically zero for all \vec{t} , since the vacuum e.w. is one of the heat hierarchy solution generating the Darboux transformation for the soliton data $(\mathcal{K}, [A])$. Therefore the following statement holds true.

Lemma 5.2.1. *Let the dressed e.w. $\Psi_{e, \mathcal{O}, \mathfrak{l}}(\vec{t})$ and the set \mathcal{E} be as in Definitions 5.2.1 and 5.2.2. Then $\Psi_{e, \mathcal{O}, \mathfrak{l}}(\vec{t}) \neq 0$ for any $e \in \mathcal{E}$ and the latter set is the same for any orientation of the network.*

Remark 5.2.1. *The initial time \vec{t}_0 . Let the vacuum and the dressed e.w. and \mathcal{E}_I and \mathcal{E} be as in Definitions 5.2.1 and 5.2.2. In the following we fix an initial time $\vec{t}_0 = (x_0, 0, \dots)$ such that*

- (1) *For any $e \in \mathcal{E}_I$, the sign of the vacuum e.w. $\Phi_{e, \mathcal{O}, \mathfrak{l}}(\vec{t}_0)$ is the same of the coefficient of the highest phase appearing in it;*
- (2) *For any $e \in \mathcal{E}$, the dressed e.w. $\Psi_{e, \mathcal{O}, \mathfrak{l}}(\vec{t}_0) \neq 0$.*

The full rank linear system satisfied by the edge vectors (see Section 4.4) induces a full rank linear system satisfied by the edge wave functions:

$$(5.9) \quad \begin{aligned} &(1) \text{ At any bivalent vertex incident with the incoming edge } e \text{ and the outgoing edge } f, \\ &\Phi_{e, \mathcal{O}, \mathfrak{l}}(\vec{t}) = (-1)^{\text{int}(e) + \text{wind}(e, f)} w_e \Phi_{f, \mathcal{O}, \mathfrak{l}}(\vec{t}), \quad \Psi_{e, \mathcal{O}, \mathfrak{l}}(\vec{t}) = (-1)^{\text{int}(e) + \text{wind}(e, f)} w_e \Psi_{f, \mathcal{O}, \mathfrak{l}}(\vec{t}), \end{aligned}$$

where $\text{int}(e)$ denotes the number of intersections of the gauge boundary rays with the edge e , while $\text{wind}(e, f)$ denotes the winding number of the path containing the two edges e and f with respect to the gauge direction \mathfrak{l} ;

- (2) At any trivalent white vertex incident with the incoming edge e_3 and the outgoing edges e_1, e_2 ,

$$(5.10) \quad \begin{aligned} \Phi_{e_3, \mathcal{O}, \mathfrak{l}}(\vec{t}) &= (-1)^{\text{int}(e_3)} w_3 \left((-1)^{\text{wind}(e_3, e_1)} \Phi_{e_1, \mathcal{O}, \mathfrak{l}}(\vec{t}) + (-1)^{\text{wind}(e_3, e_2)} \Phi_{e_2, \mathcal{O}, \mathfrak{l}}(\vec{t}) \right), \\ \Psi_{e_3, \mathcal{O}, \mathfrak{l}}(\vec{t}) &= (-1)^{\text{int}(e_3)} w_3 \left((-1)^{\text{wind}(e_3, e_1)} \Psi_{e_1, \mathcal{O}, \mathfrak{l}}(\vec{t}) + (-1)^{\text{wind}(e_3, e_2)} \Psi_{e_2, \mathcal{O}, \mathfrak{l}}(\vec{t}) \right); \end{aligned}$$

- (3) At any trivalent black vertex incident with the incoming edges e_2, e_3 and the outgoing edge e_1 ,

$$(5.11) \quad \begin{aligned} \Phi_{e_m, \mathcal{O}, \mathfrak{l}}(\vec{t}) &= (-1)^{\text{int}(e_m) + \text{wind}(e_m, e_1)} w_m \Phi_{e_1, \mathcal{O}, \mathfrak{l}}(\vec{t}), & m = 2, 3, \\ \Psi_{e_m, \mathcal{O}, \mathfrak{l}}(\vec{t}) &= (-1)^{\text{int}(e_m) + \text{wind}(e_m, e_1)} w_m \Psi_{e_1, \mathcal{O}, \mathfrak{l}}(\vec{t}), & m = 2, 3. \end{aligned}$$

In view of the above we associate vacuum and dressed network divisors to $(\mathcal{N}', \mathcal{O}, \mathfrak{l})$ as follows.

Definition 5.2.3. *The vacuum network divisor $\mathcal{D}_{\text{vac}, \mathcal{N}'}$ and the dressed network divisor $\mathcal{D}_{\text{dr}, \mathcal{N}'}$. At each trivalent white vertex V of $(\mathcal{N}', \mathcal{O}, \mathfrak{l})$, let $\Phi_{e_m, \mathcal{O}, \mathfrak{l}}(\vec{t})$ be the vacuum e.w. on the edge e_m , $m \in [3]$, defined above. Then we assign the following vacuum network divisor number $\gamma_{\text{vac}, V}$ to V :*

$$(5.12) \quad \gamma_{\text{vac}, V} = \frac{(-1)^{\text{wind}(e_3, e_1)} \Phi_{e_1, \mathcal{O}, \mathfrak{l}}(\vec{t}_0)}{(-1)^{\text{wind}(e_3, e_1)} \Phi_{e_1, \mathcal{O}, \mathfrak{l}}(\vec{t}_0) + (-1)^{\text{wind}(e_3, e_2)} \Phi_{e_2, \mathcal{O}, \mathfrak{l}}(\vec{t}_0)},$$

where $\text{wind}(e_3, e_i)$ is the winding number of the directed path $[e_3, e_i]$, $i = 1, 2$.

We call $\mathcal{D}_{\text{vac}, \mathcal{N}'} = \{(\gamma_{\text{vac}, V_l}, V_l) \mid l \in [g + n - k]\}$ the vacuum network divisor on \mathcal{N}' , where V_l , $l \in [g + n - k]$, are the trivalent white vertices of the network.

At each trivalent white vertex V of $(\mathcal{N}', \mathcal{O}, \mathfrak{l})$, let $\Psi_{e_m, \mathcal{O}, \mathfrak{l}}(\vec{t})$ be the dressed e.w. on the edge e_m , $m \in [3]$, defined above. Then, to V we assign the dressed network divisor number

$$(5.13) \quad \gamma_{\text{dr}, V} = \frac{(-1)^{\text{wind}(e_3, e_1)} \Psi_{e_1, \mathcal{O}, \mathfrak{l}}(\vec{t}_0)}{(-1)^{\text{wind}(e_3, e_1)} \Psi_{e_1, \mathcal{O}, \mathfrak{l}}(\vec{t}_0) + (-1)^{\text{wind}(e_3, e_2)} \Psi_{e_2, \mathcal{O}, \mathfrak{l}}(\vec{t}_0)},$$

with $\text{wind}(e_3, e_i)$ as above. If V is a trivalent vertex, associated to a Darboux source, the denominator in (5.13) is zero, and we set $\gamma_{\text{dr}, V} = \infty$.

We call $\mathcal{D}_{\text{dr}, \mathcal{N}'} = \{(\gamma_{\text{dr}, V_l}, V_l) \mid l \in [g + n - k]\}$ the dressed network divisor on \mathcal{N}' , where V_l , $l \in [g + n - k]$, are the trivalent white vertices of the network.

Remark 5.2.2. Network divisors on $(\mathcal{N}, \mathcal{O}, \mathfrak{l})$. We remark that we may define a vacuum and an edge wave function also on the original network $(\mathcal{N}, \mathcal{O}, \mathfrak{l})$. Such edge wave functions coincide with those in Definition 5.2.1 for $(\mathcal{N}', \mathcal{O}, \mathfrak{l})$ at all edges e not ending or starting at a vertex V_l , $l \in [n]$, associated to a Darboux (source or sink) point. At the edges at V_l in \mathcal{N} the two dressed wave functions may differ only by sign, whereas the two vacuum wave functions differ by a heat hierarchy solution if V_l is associated to a source.

Therefore we may also define a degree $g - k$ dressed network divisor on $(\mathcal{N}, \mathcal{O}, \mathfrak{l})$

$$(5.14) \quad \mathcal{D}_{\text{dr}, \mathcal{N}} = \mathcal{D}_{\text{dr}, \mathcal{N}'} \setminus \{(\gamma_{\text{dr}, V_l}, V_l), l \in [n]\}.$$

The latter divisor is exactly the one used in Definition 5.4.1 to complete the Sato divisor on Γ for the soliton data $(\mathcal{K}, [A])$.

If \mathcal{N} is the acyclically oriented Le-network representing $[A]$, then the vacuum and dressed network divisors constructed in [5] coincide with the above definition for the choice of the gauge ray \mathfrak{l} as in Figure 20.

Definition 5.2.4. Trivial network divisor numbers. By definition, both the vacuum and the dressed network divisor numbers at each trivalent white vertex are real and represent the local coordinate of a point on the corresponding copy of \mathbb{CP}^1 in Γ . In general, on $(\mathcal{N}', \mathcal{O}, \mathfrak{l})$, the value of the vacuum or dressed network divisor number at a given trivalent white vertex V depends on the choice of \vec{t}_0 . If this is not the case we call the corresponding **network divisor number trivial**.

If \mathcal{N}' is the Le-network, by construction the only trivial network divisor numbers occur at Darboux vertices [5]. In the general case, trivial network divisor numbers occur also at all vertices where the linear system in (4.15) involves linearly dependent vectors.

Lemma 5.2.2. Trivial network divisor numbers Let E_{e_m} , $m \in [3]$, be the edge vectors at a trivalent white vertex V of $(\mathcal{N}', \mathcal{O}, \mathfrak{l})$ and $\gamma_{\text{vac}, V}$, $\gamma_{\text{dr}, V}$ respectively be the vacuum and dressed network divisor numbers at V . If there exists a non zero constant c_V such that either $E_{e_2} = c_V E_{e_1}$ or $E_{e_3} = c_V E_{e_1}$ or $E_{e_3} = c_V E_{e_2}$, then at V the vacuum and dressed network divisor numbers coincide $\gamma_{\text{dr}, V} = \gamma_{\text{vac}, V}$ and the corresponding network divisor numbers are trivial.

Proof. Indeed in the first case for all \vec{t} , $\Phi_{e_2, \mathcal{O}, \mathfrak{l}}(\vec{t}) = c_V \Phi_{e_1, \mathcal{O}, \mathfrak{l}}(\vec{t})$, $\Psi_{e_2, \mathcal{O}, \mathfrak{l}}(\vec{t}) = c_V \Psi_{e_1, \mathcal{O}, \mathfrak{l}}(\vec{t})$, and

$$\Phi_{e_3, \mathcal{O}, \mathfrak{l}}(\vec{t}) = (-1)^{\text{int}(e_3)} w_3 \left((-1)^{\text{wind}(e_3, e_1)} + c_V (-1)^{\text{wind}(e_3, e_2)} \right) \Phi_{e_1, \mathcal{O}, \mathfrak{l}}(\vec{t}),$$

$$\Psi_{e_3, \mathcal{O}, \mathbf{l}}(\vec{t}) = (-1)^{\text{int}(e_3)} w_3 \left((-1)^{\text{wind}(e_3, e_1)} + c_V (-1)^{\text{wind}(e_3, e_2)} \right) \Psi_{e_1, \mathcal{O}, \mathbf{l}}(\vec{t}),$$

so that

$$\gamma_{\text{dr}, V} = \gamma_{\text{vac}, V} = \frac{1}{1 + c_V (-1)^{\text{wind}(e_3, e_2) - \text{wind}(e_3, e_1)}}.$$

The other cases may be treated in a similar way. \square

Next we use the transformation properties of the edge vectors w.r.t. changes of orientation, of ray direction, weight and vertex gauges settled in Sections 4.5–4.7, to characterize the transformation properties of both the edge wave functions and the networks divisors.

Any change of gauge ray direction only effect the signs of the vacuum and of the dressed e.w.s at the given vertex V (Proposition 5.2.3), and leaves invariant both the vacuum and the dressed network divisor numbers (Corollary 5.2.4).

Every change of orientation in \mathcal{N}' (either induced by a change of base in the matroid or due to a change of orientation in closed cycles) corresponds to a well defined change of the local coordinate of each copy of \mathbb{CP}^1 , and the dressed network divisor numbers change according to such coordinate transformation (Corollary 5.2.5). Therefore, all the positions of the corresponding divisor points on Γ remain invariant (Theorem 5.4.1). On the contrary, any change of orientation in the network associated to a change of base in the matroid acts untrivially on the values of the vacuum e.w. and therefore also on the vacuum network divisor numbers and the positions of the corresponding vacuum divisor points in Γ (Remark 5.2.4).

Proposition 5.2.3. *The dependence of the vacuum e.w. and of the dressed e.w. on the gauge ray directions and on the orientation of the network* Let \mathcal{N}' be a network representing $[A] \in \text{Gr}^{TNN}(k, n)$ and let $\mathcal{O}_s, \mathbf{l}_s, s = 1, 2$, respectively be two perfect orientations and two gauge ray directions of \mathcal{N}' . Let \mathcal{K} be a system of phases. Let $f^{(r)}(\vec{t})$ be a system of heat hierarchy solutions generating the Darboux transformation $\mathfrak{D}^{(k)}$ for the soliton data $(\mathcal{K}, [A])$. Then, for any fixed \vec{t} and $e \in \mathcal{N}'$,

(1) *The vacuum e.w. Φ and the dressed e.w. Ψ may only change of sign if we change the gauge ray direction keeping the orientation \mathcal{O} fixed:*

$$(5.15) \quad \Phi_{e, \mathcal{O}, \mathbf{l}_2}(\vec{t}) = (-1)^{\text{int}(V_e) + \text{par}(e)} \Phi_{e, \mathcal{O}, \mathbf{l}_1}(\vec{t}), \quad \Psi_{e, \mathcal{O}, \mathbf{l}_2}(\vec{t}) = (-1)^{\text{int}(V_e) + \text{par}(e)} \Psi_{e, \mathcal{O}, \mathbf{l}_1}(\vec{t}),$$

where the indices $\text{int}(V_e)$ and $\text{par}(e)$ are as in Proposition 4.5.1;

(2) If we change the orientation in \mathcal{N}' from \mathcal{O}_1 to \mathcal{O}_2 , then, for any edge $e \in \mathcal{N}'$ there exist real constants $\alpha_e, c_e^r, r \in [k]$, such that the vacuum e.w. Φ and the dressed e.w. Ψ satisfy

$$(5.16) \quad \Phi_{e, \mathcal{O}_2, l}(\vec{t}) = \alpha_e \Phi_{e, \mathcal{O}_1, l}(\vec{t}) + \sum_{r=1}^k c_e^r f^{(r)}(\vec{t}), \quad \Psi_{e, \mathcal{O}_2, l}(\vec{t}) = \alpha_e \Psi_{e, \mathcal{O}_1, l}(\vec{t}).$$

Moreover, if the two orientations are associated to the same base I , then for any edge $e \in \mathcal{N}'$ there exists a real constant α_e such that the vacuum e.w. satisfies

$$(5.17) \quad \Phi_{e, \mathcal{O}_2(I), l}(\vec{t}) = \alpha_e \Phi_{e, \mathcal{O}_1(I), l}(\vec{t})$$

Corollary 5.2.4. Independence of the network divisors on the gauge ray direction.

Let l_1 and l_2 be two gauge directions for the oriented network $(\mathcal{N}', \mathcal{O})$. Then for any trivalent white vertex $V \in (\mathcal{N}', \mathcal{O})$, both the vacuum network divisor numbers and the dressed network divisor numbers computed using either l_1 or l_2 are the same:

$$(5.18) \quad \gamma_{\text{vac}, V, l_2} = \gamma_{\text{vac}, V, l_1}, \quad \gamma_{\text{dr}, V, l_2} = \gamma_{\text{dr}, V, l_1}.$$

The proof immediately follows by direct computation of the network divisor numbers inserting (5.15) into (5.13) and (5.12) since $\text{int}(V_{e_1}) = \text{int}(V_{e_2})$ and $\text{wind}_{l_2}(e_3, e_j) = \text{par}(e_3) + \text{wind}_{l_1}(e_3, e_j) + \text{par}(e_j)$, $j = 1, 2$, where wind_{l_s} is the winding computed w.r.t. the gauge direction l_s .

Corollary 5.2.5. The dependence of the dressed network divisor on the orientation.

Let \mathcal{O}_1 and \mathcal{O}_2 be two perfect orientations for network \mathcal{N} . Then for any trivalent white vertex V , such that all edges at V have the same versus in both orientations, $(e_1^{(2)}, e_2^{(2)}, e_3^{(2)}) = (e_1^{(1)}, e_2^{(1)}, e_3^{(1)})$, the dressed network divisor number is the same in both orientations

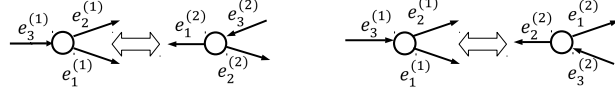
$$(5.19) \quad \gamma_{\text{dr}, V, \mathcal{O}_2} = \gamma_{\text{dr}, V, \mathcal{O}_1}.$$

If at the vertex V we change orientation of edges from $(e_1^{(1)}, e_2^{(1)}, e_3^{(1)})$ to $(e_2^{(2)}, e_3^{(2)}, e_1^{(2)}) = (e_1^{(1)}, -e_2^{(1)}, -e_3^{(1)})$ (Figure 22[left]), then the relation between the dressed network divisor numbers at V in the two orientations is

$$(5.20) \quad \gamma_{\text{dr}, V, \mathcal{O}_2} = \frac{1}{1 - \gamma_{\text{dr}, V, \mathcal{O}_1}}.$$

If at the vertex V we change orientation of edges from $(e_1^{(1)}, e_2^{(1)}, e_3^{(1)})$ to $(e_3^{(2)}, e_1^{(2)}, e_2^{(2)}) = (-e_1^{(1)}, e_2^{(1)}, -e_3^{(1)})$ (Figure 22[right]), then the relation between the dressed network divisor numbers at V in the two orientations is

$$(5.21) \quad \gamma_{\text{dr}, V, \mathcal{O}_2} = \frac{\gamma_{\text{dr}, V, \mathcal{O}_1}}{\gamma_{\text{dr}, V, \mathcal{O}_1} - 1}.$$


 FIGURE 22. The change of orientation at a vertex V .

Proof The proof follows by direct computation of the dressed network divisor numbers using (5.16) and the linear system (5.10) at V for both orientations. For instance, (5.20) follows observing that

$$\Psi_{e_m^{(2)}, \mathcal{O}_2, \mathfrak{l}}(\vec{t}) = \alpha_{m-1} \Psi_{e_{m-1}^{(1)}, \mathcal{O}_1, \mathfrak{l}}(\vec{t}) \pmod{3},$$

and that the linear system w.r.t. both orientations imposes the constraint

$$\frac{\alpha_1}{\alpha_3} (-1)^{\text{wind}_{\mathcal{O}_2}(e_3^{(2)}, e_2^{(2)}) - \text{wind}_{\mathcal{O}_2}(e_3^{(2)}, e_1^{(2)})} = -w_3 (-1)^{\text{int}_{\mathcal{O}_1}(e_3^{(1)}) + \text{wind}_{\mathcal{O}_1}(e_3^{(1)}, e_1^{(1)})},$$

where w_3 is the weight of $e_3^{(1)}$ in the initial orientation, so that

$$\begin{aligned} \gamma_{\text{dr}, V, \mathcal{O}_2} &= \left(1 + \frac{(-1)^{\text{wind}(e_3^{(2)}, e_2^{(2)})} \Psi_{e_2^{(2)}, \mathcal{O}_2, \mathfrak{l}}}{(-1)^{\text{wind}(e_3^{(2)}, e_1^{(2)})} \Psi_{e_1^{(2)}, \mathcal{O}_2, \mathfrak{l}}} \right)^{-1} = \left(1 + \frac{(-1)^{\text{wind}(e_3^{(2)}, e_2^{(2)})} \alpha_1 \Psi_{e_1^{(1)}, \mathcal{O}_1, \mathfrak{l}}}{(-1)^{\text{wind}(e_3^{(2)}, e_1^{(2)})} \alpha_3 \Psi_{e_3^{(1)}, \mathcal{O}_1, \mathfrak{l}}} \right)^{-1} \\ &= (1 - \gamma_{\text{dr}, V, \mathcal{O}_1})^{-1}. \quad \square \end{aligned}$$

Remark 5.2.3. In next Section we show that the transformation of the network divisor numbers of Corollary 5.2.5 corresponds to a change of coordinates on the copy of \mathbb{CP}^1 associated with such white vertex.

Remark 5.2.4. The dependence of the vacuum network divisor numbers on the change of orientation If the two orientations \mathcal{O}_1 and \mathcal{O}_2 of \mathcal{N}' are associated to the same base I (i.e. correspond to changes of orientation along cycles), then (5.19)–(5.21) hold true with $\gamma_{\text{vac}, V, \mathcal{O}_s}$, $s = 1, 2$ instead of $\gamma_{\text{dr}, V, \mathcal{O}_s}$ at any trivalent white vertex V .

Instead, if the change of orientation is induced by a change in the base of \mathcal{M} , then the rule for the transformation of the vacuum network divisor numbers is more complicated and we do not write it explicitly since we shall not use it in the following.

The position of each Darboux edge in $(\mathcal{N}', \mathcal{O}, \mathfrak{l})$ rules the position of the corresponding Darboux point on Γ . There is a certain gauge freedom in our construction since any Darboux point (edge) may lay in one of two ovals in Γ (faces in \mathcal{N}). By our assumptions on the position of

Darboux vertices, the switch of the Darboux source edge $e_s^{(D)}$ from one face to the other corresponds to a change of sign in the edge vectors at e_s and f_s (Figure 19), whereas the switch of the Darboux sink edge $e_s^{(D)}$ from one face to the other leaves invariant the edge vectors at e_s and f_s . Therefore the following statement holds.

Proposition 5.2.6. *Dependence of divisor numbers on the position of Darboux edges*

Let $(\mathcal{N}', \mathcal{O}, \mathfrak{l})$ as in Construction 5.1.1. Then, if we rotate the Darboux vertex $V_s^{(D)}$ for some $s \in [n]$ inside a given face both the vacuum and the dressed divisor numbers keep the same value. If we switch $V_s^{(D)}$ from one face to the other, then the relation between the old (superscript (1)) and the new (superscript (2)) divisor numbers is

$$(5.22) \quad \gamma_{\text{vac}, V_i}^{(2)} = 1 - \gamma_{\text{vac}, V_i}^{(1)}, \quad \gamma_{\text{dr}, V_i}^{(2)} = 1 - \gamma_{\text{dr}, V_i}^{(1)},$$

where, in the above formulas, both dressed divisor numbers are ∞ if $V_{i,1}^{(D)}$ and $V_{i,2}^{(D)}$ are Darboux sources.

The proof is trivial. The only interesting case is the behavior of the vacuum divisor point at a Darboux source vertex (see also Figure 19): if, for $s = i_r \in I$, the Darboux source vertex $V_s^{(D)}$ lays to the left of V_s then $\gamma_{\text{vac}, V_s} = e^{\theta_s(\vec{t}_0)} / f^{(r)}(\vec{t}_0)$, otherwise $\gamma_{\text{vac}, V_s} = (f^{(r)}(\vec{t}_0) - e^{\theta_s(\vec{t}_0)}) / f^{(r)}(\vec{t}_0)$.

Finally, using Lemmas 4.7.1 and 4.7.2, it is immediate to prove that the network divisor numbers are independent on both the weight gauge and the vertex gauge:

Proposition 5.2.7. *Independence of divisor numbers on the weight gauge and on the vertex gauge*

Let $(\mathcal{N}', \mathcal{O}, \mathfrak{l})$ as in Construction 5.1.1. Then, both the vacuum and the dressed divisor numbers are the same on each white vertex for any choice of weight gauge and of vertex gauge.

Remark 5.2.5. *The dependence of the divisor on the gauge freedom for unreduced graphs*

The gauge freedom for unreduced graphs of Remark 3.2.2 acts untrivially on network divisor numbers. We show that on the example already considered in Section 4.8. The network in Figure 16[right] represents the same point $[2p/(1+p+q), 1] \in \text{Gr}^{TP}(1, 2)$ for any $s > 0$. It is easy to check that the network divisor is

$$\left(\frac{p}{1+2p}, V_1 \right), \quad \left(-\frac{1+p}{q}, V_2 \right), \quad \left(1 + s \frac{1+2p}{1+p}, V_3 \right),$$

for any choice of \vec{t}_0 .

Next we normalize both the vacuum and the dressed e.w.s.

Definition 5.2.5. *The normalized vacuum edge wave function $\hat{\Phi}$ and the KP edge wave function $\hat{\Psi}$. Let \mathcal{E} and \mathcal{E}_I be as in Definition 5.2.2, where $I = \{1 \leq i_1 < \dots < i_k \leq n\}$ is the base in \mathcal{M} for the gauge-oriented network $(\mathcal{N}', \mathcal{O}, \mathfrak{l})$. Let \vec{t}_0 be as in the Remark 5.2.1. Then*

- (1) *The normalized vacuum edge wave function (normalized vacuum e.w) on (\mathcal{N}', I) is*

$$(5.23) \quad \hat{\Phi}_{e,I}(\vec{t}) = \begin{cases} \frac{\Phi_{e,\mathcal{O},\mathfrak{l}}(\vec{t})}{\Phi_{e,\mathcal{O},\mathfrak{l}}(\vec{t}_0)}, & \text{for all } e \in \mathcal{E}(I), \quad \forall \vec{t}, \\ e^{\theta_j(\vec{t}-\vec{t}_0)}, & \text{if } e = e_j^{(D)}, \quad j \in \bar{I}. \end{cases}$$

- (2) *The KP edge wave function (KP e.w) on (\mathcal{N}', I) is*

$$(5.24) \quad \hat{\Psi}_e(\vec{t}) = \begin{cases} \frac{\Psi_{e,\mathcal{O},\mathfrak{l}}(\vec{t})}{\Psi_{e,\mathcal{O},\mathfrak{l}}(\vec{t}_0)}, & \text{for all } e \in \mathcal{E}, \quad \forall \vec{t}, \\ \frac{\mathfrak{D}^{(k)} e^{i\theta_j(\vec{t})}}{\mathfrak{D}^{(k)} e^{i\theta_j(\vec{t}_0)}}, & \text{if } e = e_j^{(D)}, \quad j \in [n]. \end{cases}$$

Remark 5.2.6. *The KP edge wave function on \mathcal{N}' . The name KP wave function for $\hat{\Psi}_e(\vec{t})$ on \mathcal{N}' is fully justified. Indeed $\hat{\Psi}_e(\vec{t})$ just depends on the soliton data $(\mathcal{K}, [A])$ and on the chosen network representing $[A]$ since $\hat{\Psi}_e(\vec{t})$ takes the same value on a given e for any choice of orientation, gauge ray direction, weight gauge and vertex gauge. Moreover, by construction it satisfies the Sato boundary conditions at the edges at the boundary, and takes real values for real \vec{t} . This function is a common eigenfunction to all KP hierarchy auxiliary linear operators $-\partial_{t_j} + B_j$, where $B_j = (L^j)_+$, and the Lax operator $L = \partial_x + \frac{u(\vec{t})}{2} \partial_x^{-1} + u_2(\vec{t}) \partial_x^{-2} + \dots$, the coefficients of these operators are the same for all edges.*

On the contrary the normalized vacuum edge wave function $\hat{\Phi}_{e,I}(\vec{t})$ depends on the base I associated to the orientation of the network.

Finally we remark that $\hat{\Psi}_e(\vec{t})$ ($\hat{\Phi}_{e,I}(\vec{t})$) takes equal values at all edges e at any given bivalent or black trivalent vertex. Finally at any trivalent white vertex $\hat{\Psi}_e(\vec{t})$ ($\hat{\Phi}(\vec{t})$) takes either the same value at all three edges for all times or distinct values at some $\vec{t} \neq \vec{t}_0$.

5.3. The vacuum wave function $\hat{\phi}_I$ on Γ . In this Section, we define the vacuum edge wave function $\hat{\phi}_I(P, \vec{t})$ on $\Gamma = \Gamma(\mathcal{G})$, where \mathcal{G} is the graph of \mathcal{N}' and I is the base associated to the chosen orientation of \mathcal{N}' using the normalized vacuum edge wave function of Definition 5.2.5.

Construction 5.3.1. The vacuum wave function $\hat{\phi}_I$ on Γ *Let the soliton data $(\mathcal{K}, [A])$ be given, with $\mathcal{K} = \{\kappa_1 < \dots < \kappa_n\}$ and $[A] \in \mathcal{S}_{\mathcal{M}}^{TNN} \subset Gr^{TNN}(k, n)$. Let $I \in \mathcal{M}$ be fixed. Let \mathcal{G} be a PBDTP graph representing $\mathcal{S}_{\mathcal{M}}^{TNN}$ as in Definition 3.1.1 with $(g+1)$ faces and let the curve*

$\Gamma = \Gamma(\mathcal{G})$ be as in Construction 3.1.1. Let $(\mathcal{N}, \mathcal{O}(I), \mathfrak{l})$ be a network of graph \mathcal{G} representing $[A]$ with no null edge vectors. Let \mathcal{N}' be the modified network defined in Section 5.1 for a given choice of Darboux vertices. Let $\mathcal{D}_{\text{vac}, \mathcal{N}'}$ be the vacuum network divisor defined in the previous Section and $\hat{\Phi}_{e,I}(\vec{t})$ be the normalized vacuum edge wave function of Definition 5.2.5. Finally on each component of Γ let the coordinate ζ be as in Definition 3.2.1 (see also Figure 5).

Then on Γ , we construct the vacuum wave function $\hat{\phi}_I(P, \vec{t})$ as follows: for such data.

- (1) The restriction of $\hat{\phi}$ to Γ_0 is denoted $\hat{\phi}_0$ and is the normalized Sato vacuum wave function

$$\hat{\phi}_0(\zeta, \vec{t}) = e^{\theta(\vec{t} - \vec{t}_0)}, \quad \theta(\vec{t}) = \sum_{l \geq 1} \zeta^l t_l.$$

- (2) On any component of Γ corresponding to a bivalent vertex or a trivalent black vertex V , we define $\hat{\phi}_I(P, \vec{t}) = \hat{\Phi}_{e,I}(\vec{t})$, where e is one of the edges at V ;
- (3) For any fixed orientation \mathcal{O} for the base I , on the component Γ_l , $l \in [g+n-k]$, corresponding to the trivalent white vertex V_l , we have four real ordered marked points: $P_m^{(l)}$, $m \in [3]$, correspond to the edges $e_m^{(l)}$ at V_l , and the forth point $P_{\text{vac}}^{(l)}$ is defined by $\zeta(P_{\text{vac}}^{(l)}) = \gamma_{\text{vac}, V_l}$. A change of orientation which preserves the base I acts as a well defined change of coordinates on the four points Γ_l which leaves invariant the value of the normalized vacuum wave function at the corresponding edges. For these reasons, we define

$$\hat{\phi}_I(P_m^{(l)}, \vec{t}) = \hat{\Phi}_{e_m^{(l)}, I}(\vec{t}), \quad m \in [3],$$

and extend it on Γ_l to a meromorphic function of degree less than or equal to one. It is straightforward to verify that either $\hat{\phi}_I(P, \vec{t})$ has a simple pole at $P_{\text{vac}}^{(l)}$ or is independent of the spectral parameter. The latter case occurs if and only if the network divisor point γ_{vac, V_l} is trivial, i.e. the normalized vacuum edge wave function takes the same value at the three edges at V_l for any given \vec{t} .

By construction, $\hat{\phi}$ is meromorphic of degree $\mathfrak{d} \leq g$, its poles are all real and simple and belong to the copies $\Gamma_l = \mathbb{CP}^1$ corresponding to trivalent white vertices V_l carrying non trivial vacuum network divisor numbers on \mathcal{N}' . Since the vacuum wave function $\hat{\phi}_I(P, \vec{t})$ is constant w.r.t. the spectral parameter P on each component associated to a boundary sink in \mathcal{N} , the following definition of vacuum divisor on Γ is natural.

Definition 5.3.1. *The vacuum divisor $\mathcal{D}_{\text{vac}, \Gamma}$. We denote by $\mathcal{D}_{\text{vac}, \Gamma}$ the following degree g effective divisor: it is the sum of the g simple poles located at the points $P_{\text{vac}}^{(l)}$ different from the Darboux sinks.*

$\mathcal{D}_{\text{vac},\Gamma}$ is contained in the union of all ovals since all network divisor numbers are real (we thus have proven item (1) in Theorem 3.2.3). $\mathcal{D}_{\text{vac},\Gamma}$ depends on the base I (Proposition 5.2.3) and, for any fixed base I , the position of the pole belonging to a component associated to a Darboux source depends on the position of the latter (Proposition 5.2.6).

In the following Theorem we summarize the properties of the vacuum wave function which follow directly from its definition.

Theorem 5.3.1. *Characterization of the vacuum divisor of $\hat{\phi}$ on Γ . Let $\hat{\phi}$, $\mathcal{D}_{\text{vac},\mathcal{N}'}$, $\mathcal{D}_{\text{vac},\Gamma}$ on Γ be as in Construction 5.3.1 and in Definitions 5.2.3 and 5.3.1. Then $\hat{\phi}_I(P, \vec{t})$ is the unique meromorphic extension of the Sato vacuum wave function to $\Gamma \setminus \{P_0\}$ satisfying:*

- (1) *At $\vec{t} = \vec{t}_0$ $\hat{\phi}(P, \vec{t}_0) = 1$ at all points $P \in \Gamma \setminus \{P_0\}$;*
- (2) *$\hat{\phi}(\zeta(P), \vec{t})$ is real for real values of the local coordinate ζ and for all real \vec{t} on each component of Γ ;*
- (3) *$\hat{\phi}$ takes equal values at pairs of glued points $P, Q \in \Gamma$, for all \vec{t} : $\hat{\phi}(P, \vec{t}) = \hat{\phi}(Q, \vec{t})$;*
- (4) *$\hat{\phi}(P_{i_r}^{(3)}, \vec{t}) \equiv f^{(r)}(\vec{t})$ at each Darboux source point $P_{i_r}^{(3)}$, $r \in [k]$, for all \vec{t} , where $f^{(r)}(\vec{t}) = \sum_{j=1}^N A_j^i e^{\theta_j(\vec{t}-\vec{t}_0)}$ is r -th heat hierarchy solution associated to the RREF representative matrix of $[A]$ with respect to the base I ;*
- (5) *$\hat{\phi}(\zeta, \vec{t})$ is either constant or meromorphic of degree one w.r.t. to the spectral parameter on each component Γ_l corresponding to a trivalent white vertex;*
- (6) *On each Γ_l , $l \in [g+n-k]$, corresponding to a trivalent white vertex the vacuum wave function satisfies*

$$\hat{\phi}_I(\zeta(P), \vec{t}) = \frac{\hat{\Phi}_{e_3, I}(\vec{t})\zeta - \gamma_{\text{vac}, V_l} \hat{\Phi}_{e_1, I}(\vec{t})}{\zeta - \gamma_{\text{vac}, V_l}}, \quad \forall P \in \Gamma_l, \quad \forall \vec{t}.$$

- (7) *$\hat{\phi}(\zeta, \vec{t})$ is constant w.r.t. to the spectral parameter on each other copy of \mathbb{CP}^1 ;*
- (8) *For any \vec{t} , $(\hat{\phi}(P, \vec{t})) + \mathcal{D}_{\text{vac},\Gamma} \geq 0$, where $(\hat{\phi}(P, \vec{t}))$ denotes the divisor for $\hat{\phi}(P, \vec{t})$.*
- (9) *The vacuum divisor $\mathcal{D}_{\text{vac},\Gamma}$ is contained in the union of all ovals.*

In [5], we have proven the above Theorem in the case in which \mathcal{G} is the Le-graph oriented canonically.

5.4. The construction of the KP wave function $\hat{\psi}$ and of the KP divisor $\mathcal{D}_{\text{KP},\Gamma}$ on Γ .

In this Section we define the KP wave function $\hat{\psi}$ on the curve $\Gamma = \Gamma(\mathcal{G})$ and the KP divisor $\mathcal{D}_{\text{KP},\Gamma}$. By construction $\mathcal{D}_{\text{KP},\Gamma}$ is contained in the union of all the ovals of Γ . In Theorem 5.4.1

we show that $\mathcal{D}_{\text{KP},\Gamma}$ does not depend on the base I associated to the orientation \mathcal{O} of \mathcal{N}' used to construct the divisor and the wave function.

Construction 5.4.1. The KP wave function $\hat{\psi}$ on Γ . Let the soliton data $(\mathcal{K}, [A])$ be given, with $\mathcal{K} = \{\kappa_1 < \dots < \kappa_n\}$ and $[A] \in \mathcal{S}_{\mathcal{M}}^{TNN} \subset \text{Gr}^{TNN}(k, n)$. Let $I \in \mathcal{M}$ be fixed. Let \mathcal{G} be a PBDTP graph representing $\mathcal{S}_{\mathcal{M}}^{TNN}$ as in Definition 3.1.1 with $(g+1)$ faces and let the curve $\Gamma = \Gamma(\mathcal{G})$ be as in Construction 3.1.1. Let $(\mathcal{N}, \mathcal{O}(I), \mathfrak{l})$ be a network of graph \mathcal{G} representing $[A]$ with no null edge vectors. Let \mathcal{N}' be the modified network defined in Section 5.1 for a given choice of Darboux vertices. Let $\mathcal{D}_{\text{dr},\mathcal{N}'}$ and $\hat{\Psi}_e(\vec{t})$ respectively be the dressed network divisor of Definition 5.2.3 and the KP edge wave function of Definition 5.2.5. Finally on each component of Γ let the coordinate ζ be as in Definition 3.2.1 (see also Figure 5).

We define the KP wave function $\hat{\psi}(P, \vec{t})$ on $\Gamma \setminus \{P_0\}$ as follows:

- (1) The restriction of $\hat{\psi}$ to Γ_0 is the normalized dressed Sato wave function

$$\hat{\psi}(\zeta, \vec{t}) = \frac{\mathfrak{D}^{(k)} \hat{\phi}_0(\zeta, \vec{t})}{\mathfrak{D}^{(k)} \hat{\phi}_0(\zeta, \vec{t}_0)};$$

- (2) If Σ_l is the component of Γ corresponding to the black vertex V_l' , then, for any $P \in \Sigma_l$ and for all \vec{t} , $\hat{\psi}(P, \vec{t})$ is assigned the value of the KP e.w. $\hat{\Psi}_e(\vec{t})$, where e is one of the edges at V_l' : $\hat{\psi}(\zeta(P), \vec{t}) = \hat{\Psi}_e(\vec{t})$;

- (3) Similarly if Γ_l is the component of Γ corresponding to V_l , which is either a bivalent white vertex or a trivalent white vertex with KP e.w. coinciding on all edges at V_l , then, for any $P \in \Gamma_l$ and for all \vec{t} , $\hat{\psi}(P, \vec{t})$ is assigned the value $\hat{\Psi}_e(\vec{t})$, where e is one of the edges at V_l : $\hat{\psi}(\zeta(P), \vec{t}) = \hat{\Psi}_e(\vec{t})$;

- (4) If Γ_l is the component of Γ corresponding to a trivalent white vertex with KP e.w. taking distinct values on the edges at V_l for some $\vec{t} \neq \vec{t}_0$, then we define $\hat{\psi}$ at the marked points as

$$\hat{\psi}(\zeta(P_l^{(m)}), \vec{t}) = \hat{\Psi}_{e_m}(\vec{t}), \quad m \in [3], \quad \forall \vec{t},$$

where e_m , $m \in [3]$ are the edges at V_l , and uniquely extend $\hat{\psi}$ to a degree one meromorphic function on Γ_l imposing that it has a simple pole at $P_{\text{dr}}^{(l)}$ with real coordinate $\zeta(P_{\text{dr}}^{(l)}) = \gamma_{\text{dr}, V_l}$, with γ_{dr, V_l} as in (5.13):

(5.25)

$$\hat{\psi}(\zeta(P), \vec{t}) = \frac{\hat{\Psi}_{e_3}(\vec{t})\zeta - \gamma_{\text{dr}, V_l} \hat{\Psi}_{e_1}(\vec{t})}{\zeta - \gamma_{\text{dr}, V_l}} = \frac{(-1)^{\text{wind}(e_3, e_1)} \Psi_{e_1}(\vec{t})(\zeta - 1) + (-1)^{\text{wind}(e_3, e_2)} \Psi_{e_2}(\vec{t})\zeta}{((-1)^{\text{wind}(e_3, e_1)} \Psi_{e_1}(\vec{t}_0) + (-1)^{\text{wind}(e_3, e_2)} \Psi_{e_2}(\vec{t}_0))(\zeta - \gamma_{\text{dr}, V_l})}.$$

By construction, the KP wave function is constant w.r.t. the spectral parameter on any component containing a Darboux (source or sink) point and has k real simple poles on Γ_0 . Therefore the following definition of KP divisor is fully justified.

Definition 5.4.1. *The KP divisor on Γ . The effective KP divisor $\mathcal{D}_{\text{KP},\Gamma}$ is a sum of g simple poles, namely*

- (1) k poles on Γ_0 coinciding with the Sato divisor at $\vec{t} = \vec{t}_0$;
- (2) $g-k$ poles $P_{\text{dr}}^{(l)} \in \Gamma_l$ uniquely identified by the condition that, in the local coordinate induced by the orientation \mathcal{O} , $\zeta(P_{\text{dr}}^{(l)}) = \gamma_{\text{dr},V_l}$, and V_l , $l \in [n+1, g+n-k]$, are the trivalent white vertices not containing Darboux edges.

Remark 5.4.1. *We remark that the position of the $g-k$ poles on $\Gamma \setminus \Gamma_0$ is the same if we use the network divisor $\mathcal{D}_{\text{dr},\mathcal{N}}$ defined in (5.14) instead of $\mathcal{D}_{\text{dr},\mathcal{N}'}$. Therefore in applications one can work directly with the original network \mathcal{N} to construct the divisor on Γ for the given soliton data.*

By construction $\mathcal{D}_{\text{KP},\Gamma}$ is independent on the gauge ray direction, on the weight gauge, on the vertex gauge and on the position of the Darboux points. We now prove that it is also independent on the orientation of the network. Indeed for any fixed orientation \mathcal{O} , on the copy Γ_l corresponding to the trivalent white vertex V_l , we have four real ordered marked points: $P_m^{(l)}$, $m \in [3]$, represented by the ordered edges at V_l , and the dressed divisor point $P_{\text{dr}}^{(l)}$ with local coordinate $\zeta(P_{\text{dr}}^{(l)}) = \gamma_{\text{dr},V_l}$.

Using Corollary 5.2.5, in Theorem 5.4.1 we show that any change of orientation in \mathcal{N}' acts on the four marked points in Γ_l as a change of coordinate, so in particular it leaves invariant the position of the pole divisor in the oval.

Theorem 5.4.1. Invariance of $\mathcal{D}_{\text{KP},\Gamma}$ on network orientation *Let $\mathcal{D}_{\text{dr},\mathcal{N}',\mathcal{O}_1}$ and $\mathcal{D}_{\text{dr},\mathcal{N}',\mathcal{O}_2}$, be the dressed network divisors on \mathcal{N}' w.r.t the orientations \mathcal{O}_s , $s = 1, 2$, as in Definition 5.2.3, and let $\mathcal{D}_{\text{KP},\Gamma}^{(s)}$, $s = 1, 2$, be the corresponding KP divisors on Γ as in Definition 5.4.1. Then*

$$\mathcal{D}_{\text{KP},\Gamma}^{(2)} = \mathcal{D}_{\text{KP},\Gamma}^{(1)},$$

that is the divisor point on each component Γ_l , $P_{\text{dr}}^{(l)}$, is the same in both constructions and the divisor numbers $\gamma_{\text{dr},V_l}^{(s)}$ are the local coordinates of $P_{\text{dr}}^{(l)}$. Indeed, let $e_m^{(s)}$, $m \in [3]$, $s = 1, 2$, be the edges at the trivalent white vertex V_l , where $e_3^{(s)}$ is the unique edge pointing inwards at V_l in orientation \mathcal{O}_s (see also Figure 22). Let ζ_s , $s = 1, 2$, be the local coordinates on Γ_l respectively

for orientations \mathcal{O}_1 and \mathcal{O}_2 of \mathcal{N}' and let $P_m^{(s)}$ be the marked point on Γ_l corresponding to $e_m^{(s)}$ as in Definition 3.2.1 (see also Figure 5). Then

- (1) If all edges at V_l have the same versus in both orientations, then $P_m^{(2)} = P_m^{(1)}$, $m \in [3]$, the local coordinate on Γ_l is the same $\zeta_1 = \zeta_2$ in both orientations and (5.19) implies that the divisor point on Γ_l is the same and has the same coordinate

$$\zeta_2(P_{\text{dr}}^{(l)}) = \zeta_1(P_{\text{dr}}^{(l)});$$

- (2) If at V_l we change orientation of edges from $(e_1^{(1)}, e_2^{(1)}, e_3^{(1)})$ to $(e_2^{(2)}, e_3^{(2)}, e_1^{(2)})$ (see Figure 22[left]), then $P_m^{(2)} = P_{m-1}^{(1)}$, $(\text{mod } 3)$ and $\zeta_2 = (1 - \zeta_1)^{-1}$ on Γ_l . Therefore (5.20) implies that the divisor point on Γ_l is the same and its local coordinate changes as

$$\zeta_2(P_{\text{dr}}^{(l)}) = (1 - \zeta_1(P_{\text{dr}}^{(l)}))^{-1};$$

- (3) If at V_l we change orientation of edges from $(e_1^{(1)}, e_2^{(1)}, e_3^{(1)})$ to $(e_3^{(2)}, e_1^{(2)}, e_2^{(2)})$ (see Figure 22[right]), then $P_m^{(2)} = P_{m+1}^{(1)}$, $(\text{mod } 3)$ and $\zeta_2 = \zeta_1/(\zeta_1 - 1)$ on Γ_l . Therefore (5.21) implies that the divisor point on Γ_l is the same and its local coordinate changes as

$$\zeta_2(P_{\text{dr}}^{(l)}) = \frac{\zeta_1(P_{\text{dr}}^{(l)})}{\zeta_1(P_{\text{dr}}^{(l)}) - 1}.$$

The proof follows directly from the definition of the KP wave function on Γ , Corollary 5.2.5 and the definition of $\mathcal{D}_{\text{KP},\Gamma}$.

By construction, each double point in Γ corresponds to an edge; therefore the KP wave function takes the same value at all double points for all times and, at the double points κ_j corresponding to edges at boundary vertices b_j , $j \in [n]$, it coincides for all times with the normalized Sato wave function. $\hat{\psi}$ is meromorphic of degree $\mathfrak{d}_{\text{KP}} \leq g$, and its poles are all simple and belong to $\mathcal{D}_{\text{KP},\Gamma}$, which is contained in the union of all the real ovals of Γ . Therefore $\hat{\psi}$ satisfies the properties in Definition 3.2.3, that is it is the KP wave function for the soliton data $(\mathcal{K}, [A])$ and the divisor $\mathcal{D}_{\text{KP},\Gamma}$ on Γ .

Theorem 5.4.2. *$\hat{\psi}$ is the unique KP wave function on Γ for $(\mathcal{K}, [A])$ and the divisor $\mathcal{D}_{\text{KP},\Gamma}$. Let $\hat{\psi}$, $\mathcal{D}_{\text{dr},\mathcal{N}'}$, $\mathcal{D}_{\text{KP},\Gamma}$ on Γ be as in Construction 5.4.1 and Definitions 5.2.3 and 5.4.1. Then $\hat{\psi}$ satisfies the following properties of Definition 2.0.6 on $\Gamma \setminus \{P_0\}$.*

- (1) At $\vec{t} = \vec{t}_0$ $\hat{\psi}(P, \vec{t}_0) = 1$ at all points $P \in \Gamma \setminus \{P_0\}$;
(2) $\hat{\psi}(\zeta(P), \vec{t})$ is real for real values of the local coordinate ζ and for all real \vec{t} on each component of Γ ;

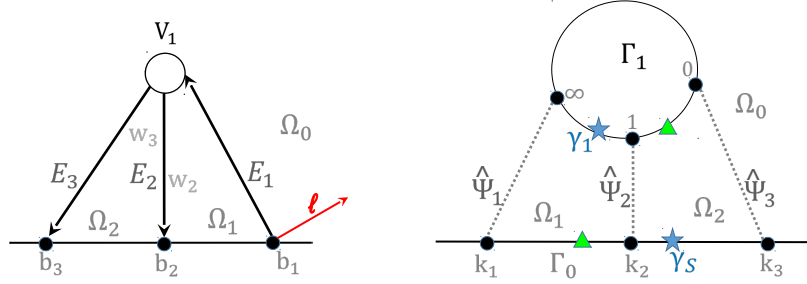


FIGURE 23. We consider the issue of the global parametrization of positroid cells via divisors in the simplest example $Gr^{TP}(1, 3)$.

- (3) $\hat{\psi}$ takes the same value at pairs of glued points $P, Q \in \Gamma$, for all \vec{t} : $\hat{\psi}(P, \vec{t}) = \hat{\psi}(Q, \vec{t})$;
- (4) $\hat{\psi}(\zeta, \vec{t})$ is constant w.r.t. to the spectral parameter on each copy of \mathbb{CP}^1 corresponding to a boundary source or sink vertex V_l , $l \in [n]$;
- (5) $\hat{\psi}(\zeta, \vec{t})$ is either constant or meromorphic of degree one w.r.t. to the spectral parameter on each copy of \mathbb{CP}^1 corresponding to any other trivalent white vertex. $\hat{\psi}(\zeta, \vec{t})$ is constant w.r.t. to the spectral parameter on each other copy of \mathbb{CP}^1 ;
- (6) $\mathcal{D}_{KP, \Gamma} + (\hat{\psi}(P, \vec{t})) \geq 0$ for all \vec{t} ;
- (7) $\mathcal{D}_{KP, \Gamma}$ does not depend on the choice of position of the Darboux points in Γ_l , $l \in [n]$.
- (8) The $\mathcal{D}_{KP, \Gamma}$ divisor is contained in the union of all ovals.

The proof of the assertions is straightforward and is omitted. We remark that, in the special case of the Le-network the divisor $\mathcal{D}_{KP, \Gamma}$ coincides with the one constructed in [5]. We complete the proof of Theorem 3.2.1 in Section 6, where we show that the KP divisor $\mathcal{D}_{KP, \Gamma}$ satisfies the regularity and reality conditions (Items (3) and (4) of Definition 3.2.2).

5.5. Global parametrization of positroid cells via KP divisors: the case $Gr^{TP}(1, 3)$.

Next we address the issue of the global parametrization of positroid cells via divisors in the simplest example of blow-up. As a case study let us take the totally positive Grassmannian $Gr^{TP}(1, 3)$. With usual affine coordinates, we have the cell parametrization $[1, w_2, w_3]$, the heat hierarchy solution $f(\vec{t}) = e^{\theta_1(\vec{t}) + w_2 e^{\theta_2(\vec{t})} + w_3 e^{\theta_3(\vec{t})}$ and the Darboux transformation $\mathfrak{D} = \partial_x - \frac{\partial_x f(\vec{t})}{f(\vec{t})}$. Then on the oriented network (Figure 23[left]) the vectors are

$$E_1 = E_2 + E_3, \quad E_2 = (0, w_2, 0), \quad E_3 = (0, 0, w_3),$$

the edge wave function takes the value

$$\Psi_1(\vec{t}) = \Psi_2(\vec{t}) + \Psi_3(\vec{t}), \quad \Psi_2(\vec{t}) = w_2(\kappa_2 - \gamma_S)e^{\theta_2(\vec{t})}, \quad \Psi_3(\vec{t}) = w_3(\kappa_3 - \gamma_S)e^{\theta_3(\vec{t})},$$

where γ_S is the coordinate of the Sato divisor point at the initial time $\vec{t}_0 = \vec{0} = (0, 0, 0, \dots)$,

$$\gamma_S = \gamma_S(w_2, w_3, \vec{0}) = \frac{\kappa_1 + w_2\kappa_2 + w_3\kappa_3}{1 + w_2 + w_3}.$$

On the curve $\Gamma = \Gamma_0 \sqcup \Gamma_1$, at the double points the normalized KP wave function is $\hat{\Psi}_j(\vec{t}) = \frac{\Psi_j(\vec{t})}{\Psi_j(\vec{0})}$ and the divisor point $\gamma_1 \in \Gamma_1$ in the local coordinates induced by the orientation of the network takes the value

$$\gamma_1 = \gamma_1(w_2, w_3, \vec{0}) = \frac{w_3(\kappa_3 - \gamma_S)}{w_3(\kappa_3 - \gamma_S) + w_2(\kappa_2 - \gamma_S)}.$$

It is easy to check that the positivity of the weights is equivalent to $\gamma_S \in]\kappa_1, \kappa_3[$, $\gamma_1 > 0$ and the fact that there is exactly one divisor point in each one of the finite ovals, Ω_1 and Ω_2 , that is

- (1) Either $\kappa_1 < \gamma_S < \kappa_2$ and $\gamma_1 < 1$, i.e. the Sato divisor point belongs to Ω_1 and the other divisor point to Ω_2 . In Figure 23 [right] we illustrate this case representing divisor points by triangles;
- (2) Or $\kappa_2 < \gamma_S < \kappa_3$ and $\gamma_1 > 1$, i.e. the Sato divisor point belongs to Ω_2 and the other divisor point to Ω_1 . In Figure 23 [right] we illustrate this case representing divisor points by stars.

We also remark that the transformation from (w_2, w_3) to (γ_S, γ_1) loses injectivity and has null Jacobian along the line $w_3 = \frac{\kappa_2 - \kappa_1}{\kappa_3 - \kappa_2}$ so that, for any $w_2 > 0$,

$$\gamma_S(w_2, \frac{\kappa_2 - \kappa_1}{\kappa_3 - \kappa_2}) = \kappa_2, \quad \gamma_1(w_2, \frac{\kappa_2 - \kappa_1}{\kappa_3 - \kappa_2}) = 1.$$

If we invert the relation between divisor numbers and weights, we get

$$w_2(\gamma_S, \gamma_1) = \frac{(\gamma_1 - 1)(\gamma_S - \kappa_1)}{\gamma_S - \kappa_2}, \quad w_3(\gamma_S, \gamma_1) = \frac{\gamma_1(\gamma_S - \kappa_1)}{\kappa_3 - \gamma_S}.$$

Therefore in the non-generic case when $\gamma_S \rightarrow \kappa_2$ and $\gamma_1 \rightarrow 1$, we need to apply the blow-up procedure at the point $(\gamma_S, \gamma_1) = (\kappa_2, 1)$, by setting $\gamma_S = \kappa_2 + \epsilon$, $\gamma_1 = 1 + z\epsilon$ and take the limit $\epsilon \rightarrow 0$, so that

$$w_2(\kappa_2, 1) = z(\kappa_2 - \kappa_1), \quad w_3(\kappa_2, 1) = \frac{\kappa_2 - \kappa_1}{\kappa_3 - \kappa_2}.$$

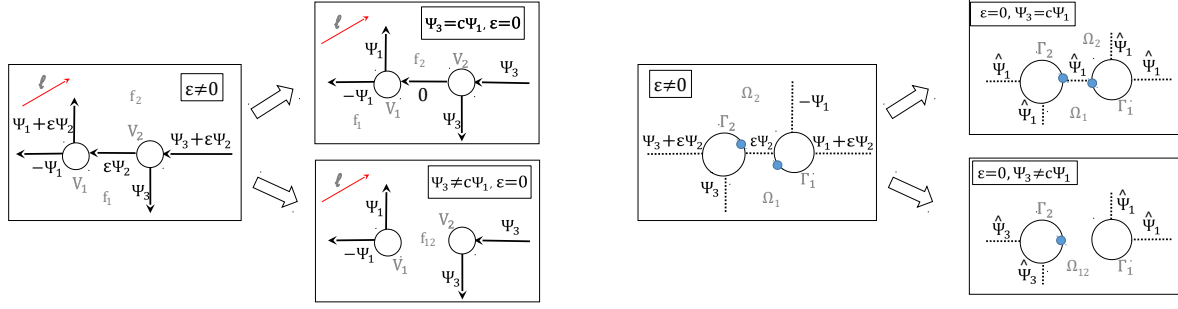


FIGURE 24. We present the construction of the divisor in case of edges carrying null vectors in the simplest case: we show both the edge wave function Ψ on the oriented network [left] and the normalized wave function and divisor on the curve [right] and in the case of edges carrying null vectors of type 1 [top] and type 2 [bottom].

5.6. Construction of the divisor in the case of null edge vectors. We now discuss the modification of the technical construction in case of null edge vectors on a simple example. In Definition 4.8.1 edges carrying null vectors have been classified of type 1 and 2 depending on the properties of the not-null edge vectors on the edges adjacent to them. Without loss of generality, in the following we assume that all vertices belonging to a given maximal connected subgraph carrying null vectors are trivalent.

Construction of the wave function and divisor for soliton data associated to a network carrying null vectors of type 1: If the null edge vectors are just of type 1, then the normalized wave function takes the same value at all edges adjacent to a given connected maximal subgraph carrying null edge vectors. Then we simply extend analytically the normalized KP wave function to the components of Γ associated to the given subgraph, by attributing the same value of the normalized KP wave function also at the edges carrying null vectors. Since the resulting wave function is regular and constant with respect to the spectral parameters on all components associated to such connected maximal subgraph, the position of the divisor point on components corresponding to trivalent white vertices carrying null vectors is completely irrelevant: we just attribute a divisor point to each component corresponding to a trivalent white vertex carrying null vectors using the counting rule established in [3]. We remark that there is a certain freedom in the attribution of divisor points to ovals. In any case, the final divisor is real and contained in the union of all the ovals. Finally, we claim that it is always possible to attribute exactly one divisor point in each finite oval and no divisor point in the infinite oval in all cases of connected

maximal subgraphs carrying null edge vectors of type one. We plan to discuss thoroughly this issue in a future publication and below we present two examples.

In the simplest case the connected maximal subgraph carrying null edge vectors contains only one edge and its boundary consists of two trivalent white vertices. We present such an example in Figure 24, case $\epsilon = 0$ and $\Psi_3 = c\Psi_1$, $c \neq 0$. In such case, the null edge necessarily bounds two distinct faces, f_1 and f_2 , the network divisor numbers at the vertices V_1 and V_2 coincide with the coordinates of the corresponding points on the components Γ_1 and Γ_2 and the divisor points on Γ are trivial by definition. Then we may use the counting rule to attribute exactly one divisor point to each the corresponding ovals Ω_1 and Ω_2 .

In more complicated cases, like that one constructed in Figure 25, the construction of the divisor is carried out in a similar way. We attribute one divisor point to each component corresponding to a trivalent white vertex using the counting rule if there is an edge carrying a null vector and we do not attribute any divisor point to black vertices. For instance, in the case of Figure 25 we have that the Sato divisor point γ_s belongs to the intersection of the oval Ω_1 and the Sato component Γ_0 which corresponds to the boundary of the disk. The remaining divisor numbers are

$$\gamma_1 = \frac{q+p+1}{2p+1}, \quad \gamma_2 = \frac{p(1+2q)}{p-q}, \quad \gamma_3 = \frac{q-p}{1+2q}.$$

Therefore, upon denoting with the same symbol both the divisor point and its local coordinate, we get:

- (1) $\gamma_1 \in \Gamma_1 \cap \Omega_3$, $\gamma_2 \in \Gamma_2 \cap \Omega_2$ and $\gamma_3 \in \Gamma_3 \cap \Omega_4$ if $p > q$. We represent one configuration with stars in Figure 25 [right];
- (2) $\gamma_1 \in \Gamma_1 \cap \Omega_2$, $\gamma_2 \in \Gamma_2 \cap \Omega_4$ and $\gamma_3 \in \Gamma_3 \cap \Omega_3$ if $p < q$. We represent one configuration with triangles in Figure 25 [right].

Construction of the wave function and divisor for soliton data associated to a network carrying null vectors of type 2: If there do appear also null edge vectors of type 2, then the problem of continuation of the wave function is untrivial since the normalized wave function takes different value at edges adjacent to a given connected maximal subgraph carrying null edge vectors. Then we need to modify the graph eliminating such edges of type 2 and the curve Γ accordingly. Since elimination of edges causes a decrease in the number of faces, we need also to eliminate some trivial divisor points in order to keep the degree of the divisor consistent with the genus of the curve. Again there is a certain freedom in the attribution of divisor points to ovals. In any case, the final divisor is real and contained in the union of all the ovals. Finally,

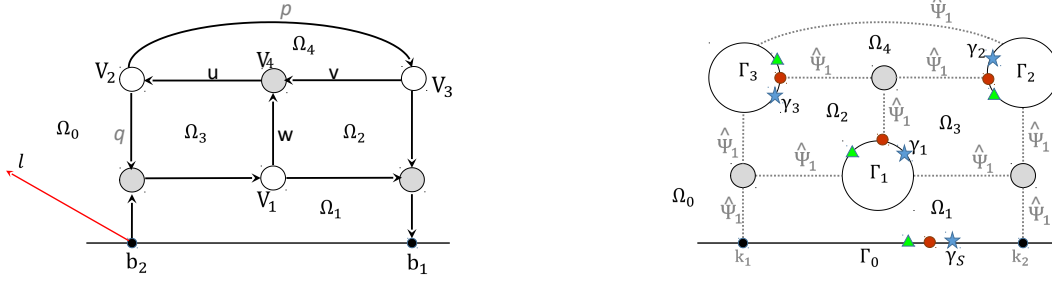


FIGURE 25. We reproduce the network in Figure 16 possessing null edge vectors E_u, E_v and E_w when $p = q$ [left] and show the KP divisor on the curve in the case $q < p$ (stars), $q = p$ (balls) and $q > p$ (triangles), where γ_S is the Sato divisor point.

we claim that it is always possible to attribute exactly one divisor point in each finite oval and no divisor point in the infinite oval also in this case.

We plan to discuss thoroughly this issue in a future publication and below we present just the simplest example in Figure 24, case $\epsilon = 0$ and $\Psi_3 \neq c\Psi_1$, $c \neq 0$. The connected maximal subgraph carrying null edge vectors contains only one edge and its boundary consists of two trivalent white vertices. In such case, the null edge necessarily bounds two distinct faces, f_1 and f_2 , the network divisor numbers at the vertices V_1 and V_2 coincide with the coordinates of the corresponding points on the components Γ_1 and Γ_2 and the divisor points on Γ are trivial by definition. Contrary to the case of null edge vectors of type 1, we cannot extend analytically the wave function to include the edge carrying the null vector. Therefore we eliminate such edge from the network and we merge the two faces f_1, f_2 into a single one f_{12} eliminating a double point and a face in Γ . We also eliminate one divisor point on the reduced curve so to have only one divisor point in the face Ω_{12} : for instance we eliminate the divisor point on Γ_1 and keep that on Γ_2 in the Figure, but we could also do the opposite.

6. COMBINATORIAL CHARACTERIZATION OF THE REGULARITY OF $\mathcal{D}_{\text{KP}, \Gamma}$

In this Section we show that the position of each (vacuum or KP) divisor point in the intersection of Γ_l with the ovals is determined by an index of each pair of edges at the corresponding trivalent white vertex V_l . We use such index to provide a combinatorial proof that there is exactly one KP divisor point in each finite oval thus completing the proof of Theorem 3.2.1. Then, in Section 7 we use the formalism of relations on half-edges introduced in [46] to restate the main Theorems of our paper in such framework.

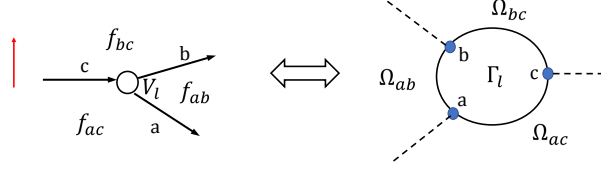


FIGURE 26. The correspondence between faces at V_l (left) and ovals bounded by Γ_l (right) under the assumption that the curve is constructed reflecting the graph w.r.t. a vertical ray (i.e. we assume that all boundary source and sink vertices in the original network lay on a horizontal line).

In the following a, b, c denote either the edge at V_l or the corresponding marked point on Γ_l , w_a is the weight of the edge a , f_{ab} is the face of \mathcal{N} bounded by the edges a, b and Ω_{ab} is the corresponding oval in $\Gamma(\mathcal{G})$ (see also Figure 26).

Let us start recalling the definition of the (vacuum or dressed) network divisor number associated to V_l . Let $\Psi_s = \Psi_{s, \mathcal{N}, \mathcal{O}, l}(\vec{t}_0)$, be either the vacuum or the dressed e.w. at the edges $s = a, b, c$ of a given trivalent white vertex V_l as in Definition 5.2.1. Then the linear relation at V_l is

$$\Psi_c = (-1)^{\text{int}(c)} w_c \left((-1)^{\text{wind}(c,a)} \Psi_a + (-1)^{\text{wind}(c,b)} \Psi_b \right),$$

and, in the local coordinates induced by the orientation of \mathcal{N}' , the local coordinate of the (vacuum or KP) divisor point is equal to the vacuum divisor number

$$(6.1) \quad \begin{aligned} \gamma &= \frac{(-1)^{\text{wind}(c,a)} \Psi_a}{(-1)^{\text{wind}(c,a)} \Psi_a + (-1)^{\text{wind}(c,b)} \Psi_b} = w_c (-1)^{\text{int}(c) + \text{wind}(c,a)} \frac{\Psi_a}{\Psi_c} \\ &= \left(1 + (-1)^{\text{wind}(c,b) - \text{wind}(c,a)} \frac{\Psi_b}{\Psi_a} \right)^{-1} = 1 - w_c (-1)^{\text{int}(c) + \text{wind}(c,b)} \frac{\Psi_b}{\Psi_c}. \end{aligned}$$

Definition 6.0.1. *The set of indices at each pair of edges at a given vertex* To each pair of edges f, g at a white or black vertex V_l we assign the following indices:

- (1) **Index of change of direction** $\epsilon_{cd}(f, g)$: it marks the fact that both edges at the vertex V_l are pointing outwards or inwards:

$$\epsilon_{cd}(f, g) = \begin{cases} 1 & \text{if both } f, g \text{ point outwards at the white vertex } V_l, \\ 1 & \text{if both } f, g \text{ point inwards at the black vertex } V_l, \\ 0 & \text{otherwise.} \end{cases}$$

(2) **Index of change of sign** $\epsilon_{cs}(f, g)$: it marks the sign of the product of the (vacuum or dressed) wave function $\Psi_f \Psi_g$ at the corresponding marked points $f, g \in \Gamma_l$:

$$\epsilon_{cs}(f, g) = \begin{cases} 1 & \text{if } \Psi_f \Psi_g < 0, \quad \text{or} \quad \Psi_f \Psi_g = 0 \text{ and } \Psi_f + \Psi_g < 0, \\ 0 & \text{otherwise.} \end{cases}$$

(3) **Index of intersection** $\epsilon_{int}(f, g)$: it marks the number of intersections with gauge rays with edges pointing inward at V_l :

$$\epsilon_{int}(f, g) = \begin{cases} int(f) & \text{if } f \text{ points inwards at } V_l \text{ and } g \text{ outwards,} \\ int(g) & \text{if } g \text{ points inwards at } V_l \text{ and } f \text{ outwards,} \\ int(f) + int(g) & \text{if both } f, g \text{ point inwards at } V_l, \\ 0 & \text{otherwise.} \end{cases}$$

(4) **Index of winding** $\epsilon_{wind}(f, g)$: it coincides with the winding of the pair (f, g) if one of the edges points inwards and the other outwards at V_l , otherwise it is the difference of the winding indices at V_l :

$$\epsilon_{wind}(f, g) = \begin{cases} wind(f, g) & \text{if } f \text{ points inwards and } g \text{ outwards at } V_l, \\ -wind(g, f) & \text{if } g \text{ points inwards and } f \text{ outwards at } V_l, \\ wind(h, g) - wind(h, f) & \text{if } \epsilon_{cd}(f, g) = 1 \text{ and } h \text{ is the third edge at } V_l. \end{cases}$$

(5) **Total index** $\epsilon_{tot}(f, g)$: it is the sum of the indices of change of direction, change of sign, of intersection and of winding at the pair (e, f) :

$$(6.2) \quad \epsilon_{tot}(f, g) = \epsilon_{cd}(f, g) + \epsilon_{cs}(f, g) + \epsilon_{int}(f, g) + \epsilon_{wind}(f, g) \pmod{2}.$$

The following Lemma explains the relations among such indices at each vertex.

Lemma 6.0.1. Relations among the indices of a pair of edges at a vertex. Let (f, g) be a pair of edges at the vertex V_l and let $\epsilon_{cd}(f, g)$, $\epsilon_{wind}(f, g)$, $\epsilon_{int}(f, g)$, $\epsilon_{cs}(f, g)$ and $\epsilon_{tot}(f, g)$ be as above. Then the following holds true:

(1) If V_l is a bivalent vertex then

$$(6.3) \quad \epsilon_{cs}(f, g) = \epsilon_{wind}(f, g) + \epsilon_{int}(f, g) \pmod{2}, \quad \epsilon_{tot}(f, g) = 0 \pmod{2};$$

(2) If V_l is a trivalent black vertex then

$$(6.4) \quad \epsilon_{cs}(f, g) = \epsilon_{wind}(f, g) + \epsilon_{int}(f, g) \pmod{2}, \quad \epsilon_{tot}(f, g) = \epsilon_{cd}(f, g) \pmod{2};$$

(3) If V_l is a trivalent white vertex and e_m , $m \in [3]$, are the edges at V_l , then

$$(6.5) \quad \epsilon_{tot}(e_1, e_2) + \epsilon_{tot}(e_2, e_3) + \epsilon_{tot}(e_3, e_1) = 1 \pmod{2},$$

and, moreover, exactly one among $\epsilon_{tot}(e_i, e_j)$ is 1 (mod 2).

The proof of the lemma follows directly from the definitions of the indices and the linear relations at the vertices. We illustrate it in Figures 27 and 28.

6.1. The position of the divisor points in the ovals. We now discuss the position of vacuum or dressed divisor points in the ovals of Γ . We recall that \vec{t}_0 has been fixed so that the vacuum (resp. dressed) e.w. is equal to zero only at the edges corresponding to Darboux sink points (resp. all Darboux points) on Γ . To simplify notations we use the symbol Ω_s to denote both the face in the network and the corresponding oval in the curve, and the symbol Γ_0 to denote both the boundary of the disk in the network and the Sato component in the curve.

Any trivalent white vertex bounds either two or three faces by construction (see Figure 27). Using the definition of divisor point in (6.1) and that of the indices, it is straightforward to verify that the intersection of an oval Ω_s with a component Γ_l contains a vacuum or dressed divisor point if and only if the total index of a pair of edges at V_l bounding the face Ω_s in \mathcal{N}' is odd (see also Figure 27).

Theorem 6.1.1. Characterization of the position of the vacuum or dressed divisor point in Γ_l Let (e_1, e_2) be a pair of edges at the trivalent white vertex V_l bounding the face Ω_s in \mathcal{N}' and let P_1, P_2 be the corresponding marked points in the component Γ_l bounding the oval Ω_s in Γ . Let ζ be the local coordinate on Γ_l induced by the orientation of \mathcal{N}' and, to fix notations, suppose that $\zeta(P_1) < \zeta(P_2)$. Let γ_l be the (vacuum or dressed) network divisor number for V_l and let \bar{P}_l be the corresponding (vacuum or dressed) divisor point in Γ_l . Moreover, if $l \in [n]$, let $P_l^{(D)}$ be the Darboux point corresponding to the Darboux edge $e_l^{(D)}$ at V_l . Then

- (1) If $l \in \bar{I}$, that is V_l is a boundary vertex connected to a Darboux sink vertex by the edge $e_l^{(D)}$, then the vacuum or dressed divisor number satisfies $\gamma_l = \zeta(P_l^{(D)})$;
- (2) If $l \in I$, that is V_l is a boundary vertex connected to a Darboux source vertex by the edge $e_l^{(D)}$ and γ_l is the dressed divisor number, then $\gamma_l = \zeta(P_l^{(D)})$;
- (3) If $l \in I$, that is V_l is a boundary vertex connected to a Darboux source vertex by the edge $e_l^{(D)}$ and γ_l is the vacuum divisor number, then the corresponding vacuum divisor point $\bar{P}^{(l)}$ belongs to $\Omega_s \cap \Gamma_l$, that is $\zeta(\bar{P}^{(l)}) = \gamma_l \in]\zeta(P_1), \zeta(P_2)[$, if and only if $\epsilon_{tot}(e_1, e_2)$ is

Vertex type	$\epsilon_{cd}(b, a)$	$\epsilon_{wind}(b, a) = \text{wind}(b, a)$	$\epsilon_{int}(b, a) = \text{int}(b)$	$\epsilon_{cs}(b, a)$	$\epsilon_{tot}(b, a) \pmod{2}$	Divisor in Ω_1 or Ω_2
	0	0	0	0	0	no
	0	0	1	1	0	no
	0	1	0	1	0	no
	0	1	1	0	0	no

Vertex type	$\epsilon_{cd}(a, b)$	$\epsilon_{wind}(a, b) = \text{wind}(c, a) + \text{wind}(c, b)$	$\epsilon_{int}(a, b) = \text{int}(c)$	$\epsilon_{cs}(a, b)$	$\epsilon_{tot}(a, b) \pmod{2}$	Divisor in Ω
	1	0	0	0	1	yes
	1	0	0	1	0	no
	1	1	0	0	0	no
	1	1	0	1	1	yes

Vertex type	$\epsilon_{cs}(c, a)$	$\epsilon_{wind}(c, a) = \text{wind}(c, a)$	$\epsilon_{int}(c, a) = \text{int}(c)$	$\epsilon_{cs}(c, a)$	$\epsilon_{tot}(c, a) \pmod{2}$	Divisor in Ω
	0	0	0	0	0	no
	0	0	0	1	1	yes
	0	0	1	0	1	yes
	0	0	1	1	0	no

Vertex type	$\epsilon_{cd}(c, b)$	$\epsilon_{wind}(c, b) = \text{wind}(c, b)$	$\epsilon_{int}(c, b) = \text{int}(c)$	$\epsilon_{cs}(c, b)$	$\epsilon_{tot}(c, b) \pmod{2}$	Divisor in Ω
	0	0	0	0	0	no
	0	0	0	1	1	yes
	0	0	1	0	1	yes
	0	0	1	1	0	no





Vertex type	$\epsilon_{cd}(c, a) + \epsilon_{cd}(c, b)$	$\epsilon_{wind}(c, a) + \epsilon_{wind}(c, b)$	$\epsilon_{cs}(c, a) + \epsilon_{cs}(c, b)$	$\epsilon_{tot}(c, a) + \epsilon_{tot}(c, b) \pmod{2}$	Divisor in Ω
	0	0	0	0	no
	0	0	1	1	yes
	0	1	0	1	yes
	0	1	1	0	no

Vertex type	$\epsilon_{cd}(c, a) + \epsilon_{cd}(c, b)$	$\epsilon_{wind}(c, a) + \epsilon_{wind}(c, b)$	$\epsilon_{int}(c, a) + \epsilon_{int}(c, b) = 2 \text{int}(c)$	$\epsilon_{cs}(c, a) + \epsilon_{cs}(c, b)$	$\epsilon_{tot}(c, a) + \epsilon_{tot}(c, b) \pmod{2}$	Divisor in Ω
	0	0	0	0	0	no
	0	0	0	1	1	yes
	0	1	0	0	1	yes
	0	1	0	1	0	no

Vertex type	$\epsilon_{cd}(b, a) + \epsilon_{cd}(c, b)$	$\epsilon_{wind}(b, a) + \epsilon_{wind}(c, b)$	$\epsilon_{int}(b, a) + \epsilon_{int}(c, b) = \text{int}(c)$	$\epsilon_{cs}(b, a) + \epsilon_{cs}(c, b)$	$\epsilon_{tot}(b, a) + \epsilon_{tot}(c, b) \pmod{2}$	Divisor in Ω
	1	0	0	0	1	yes
	1	0	1	1	1	yes

Vertex type	$\epsilon_{wind}(c, a) + \epsilon_{wind}(c, b)$	$\epsilon_{wind}(c, a) + \epsilon_{wind}(c, b)$	$\epsilon_{int}(c, a) + \epsilon_{int}(c, b) = 2 \text{int}(c)$	$\epsilon_{cs}(c, a) + \epsilon_{cs}(c, b)$	$\epsilon_{tot}(c, a) + \epsilon_{tot}(c, b) \pmod{2}$	Divisor in Ω
	0	0	2	0	0	no
	0	0	2	1	1	yes
	0	1	2	0	1	yes
	0	1	2	1	0	no

FIGURE 27. We associate an index ϵ_{tot} to each pair of edges at a white vertex. The divisor point associated to the vertex V_l belongs to $\Omega \cap \Gamma_l$ if the face Ω is bounded by a pair of edges at V_l with odd total index.

Vertex type	$\epsilon_{cd}(b, c)$	$\epsilon_{wind}(b, c) = \text{wind}(b, c)$	$\epsilon_{int}(b, c) = \text{int}(b)$	$\epsilon_{cs}(b, c)$	$\epsilon_{tot}(b, c) \pmod{2}$
	0	1	0	1	0
	0	1	1	0	0
	0	0	0	0	0
	0	0	1	1	0





Vertex type	$\epsilon_{cd}(a, b)$	$\epsilon_{wind}(a, b) = w(a, c) - w(b, c)$	$\epsilon_{int}(a, b) = \text{int}(a) + \text{int}(b)$	$\epsilon_{cs}(a, b)$	$\epsilon_{tot}(a, b) \pmod{2}$
	1	0	0	0	1
	1	1	0	1	1
	1	0	1	1	1
	1	1	1	0	1

FIGURE 28. We associate an index ϵ_{tot} to each pair of edges at a black vertex.

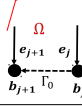
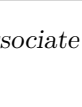
Vertex type	$\epsilon_{cd}(e_j, e_{j+1})$	$\epsilon_{wind}(e_j, e_{j+1})$	$\epsilon_{int}(e_j, e_{j+1})$	$\epsilon_{cs}(e_j, e_{j+1})$	$\epsilon_{tot}(e_j, e_{j+1})$	Divisor in $\Omega \cap \Gamma_0$
	0	0	0	0	0	no
	0	0	0	1	1	yes

FIGURE 29. We associate an index ϵ_{tot} to each pair of consecutive edges at the boundary of the disk.

odd:

$$P^{(l)} \in \Omega_s \cap \Gamma_l \iff \epsilon_{tot}(e_1, e_2) = 1 \pmod{2}.$$

- (4) If $l \in [n+1, g+n-k]$, that is V_l is not a vertex connected by an edge to a Darboux vertex, then the corresponding divisor point $\bar{P}^{(l)}$ belongs to $\Omega_s \cap \Gamma_l$, that is $\zeta(\bar{P}^{(l)}) = \gamma_l \in]\zeta(P_1), \zeta(P_2)[$, if and only if $\epsilon_{tot}(e_1, e_2)$ is odd:

$$P^{(l)} \in \Omega_s \cap \Gamma_l \iff \epsilon_{tot}(e_1, e_2) = 1 \pmod{2}.$$

Remark 6.1.1. In the theorem above, we use the cyclic order on real part of \mathbb{CP}^1 , therefore $\zeta(P_1) = \infty$, and $\zeta(P_2) = 0$, then $\zeta(P_1) < \zeta(P_2)$ in our notations.

Corollary 6.1.2. Invariance of $\epsilon_{tot}(e_i, e_j)$ at trivalent white vertices. Under the hypotheses of Theorem 6.1.1 for any choice of orientation, gauge ray direction, weight gauge and vertex gauge the value $\epsilon_{tot}(e_i, e_j)$ is the same for any give pair of edges at the same trivalent white vertex.

The proof follows from Proposition 5.2.7, Corollary 5.2.4, Theorem 5.4.1 and Theorem 6.1.1.

To complete the characterization of the positions of KP divisor points, we must include the Sato divisor. If the boundary of the face Ω_s contains portions of the boundary of the disk we need to add the contribution coming from the boundary (see Figure 29). In our counting

rule, the boundary of the disk is oriented clockwise. In our construction, all edges at boundary vertices are parallel and, using the properties of divisor numbers with respect to a change of gauge line direction without loss of generality we assume that the intersection index at each such edge is zero. Each portion of the boundary of the disk bounding the given face is marked by two consecutive boundary vertices b_j, b_{j+1} and we assign an index to each such pair. In the case of the vacuum divisor, $\epsilon_{cs}(b_j, b_{j+1}) = 0$ by definition and there is no divisor point on $\Gamma_0 \cap \Omega_s$. In the case of the dressed e.w., let $e(b_j), e(b_{j+1})$ respectively be the edges at b_j, b_{j+1} . Then $\Psi_{e(b_j)}(\vec{t}_0)\Psi_{e(b_{j+1})}(\vec{t}_0) < 0$ implies that there is an odd number of Sato divisor points in $\Gamma_0 \cap \Omega_s$, while $\Psi_{e(b_j)}(\vec{t}_0)\Psi_{e(b_{j+1})}(\vec{t}_0) > 0$ implies that there is an even number of Sato divisor points belonging to the interval $] \kappa_j, \kappa_{j+1}[$. We show below that the number of Sato divisor points at each finite edge b_j, b_{j+1} is, indeed, zero or one.

In the following Lemma we give relations among the indices inside a given oval which will be used to complete the proof of Theorem 3.2.1 in the general case.

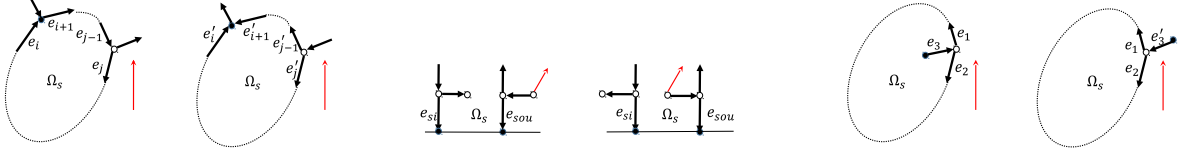
Lemma 6.1.3. *Let Ω_s , $s \in [0, g]$ denote the faces in \mathcal{N}' corresponding to ovals in Γ . Let $(V_l; f_l, g_l)$, $l \in [n_s]$, be the triples of (black or white) vertices V_l and pair of edges (f_l, g_l) at V_l bounding Ω_s , where n_s is the total number of pair of edges at internal vertices bounding Ω_s . Let $\mu_{s,sou}$, $\mu_{s,si}$ respectively be the number of univalent white vertices corresponding to Darboux internal sources and sinks and belonging to Ω_s , and let ρ_s be the total number of changes of signs of the wave function occurring at the edges of Ω_s ending at the boundary of the disk. Then*

(1) *For any $s \in [g]$ (finite oval)*

$$\begin{aligned}
 (6.6) \quad & \mu_{s,si} + \sum_{l=1}^{n_s} \epsilon_{wind}(f_l, g_l) + \sum_{\substack{l=1 \\ V_l \text{ white}}}^{n_s} \epsilon_{cd}(f_l, g_l) = 1 \pmod{2}, \\
 & \mu_{s,sou} + \sum_{l=1}^{n_s} \epsilon_{int}(f_l, g_l) = 0 \pmod{2}, \\
 & \rho_s + \sum_{l=1}^{n_s} \epsilon_{cs}(f_l, g_l) = 0 \pmod{2}.
 \end{aligned}$$

(2) *If $s = 0$ (infinite oval)*

$$\begin{aligned}
 (6.7) \quad & \mu_{0,si} + \sum_{l=1}^{n_0} \epsilon_{wind}(f_l, g_l) + \sum_{\substack{l=1 \\ V_l \text{ white}}}^{n_0} \epsilon_{cd}(f_l, g_l) = 0 \pmod{2}, \\
 & \mu_{0,sou} + k + \sum_{l=1}^{n_0} \epsilon_{int}(f_l, g_l) = 0 \pmod{2}, \\
 & \rho_0 + \sum_{l=1}^{n_0} \epsilon_{cs}(f_l, g_l) = 0 \pmod{2}.
 \end{aligned}$$

FIGURE 30. *The relation between winding and changes of direction.*

Proof. The only untrivial statement is the first one in both (6.6) and (6.7). We prove the statement by induction in the number of trivalent white vertices changing direction.

First of all let Ω_s be an internal face of the network \mathcal{N}' , i.e. a face whose boundary does not contain portions of the boundary of the disk. If there are no internal sources or sinks in Ω_s and no changes of directions at the vertices bounding Ω_s then the statement holds true since the total winding number of the face is an odd number

$$\sum_{l=1}^{n_s} \epsilon_{wind}(f_l, g_l) = 1 \pmod{2}.$$

Now suppose to insert a change of direction in Ω_s along the path $\pi = (e_i, e_{i+1}, \dots, e_{j-1}, e_j)$ changing all directions of the edges e_r , $r \in [i+1, j-1]$ (see Figure 30[left]). Then the winding of Ω_s will change by one:

$$\sum_{r=i}^{j-1} (\epsilon_{wind}(e_r, e_{r+1}) - \epsilon_{wind}(e'_r, e'_{r+1})) = 1 \pmod{2}.$$

If the face Ω_s intersects the boundary of the disk, then each boundary sink edge in Ω_s increases by one the counter of the trivalent white vertices changing of direction and keeps the winding of Ω_s invariant. If we move a boundary source edge from Ω_s to the other face, then the overall contribution from the edges at such vertex due to winding and changes of direction is the same at each face before and after such move (see Proposition 5.1.1, Definition 5.2.1 and Figure 30[middle]). Finally it is straightforward to check that internal black sources behave like boundary Darboux sources (see Figure 30[right]).

The proof in the case $s = 0$ (infinite oval) goes along the same lines with the only difference that in the simplest case where there are neither internal sources nor sinks in Ω_0 nor changes of directions at the internal vertices bounding Ω_0 then

$$\sum_{l=1}^{n_0} \epsilon_{wind}(f_l, g_l) = 0 \pmod{2}.$$

□

We are now ready to complete the proof of Theorem 3.2.1 using the Lemmas above.

Remark 6.1.2. Notations used in the next Theorem In the following Theorem $\mathcal{D} = \{\gamma_l, l \in [g + n - k]\}$ denotes either the vacuum network divisor $\mathcal{D}_{\text{vac}, \mathcal{N}', I}$ or the dressed network divisor $\mathcal{D}_{\text{dr}, \mathcal{N}'}$, where \mathcal{N}' is a given oriented network with $g + 1$ faces representing $[A]$.

$\Gamma = \Gamma(\mathcal{G})$ is the reducible rational curve for \mathcal{G} and $\Omega_s, s \in [0, g]$, denotes both the oval in Γ and its corresponding face in the network. As usual, Ω_0 is the infinite oval which contains the essential singularity.

For simplicity, we use the same symbol $\mathcal{D} \subset \Gamma$ to denote the set of divisor points $P_l \in \Gamma_l, l \in [g + n - k]$, such that $\zeta(P_l) = \gamma_l$, with ζ the coordinate on Γ_l associated to the given orientation of the network.

In every oval $\Omega_s, s \in [0, g]$, of Γ , ν_s denotes the number of divisor points of \mathcal{D} belonging to the oval:

$$\nu_s = \#(\mathcal{D} \cap \partial\Omega_s),$$

$\mu_s, \mu_{s, \text{sou}}$ and $\mu_{s, \text{si}}$ respectively denote the total number of Darboux univalent vertices, of Darboux source univalent vertices and of Darboux sink univalent vertices belonging to the face Ω_s .

To count the number of divisor points on $\Gamma_0 \cap \Omega_s$, where Γ_0 is the \mathbb{CP}^1 component corresponding to the boundary of the disk, we use the index $\rho_s, s \in [g]$. ρ_s is simply the total number of changes of signs of the e.w. on the edges at the boundary vertices belonging to the intersection of the face Ω_s with the boundary of the disk. We remark that, by construction, $\rho_s = 0$ for all $s \in [0, g]$, if \mathcal{D} is the vacuum network divisor.

Theorem 6.1.4. The number of divisor points in each oval (regularity property of the KP divisor in Theorem 3.2.1). Let $\mathcal{G}, \Gamma, \mathcal{D}, \nu_s, \mu_s, \mu_{s, \text{sou}}, \mu_{s, \text{si}}$ and $\rho_s, s \in [g]$ be as above. Then

$$(6.8) \quad \nu_s + \mu_s + \rho_s = \begin{cases} 1 \pmod{2} & \text{if } s \in [g], \\ k \pmod{2} & \text{if } s = 0. \end{cases}$$

Proof. The proof follows from Theorem 6.1.1 and Lemmas 6.0.1 and 6.1.3. For any fixed $s \in [g]$ let $(V_r^{(s)}; f_r^{(s)}, g_r^{(s)}), r \in [n_s]$, be the set of pair of edges $f_r^{(s)}, g_r^{(s)}$ at internal vertices $V_r^{(s)}$ bounding Ω_s , where $[n_s]$ is the total number of pair of edges bounding Ω_s . We remark that a given vertex V may appear twice if two pairs of edges at V belong to the boundary of Ω_s (see Figure 27).

By construction, a divisor point $P_l \in \mathcal{D}$ belongs to $\Gamma_l \cap \Omega_s$ if and only if Γ_l corresponds to a white trivalent vertex V_l carrying an odd index at the edges $(V_l^{(s)}, f_l^{(s)}, g_l^{(s)})$ bounding Ω_s (see

Theorem 6.1.1). Therefore the number ν_s of divisor points in $\mathcal{D} \cap \Omega_s$ satisfies

$$(6.9) \quad \nu_s = \sum_{\substack{r=1 \\ V_r \text{ tr.w.}}}^{n_s} \epsilon_{tot}(f_r, g_r) = \sum_{\substack{r=1 \\ V_r \text{ tr.w.}}}^{n_s} \epsilon_{cd}(f_r, g_r) + \sum_{\substack{r=1 \\ V_r \text{ tr.w.}}}^{n_s} \left(\epsilon_{cs}(f_r, g_r) + \epsilon_{wind}(f_r, g_r) + \epsilon_{int}(f_r, g_r) \right),$$

where the sums above run on all pair of edges at trivalent white vertices belonging to the boundary of Ω_s . Using (6.3) and (6.4), the second sum in the r.h.s. of (6.9) has the same parity if we substitute it with the total contribution to the winding, change of sign and intersection indices due to **all** pair of edges at internal vertices bounding Ω_s , that is

$$(6.10) \quad \sum_{\substack{r=1 \\ V_r \text{ tr.w.}}}^{n_s} (\epsilon_{cs}(f_r, g_r) + \epsilon_{wind}(f_r, g_r) + \epsilon_{int}(f_r, g_r)) = \sum_{r=1}^{n_s} (\epsilon_{cs}(f_r, g_r) + \epsilon_{wind}(f_r, g_r) + \epsilon_{int}(f_r, g_r)) \pmod{2}.$$

Therefore, inserting (6.6), (6.9) and (6.10) in the r.h.s. of (6.8), for any $s \in [g]$, we easily get

$$(6.11) \quad \begin{aligned} \nu_s + \mu_s + \rho_s &\equiv \sum_{\substack{r=1 \\ V_r \text{ tr.w.}}}^{n_s} \epsilon_{tot}(f_r, g_r) + \mu_s + \rho_s = \sum_{\substack{r=1 \\ V_r \text{ tr.w.}}}^{n_s} \epsilon_{cd}(f_r, g_r) + \\ &+ \sum_{r=1}^{n_s} (\epsilon_{cs}(f_r, g_r) + \epsilon_{wind}(f_r, g_r) + \epsilon_{int}(f_r, g_r)) + \mu_{s,so} + \mu_{s,si} + \rho_s = 1 \pmod{2}. \end{aligned}$$

The proof of (6.8) at the infinite oval follows using (6.7) instead of (6.6):

$$(6.12) \quad \begin{aligned} \nu_0 + \mu_0 + \rho_0 + k &= \sum_{l, V_l \text{ tr.w.}} \epsilon_{tot}(f_l, g_l) + \mu_0 + \rho_0 + k = \\ &= \sum_{l, V_l \text{ tr.w.}} \epsilon_{cd}(f_l, g_l) + \sum_{l, V_l \text{ tr.w.}} (\epsilon_{cs}(f_l, g_l) + \epsilon_{wind}(f_l, g_l) + \epsilon_{int}(f_l, g_l)) + \mu_0 + \rho_0 + k = \\ &= \sum_{l, V_l \text{ tr.w.}} \epsilon_{cd}(f_l, g_l) + \sum_{l=1}^{n_s} (\epsilon_{cs}(f_l, g_l) + \epsilon_{wind}(f_l, g_l) + \epsilon_{int}(f_l, g_l)) + \mu_0 + \rho_0 + k = 0 \pmod{2}. \end{aligned}$$

□

The vacuum divisor on Γ is obtained from the vacuum network divisor $\mathcal{D} \equiv \mathcal{D}_{\text{vac}, \mathcal{N}', I}$ by eliminating the Darboux sink divisor points P_{j_s} , $s \in [n-k]$: $\mathcal{D}_{\text{vac}, \Gamma} = \mathcal{D} \setminus \{P_{j_s}, s \in [n-k]\}$. In this case, we denote $\nu'_s = \nu_s - \mu_{s,si}$ the number of divisor points in $\mathcal{D}_{\text{vac}, \Gamma} \cap \Omega_s$ for $s \in [0, g]$, and (6.8) becomes

$$(6.13) \quad \nu'_s + \mu_{s,so} = \begin{cases} 1 \pmod{2} & \text{if } s \in [g], \\ k \pmod{2} & \text{if } s = 0, \end{cases}$$

since $\rho_s = 0$ for any $s \in [0, g]$. So we completed the proof of Theorem 3.2.3 for curves associated to general networks.

If $\mathcal{D} \equiv \mathcal{D}_{\text{dr}, \mathcal{N}}$ is the dressed network divisor, then $\mathcal{D}_{\text{KP}, \Gamma}$ is obtained from \mathcal{D} by eliminating the Darboux sink and source divisor points P_{j_s} , $s \in [n]$, and by adding the Sato divisor \mathcal{D}_S : $\mathcal{D}_{\text{KP}, \Gamma} = (\mathcal{D} \cup \mathcal{D}_S) \setminus \{P_{j_s}, s \in [n]\}$. In this case we denote $\nu_s'' = \nu_s - \mu_s$ the number of divisor points in $\mathcal{D}_{\text{KP}, \Gamma} \cap (\Omega_s \setminus \Gamma_0)$. Therefore, (6.8) becomes

$$(6.14) \quad \nu_s'' + \rho_s = \begin{cases} 1 \pmod{2}, & \text{if } s \in [g], \\ k \pmod{2}, & \text{if } s = 0. \end{cases}$$

Thus we have completed the proof of Theorem 3.2.1, since $\mathcal{D}_{\text{KP}, \Gamma}$ is an effective divisor of degree g , and each finite oval Ω_s , $s \in [g]$ contains an odd number of divisor points, then $\#(\Omega_s \cap \mathcal{D}_{\text{KP}, \Gamma}) = 1$, $s \in [g]$, and $\#(\Omega_0 \cap \mathcal{D}_{\text{KP}, \Gamma}) = 0$. As a corollary we see, that each Ω_s , $s \in [g]$ contains either 0 or 1 Sato divisor point, and either 0 or 1 non-Sato divisor point. We summarize this as:

Corollary 6.1.5. *Let Ω_s be a finite oval of $\Gamma(\mathcal{G})$, then*

- (1) Ω_s contains exactly one divisor point of $\mathcal{D}_{\text{KP}, \Gamma}$;
- (2) $\nu_s'' = 0$, $\rho_s = 1$ if and only if Ω_s contains one Sato divisor point;
- (3) $\nu_s'' = 1$, $\rho_s = 0$ if and only if Ω_s does not contain Sato divisor points.

7. SIGNATURES OF EDGES AND TOTAL NON-NEGATIVITY

In this Section, we provide an invariant formulation of the construction of both the KP wave function and the KP divisor using a space of relations at vertices analogous to the space of relations introduced in [46] (section 14) to provide a mathematical formulation of on shell diagrams [7, 8] (see also [9]). In [46] (section 14) it is defined a relation space on bicolored networks associating a formal variable $z_{(U,e)}$ to each half edge with the following properties:

- (1) If $w(u, v)$ is the weight of the oriented edge $e = (U, V)$, then $z_{(U,e)} = w(U, V)z_{(V,e)}$;
- (2) At each black vertex V is associated the equation $z_{(V,e)} = z_{(V,e')}$ for every pair of edges e, e' incident to V ;
- (3) If V is a white vertex, then $\sum_{e \text{ at } V} z_{(V,e)} = 0$.

Lam [46] observes that it is necessary to assign proper signatures to all edges in order that the system of relations has maximal rank and that the formal variables are associated to totally non-negative Grassmannians. In [46] the question of providing a simple rule to assign such signatures is left open.

In [4], we have provided an edge signature in the case \mathcal{N} is canonically oriented Le-network by explicitly assigning a + to all horizontal edges and to each vertical edge a signature equal to

one minus the number of boundary sources shadowed in the SE direction by the corresponding box in the Le-diagram.

In this paper we have introduced well defined signatures at vertices associated to the geometry of \mathcal{G} through the choice of perfect orientations and the use of gauge ray directions to measure winding and intersections indices at pairs of edges. Clearly, each such vertex signature induces a well defined edge signature at all internal edges e for instance w.r.t. a perfect orientation as we did in [4] on the Le-network; moreover the signature at boundary edges is uniquely defined in our geometric construction and respects the total non-negativity property. Below we propose an alternative description of such signatures and restate our main theorems in this framework.

In the following, let \mathcal{G} be a reduced PBDTP graph representing an irreducible positroid cell $\mathcal{S}_{\mathcal{M}}^{\text{TNN}} \in Gr^{\text{TNN}}(k, n)$ of dimension $|D|$. Let $[A] \in \mathcal{S}_{\mathcal{M}}^{\text{TNN}}$ and \mathcal{N} be the PBDTP network of graph \mathcal{G} representing $[A]$, uniquely defined up to the weight gauge. The reduced property of the graph ensures the absence of null edge vectors in our construction, moreover, the number of white trivalent vertices is $|D| - k$. All the results of this section may be extended also to unreduced graphs with the additional condition of absence of null vectors on one of the networks representing the given point $[A]$.

In Section 4 we have used winding at pair of edges and gauge ray directions to assign signatures to the linear relations at the internal vertices of directed PBDTP networks. We have also proven that the linear system at the vertices has maximal rank for any given perfect orientation \mathcal{O} and gauge ray direction \mathfrak{l} on \mathcal{N} (Theorem 4.4.2) and have provided its explicit solution in Theorem 4.3.1 adapting the approach in [65] to our setting. In particular, the action of the linear system on the boundary is the following:

- (1) If we fix the base I and as boundary conditions we assign the canonical vectors $E[j]$ to the boundary sinks b_j , $j \in \bar{I}$, then, for any perfect orientation $\mathcal{O} = \mathcal{O}(I)$ and gauge ray direction \mathfrak{l} , the edge vectors at the boundary sources b_{i_r} , $r \in [k]$, will be $A[r] - E[i_r]$, where $A[r]$ is the r -th row of the reduced row echelon representation of $[A]$ with respect to the base I ;
- (2) If we pass from the base I to the base J and from the boundary conditions $E[j]$ at the boundary sinks b_j , $j \in \bar{I}$ to the boundary conditions $E[l]$ at b_l , $l \in \bar{J}$, we have an explicit transformation of the edge vectors which will transform the vectors $A[r] - E[i_r]$ at the boundary sources $i_r \in I$, to the vectors $\hat{A}[s] - E[i_s]$ at the boundary sources $i_s \in J$.

Here $\hat{A}[s]$ is the s -th row of the reduced row echelon form matrix representing $[A]$ with respect to the base J .

Before continuing reviewing our construction, we remark that the alternative choice $-E[j]$ at a boundary sink vertex corresponds to the multiplication by (-1) of the corresponding column in the reduced row echelon matrix with respect to the base I . This change of sign preserves the Plücker relations, but not the total non-negativity property, i.e. the resulting point $[A]$ belongs to the stratum of $Gr(k, n)$ associated to the matroid \mathcal{M} if we choose the "wrong" signs.

In Section 5 we have applied the above construction to the soliton data $(\mathcal{K} = \{\kappa_1 < \dots < \kappa_n\}, [A])$: we have transformed the edge vector E_e into a dressed edge wave function $\Psi_e(\vec{t})$ and we have associated a real and regular KP divisor $\mathcal{D}_{\text{KP}, \Gamma}$ on Γ to the linear relations at white vertices on \mathcal{N} . In particular, we have shown that the divisor is invariant with respect to changes of both the orientation and the gauge ray direction. Finally in the previous Section we have combinatorially characterized the position of the divisor in the ovals of Γ and proven that there is exactly one divisor point in each oval except the one containing the essential singularity of the wave function on Γ . The position of the divisor in the oval is combinatorially detected by the condition $\epsilon_{\text{tot}}(e_i, e_{i+1}) = 1$ at pair of edges (e_i, e_{i+1}) at white vertices.

All of the above implies that there must exist an invariant formulation of the results obtained in this paper. In the following $z_{(V,e)}$ may be interpreted as an half-edge vector or an half-edge (vacuum or dressed) wave function; moreover we enumerate edges from 1 to m counterclockwise at any vertex V of valency 3, without reference to their orientation and we use cyclical order in summations. Then, we may re-express the linear relations both for the edge vectors (4.13)–(4.15) and the edge wave functions (5.9)–(5.11) as linear relations for half-edge vectors and half-edge dressed wave functions $z_{(U,e)}$ as follows.

Definition 7.0.1. Linear relations at vertices on PBDTP networks *Let \mathcal{G} be a reduced PBDTP graph representing a $|D|$ -dimensional irreducible positroid cell $\mathcal{S}_{\mathcal{M}}^{TNN} \subset Gr^{TNN}(k, n)$ and let \mathcal{N} be a network of graph \mathcal{G} with positive weights $w(U, V)$ at edges $e = (U, V)$ with U, V respectively the initial and final vertices of V (so that $w(V, U) = w(U, V)^{-1}$). Then we introduce the following system of relations:*

(1) *If $w(U, V)$ is the weight of the oriented edge $e = (U, V)$, then*

$$(7.1) \quad z_{(U,e)} = w(U, V) z_{(V,e)};$$

- (2) At each bivalent ($m = 2$) or black trivalent ($m = 3$) vertex V and for every pair of edges (e_i, e_{i+1}) incident to V

$$(7.2) \quad z_{(V, e_i)} = (-1)^{\epsilon_{cs}(e_i, e_{i+1})} z_{(V, e_{i+1})}, \quad i \in [m],$$

where the indices satisfy

$$(7.3) \quad \sum_{i=1}^m \epsilon_{cs}(e_i, e_{i+1}) = 0 \pmod{2}, \quad \epsilon_{cs}(e_i, e_{i+1}) \in \{0, 1\}, \quad i \in [m];$$

- (3) If V is a trivalent white vertex, then

$$(7.4) \quad (-1)^{\epsilon_{tot}(e_1, e_2) - \epsilon_{cs}(e_1, e_2)} z_{(V, e_3)} + c.p. = 0,$$

where e_m , $m \in [3]$, are the edges at V , and the indices satisfy (7.3) and

$$(7.5) \quad \sum_{i=1}^3 \epsilon_{tot}(e_i, e_{i+1}) = 1, \quad \epsilon_{tot}(e_i, e_{i+1}) \in \{0, 1\}, \quad \epsilon_{tot}(e_i, e_{i+1}) \epsilon_{tot}(e_{i+1}, e_{i+2}) = 0, \quad i \in [m].$$

The above definition implies that at each pair of edges at a given vertex we assign a \pm sign as follows.

Definition 7.0.2. Admissible vertex signatures for the linear relations on PBDTP networks Let \mathcal{G} , \mathcal{N} as in Definition 7.0.1. Then to any system of linear relations satisfying Definition 7.0.1 we assign a vertex signature at pairs of half edges as follows

- (1) At each bivalent ($m = 2$) or black trivalent ($m = 3$) vertex V and for every pair of edges (e_i, e_{i+1}) incident to V , we assign

$$\sigma_V(e_i, e_{i+1}) = \begin{cases} +, & \text{if } \epsilon_{cs}(e_i, e_{i+1}) = 0 \pmod{2}, \\ -, & \text{if } \epsilon_{cs}(e_i, e_{i+1}) = 1 \pmod{2}, \end{cases}$$

i.e. the admissible vertex signatures of pairs of half edges cyclically ordered at a trivalent black vertex are either $\sigma_V = (+, +, +)$ or $\sigma_V = (+, -, -)$ with respect to a convenient labeling of the edges at V ;

- (2) If V is a trivalent white vertex, then for every pair of edges (e_i, e_{i+1}) incident to V , we assign

$$\sigma_V(e_i, e_{i+1}) = \begin{cases} +, & \text{if } \epsilon_{tot}(e_i, e_{i+1}) - \epsilon_{cs}(e_i, e_{i+1}) = 0 \pmod{2}, \\ -, & \text{if } \epsilon_{tot}(e_i, e_{i+1}) - \epsilon_{cs}(e_i, e_{i+1}) = 1 \pmod{2}, \end{cases}$$

i.e. the admissible vertex signatures of pairs of half edges cyclically ordered at a trivalent white vertex are either $\sigma_V = (+, +, -)$ or $\sigma_V = (-, -, -)$ with respect to a convenient labeling of the edges at V .

Conditions (7.3) and (7.5) are modeled on Definition 6.0.1 and Lemma 6.0.1; therefore the linear relations satisfied by edge vectors and edge wave functions at vertices may be restated in the invariant form of Definition 7.0.1. In our construction of edge vectors, the linear system on $(\mathcal{N}, \mathcal{O}, \mathfrak{l})$ has maximal rank and induces a signature satisfying Definitions 7.0.1 and 7.0.2, where the signature at vertices depends on both the orientation and the gauge ray direction. The linear relations for the edge wave functions on $(\mathcal{N}, \mathcal{O}, \mathfrak{l})$ are formally obtained substituting the symbol E_e with the symbol $\Psi_e(\vec{t})$. If we fix the phases \mathcal{K} and the initial time \vec{t}_0 (here and in the following we assume that only a finite number of KP times are different from zero), we have a well defined way to compute both indices ϵ_{tot} and ϵ_{cs} on $(\mathcal{N}, \mathcal{O}, \mathfrak{l})$ and they satisfy the following compatibility conditions (7.6) at internal ovals.

Lemma 7.0.1. *Compatibility conditions on internal ovals for the indices ϵ_{tot} and ϵ_{cs} .* Let \mathcal{N} be a network as in the above Definition with perfect orientation \mathcal{O} and gauge ray direction \mathfrak{l} . Then the system of relations for the edge vectors (4.13)–(4.15) on $(\mathcal{N}, \mathcal{O}, \mathfrak{l})$ may be expressed as a system on half edge vectors fulfilling Definition 7.0.1 and it has maximal rank. Moreover, for any given internal oval Ω_s the indices ϵ_{tot} and ϵ_{cs} satisfy the following conditions:

$$(7.6) \quad \sum_{V \in \Omega_s} \epsilon_{cs}(e_V, f_V) = 0, \quad \sum_{V \in \Omega_s} \epsilon_{tot}(e_V, f_V) = 1, \quad (\text{mod } 2),$$

where e_V, f_V denote the pair of edges at vertex V bounding Ω_s .

The invariance of the KP divisor implies that $\epsilon_{tot}(e_i, e_{i+1})$ is the same on $(\mathcal{N}, \mathcal{K}, \vec{t}_0)$ independently of the perfect orientation \mathcal{O} and the gauge ray direction \mathfrak{l} .

Lemma 7.0.2. *Invariance of the ϵ_{tot} index at white vertices.* Let \mathcal{N} be a reduced network representing the point $[A]$ in the Grassmannian. For any fixed choice \mathcal{K} of ordered phases and initial time \vec{t}_0 the pair of edges e_i, e_{i+1} at a given white trivalent vertex V such that $\epsilon_{tot}(e_i, e_{i+1}) = 1$ is independent on both the orientation of the network and the gauge ray direction and the weight and vertex gauges.

Remark 7.0.1. *Open problems connected to vertex signatures* Let us fix the reduced PBDTP graph \mathcal{G} representing the $|D|$ -dimensional irreducible positroid cell $\mathcal{S}_{\mathcal{M}}^{TNN} \subset Gr^{TNN}(k, n)$. In our construction, the signatures at vertices are completely defined by the geometry of \mathcal{G} through the selection of perfect orientations, the choice of the gauge ray direction and a convenient choice



FIGURE 31. The geometric construction in Section 4 induces a well defined signature for pair of edges at internal vertices. The latter corresponds to relations (7.9) and (7.10) which link the geometrical picture on \mathcal{G} to the differential form associated to the soliton data $(\mathcal{K}, [A])$. For almost any fixed time \vec{t}_0 these relations are solvable and provide a unique real and regular KP divisor on Γ .

of the vertex gauge. Indeed, from Definition 6.0.1 and Lemma 6.0.1, for each pair of edges (e_i, e_{i+1}) at either a bivalent or a black trivalent vertex V

$$(7.7) \quad \sigma_V(e_i, e_{i+1}) = (-1)^{\epsilon_{wind}(e_i, e_{i+1}) + \epsilon_{int}(e_i, e_{i+1})},$$

whereas

$$(7.8) \quad \sigma_V(e_i, e_{i+1}) = (-1)^{\epsilon_{wind}(e_i, e_{i+1}) + \epsilon_{int}(e_i, e_{i+1}) + \epsilon_{cd}(e_i, e_{i+1})},$$

for each (e_i, e_{i+1}) at a white trivalent vertex. We call a signature as in (7.7) and (7.8) on $(\mathcal{N}, \mathcal{O}, \mathfrak{l})$ totally non-negative since the signature of edges at the boundary is uniquely defined by the geometry (see Section 4). We conjecture that this geometric formulation encodes all full rank sets of linear relations at vertices on \mathcal{G} for $\mathcal{S}_{\mathcal{M}}^{TNN}$. If this conjecture is true, then our construction of edge vectors using gauge ray directions exhausts all signatures at vertices associated to the non-negativity property of maximal minors.

In Definition 7.0.1 the indices ϵ_{cs} and ϵ_{tot} play the role of formal discrete differential forms. The signatures at pair of edges rule the transformation from the geometric setting encoded by ϵ_{wind} , ϵ_{int} and ϵ_{cd} to the differential form setting encoded by ϵ_{cd} and ϵ_{tot} . Indeed, for each pair of edges (e_i, e_{i+1}) at either a bivalent or a black trivalent vertex V

$$(7.9) \quad \epsilon_{cs}(e_i, e_{i+1}) = \epsilon_{wind}(e_i, e_{i+1}) + \epsilon_{int}(e_i, e_{i+1}) \pmod{2},$$

whereas for each (e_i, e_{i+1}) at a white trivalent vertex

$$(7.10) \quad \epsilon_{tot}(e_i, e_{i+1}) + \epsilon_{cs}(e_i, e_{i+1}) = \epsilon_{wind}(e_i, e_{i+1}) + \epsilon_{int}(e_i, e_{i+1}) + \epsilon_{cd}(e_i, e_{i+1}) \pmod{2}.$$

The right hand side in (7.9) and (7.10) encodes the possible values of the signatures associated to a given graph depending on its orientation and the choice of gauge ray direction. The construction of the previous sections shows that for any soliton data $(\mathcal{K}, [A])$, $[A] \in \mathcal{S}_{\mathcal{M}}^{TNN}$, and for

almost every fixed normalizing time \vec{t}_0 there exists a unique solution to the system (7.9), (7.10) satisfying Definition 7.0.1 and (7.6). Such solution explicitly gives the real and regular divisor configuration associated to the soliton data $(\mathcal{K}, [A])$ at \vec{t}_0 .

Therefore a natural question is which real and regular divisor configurations satisfying Definition 7.0.1 and (7.6) are possible for a given network as we vary either \mathcal{K} or \vec{t}_0 . In particular, for given soliton data $(\mathcal{K}, [A])$, the dependence of ϵ_{tot} on \vec{t}_0 rules the dynamics of the zero divisor associated to the KP wave function $\hat{\psi}(P, \vec{t})$ on $\Gamma \setminus \{P_0\}$ and it is naturally connected to the problem of classifying realizable asymptotic soliton graphs in [38] since the signatures rule also the admissible asymptotic positions of the KP zero divisor. Next Lemma gives some natural constraints.

One can also start from a formal assignment of indices ϵ_{tot} and ϵ_{cs} on \mathcal{G} satisfying Definition 7.0.1 and (7.6) and check whether they correspond to a KP divisor for some soliton data $(\mathcal{K}, [A])$ and \vec{t}_0 . Next Lemma gives the constraints for the positions of the Sato divisor at time \vec{t}_0 and of the essential singularity of the wave function in the ovals. If one were able to solve (7.9) and (7.10), i.e. construct a perfect orientation $\mathcal{O} = \mathcal{O}(I)$ and a gauge ray direction \mathfrak{l} , then Theorem 4.3.1 would allow to construct the wave function for any given soliton data $(\mathcal{K}, [A])$ and to check whether the position of the divisor in the ovals corresponds to ϵ_{tot} for some \vec{t}_0 .

Lemma 7.0.3. Dependence of the vertex signature on \vec{t}_0 . *To the soliton data $(\mathcal{K}, [A])$ and the fixed network \mathcal{N} of graph \mathcal{G} representing $[A]$ as above, we associate a finite number of admissible vertex signatures satisfying both Lemmas 7.0.1 and 7.0.2 as \vec{t}_0 varies. All these vertex signatures share the following properties:*

- (1) *Exactly $k+1$ of the faces intersecting the boundary of the disk have the following property: all pairs of edges (e_j, e_{j+1}) at white vertices contained in the boundary of such faces satisfy $\epsilon_{tot}(e_j, e_{j+1}) = 0$. Moreover one of these faces has this property for all \vec{t}_0 (infinite oval);*
- (2) *The remaining $|D| - k$ faces f possess exactly one pair of edges at a white vertex V in ∂f of total index 1.*

Such signatures rule the possible positions of the KP zero divisor in the ovals of the corresponding curve Γ as \vec{t}_0 varies.

Finally, let us summarize the main constructions and restate the main Theorems in the framework of the half-edge dressed wave function. In the setting of Definition 7.0.1, we have shown that for any $I \in \mathcal{M}$, any orientation $\mathcal{O} = \mathcal{O}(I)$ and any gauge ray direction \mathfrak{l} , the linear

system at the vertices has a unique solution, and moreover, given the boundary conditions

$$(7.11) \quad z_{(b_j, e)} \equiv z_{(b_j, e)}(\vec{t}) = \mathfrak{D}^{(k)} \phi^{(0)}(\kappa_j; \vec{t}), \quad j \in \bar{I},$$

where $\mathfrak{D}^{(k)} \phi^{(0)}(\zeta; \vec{t})$ is the Sato wave function defined in (2.5), the solution also satisfies

$$z_{(b_i, e)} \equiv z_{(b_i, e)}(\vec{t}) = \mathfrak{D}^{(k)} \phi^{(0)}(\kappa_i; \vec{t}), \quad i \in I,$$

where we adopt the convention that $z_{(b_i, e)} = -z_{(V_i, e)}$ at boundary sources, since $z_{(V_i, e)} = -\mathfrak{D}^{(k)} \phi^{(0)}(\kappa_i; \vec{t})$ by Corollary 4.3.2. Therefore $z_{(V, e)}$ is the value of the non-normalized dressed wave function at each half-edge in the network for the soliton data $(\mathcal{K}, [A])$.

By construction (see Section 5.2) there always exists \vec{t}_0 such that $z_{(V, e)}(\vec{t}_0) \neq 0$ for all pair of half edges (U, e) in \mathcal{N} . This is a consequence of the fact that we work with reduced networks which admit an acyclic orientation and therefore do not possess null edge vectors. Therefore, the normalized KP wave function

$$\hat{z}_{(V, e)}(\vec{t}) = \frac{z_{(V, e)}(\vec{t})}{z_{(V, e)}(\vec{t}_0)},$$

takes the same value at each double point on the curve Γ for all times, i.e.

$$\hat{z}_{(V, e)}(\vec{t}) = \hat{z}_{(U, e)}(\vec{t}), \quad \forall e = (U, V).$$

Finally we may reconstruct the real regular divisor for the soliton data $(\mathcal{K}, [A])$ on the reducible curve Γ using the half-edge wave function.

Let $\mathcal{D}_{S, \Gamma_0} = \mathcal{D}_{S, \Gamma_0}(\vec{t}_0)$ be the Sato divisor for the soliton data $(\mathcal{K}, [A])$ as in Definition 2.0.5. For any trivalent white vertex V let us define a real number γ_V by

$$\gamma_V = \frac{(-1)^{\epsilon_{tot}(e_2, e_3) - \epsilon_{cs}(e_2, e_3)} z_{(V, e_1)}}{(-1)^{\epsilon_{tot}(e_1, e_2) - \epsilon_{cs}(e_1, e_2)} z_{(V, e_3)}},$$

where edges are labeled anticlockwise. Let $\Gamma_V \subset \Gamma$ be the component corresponding to V , and $P_V^{(m)}$, $m \in [3]$ be three points in Γ_V corresponding to the edges e_m at V , and ζ be the coordinate on Γ_V such that

$$\zeta(P_V^{(1)}) = 0, \quad \zeta(P_V^{(2)}) = 1, \quad \zeta(P_V^{(3)}) = \infty,$$

and let $P_V \in \Gamma_V$ be such that γ_V is its ζ -coordinate,

$$\gamma_V = \zeta(P_V).$$

Then

$$\mathcal{D}_{\text{KP}, \Gamma} = \mathcal{D}_{S, \Gamma_0} \cup \{P_V : V \text{ trivalent white vertex in } \mathcal{G}\}$$

is the real and regular KP divisor of degree $d = \dim(\mathcal{S}_{\mathcal{M}}^{\text{TNN}})$, associated to the soliton data $(\mathcal{K}, [A])$ on Γ .

Therefore, Theorems 4.4.2, 6.1.1 and 6.1.4 and Corollaries 6.1.2 and 6.1.5 can be restated as follows:

Theorem 7.0.4. *Signatures generating totally non-negative positroid cells and real regular KP divisors.* *Let \mathcal{G} be a reduced PBDTP graph representing an irreducible positroid cell $\mathcal{S}_{\mathcal{M}}^{\text{TNN}} \in \text{Gr}^{\text{TNN}}(k, n)$. Let \mathcal{N} be a network of graph \mathcal{G} . Then:*

- (1) *Any choice of orientation and gauge ray direction $(\mathcal{O}, \mathfrak{l})$ on \mathcal{N} induces a vertex system of relations of maximal rank associated to the same point $[A] \in \mathcal{S}_{\mathcal{M}}^{\text{TNN}}$ which fulfils Definitions 7.0.1 and 7.0.2, and Lemmas 7.0.1 and 7.0.2;*
- (2) *Let $z_{(V,e)}$ be the half-edge dressed wave function for the soliton data $(\mathcal{K}, [A])$. Then the system of relations at vertices induces a divisor point P_V on each component Γ_V corresponding to a trivalent white vertex V such that P_V belongs to the oval Ω_s , $s \in \dim(\mathcal{S}_{\mathcal{M}}^{\text{TNN}})$, of Γ corresponding to the face f_s in \mathcal{N} bounded by the pair of edges of index $\epsilon_{\text{tot}} = 1$. Finally, each (finite) oval contains exactly one divisor point, $\#(\Omega_s \cap \mathcal{D}_{\text{KP}, \Gamma}) = 1$, $s \in \dim(\mathcal{S}_{\mathcal{M}}^{\text{TNN}})$, whereas the remaining (infinite) oval contains the essential singularity of the KP wave function.*

8. EFFECT OF MOVES AND REDUCTIONS ON CURVES, EDGE VECTORS AND DIVISORS

In [57] it is introduced a set of local transformations - moves and reductions - on planar bicolored networks in the disk which leave invariant the boundary measurement map. Therefore two networks in the disk connected by a sequence of such moves and reductions represent the same point in $\text{Gr}^{\text{TNN}}(k, n)$. There are three moves:

- (M1) The square move (see Figure 32);
- (M2) The unicolored edge contraction/uncontraction (see Figure 33);
- (M3) The middle vertex insertion/removal (see Figure 36);

and three reductions:

- (R1) The parallel edge reduction (see Figure 37);
- (R2) The dipole reduction (see Figure 38[left]);
- (R3) The leaf reduction (see Figure 38[right]).

In our construction each such transformation induces a well defined change in both the curve, the system of edge vectors and the (vacuum or dressed) divisor which we describe below.

In the following, we restrict ourselves to PBDTP networks and, without loss of generality, we fix both the orientation and the gauge ray direction. Indeed changes of orientation or of gauge direction produce effects on both the system of vectors, the edge wave functions and the vacuum and dressed divisors which are completely under control in view of the results of Section 4.

We label with the same indices vertices, edges, faces in the network corresponding to components, double points, ovals in the curve. We denote $(\mathcal{N}, \mathcal{O}, \mathfrak{l})$ the initial oriented network and $(\tilde{\mathcal{N}}, \tilde{\mathcal{O}}, \mathfrak{l})$ the oriented network obtained from it by applying one move (M1)–(M3) or one reduction (R1)–(R3). We assume that the orientation $\tilde{\mathcal{O}}$ coincides with \mathcal{O} at all edges except at those involved in the move or reduction where we use Postnikov rules to assign the orientation. We denote with the same symbol and a tilde any quantity referring to the transformed network or the transformed curve. For instance, $g, \Omega_s, s \in [0, g]$ and $\tilde{g}, \tilde{\Omega}_s, s \in [0, \tilde{g}]$ respectively denote the genus and the ovals in the initial and transformed curves. To simplify notations, we use the same symbol γ_l , respectively $\tilde{\gamma}_l$ for the divisor number and the divisor point before and after the transformation.

8.1. (M1) The square move. If a network has a square formed by four trivalent vertices whose colors alternate as one goes around the square, then one can switch the colors of these four vertices and transform the weights of adjacent faces as shown in Figure 32[left].

The relation between the face weights before and after the square move is [57]

$$\tilde{f}_5 = (f_5)^{-1}, \quad \tilde{f}_1 = \frac{f_1}{1 + 1/f_5}, \quad \tilde{f}_2 = f_2(1 + f_5), \quad \tilde{f}_3 = f_3(1 + f_5), \quad \tilde{f}_4 = \frac{f_4}{1 + 1/f_5},$$

so that the relation between the edge weights with the orientation in Figure 32 is

$$(8.1) \quad \tilde{\alpha}_1 = \frac{\alpha_3 \alpha_4}{\tilde{\alpha}_2}, \quad \tilde{\alpha}_2 = \alpha_2 + \alpha_1 \alpha_3 \alpha_4, \quad \tilde{\alpha}_3 = \frac{\alpha_2 \alpha_3}{\tilde{\alpha}_2}, \quad \tilde{\alpha}_4 = \frac{\alpha_1 \alpha_3}{\tilde{\alpha}_2}.$$

The system of equations on the edges outside the square is the same before and after the move and also the boundary conditions remain unchanged. The uniqueness of the solution implies that all vectors outside the square including E_1, E_2, E_3, E_4 remain the same. In the following Lemma, e_j, h_k respectively are the edges carrying the vectors E_j, F_k in the initial configuration. For instance, $\mathfrak{i}(h_1)$ is the number of intersections of gauge rays with the edge carrying the vector F_1 in the initial configuration, whereas $\mathfrak{w}(-h_1, h_2)$ is the winding number of the pair of edges carrying the vectors \tilde{F}_1, \tilde{F}_2 after the move because the edge h_1 has changed of versus.

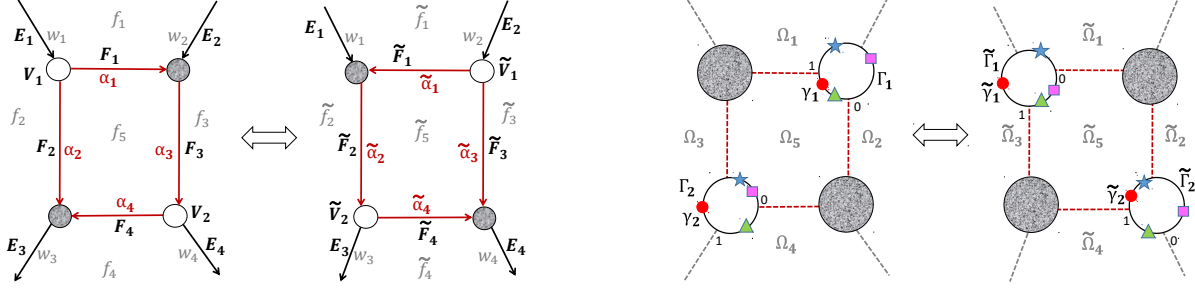


FIGURE 32. The effect of the square move [left] on the possible configurations of vacuum or dressed divisor points [right].

TABLE 2. The effect of the square move on the dressed (vacuum) divisor

Position of poles in $\Gamma^{(1)}$	Position of poles in $\Gamma^{(2)}$	Symbol for divisor point	Range of parameter
$\gamma_1 \in \Omega_5, \gamma_2 \in \Omega_4$	$\tilde{\gamma}_1 \in \tilde{\Omega}_5, \tilde{\gamma}_2 \in \tilde{\Omega}_4$	\triangle	$\psi_0 > 0$
$\gamma_1 \in \Omega_5, \gamma_2 \in \Omega_2$	$\tilde{\gamma}_1 \in \tilde{\Omega}_2, \tilde{\gamma}_2 \in \tilde{\Omega}_5$	\bigcirc	$-\alpha_4 < \psi_0 < 0$
$\gamma_1 \in \Omega_1, \gamma_2 \in \Omega_5$	$\tilde{\gamma}_1 \in \tilde{\Omega}_1, \tilde{\gamma}_2 \in \tilde{\Omega}_5$	\star	$-(\tilde{\alpha}_4)^{-1} < \psi_0 < -\alpha_4$
$\gamma_1 \in \Omega_3, \gamma_2 \in \Omega_5$	$\tilde{\gamma}_1 \in \tilde{\Omega}_5, \tilde{\gamma}_2 \in \tilde{\Omega}_3$	\square	$\psi_0 < -(\tilde{\alpha}_4)^{-1}$

Lemma 8.1.1. *The effect of the square move on the edge vectors* The relations between the system of vectors F_j, \tilde{F}_j and $E_j, j \in [4]$, for the orientation in Figure 32 are

$$(8.2) \quad \begin{aligned} F_1 &= (-1)^{i(h_1)+w(h_1,h_3)} \alpha_1 F_3, & F_2 &= (-1)^{i(h_2)+w(h_2,e_3)} \alpha_2 E_3, & F_4 &= (-1)^{i(h_4)+w(h_4,e_3)} \alpha_4 E_3, \\ F_3 &= (-1)^{i(h_3)} \alpha_3 \left((-1)^{i(h_4)+w(h_3,h_4)+w(h_4,e_3)} \alpha_4 E_3 + (-1)^{w(h_3,e_4)} E_4 \right), \end{aligned}$$

$$(8.3) \quad \begin{aligned} \tilde{F}_1 &= (-1)^{i(h_1)+w(-h_1,h_2)} \tilde{F}_2, & \tilde{F}_3 &= (-1)^{i(h_3)+w(h_3,e_4)} \tilde{\alpha}_3 E_4, & \tilde{F}_4 &= (-1)^{i(h_4)+w(-h_4,e_4)} \tilde{\alpha}_4 E_4, \\ \tilde{F}_2 &= (-1)^{i(h_2)} \tilde{\alpha}_2 \left((-1)^{w(h_2,e_3)} E_3 + (-1)^{i(h_4)+w(h_2,-h_4)+w(-h_4,e_4)} \tilde{\alpha}_4 E_4 \right), \end{aligned}$$

where we have used the abridged notations $i(e) = \text{int}(e)$, $w(e, h) = \text{wind}(e, h)$.

The proof is straightforward and is omitted.

Using Lemma 8.1.1, $\alpha_2 < \tilde{\alpha}_2$, $\alpha_4 < (\tilde{\alpha}_4)^{-1}$ and

$$\text{wind}(e_1, h_1) + \text{wind}(h_1, h_3) + \text{wind}(h_3, e_4) = \text{wind}(e_1, h_2) + \text{wind}(h_2, -h_4) + \text{wind}(-h_4, e_4) \pmod{2},$$

$$\text{wind}(e_1, h_1) + \text{wind}(h_1, h_3) + \text{wind}(h_3, h_4) + \text{wind}(h_4, e_3) = \text{wind}(e_1, h_2) + \text{wind}(h_2, e_3) \pmod{2},$$

$$\sum_{i=1}^4 \text{int}(h_i) = 0 \pmod{2},$$

it is easy to verify the following relation between the (vacuum or dressed) divisor points before and after the square move in the local coordinates induced by the chosen orientation (see Figure 32).

Corollary 8.1.2. *The effect of the square move on the position of the divisor* Let the local coordinates on $\Gamma_i, \tilde{\Gamma}_i, i = 1, 2$, be as in Figure 32 and let

$$\psi_0 = (-1)^{\text{int}(h_4) + \text{wind}(h_3, e_4) - \text{wind}(h_3, h_4) - \text{wind}(h_4, e_3)} \frac{\Psi_{e_4}(\vec{t}_0)}{\Psi_{e_3}(\vec{t}_0)},$$

where $\Psi_{e_j}(\vec{t}_0)$ is the value of the dressed (vacuum) edge wave function at the edges $e_j, j = 3, 4$.

Then

$$\gamma_1 = \frac{\alpha_2 \tilde{\alpha}_2^{-1}}{1 + \tilde{\alpha}_4 \psi_0}, \quad \gamma_2 = \frac{\alpha_4}{\alpha_4 + \psi_0}, \quad \tilde{\gamma}_1 = \frac{\alpha_4(1 + \tilde{\alpha}_4 \psi_0)}{\alpha_4 + \psi_0}, \quad \tilde{\gamma}_2 = \frac{1}{1 + \tilde{\alpha}_4 \psi_0},$$

and the position of the divisor points in the ovals depends on ψ_0 as shown in Table 2. In particular, there is exactly one (vacuum or dressed) divisor point in $(\Gamma_1 \cup \Gamma_2) \cap \Omega_5, (\tilde{\Gamma}_1 \cup \tilde{\Gamma}_2) \cap \tilde{\Omega}_5$.

The square move leaves the number of ovals invariant, eliminates the divisor points γ_1, γ_2 and creates the divisor points $\tilde{\gamma}_1, \tilde{\gamma}_2$. We summarize such properties in the following Lemma.

Lemma 8.1.3. *The effect of the square move (M1) on the curve and the divisor* Let $\tilde{\mathcal{N}}$ be obtained from \mathcal{N} via move (M1). Let $\mathcal{D} = \mathcal{D}(\mathcal{N}), \tilde{\mathcal{D}} = \mathcal{D}(\tilde{\mathcal{N}})$ respectively be the dressed (vacuum) network divisor before and after the square move. Then

- (1) $\tilde{g} = g$, and the number of ovals is invariant;
- (2) The number of dressed (vacuum) divisor points is invariant in every oval: $\tilde{\nu}_l = \nu_l, l \in [0, g]$;
- (3) $\tilde{\mathcal{D}} = (\mathcal{D} \setminus \{\gamma_1, \gamma_2\}) \cup \{\tilde{\gamma}_1, \tilde{\gamma}_2\}$, where γ_l (respectively $\tilde{\gamma}_l$), $l = 1, 2$, is the divisor point on Γ_l (respectively $\tilde{\Gamma}_l$), the component of \mathbb{CP}^1 associated to the white vertex V_l (respectively \tilde{V}_l) involved in the square move transforming \mathcal{N} into $\tilde{\mathcal{N}}$;
- (4) Either $\gamma_l, \tilde{\gamma}_l, l = 1, 2$, are all untrivial divisor points or all trivial divisor points.

The proof is straightforward and is omitted.

8.2. (M2) The unicolored edge contraction/uncontraction. The unicolored edge contraction/uncontraction consists in the elimination/addition of an internal vertex of equal color and of an unit edge, and it leaves invariant the face weights and the boundary measurement map. In Figure 33 we show an example of possible configurations equivalent w.r.t to such move. Since we work with trivalent graphs, there are two cases of interest to us: the insertion/removal of a Darboux vertex next to a boundary vertex (see Figure 18) and the flip move (see Figure 34).

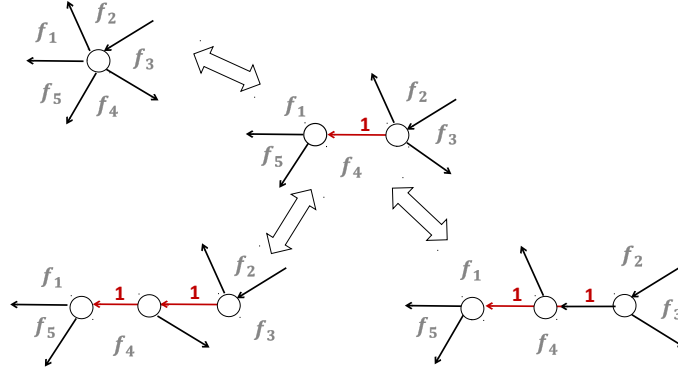


FIGURE 33. The unicolored edge contraction/uncontraction

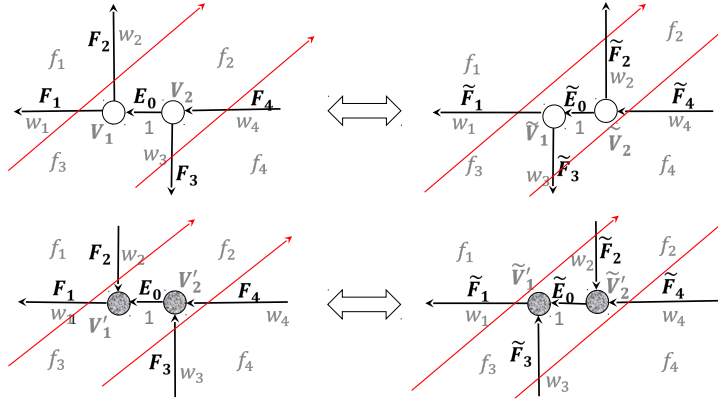


FIGURE 34. The insertion/removal of an unicolored internal vertex is equivalent to a flip move of the unicolored vertices.

The insertion/removal of a Darboux vertex leaves invariant the system of vectors except for the edges $e_l = [b_l, V_l]$, $e_l^{(D)} = [V_l, V_l^{(D)}]$. Its effect is just local and has been explained in Section 5.1 where we have used it to modify the PBDTP network \mathcal{N} .

The contraction/uncontraction of an unicolored internal edge combined with the trivalency condition is equivalent to a flip of the unicolored vertices involved in the move. It is possible to express such transformation as a combination of elementary flip moves each involving a pair of unicolored vertices (see Figure 34 for an example). In a flip move of a pair of unicolored vertices, we assume that the edge e_0 connecting this pair of vertices has unit weight and sufficiently small length before and after the move so that no gauge ray crosses e_0 , all other edges at this pair of vertices do not change the ending point and their winding and intersection numbers. As a

consequence, we have here additivity of winding numbers, which is generically not true:

$$\text{wind}(e_i, e_0) + \text{wind}(e_0, e_j) = \text{wind}(e_i, e_j),$$

with e_i – any incoming vector, e_j – any outgoing vector.

The flip move acts untrivially on the edge vector on e_0 and as a change of sign at the edges e_i , $i \in 4$. As before, we use the tilde symbol for all quantities after the flip move.

Lemma 8.2.1. *Let the flip move act on a pair of trivalent equi-colored vertices and mark the edges e_i , \tilde{e}_i , respectively before and after the move as in Figure 34[left]. Then $\tilde{F}_i = F_i$ after the flip move and*

$$(8.4) \quad \tilde{E}_0 = E_0,$$

if the vertices are black.

The flip move at black vertices leaves the divisor invariant. The flip move at white vertices may transform trivial divisor points into untrivial divisor points and divisor points may move from one oval to another respecting the parity conditions settled in Theorems 3.2.1 and 3.2.3. In the following lemma we label Ω_l , $l \in [4]$, the ovals involved in the flip move as in Figure 35.

Lemma 8.2.2. *The effect of the flip move (M2) at a pair of white vertices on the divisor Let $\tilde{\mathcal{N}}$ be obtained from \mathcal{N} via a flip move move (M2) at a pair of trivalent white vertices. Let $\mathcal{D} = \mathcal{D}(\mathcal{N})$, $\tilde{\mathcal{D}} = \mathcal{D}(\tilde{\mathcal{N}})$, respectively be the dressed (vacuum) network divisor before and after such move. Then*

- (1) $\tilde{g} = g$ and the number of ovals is invariant;
- (2) *The number of divisor points is invariant in every oval except possibly at the ovals involved in the move. In the ovals Ω_l , $l \in [4]$ the parity of the number of divisor points before and after the move is invariant: $\tilde{\nu}_l - \nu_l = 0 \pmod{2}$, $l \in [4]$;*
- (3) $\tilde{\mathcal{D}} = (\mathcal{D} \setminus \{\gamma_1, \gamma_2\}) \cup \{\tilde{\gamma}_1, \tilde{\gamma}_2\}$, where we use the same notations as in Figure 35.

The proof is omitted. In Figure 35 we show the position of the divisor points before and after the flip move [top-left], in function of the relative signs of the value of the (vacuum or dressed) wave function at the double points of Γ . Faces f_l correspond to ovals Ω_l , the orientation of the edges in the graph at each vertex induces the local coordinates at each copy of \mathbb{CP}^1 in Γ .

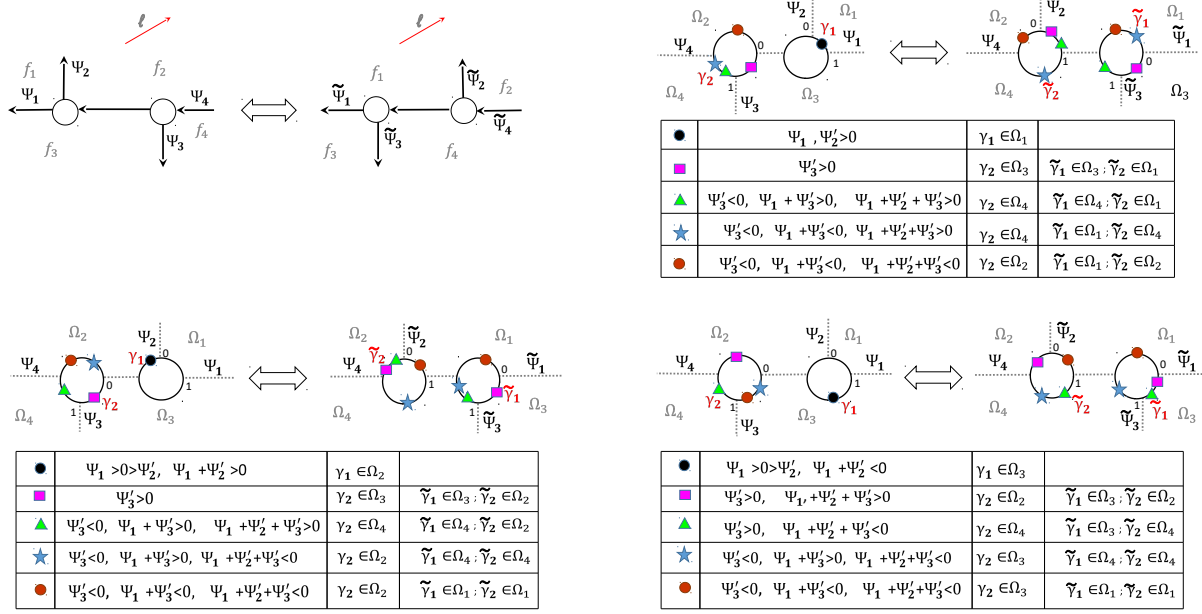


FIGURE 35. The effect of the flip move [top-left] on the possible configurations of (vacuum or dressed) divisor points [top-right],[bottom-left],[bottom-right].

Corollary 8.2.3. The effect of the flip move on the divisor Let the local coordinates on $\Gamma_i, \tilde{\Gamma}_i, i = 1, 2$, be as in Figure 35 and let $\Psi_1 = \Psi_1(\vec{t}_0)$,

$$\Psi'_2 = (-1)^{\text{wind}(e_4, e_2) - \text{wind}(e_4, e_1)} \Psi_2(\vec{t}_0), \quad \Psi'_3 = (-1)^{\text{wind}(e_4, e_3) - \text{wind}(e_4, e_1)} \Psi_3(\vec{t}_0),$$

where $\Psi_j(\vec{t}_0)$ is the value of the dressed (vacuum) edge wave function at the edges $e_j, j \in [3]$, in the initial configuration. Then

$$\gamma_1 = \frac{\Psi'_2}{\Psi_1 + \Psi'_2}, \quad \gamma_2 = \frac{\Psi_1 + \Psi'_2}{\Psi_1 + \Psi'_2 + \Psi'_3}, \quad \tilde{\gamma}_1 = \frac{\Psi_1}{\Psi_1 + \Psi'_3}, \quad \tilde{\gamma}_2 = \frac{\Psi'_2}{\Psi_1 + \Psi'_2 + \Psi'_3},$$

and the position of the divisor points in the ovals is shown in Figure 35.

The proof is straightforward using the definition of divisor coordinates. We remark that, for the dressed divisor, not all combinations of signs are realizable at the finite ovals not containing Darboux sources or sinks. For instance in Figure 35[bottom, left] one such forbidden combination is the star-shaped divisor which corresponds to the following choice of sign of the edge wave function $\Psi'_2(\vec{t}_0), \Psi'_3(\vec{t}_0) < 0 < \Psi_1(\vec{t}_0), \Psi_1(\vec{t}_0) + \Psi'_2(\vec{t}_0) < 0 < \Psi_1(\vec{t}_0) + \Psi'_3(\vec{t}_0)$, and to divisor configurations $\gamma_1, \gamma_2 \in \Omega_2$ and $\tilde{\gamma}_1, \tilde{\gamma}_2 \in \Omega_4$, respectively before and after the flip move.

Finally, if $F_3 = c_{13}F_1$ for some $c_{13} \neq 0$, whereas F_2, F_1 are linearly independent, then also $\Psi'_3(\vec{t}) = \pm c_{13}\Psi_1(\vec{t})$, for all \vec{t} . In such case $\gamma_l, l = 1, 2$, and $\tilde{\gamma}_2$ are untrivial divisor points, whereas

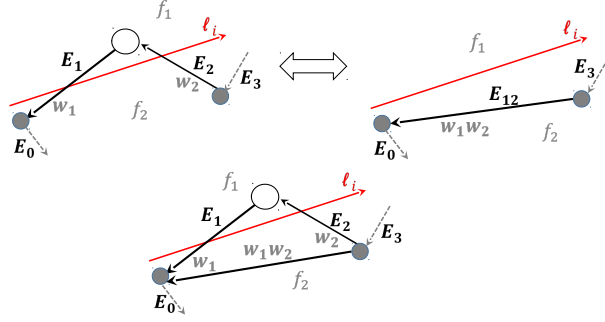


FIGURE 36. The middle edge insertion/removal.

$\tilde{\gamma}_1$ is a trivial divisor point, i.e. the normalized wave function is constant on the corresponding copy of \mathbb{CP}^1 .

8.3. (M3) The middle edge insertion/removal. The middle edge insertion/removal concerns bivalent vertices (see Figure 36) without changing the face configuration. i.e. the triangle formed by the edges e_1 , e_2 , e_{12} does not contain other edges of the network. Then the relation between the vectors E_2 and E_{12} is simply,

$$E_{12} = (-1)^{\text{wind}(e_3, e_2) - \text{wind}(e_3, e_{12})} E_2,$$

since

$$\text{int}(e_1) + \text{int}(e_2) = \text{int}(e_{12}), \quad (\text{mod } 2),$$

$$\text{wind}(e_3, e_2) + \text{wind}(e_2, e_1) + \text{wind}(e_1, e_0) = \text{wind}(e_3, e_{12}) + \text{wind}(e_{12}, e_0), \quad (\text{mod } 2).$$

This move does not change neither the number of ovals nor the divisor configuration.

8.4. (R1) The parallel edge reduction. The parallel edge reduction consists of the removal of two trivalent vertices of different color connected by a pair of parallel edges (see Figure 37[top]). If the parallel edge separates two distinct faces, the relation of the face weights before and after the reduction is [57]

$$\tilde{f}_1 = \frac{f_1}{1 + (f_0)^{-1}}, \quad \tilde{f}_2 = f_2(1 + f_0),$$

otherwise $\tilde{f}_1 = \tilde{f}_2 = f_1 f_0$. In both case, for the choice of orientation in Figure 37, the relations between the edge weights and the edge vectors respectively are

$$\tilde{w}_1 = w_1(w_2 + w_3)w_4,$$

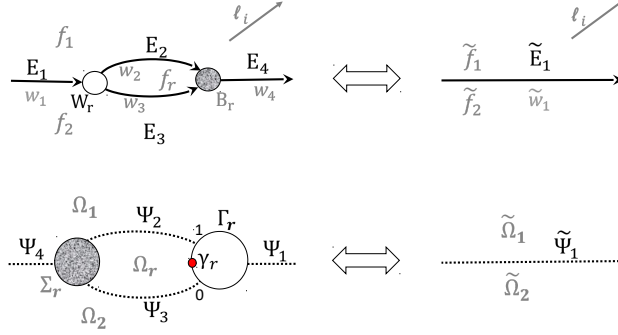


FIGURE 37. The parallel edge reduction [top] eliminates an oval, diminishes by one the genus and eliminates a divisor point γ_r [bottom].

$$(8.5) \quad \begin{aligned} \tilde{E}_1 &= E_1 = (-1)^{\text{int}(e_1) + \text{int}(e_2)} w_1 (w_2 + w_3) E_4, \\ E_2 &= (-1)^{\text{int}(e_2)} w_2 E_4, \quad E_3 = (-1)^{\text{int}(e_2)} w_3 E_4, \end{aligned}$$

since $\text{wind}(e_1, e_2) = \text{wind}(e_1, e_3) = \text{wind}(e_2, e_4) = \text{wind}(e_3, e_4) = 0$, $\text{int}(e_1) + \text{int}(e_2) + \text{int}(e_4) = \text{int}(\tilde{e}_1)$ and $\text{int}(e_2) = \text{int}(e_3)$.

The parallel edge reduction eliminates an oval and a trivial divisor point (see also Figure 37):

Lemma 8.4.1. The effect of (R1) on the divisor Let $\tilde{\mathcal{N}}'$ be obtained from \mathcal{N}' via the parallel edge reduction (R1), and denote $\tilde{\Gamma}$ and Γ the curve after and before such reduction. Then

- (1) The genus \tilde{g} of $\tilde{\Gamma}$ is one less than that in Γ : $\tilde{g} = g - 1$;
- (2) The oval Ω_r corresponding to the face f_r and the components Γ_r, Σ_r corresponding to the white and black vertices W_r, B_r , are removed by effect of the parallel edge reduction;
- (3) The trivial divisor point $\gamma_r \in \Gamma_r \cap \Omega_r$ is removed;
- (4) All other divisor points are not effected by the reduction.

In Figure 37 [bottom] we show the effect of the parallel edge reduction on the curve. Using the relations between the edge vectors in 8.5, we get

$$\Psi_2(\vec{t}) = (-1)^{\text{int}(e_2)} w_2 \Psi_4(\vec{t}), \quad \Psi_3(\vec{t}) = (-1)^{\text{int}(e_2)} w_3 \Psi_4(\vec{t}), \quad \Psi_1(\vec{t}) = (-1)^{\text{int}(e_1)} w_1 (\Psi_2(\vec{t}) + \Psi_3(\vec{t})),$$

for all \vec{t} , so that the divisor point in $\Gamma_{\text{red}}^{(1)}$ is trivial

$$\gamma_r = \frac{\Psi_3(\vec{t}_0)}{\Psi_2(\vec{t}_0) + \Psi_3(\vec{t}_0)} = \frac{w_3}{w_2 + w_3}.$$

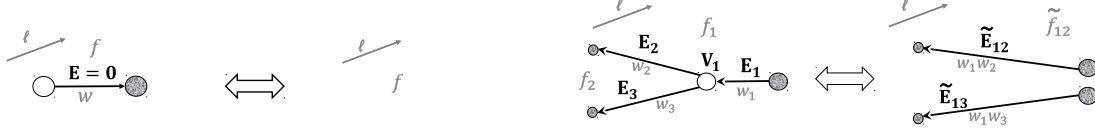


FIGURE 38. Left: the dipole reduction. Right: the leaf reduction.

On both $\Gamma_{\text{red}}^{(1)}$ and $\Sigma_{\text{red}}^{(1)}$ the normalized wave function is independent of the spectral parameter and takes the value $\frac{\Psi_1(\vec{t})}{\Psi_1(\vec{t}_0)} \equiv \frac{\Psi_4(\vec{t})}{\Psi_4(\vec{t}_0)}$. After the reduction, on the edge \tilde{e}_1 , the edge wave function $\tilde{\Psi}_1(\vec{t})$ takes the value

$$\tilde{\Psi}_1(\vec{t}) = \Psi_1(\vec{t}),$$

so that, for any \vec{t} , the normalized wave function keeps the same value after the reduction at the double point corresponding to such edge in $\tilde{\Gamma}$.

8.5. (R2) the dipole reduction. The dipole reduction consists of the elimination of an isolated component consisting of two vertices joined by an edge e (see Figure 38[left]). The transformation leaves invariant the weight of the face containing such component. Since the edge vector at e is $E_e = 0$, this transformation acts trivially on the vector system.

The dipole reduction (R2) corresponds to the removal of an edge carrying a null vector and leaves invariant the number of ovals and the position of the divisor points.

8.6. (R3) The leaf reduction. The leaf reduction occurs when a network contains a vertex u incident to a single edge e_1 ending at a trivalent vertex (see Figure 38[right]): in this case it is possible to remove u and e_1 , disconnect e_2 and e_3 , assign the color of u at all newly created vertices of the edges e_{12} and e_{13} . We assume that e_1 is short enough, and it does not intersect the gauge rays. If we have two faces of weights f_1 and f_2 in the initial configuration, then we merge them into a single face of weight $\tilde{f}_{12} = f_1 f_2$; otherwise $\tilde{f}_{12} = f_1$ and the effect of the transformation is to create new isolated components. We also assume that the newly created vertices are close enough to V_1 , therefore the windings are not affected. Then $E_1 = \tilde{E}_{12} + \tilde{E}_{13}$ and

$$\tilde{E}_{12} = w_1 E_2, \quad \tilde{E}_{13} = w_1 E_3.$$

In the leaf reduction (R3) the only non-trivial case corresponds to the situation where the faces f_1, f_2 are distinct in the initial configuration. In this case we eliminate one oval and one divisor point.

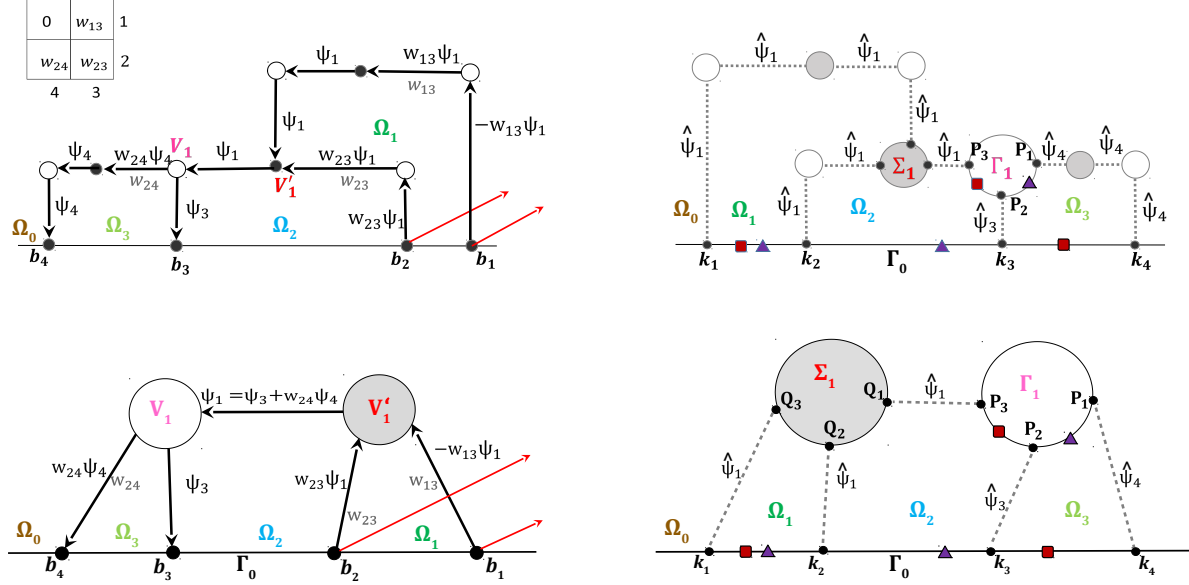


FIGURE 39. Top: the Le-tableau, the Le-network \mathcal{N}_T [left] and the topological model of the corresponding spectral curve Γ_T [right] for soliton data in $\mathcal{S}_{34}^{TNN} \subset Gr^{TNN}(2,4)$. Bottom: the reduced Le-network \mathcal{N}_{red} [left] and the topological model of the corresponding spectral curve $\Gamma_{T,red}$ [right] for the same cell. In all Figures $\Psi_1(\tilde{t}) = \Psi_3(\tilde{t}) + w_{24}\Psi_4(\tilde{t})$. The configurations of the KP divisor (triangles/squares) are the same on both curves and depend only on the sign of $\Psi_3(\tilde{t}_0)$. On the curves double points are represented as dotted segments and $\hat{\psi}_l \equiv \hat{\psi}_l(\tilde{t})$ is as in (9.6).

Lemma 8.6.1. The effect of (R3) on the divisor Let $\tilde{\mathcal{N}}$ is obtained from \mathcal{N} via reduction (R3) and the faces f_1, f_2 be distinct. Let $\mathcal{D} = \mathcal{D}(\mathcal{N})$ and $\tilde{\mathcal{D}} = \mathcal{D}(\tilde{\mathcal{N}})$, respectively be the dressed (vacuum) network divisor before and after the reduction. Then

- (1) $\tilde{g} = g - 1$ and the number of ovals diminishes by one;
- (2) $\tilde{\mathcal{D}} = \mathcal{D} \setminus \{\gamma_1\}$, where γ_1 is the divisor point on the component associated to the white vertex V_1 involved in the reduction.

9. PLANE CURVES AND DIVISORS FOR SOLITON DATA IN $\mathcal{S}_{34}^{TNN} \subset Gr^{TNN}(2,4)$

\mathcal{S}_{34}^{TNN} is the 3-dimensional positroid cell in $Gr^{TNN}(2,4)$ corresponding to the matroid

$$\mathcal{M} = \{12, 13, 14, 23, 24\},$$

and its elements $[A]$ are equivalence classes of real 2×4 matrices with all maximal minors positive, except $\Delta_{34} = 0$. The three positive weights w_{13}, w_{23}, w_{24} of the Le-tableau (see Figure 39[top,left])

parametrize $\mathcal{S}_{34}^{\text{TNN}}$ and correspond to the matrix in the reduced row echelon form (RREF),

$$(9.1) \quad A = \begin{pmatrix} 1 & 0 & -w_{13} & -w_{13}w_{24} \\ 0 & 1 & w_{23} & w_{23}w_{24} \end{pmatrix}.$$

The generators of the Darboux transformation $\mathfrak{D} = \partial_x^2 - \mathfrak{w}_1(\bar{t})\partial_x - \mathfrak{w}_2(\bar{t})$ are

$$(9.2) \quad f^{(1)}(\bar{t}) = e^{\theta_1(\bar{t})} - w_{13}e^{\theta_3(\bar{t})} - w_{13}w_{24}e^{\theta_4(\bar{t})}, \quad f^{(2)}(\bar{t}) = e^{\theta_2(\bar{t})} + w_{23}e^{\theta_3(\bar{t})} + w_{23}w_{24}e^{\theta_4(\bar{t})}.$$

In the following sections we construct a reducible rational curve $\Gamma_{T,\text{red}}$ and the divisor for soliton data $(\mathcal{K}, [A])$ with $\mathcal{K} = \{\kappa_1 < \kappa_2 < \kappa_3 < \kappa_4\}$ and $[A] \in \mathcal{S}_{34}^{\text{TNN}}$. We represent $\Gamma_{T,\text{red}}$ as a plane curve given by the intersection of a line and two quadrics (see (9.3) and (9.4)) and we verify that it is a rational degeneration of the genus 3 M-curve Γ_ε ($0 < \varepsilon \ll 1$) in (9.5). We then apply a parallel edge unredution and a flip move to the reduced network and compute the transformed KP divisor on the transformed curves.

9.1. Spectral curves for the reduced Le-network and their desingularizations. We briefly illustrate the construction of a rational spectral curve $\Gamma_{T,\text{red}}$ for soliton data in $\mathcal{S}_{34}^{\text{TNN}}$. We start using the Le-graph as dual graph of the reducible rational curve and use Postnikov rules to assign the weights to construct the Le-network \mathcal{N}_T for $[A] \in \mathcal{S}_{34}^{\text{TNN}}$ (Figure 39[top,left]). Then we use the middle edge insertion/removal move (M3) (see Section 8.3) to obtain an equivalent network $\mathcal{N}_{T,\text{red}}$ with only trivalent internal vertices (Figure 39[bottom,left]). In Figure 39[right], we show the topological model of the curves Γ_T [top] and $\Gamma_{T,\text{red}}$ [bottom]. The elimination of bivalent vertices reduces the degree of the curve from 9 to 5.

The reducible rational curve $\Gamma_{T,\text{red}}$ is obtained gluing three copies of \mathbb{CP}^1 , $\Gamma_{T,\text{red}} = \Gamma_0 \sqcup \Gamma_1 \sqcup \Sigma_1$, and it may be represented as a plane curve given by the intersection of a line (Γ_0) and two quadrics (Γ_1, Σ_1). We plot both the topological model and the plane curve for this example in Figure 40.

To simplify its representation, we impose that Γ_0 is one of the coordinate axis in the (λ, μ) -plane, say $\mu = 0$, that $P_0 \in \Gamma_0$ is the infinite point, that the quadrics Σ_1 and Γ_1 are parabolas with two real finite intersection points $\alpha_5 = (\lambda_5, \mu_5)$, $\alpha_6 = (\lambda_6, \mu_6)$:

$$(9.3) \quad \Gamma_0 : \mu = 0, \quad \Gamma_1 : \mu - (\lambda - \kappa_3)(\lambda - \kappa_4) = 0, \quad \Sigma_1 : \mu - c_1(\lambda - \kappa_1)(\lambda - \kappa_2) = 0.$$

In the following we also take $c_1 > 1$ and choose $\lambda(P_3) = \lambda(Q_1) = \lambda_5$. Then, by construction, $\lambda_5 \in]\kappa_2, \kappa_3[$ and $\lambda_6 < \kappa_1$. As usual we denote Ω_0 the infinite oval, that is $P_0 \in \Omega_0$, and Ω_j , $j \in [3]$, the finite ovals (see Figure 40). Since the singularity at infinity is completely resolved,

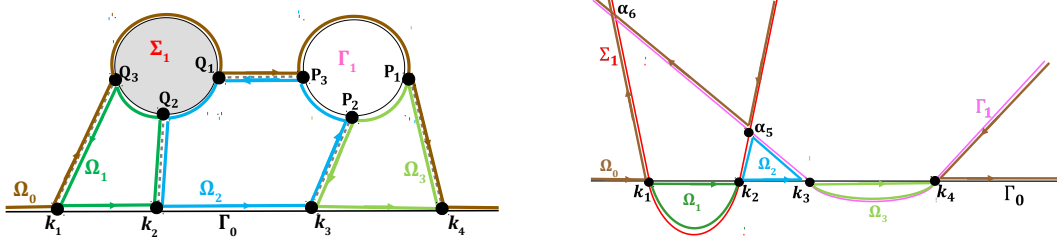


FIGURE 40. The topological model [left] of the spectral curve $\Gamma_{T,\text{red}}$ for soliton data in $\mathcal{S}_{34}^{\text{TNN}}$ is the partial normalization of the plane algebraic curve [right]. The ovals in the nodal plane curve are labeled as in the real part of its partial normalization.

the quadrics Σ_1 and Γ_1 do not intersect at infinity. The intersection point α_6 does not correspond to any of the marked points of the topological model of Γ (see Figure 40). Such singularity is resolved in the partial normalization and therefore there are no extra conditions to be satisfied by the vacuum and the dressed wave functions at α_6 .

The relation between the coordinate λ in the plane curve representation and the coordinate ζ introduced in Definition 3.2.1 may be easily worked out at each component of $\Gamma_{T,\text{red}}$. On Γ_1 , we have 3 real ordered marked points P_m , $m \in [3]$, with ζ -coordinates: $\zeta(P_1) = 0 < \zeta(P_2) = 1 < \zeta(P_3) = \infty$. Comparing with (9.3) we then easily conclude that

$$\lambda = \frac{\lambda_5(\kappa_4 - \kappa_3)\zeta + (\kappa_3 - \lambda_5)\kappa_4}{(\kappa_4 - \kappa_3)\zeta + \kappa_3 - \lambda_5}.$$

Similarly, on Σ_1 , we have 3 real ordered marked points Q_m , $m \in [3]$, with ζ -coordinates: $\zeta(Q_1) = 0 < \zeta(Q_2) = 1 < \zeta(Q_3) = \infty$. Comparing with (9.3) we then easily conclude that

$$\lambda = \frac{\kappa_1(\lambda_5 - \kappa_2)\zeta + (\kappa_2 - \kappa_1)\lambda_5}{(\lambda_5 - \kappa_2)\zeta + \kappa_2 - \kappa_1}.$$

Finally $\Gamma_{T,\text{red}}$ is represented by the reducible plane curve $\Pi_0(\lambda, \mu) = 0$, with

$$(9.4) \quad \Pi_0(\lambda, \mu) = \mu \cdot (\mu - (\lambda - \kappa_3)(\lambda - \kappa_4)) \cdot (\mu - c_1(\lambda - \kappa_1)(\lambda - \kappa_2)).$$

Finally $\Gamma_{T,\text{red}}$ is a rational degeneration of a genus 3 M-curve Γ_ε ($0 < \varepsilon \ll 1$):

$$(9.5) \quad \Gamma_\varepsilon : \quad \Pi(\lambda, \mu; \varepsilon) = \Pi_0(\lambda, \mu) - \varepsilon^2 (\lambda - \lambda_6)^2 = 0.$$

Remark 9.1.1. Of course, the plane curve representation for a given cell is not unique. For example, a rational spectral curve $\Gamma_{T,\text{red}}$ for soliton data in $\mathcal{S}_{34}^{\text{TNN}}$ can be also represented as the union of one quadric and two lines.

9.2. The KP divisor on $\Gamma_{T,\text{red}}$. Let us briefly illustrate the construction of the wave function and of the KP divisor on $\Gamma_{T,\text{red}}$. Since $\mathcal{N}_{T,\text{red}}$ is obtained from \mathcal{N}_T via Move (M3) (Section 8.3), the normalized KP edge wave function $\hat{\psi}(P, \vec{t})$ is the same at the corresponding double points on Γ_T and on $\Gamma_{T,\text{red}}$ (see Figure 39 [right]).

For this example, the KP wave function may take only three possible values at the marked points:

$$(9.6) \quad \hat{\psi}_l(\vec{t}) = \frac{\mathfrak{D}e^{\theta_l(\vec{t})}}{\mathfrak{D}e^{\theta_l(\vec{t}_0)}}, \quad l = 1, 3, 4,$$

where $\theta_l(\vec{t}) = \kappa_l x + \kappa_l^2 y + \kappa_l^3 t$. In Figure 39 [right] we show which double point carries which of the above values of $\hat{\psi}$. At each marked point the value $\hat{\psi}_l(\vec{t})$ is independent on the choice of local coordinates on the components, *i.e.* of the orientation in the network. The position of the KP divisor points of $\mathcal{D}_{\text{KP},\Gamma}$ is the same both on Γ_T and $\Gamma_{T,\text{red}}$ and the local coordinate of each divisor point may be computed using Theorem 6.1.1 and formula (6.1).

On $\Gamma = \Gamma_{T,\text{red}}$, the KP divisor $\mathcal{D}_{\text{KP},\Gamma}$ consists of the degree $k = 2$ Sato divisor $(\gamma_{S,1}, \gamma_{S,2}) = (\gamma_{S,1}(\vec{t}_0), \gamma_{S,2}(\vec{t}_0))$ defined in (2.7) and of 1 simple pole $\gamma_1 = \gamma_1(\vec{t}_0)$ belonging to the intersection of Γ_1 with the union of the finite ovals. In the local coordinates induced by the orientation of the network (see Definition 3.2.1), we have

$$(9.7) \quad \zeta(\gamma_{S,1}) + \zeta(\gamma_{S,2}) = \mathfrak{w}_1(\vec{t}_0), \quad \zeta(\gamma_{S,1})\zeta(\gamma_{S,2}) = -\mathfrak{w}_2(\vec{t}_0), \quad \zeta(\gamma_1) = \frac{w_{24}\mathfrak{D}e^{\theta_4(\vec{t}_0)}}{\mathfrak{D}e^{\theta_3(\vec{t}_0)} + w_{24}\mathfrak{D}e^{\theta_4(\vec{t}_0)}}.$$

We remark that applying the Darboux dressing to (9.2), it is easy to verify that $\mathfrak{D}e^{\theta_1(\vec{t})}, \mathfrak{D}e^{\theta_4(\vec{t})} > 0$ and $\mathfrak{D}e^{\theta_2(\vec{t})} = -\frac{w_{23}}{w_{13}}\mathfrak{D}e^{\theta_1(\vec{t})}$. Therefore, for generic soliton data $[A] \in \mathcal{S}_{34}^{\text{TNN}}$, the KP-II pole divisor configuration is one of the two shown in Figure 39 [right]:

- (1) If $\mathfrak{D}e^{\theta_3(\vec{t}_0)} > 0$, then $\gamma_{S,1} \in \Omega_1$, $\gamma_{S,2} \in \Omega_2$ and $\gamma_1 \in \Omega_3$. One such configuration is illustrated by triangles in the Figure;
- (2) If $\mathfrak{D}e^{\theta_3(\vec{t}_0)} < 0$, then $\gamma_{S,1} \in \Omega_1$, $\gamma_{S,2} \in \Omega_3$ and $\gamma_1 \in \Omega_2$. One such configuration is illustrated by squares in the Figure.

As expected, there is exactly one KP divisor point in each finite oval of Γ , where we use the counting rule established in [3] for non-generic soliton data satisfying $\mathfrak{D}e^{\theta_3(\vec{t}_0)} = 0$.

9.3. The effect of Postnikov moves and reductions on the KP divisor. Next we show the effect of moves and reductions on the divisor position.

We first apply a parallel edge unredution to $\mathcal{N}_{T,\text{red}}$ (Figure 39) and obtain the network \mathcal{N}_{par} in Figure 41[top,left]. We remark that we have a gauge freedom in assigning the weights to the

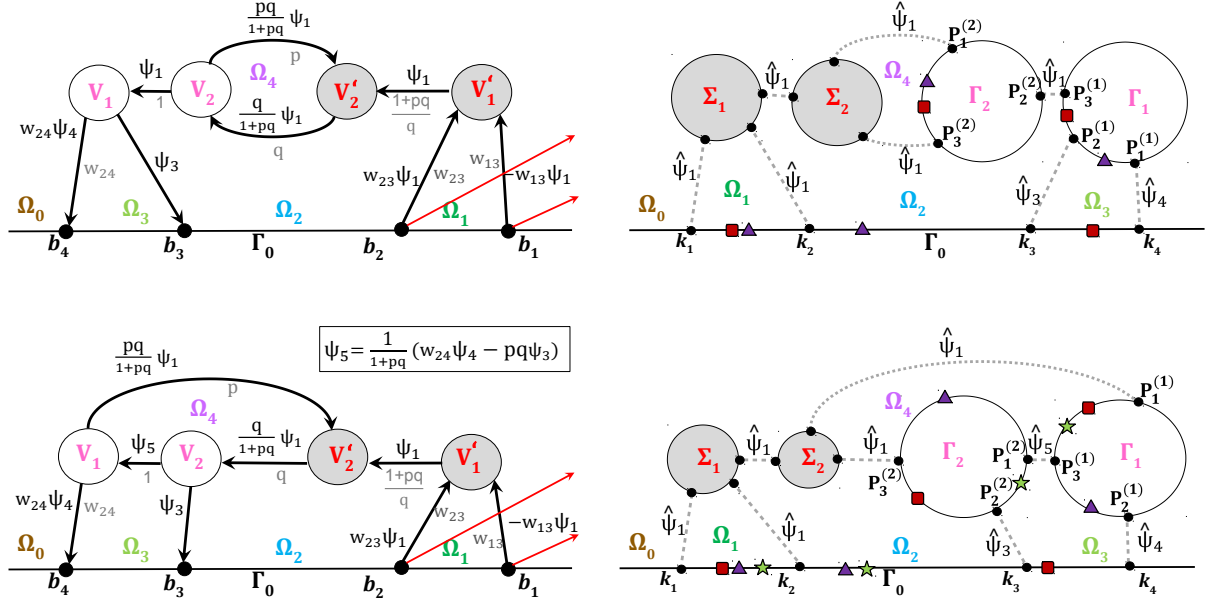


FIGURE 41. Left: \mathcal{N}_{par} [top] is obtained from the reduced Le-network $\mathcal{N}_{T,\text{red}}$ of Figure 39 applying the parallel edge unredution, whereas $\mathcal{N}_{\text{flip}}$ [bottom] is obtained from \mathcal{N}_{par} applying a flip move. Right: The partial normalization of the corresponding curves Γ_{par} [top], Γ_{flip} [bottom] and the possible divisor configurations.

edges involved in this transformation provided that $p, q > 0$. The values on the unnormalized dressed wave function are shown in the Figure. The corresponding curve, Γ_{par} , is presented in Figure 41[top,right]. By construction the KP divisor $\mathcal{D}_{\text{KP},\Gamma}$ consists of the degree $k = 2$ Sato divisor $(\gamma_{S,1}, \gamma_{S,2}) = (\gamma_{S,1}(\vec{t}_0), \gamma_{S,2}(\vec{t}_0))$ computed in (9.7) and of the simple poles $\gamma_i = \gamma_i(\vec{t}_0)$ belonging to the intersection of Γ_i , $i = 1, 2$, with the union of the finite ovals. In the local coordinates induced by the orientation of the network (see Definition 3.2.1), we have

$$(9.8) \quad \zeta(\gamma_1) = \frac{w_{24}\mathfrak{D}e^{\theta_4(\vec{t}_0)}}{\mathfrak{D}e^{\theta_3(\vec{t}_0)} + w_{24}\mathfrak{D}e^{\theta_4(\vec{t}_0)}}, \quad \zeta(\gamma_2) = -pq.$$

For generic soliton data $[A] \in \mathcal{S}_{34}^{\text{TNN}}$, the KP-II pole divisor configurations are shown in Figure 41 [top,right]:

- (1) $\gamma_2 \in \Omega_4$ independently of the sign of $\mathfrak{D}e^{\theta_3(\vec{t}_0)} > 0$;
- (2) If $\mathfrak{D}e^{\theta_3(\vec{t}_0)} > 0$, then $\gamma_{S,1} \in \Omega_1$, $\gamma_{S,2} \in \Omega_2$ and $\gamma_1 \in \Omega_3$. One such configuration is illustrated by triangles in the Figure;

- (3) If $\mathfrak{D}e^{\theta_3(\vec{t}_0)} < 0$, then $\gamma_{S,1} \in \Omega_1$, $\gamma_{S,2} \in \Omega_3$ and $\gamma_1 \in \Omega_2$. One such configuration is illustrated by squares in the Figure.

Again, for any given $[A] \in \mathcal{S}_{34}^{\text{NN}}$, there is exactly one KP divisor point in each finite oval, where again we use the counting rule established in [3] for non-generic soliton data satisfying $\mathfrak{D}e^{\theta_3(\vec{t}_0)} = 0$.

Next we apply a flip move to \mathcal{N}_{par} and obtain the network $\mathcal{N}_{\text{flip}}$ in Figure 41[bottom,left]. Again the values on the unnormalized dressed wave function are shown in the Figure. The corresponding curve, Γ_{flip} , is presented in Figure 41[bottom,right]. By construction the KP divisor $\mathcal{D}_{\text{KP},\Gamma}$ consists of the degree $k = 2$ Sato divisor $(\gamma_{S,1}, \gamma_{S,2}) = (\gamma_{S,1}(\vec{t}_0), \gamma_{S,2}(\vec{t}_0))$ computed in (9.7) and of the simple poles $\tilde{\gamma}_i = \tilde{\gamma}_i(\vec{t}_0)$ belonging to the intersection of Γ_i , $i = 1, 2$, with the union of the finite ovals. In the local coordinates induced by the orientation of the network (see Definition 3.2.1), we have

$$(9.9) \quad \zeta(\gamma_1) = \frac{pq(\mathfrak{D}e^{\theta_3(\vec{t}_0)} + w_{24}\mathfrak{D}e^{\theta_4(\vec{t}_0)})}{pq\mathfrak{D}e^{\theta_3(\vec{t}_0)} - w_{24}\mathfrak{D}e^{\theta_4(\vec{t}_0)}}, \quad \zeta(\gamma_2) = -\frac{pq\mathfrak{D}e^{\theta_3(\vec{t}_0)} - w_{24}\mathfrak{D}e^{\theta_4(\vec{t}_0)}}{\mathfrak{D}e^{\theta_3(\vec{t}_0)} + w_{24}\mathfrak{D}e^{\theta_4(\vec{t}_0)}}.$$

For generic soliton data $[A] \in \mathcal{S}_{34}^{\text{NN}}$, the KP-II pole divisor configuration is one of the three shown in Figure 39 [right]:

- (1) If $\mathfrak{D}e^{\theta_3(\vec{t}_0)} > 0$ and $pq\mathfrak{D}e^{\theta_3(\vec{t}_0)} > w_{24}\mathfrak{D}e^{\theta_4(\vec{t}_0)}$, then $\gamma_{S,1} \in \Omega_1$, $\gamma_{S,2} \in \Omega_2$, and $\tilde{\gamma}_1 \in \Omega_3$ and $\tilde{\gamma}_2 \in \Omega_4$. One such configuration is illustrated by triangles in the Figure;
- (2) If $\mathfrak{D}e^{\theta_3(\vec{t}_0)} > 0$ and $pq\mathfrak{D}e^{\theta_3(\vec{t}_0)} < w_{24}\mathfrak{D}e^{\theta_4(\vec{t}_0)}$, then $\gamma_{S,1} \in \Omega_1$, $\gamma_{S,2} \in \Omega_2$, and $\tilde{\gamma}_1 \in \Omega_4$ and $\tilde{\gamma}_2 \in \Omega_3$. One such configuration is illustrated by stars in the Figure;
- (3) If $\mathfrak{D}e^{\theta_3(\vec{t}_0)} < 0$, then $\gamma_{S,1} \in \Omega_1$, $\gamma_{S,2} \in \Omega_3$, $\tilde{\gamma}_1 \in \Omega_4$ and $\tilde{\gamma}_2 \in \Omega_2$. One such configuration is illustrated by squares in the Figure.

Again there is exactly one KP divisor point in each finite oval, where we use the counting rule established in [3] for non-generic soliton data satisfying $\mathfrak{D}e^{\theta_3(\vec{t}_0)} = 0$.

10. EFFECT OF THE SQUARE MOVE ON THE KP DIVISOR FOR SOLITON DATA IN $Gr^{\text{TP}}(2, 4)$

The simplest network to which the square move is applicable is the reduced Le-network $\mathcal{N}_{T,\text{top}}$ associated to soliton data in $Gr^{\text{TP}}(2, 4)$ and corresponds to the change of colour of all internal vertices. The latter transformation may be also interpreted as a self-dual transformation in $Gr^{\text{TP}}(2, 4)$.

We present the reduced networks and the topological models of the curves before and after the square move for soliton data in $Gr^{\text{TP}}(2, 4)$ in Figure 42. In [2]-[5] we have already computed

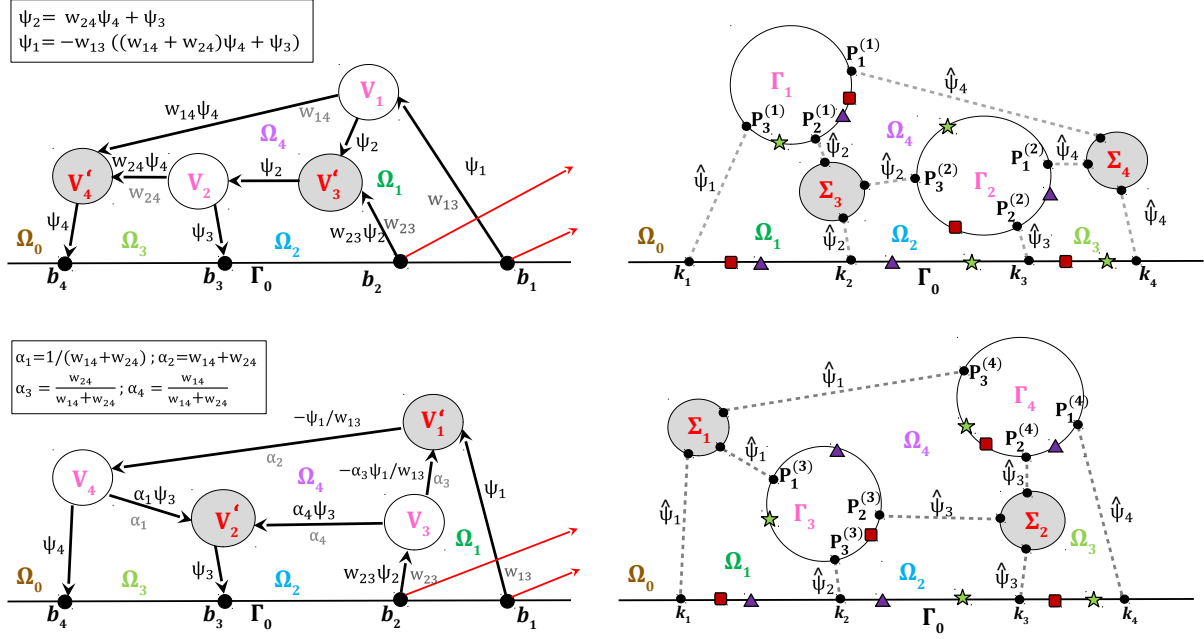


FIGURE 42. Left: \mathcal{N}_{sq-mv} [bottom] is obtained from the reduced Le-network $\mathcal{N}_{T,top}$ [top] applying a square move. Right: The partial normalization of the corresponding curves Γ_{top} [top], Γ_{sq-mv} [bottom] and the possible divisor configurations.

a plane curve representation and its desingularization, and discussed the divisor configurations on $\mathcal{N}_{T,top}$. We remark that duality transformation implies that we may use the same plane curve representation associated to Γ_{top} in [4] also for Γ_{sq-mv} , by conveniently relabeling \mathbb{CP}^1 components from Σ_i, Γ_j to Γ_i, Σ_j (compare the topological models of curves in Figure 42).

Here we just compute the KP divisor after the square move and refer to [4] for more details on this example. The values on the dressed edge wave functions are shown in Figure 42.

By definition, the Sato divisor is not affected by the square move since the Darboux transformation is the same. Therefore the degree $k = 2$ Sato divisor $(\gamma_{S,1}, \gamma_{S,2}) = (\gamma_{S,1}(\vec{t}_0), \gamma_{S,2}(\vec{t}_0))$ is obtained solving

$$(10.1) \quad \zeta(\gamma_{S,1}) + \zeta(\gamma_{S,2}) = \mathbf{w}_1(\vec{t}_0), \quad \zeta(\gamma_{S,1})\zeta(\gamma_{S,2}) = -\mathbf{w}_2(\vec{t}_0),$$

where the Darboux $\mathfrak{D} = \partial_x^2 - \mathbf{w}_1(\vec{t})\partial_x - \mathbf{w}_2(\vec{t})$ transformation is generated by the heat hierarchy solutions

$$f^{(1)}(\vec{t}) = e^{\theta_1(\vec{t})} - w_{13}e^{\theta_3(\vec{t})} - w_{13}(w_{14} + w_{24})e^{\theta_4(\vec{t})}, \quad f^{(2)}(\vec{t}) = e^{\theta_2(\vec{t})} + w_{23}e^{\theta_3(\vec{t})} + w_{23}w_{24}e^{\theta_4(\vec{t})}.$$

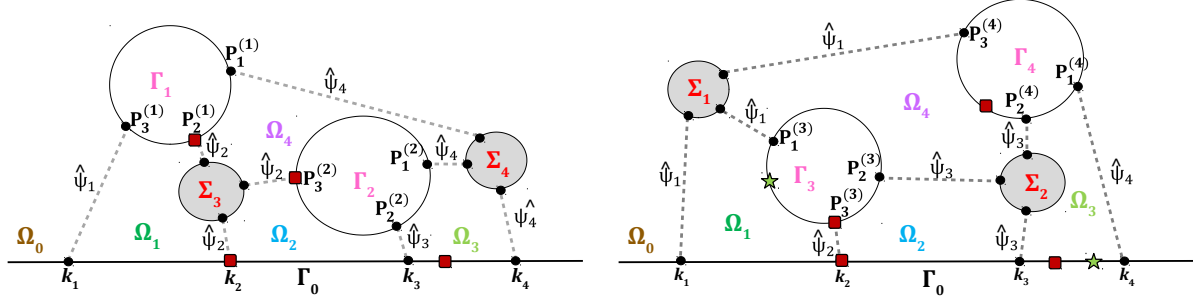


FIGURE 43. Non-generic divisor configurations when $\mathfrak{D}e^{\theta_2(\vec{t}_0)} = 0$ on Γ_{top} [left], and Γ_{sq-mv} [right].

On Γ_{top} , $\mathcal{D}_{KP,\Gamma} = (\gamma_{S,1}, \gamma_{S,2}, \gamma_1, \gamma_2)$ where the simple poles $\gamma_i = \gamma_i(\vec{t}_0)$ belong to the intersection of Γ_i , $i = 1, 2$, with the union of the finite ovals. In the local coordinates induced by the orientation of $\mathcal{N}_{T,top}$, we have

$$(10.2) \quad \zeta(\gamma_1) = \frac{w_{14}\mathfrak{D}e^{\theta_4(\vec{t}_0)}}{\mathfrak{D}e^{\theta_3(\vec{t}_0)} + (w_{14} + w_{24})\mathfrak{D}e^{\theta_4(\vec{t}_0)}}, \quad \zeta(\gamma_2) = \frac{w_{24}\mathfrak{D}e^{\theta_4(\vec{t}_0)}}{\mathfrak{D}e^{\theta_3(\vec{t}_0)} + w_{24}\mathfrak{D}e^{\theta_4(\vec{t}_0)}}.$$

It is straightforward to verify that $\mathfrak{D}e^{\theta_1(\vec{t})}, \mathfrak{D}e^{\theta_4(\vec{t})} > 0$ for all \vec{t} . Therefore, as observed in [2, 4], there are three possible configurations of the KP-II pole divisor depending on the signs of $\mathfrak{D}e^{\theta_2(\vec{t}_0)}$ and $\mathfrak{D}e^{\theta_3(\vec{t}_0)}$ (see also Figure 42 [top,right]):

- (1) If $\mathfrak{D}e^{\theta_2(\vec{t}_0)} < 0 < \mathfrak{D}e^{\theta_3(\vec{t}_0)}$, then $\gamma_{S,1} \in \Omega_1$, $\gamma_{S,2} \in \Omega_2$, $\gamma_1 \in \Omega_4$ and $\gamma_2 \in \Omega_3$. One such configuration is illustrated by triangles in the Figure;
- (2) If $\mathfrak{D}e^{\theta_2(\vec{t}_0)}, \mathfrak{D}e^{\theta_3(\vec{t}_0)} < 0$, then $\gamma_{S,1} \in \Omega_1$, $\gamma_{S,2} \in \Omega_3$, $\gamma_1 \in \Omega_4$ and $\gamma_2 \in \Omega_2$. One such configuration is illustrated by squares in the Figure;
- (3) If $\mathfrak{D}e^{\theta_3(\vec{t}_0)} < 0 < \mathfrak{D}e^{\theta_2(\vec{t}_0)}$, then $\gamma_{S,1} \in \Omega_2$, $\gamma_{S,2} \in \Omega_3$, $\gamma_1 \in \Omega_1$ and $\gamma_2 \in \Omega_4$. One such configuration is illustrated by stars in the Figure.

On Γ_{sq-mv} , $\mathcal{D}_{KP,\Gamma} = (\gamma_{S,1}, \gamma_{S,2}, \gamma_3, \gamma_4)$ where the simple poles $\gamma_i = \gamma_i(\vec{t}_0)$ belong to the intersection of Γ_i , $i = 3, 4$, with the union of the finite ovals. In the local coordinates induced by the orientation of \mathcal{N}_{sq-mv} , we have

$$(10.3) \quad \zeta(\gamma_3) = \frac{w_{24}(\mathfrak{D}e^{\theta_3(\vec{t}_0)} + (w_{14} + w_{24})\mathfrak{D}e^{\theta_4(\vec{t}_0)})}{(w_{14} + w_{24})(\mathfrak{D}e^{\theta_3(\vec{t}_0)} + w_{24}\mathfrak{D}e^{\theta_4(\vec{t}_0)})}, \quad \zeta(\gamma_4) = \frac{(w_{14} + w_{24})\mathfrak{D}e^{\theta_4(\vec{t}_0)}}{\mathfrak{D}e^{\theta_3(\vec{t}_0)} + (w_{14} + w_{24})\mathfrak{D}e^{\theta_4(\vec{t}_0)}}.$$

The three possible configurations of the KP-II pole divisor after the square move are then (see also Figure 42 [bottom,right]):

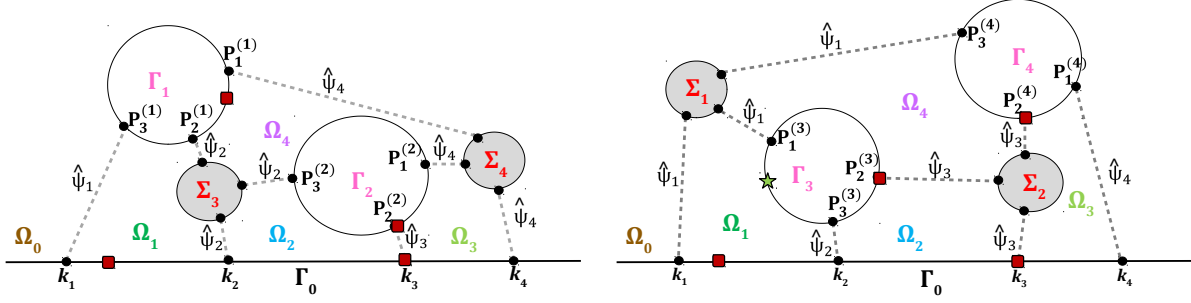


FIGURE 44. Non-generic divisor configurations when $\mathfrak{D}e^{\theta_3(\vec{t}_0)} = 0$ on Γ_{top} [left], and Γ_{sq-mv} [right].

- (1) If $\mathfrak{D}e^{\theta_2(\vec{t}_0)} < 0 < \mathfrak{D}e^{\theta_3(\vec{t}_0)}$, then $\gamma_{S,1} \in \Omega_1$, $\gamma_{S,2} \in \Omega_2$, $\gamma_3 \in \Omega_4$ and $\gamma_4 \in \Omega_3$. One such configuration is illustrated by triangles in the Figure;
- (2) If $\mathfrak{D}e^{\theta_2(\vec{t}_0)}, \mathfrak{D}e^{\theta_3(\vec{t}_0)} < 0$, then $\gamma_{S,1} \in \Omega_1$, $\gamma_{S,2} \in \Omega_3$, $\gamma_3 \in \Omega_2$ and $\gamma_4 \in \Omega_4$. One such configuration is illustrated by squares in the Figure;
- (3) If $\mathfrak{D}e^{\theta_3(\vec{t}_0)} < 0 < \mathfrak{D}e^{\theta_2(\vec{t}_0)}$, then $\gamma_{S,1} \in \Omega_2$, $\gamma_{S,2} \in \Omega_3$, $\gamma_3 \in \Omega_1$ and $\gamma_4 \in \Omega_4$. One such configuration is illustrated by stars in the Figure.

We observe that the transformation rule of the divisor points is in agreement with the effect of the square move discussed in Section 8.1. As expected, for any given $[A] \in Gr^{TP}(2, 4)$, there is exactly one KP divisor point in each finite oval, where we use the counting rule established in [3] for non-generic soliton data. Non generic divisor configurations (squares) correspond either to $\mathfrak{D}e^{\theta_2(\vec{t}_0)} = 0$ (Figure 43) or to $\mathfrak{D}e^{\theta_3(\vec{t}_0)} = 0$ (Figure 44) since $\mathfrak{D}e^{\theta_2(\vec{t})} + w_{23}\mathfrak{D}e^{\theta_3(\vec{t})} < 0$, for all \vec{t} . We plan to discuss the exact definition of global parametrization for this case using resolution of singularities in a future publication.

APPENDIX A. CONSISTENCY OF THE SYSTEM \hat{E}_e AT INTERNAL VERTICES

In this Section we complete the proof of Lemmas 4.6.2 and 4.6.3. Throughout this Appendix we use the same notations as in Section 4.6. In particular \mathcal{P}_0 is the simple path changing orientation and directed from the boundary source b_{i_0} to the boundary sink b_{j_0} in the initial orientation, and \mathcal{Q}_0 is the simple cycle changing orientation.

We start with a useful relation between the winding number and the indices $\epsilon_2(\cdot)$ and $s(\cdot, \cdot)$ at a pair of consecutive edges.



FIGURE 45. Configurations at black [left] and white [right] vertices when the edges do not belong to \mathcal{P}_0 or to \mathcal{Q}_0 .

Lemma A.0.1. *Let a, b be a pair of consecutive edges at a vertex V with a incoming and b outgoing at V . Then*

$$(A.1) \quad \text{wind}(a, b) = \frac{\epsilon_2(b) - \epsilon_2(a) + s(a, b)[\epsilon_2(b) - \epsilon_2(a)]^2}{2},$$

where, in case a and b are antiparallel the above formula is a limit as in Definition 4.1.1, see also Figure 7.

Proof. First suppose a and b not parallel. Then formula (A.1) holds since

- (1) If $\epsilon_2(b) = \epsilon_2(a)$, then $\text{wind}(a, b) = 0$;
- (2) If $\epsilon_2(a) = 0 = 1 - \epsilon_2(b)$, then $\text{wind}(a, b) = 1$ if and only if $s(a, b) = 1$, otherwise $\text{wind}(a, b) = 0$;
- (3) If $\epsilon_2(a) = 1 = 1 - \epsilon_2(b)$, then $\text{wind}(a, b) = -1$ if and only if $s(a, b) = -1$, otherwise $\text{wind}(a, b) = 0$

If a and b are parallel, then $\text{wind}(a, b) = 0$, $\epsilon_2(b) = \epsilon_2(a)$, whereas $s(a, b)$ is not defined. Therefore both the left and the right-hand side are well-defined and equal to 0. \square

A.1. Proof of Lemmas 4.6.2 and 4.6.3 at internal vertices not belonging to \mathcal{P}_0 or to \mathcal{Q}_0 . In the following Lemma we provide equivalent relations to those in Lemmas 4.6.2 and 4.6.3 at internal vertices not belonging to \mathcal{P}_0 or to \mathcal{Q}_0 . Generic configurations are shown in Figure 45.

Lemma A.1.1. *Let a_1, a_2, a_3 be the edges at a trivalent white vertex not belonging to \mathcal{P}_0 or to \mathcal{Q}_0 with a_3 incoming edge (see Figure 45[left]). Then the linear relations for the edge vectors \hat{E}_{a_i} , $i \in [3]$, as in (4.25) and (4.27) are equivalent to*

$$(A.2) \quad \text{int}(a_3) - \widehat{\text{int}}(a_3) = \epsilon(a_1) - \epsilon(a_3) = \epsilon(a_2) - \epsilon(a_3), \quad (\text{mod } 2),$$

where $\widehat{\text{int}}(a_3)$ denotes the number of intersection of gauge rays with a_3 after the change of orientation of the path.

Let b_1, b_2, b_3 be the edges at a trivalent black vertex not belonging to \mathcal{P}_0 or to \mathcal{Q}_0 with b_1 outgoing edge (see Figure 45[right]). Then the linear relations of the vectors \hat{E}_{b_i} , $i \in [3]$, as in (4.25) and (4.27) are equivalent to

$$(A.3) \quad \text{int}(b_i) - \widehat{\text{int}}(b_i) = \epsilon(b_1) - \epsilon(b_i) \pmod{2}, \quad i = 2, 3.$$

where $\widehat{\text{int}}(b_i)$ denotes the number of intersection of gauge rays with b_i after the change of orientation of the path.

Proof. The proof follows immediately substituting the linear relations at the black/white vertices. At the trivalent white vertex V not belonging to the path \mathcal{P}_0 or cycle \mathcal{Q}_0 , the linear relations before and after the change of orientation are

$$\tilde{E}_{a_3} = w_{e_3}(-1)^{\text{int}(a_3)} \left((-1)^{\text{wind}(a_3, a_2)} \tilde{E}_{a_2} + (-1)^{\text{wind}(a_3, a_1)} \tilde{E}_{a_1} \right),$$

$$\hat{E}_{a_3} = w_{e_3}(-1)^{\widehat{\text{int}}(a_3)} \left((-1)^{\text{wind}(a_3, a_2)} \hat{E}_{a_2} + (-1)^{\text{wind}(a_3, a_1)} \hat{E}_{a_1} \right).$$

Then, we immediately get (A.2) inserting (4.25), $\hat{E}_{a_i} = (-1)^{\epsilon(a_i)} \tilde{E}_{a_i}$ in the above formulas. The proof in the other cases follows along similar lines. \square

Proof of Lemma 4.6.2 at internal vertices not belonging to the directed path \mathcal{P}_0 changing of orientation: First of all we remark that at each white internal vertex not belonging to \mathcal{P}_0 , $\epsilon(a_1) = \epsilon(a_2)$ by definition (see (4.22)). To prove the Lemma we just need to show that the difference of the intersection index before and after the change of orientation at an edge ending at a given (white or black) vertex has the same parity as the difference of the ϵ index of the same edge and of an edge starting at the same vertex (compare (A.2) and (A.3)). Therefore it is sufficient to prove the claim

$$\text{int}(a_3) - \widehat{\text{int}}(a_3) = \epsilon(a_1) - \epsilon(a_3), \pmod{2}$$

at a white vertex. The above identity holds true since the incoming edge a_3 and the outgoing edge a_1 have the same index if and only if either none or both of the gauge rays \mathfrak{l}_{i_0} and \mathfrak{l}_{i_0} intersect a_3 . \square

The proof of Lemma 4.6.3 at internal vertices not belonging to \mathcal{Q}_0 follows along similar lines.



FIGURE 46. Configurations at black [left] and white [right] vertices when e_1, e_2 belong to \mathcal{P}_0 or to \mathcal{Q}_0 .

A.2. Proof of Lemmas 4.6.2 and 4.6.3 at internal vertices belonging to \mathcal{P}_0 or to \mathcal{Q}_0 .

In the following Lemma we describe the relations between the winding number, the intersection number with gauge rays and the indices $\epsilon_i(e)$ introduced above before and after a change of orientation for a pair of consecutive edges e_1 and e_2 such that e_1 is incoming (resp. outgoing) and e_2 outgoing (resp. incoming) at the vertex V in the initial (resp. final) orientation (see also Figure 46). \mathfrak{l} is the gauge ray direction and $\hat{\epsilon}_3(e_2)$ denotes the intersection index at e_2 after the change of orientation. $\text{wind}(e_1, e_2)$ and $\text{wind}(-e_2, -e_1)$ respectively denote the winding number at the pair of edges before and after the change of orientation.

Lemma A.2.1. *Let e_1 and e_2 be two consecutive edges at V as above. Then*

$$(A.4) \quad \text{wind}(e_1, e_2) + \text{wind}(-e_2, -e_1) = \epsilon_2(e_2) - \epsilon_2(e_1) = \frac{s(e_1, \mathfrak{l}) - s(e_2, \mathfrak{l})}{2}$$

$$(A.5) \quad \epsilon_1(e_2) - \epsilon_1(e_1) = \hat{\epsilon}_3(e_2) - \epsilon_3(e_2) \pmod{2}$$

Proof. If $s(e_1, \mathfrak{l}) = s(\mathfrak{l}, e_2)$, then either $\text{wind}(e_1, e_2) = \pm 1$ and $\text{wind}(-e_2, -e_1) = 0$, or $\text{wind}(e_1, e_2) = 0$ and $\text{wind}(-e_2, -e_1) = \pm 1$. If $s(e_1, \mathfrak{l}) = -s(\mathfrak{l}, e_2)$, then $\text{wind}(e_1, e_2) = \text{wind}(-e_2, -e_1) = 0$.

If $\epsilon_1(e_2) = \epsilon_1(e_1)$, then either none or both of the gauge lines $\mathfrak{l}_{i_0}, \mathfrak{l}_{j_0}$ cross e_2 , therefore the number of gauge lines intersecting e_2 is the same before and after changing the orientation, and both sides are equal to 0. If $\epsilon_1(e_2) \neq \epsilon_1(e_1)$, then exactly one of the gauge lines $\mathfrak{l}_{i_0}, \mathfrak{l}_{j_0}$ crosses e_2 , therefore the number of gauge lines intersecting e_2 changes by 1 after changing the orientation, and both sides are equal to 1 modulo 2. \square

In the following Lemma we provide equivalent relations to those in Lemmas 4.6.2, 4.6.3 at internal vertices belonging to \mathcal{P}_0 or to \mathcal{Q}_0 . In the following we denote $-e$ the edge with opposite orientation with respect to e .

Lemma A.2.2. *Let e_1, e_2, f (respectively $e_1, e_2, -f$) be the edges at a trivalent black (resp. white) vertex with e_1 the incoming edge in the initial configuration and $-e_2$ the incoming edge in the final configuration (see Figure 46). Then*

- (1) *At each internal black vertex belonging to \mathcal{P}_0 or \mathcal{Q}_0 the linear relations on the vectors \hat{E} in the new orientation are equivalent to equations (A.4) and (A.5) and to*

$$(A.6) \quad W_b(e_1, e_2, f) = \widehat{int}(f) - int(f) - \epsilon(f) + \epsilon_1(e_1), \quad (\text{mod } 2),$$

where

$$(A.7) \quad W_b(e_1, e_2, f) = wind(f, e_2) - wind(f, -e_1) - wind(e_1, e_2) - \epsilon_2(e_1),$$

and $\widehat{int}(f)$ denotes the number of intersection of gauge rays with f after the change of orientation of the path or cycle;

- (2) *At each internal white vertex belonging to \mathcal{P}_0 or \mathcal{Q}_0 the linear relations on the vectors \hat{E} in the new orientation are equivalent to equations (A.4) and (A.5) and to*

$$(A.8) \quad W_w(e_1, e_2, -f) = \epsilon(-f) - \epsilon_1(e_1), \quad (\text{mod } 2),$$

where

$$(A.9) \quad W_w(e_1, e_2, -f) = wind(e_1, -f) + wind(-e_2, -e_1) - wind(-e_2, -f) + \epsilon_2(e_1) + 1$$

The proof immediately follows substituting (4.25) (respectively (4.27)) in the linear relations at the black/white vertices before and after the change of orientation along \mathcal{P}_0 (respectively \mathcal{Q}_0).

To complete the proof of Lemmas 4.6.2, 4.6.3 in the case of internal vertices belonging to the path changing orientation, we preliminarily show that the left-hand side of (A.6) and of (A.8) does not depend on the gauge ray direction in Lemma A.2.3 and provide relations between indices at black and white vertices with fixed edge configuration and opposite orientation at the edge not belonging to \mathcal{P}_0 or to \mathcal{Q}_0 .

Lemma A.2.3. *Let $e_1, e_2, \pm f$ be as in Lemma A.2.2. Then*

- (1) *The relation between $\epsilon(f)$ and $\epsilon(-f)$ is*

$$(A.10) \quad \widehat{int}(f) - int(f) = \epsilon(f) - \epsilon(-f) \quad (\text{mod } 2);$$

(2) Both $W_w(e_1, e_2, -f)$ and $W_b(e_1, e_2, f)$ are independent of the gauge ray direction and satisfy

$$(A.11) \quad \begin{aligned} W_b(e_1, e_2, f) &= W_w(e_1, e_2, -f) - 2 = \\ &= \frac{s(f, e_2) \left[\epsilon_2(e_2) - \epsilon_2(f) \right]^2 + s(f, e_1) \left[1 - \epsilon_2(e_1) - \epsilon_2(f) \right]^2 + s(e_2, e_1) \left[\epsilon_2(e_2) - \epsilon_2(e_1) \right]^2 - 1}{2}. \end{aligned}$$

Proof. The proof of (A.10) follows immediately taking into account that the initial and final vertices of f lay in regions with the same index \pm if and only if either none or both of the gauge rays \mathfrak{l}_{i_0} and \mathfrak{l}_{i_1} intersect f .

The identities in (A.11) follow inserting (A.4) and (A.1) in (A.7) and (A.9) and taking into account that, by definition,

$$s(a, b) = -s(b, a) = s(-a, -b) = -s(-a, b).$$

In order to verify that the right-hand side of (A.11) does not depend on the gauge ray direction \mathfrak{l} , it is sufficient to verify that it does not change when the gauge ray direction \mathfrak{l} crosses one of the vectors $f, -f, e_1, -e_1, e_2, -e_2$. Let us denote $A_1 = s(f, e_2) \left[\epsilon_2(e_2) - \epsilon_2(f) \right]^2$, $A_2 = s(f, e_1) \left[1 - \epsilon_2(e_1) - \epsilon_2(f) \right]^2$ and $A_3 = s(e_2, e_1) \left[\epsilon_2(e_2) - \epsilon_2(e_1) \right]^2$. Then, for any fixed configuration of e_1, e_2 and f , the value $A_1 + A_2 + A_3$ is independent of \mathfrak{l} as \mathfrak{l} turn clockwise, since:

- (1) If $\mathfrak{l} \sim f$, then $\epsilon_2(f)$ increases from 0 to 1, A_1 decreases by one, A_2 increases by one and A_3 doesn't change since
 - $s(f, e_2) = 1$ implies $\epsilon_2(e_2) = 1$, whereas $s(f, e_2) = -1$ implies $\epsilon_2(e_2) = 0$;
 - $s(f, e_1) = 1$ implies $\epsilon_2(e_1) = 1$, whereas $s(f, e_1) = -1$ implies $\epsilon_2(e_1) = 0$.
- (2) If $\mathfrak{l} \sim -f$, then $\epsilon_2(f)$ decreases from 1 to 0, A_1 decreases by one, A_2 increases by one and A_3 doesn't change since
 - $s(f, e_2) = 1$ implies $\epsilon_2(e_2) = 0$, whereas $s(f, e_2) = -1$ implies $\epsilon_2(e_2) = 1$;
 - $s(f, e_1) = 1$ implies $\epsilon_2(e_1) = 0$, whereas $s(f, e_1) = -1$ implies $\epsilon_2(e_1) = 1$.
- (3) If $\mathfrak{l} \sim e_1$, then $\epsilon_2(e_1)$ increases from 0 to 1, A_1 doesn't change, A_2 decreases by one and A_3 increases by one since
 - $s(f, e_1) = 1$ implies $\epsilon_2(f) = 0$, whereas $s(f, e_1) = -1$ implies $\epsilon_2(f) = 1$;
 - $s(e_2, e_1) = 1$ implies $\epsilon_2(e_2) = 0$, whereas $s(e_2, e_1) = -1$ implies $\epsilon_2(e_2) = 1$.
- (4) If $\mathfrak{l} \sim -e_1$, then $\epsilon_2(e_1)$ decreases from 1 to 0, A_1 doesn't change, A_2 decreases by one and A_3 increases by one since
 - $s(f, e_1) = 1$ implies $\epsilon_2(f) = 1$, whereas $s(f, e_1) = -1$ implies $\epsilon_2(f) = 0$;

- $s(e_2, e_1) = 1$ implies $\epsilon_2(e_2) = 1$, whereas $s(e_2, e_1) = -1$ implies $\epsilon_2(e_2) = 0$.
- (5) If $\ell \sim e_2$, then $\epsilon_2(e_2)$ increases from 0 to 1, A_1 increases by one, A_2 doesn't change and A_3 decreases by one since
- $s(f, e_2) = 1$ implies $\epsilon_2(f) = 0$, whereas $s(f, e_2) = -1$ implies $\epsilon_2(f) = 1$;
 - $s(e_2, e_1) = 1$ implies $\epsilon_2(e_1) = 1$, whereas $s(e_2, e_1) = -1$ implies $\epsilon_2(e_1) = 0$.
- (6) If $\ell \sim -e_2$, then $\epsilon_2(e_2)$ decreases from 1 to 0, A_1 increases by one, A_2 doesn't change and A_3 decreases by one since
- $s(f, e_2) = 1$ implies $\epsilon_2(f) = 1$, whereas $s(f, e_2) = -1$ implies $\epsilon_2(f) = 0$;
 - $s(e_2, e_1) = 1$ implies $\epsilon_2(e_1) = 0$, whereas $s(e_2, e_1) = -1$ implies $\epsilon_2(e_1) = 1$.

□

We are now ready to complete the proof of Lemmas 4.6.2, 4.6.3 at all internal vertices belonging to \mathcal{P}_0 or to \mathcal{Q}_0 . First of all, inserting (A.10) and (A.11) into (A.6) and (A.8), it is evident that (A.6) holds if and only if (A.8) holds. Therefore it is sufficient to prove (A.8) for a fixed gauge ray direction, say $\ell \sim f$ and $\epsilon_2(e_1) = 0$. Then there are two generic configurations: either $s(e_1, e_2) = -1$ (see Figure 47) or $s(e_1, e_2) = 1$ (see Figure 48).

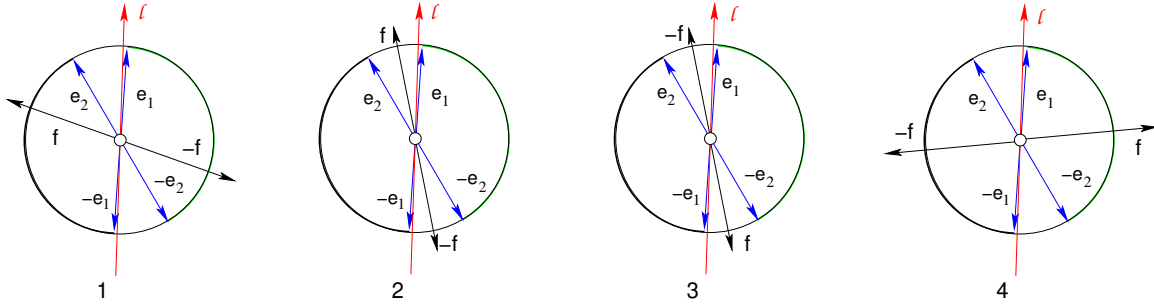


FIGURE 47. The representation of sectors corresponding to the vertex configurations at a white vertex when $\ell \sim e_1$ and $s(e_2, e_1) = -1$.

In the first case ($s(e_2, e_1) = -1$), $\epsilon_2(e_2) = 1$, $\epsilon_2(e_1) = 0$, and

$$W_w(e_1, e_2, -f) = \frac{[s(f, e_2) + s(f, e_1)][1 - \epsilon_2(f)]^2 - 2}{2} \pmod{2}.$$

Therefore (A.8) holds in all configurations, since

- (1) If f rotates clockwise from $-e_1$ to e_1 (configurations 1 and 2 in Figure 47), $\epsilon_2(f) = 1$, $W_w(e_1, e_2, -f) = 1 \pmod{2}$ and $\epsilon(-f) - \epsilon_1(e_1) = 1 \pmod{2}$;

- (2) If f rotates from e_1 to $-e_2$ (configuration 3 in Figure 47), $\epsilon_2(f) = 0$, $s(f, e_1) = 1$, $s(f, e_2) = -1$, $W_w(e_1, e_2, -f) = 1 \pmod{2}$ and $\epsilon(-f) - \epsilon_1(e_1) = 1 \pmod{2}$;
- (3) If f rotates clockwise from $-e_2$ to e_1 (configuration 4 in Figure 47), $\epsilon_2(f) = 0$, $s(f, e_1) = 1$, $s(f, e_2) = 1$, $W_w(e_1, e_2, -f) = 0 \pmod{2}$, $\epsilon(-f) - \epsilon_1(e_1) = 0$.

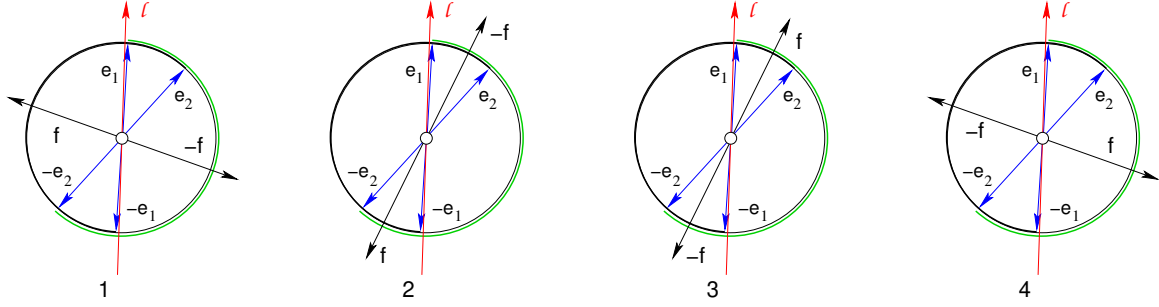


FIGURE 48. The representation of sectors corresponding to the vertex configurations at a white vertex when $l \sim e_1$ and $s(e_2, e_1) = 1$.

In the second case ($s(e_2, e_1) = 1$), $\epsilon_2(e_2) = 0$, $\epsilon_2(e_1) = 0$, and

$$W_w(e_1, e_2, -f) = \frac{s(f, e_2)[\epsilon_2(f)]^2 + s(f, e_1)[1 - \epsilon_2(f)]^2 - 1}{2} \pmod{2}.$$

Therefore (A.8) holds in all configurations, since

- (1) If f rotates clockwise from $-e_2$ to e_1 (configuration 1 and 2 in Figure 48), $\epsilon_2(f) = 1$, $s(f, e_2) = -1$, $W_w(e_1, e_2, -f) = 1 \pmod{2}$ and $\epsilon(-f) - \epsilon_1(e_1) = 1 \pmod{2}$;
- (2) If f rotates from $-e_1$ to $-e_2$ (configuration 2 in Figure 48), $\epsilon_2(f) = 0$, $s(f, e_1) = 1$, $W_w(e_1, e_2, -f) = 0 \pmod{2}$ and $\epsilon(-f) - \epsilon_1(e_1) = 0 \pmod{2}$;
- (3) If f rotates clockwise from e_1 to $-e_1$ (configurations 3 and 4 in Figure 48), $\epsilon_2(f) = 0$, $s(f, e_1) = 1$, $W_w(e_1, e_2, -f) = 0 \pmod{2}$ and $\epsilon(-f) - \epsilon_1(e_1) = 0$.

Finally in the non generic configuration when e_1 and e_2 are parallel, (A.8) becomes

$$\frac{1}{2}(s(f, e_1) + 3) = \epsilon(-f) - \epsilon(e_1) \pmod{2}.$$

Then $s(f, e_1) = 1$ if and only if $-f$ is to the left of e_1 and the above equality holds true. \square

REFERENCES

- [1] S. Abenda, *On a family of KP multi-line solitons associated to rational degenerations of real hyperelliptic curves and to the finite non-periodic Toda hierarchy*, J.Geom.Phys. **119** (2017) 112–138.

- [2] S. Abenda, *On some properties of KP-II soliton divisors in $Gr^{TP}(2,4)$* , Ricerche di Matematica (2018), <https://doi.org/10.1007/s11587-018-0381-0>.
- [3] S. Abenda, P.G. Grinevich, *Rational degenerations of M -curves, totally positive Grassmannians and KP-solitons*, Commun. Math. Phys. **361** Issue 3 (2018) 1029–1081.
- [4] S. Abenda, P.G. Grinevich, *Real soliton lattices of the Kadomtsev Petviashvili II equation and desingularization of spectral curves: the $Gr^TP(2,4)$ case*, Proc. Steklov Inst. of Math. **302** Issue 1 (2018) 1–15, arXiv:1803.10968.
- [5] S. Abenda, P.G. Grinevich, *Reducible M -curves for Le-networks in the totally-nonnegative Grassmannian and KP-II multiline solitons*, arXiv:1805.05641.
- [6] E. Arbarello, M. Cornalba, P.A. Griffiths, *Geometry of algebraic curves. Volume II. With a contribution by Joseph Daniel Harris*, Grundlehren der Mathematischen Wissenschaften 268, Springer, Heidelberg, (2011) xxx+963 pp.
- [7] N. Arkani-Hamed, J.L. Bourjaily, F. Cachazo, A.B. Goncharov, A. Postnikov, J. Trnka, *Scattering Amplitudes and the Positive Grassmannian*, arXiv:1212.5605.
- [8] N. Arkani-Hamed, J.L. Bourjaily, F. Cachazo, A.B. Goncharov, A. Postnikov, J. Trnka, *Grassmannian geometry of scattering amplitudes*, Cambridge University Press, Cambridge, (2016), ix+194 pp.
- [9] N. Arkani-Hamed, H. Thomas, J. Trnka, *Unwinding the amplituhedron in binary*, J. High Energy Phys. 2018, no. 1, 016, front matter+40 pp.
- [10] M. Atiyah, M. Dunajski, L.J. Mason, *Twistor theory at fifty: from contour integrals to twistor strings*, Proc. A. **473** (2017), 20170530, 33 pp.
- [11] G. Biondini, Yu. Kodama, *On a family of solutions of the Kadomtsev-Petviashvili equation which also satisfy the Toda lattice hierarchy*, Journal of Phys. A: Math. Gen. **36** (2003) 10519–10536.
- [12] M. Boiti, F. Pempinelli, A.K. Pogrebkov, B. Prinari, *Towards an inverse scattering theory for non-decaying potentials of the heat equation*, Inverse Problems **17** (2001) 937–957.
- [13] V. Buchstaber, A. Glutsyuk, *Total positivity, Grassmannian and modified Bessel functions*, arXiv:1708.02154.
- [14] S. Chakravarty, Y. Kodama, *Soliton solutions of the KP equation and application to shallow water waves*. Stud. Appl. Math. **123** (2009) 83–151.
- [15] S. Corteel, L.K. Williams, *Tableaux combinatorics for the asymmetric exclusion process*, Adv. in Appl. Math. 39 (3) (2007) 293–310.
- [16] L.A. Dickey, *Soliton equations and Hamiltonian systems*. Second edition. Advanced Series in Mathematical Physics, 26. World Scientific Publishing Co., Inc., River Edge, NJ, 2003. xii+408 pp.
- [17] A. Dimakis, F. Müller-Hoissen, *KP line solitons and Tamari lattices*, J. Phys. A **44** (2011), no. 2, 025203, 49 pp.
- [18] B.A. Dubrovin, *Theta functions and non-linear equations*, Russian Math. Surveys, **36**:2 (1981), 11–92.
- [19] B.A. Dubrovin, I.M. Krichever, S.P. Novikov, *Integrable systems*. Dynamical systems, IV, 177–332, Encyclopaedia Math. Sci., 4, Springer, Berlin, (2001).
- [20] B. A. Dubrovin, S.M. Natanzon, *Real theta-function solutions of the Kadomtsev-Petviashvili equation*. Izv. Akad. Nauk SSSR Ser. Mat. **52** (1988) 267–286.

- [21] V.Fock, A. Goncharov, *Moduli spaces of local systems and higher Teichmüller theory*, Publ.Math. I.H.E.S. **103** (2006), 1–211.
- [22] S. Fomin. *Loop-erased walks and total positivity*, Transactions of the AMS, **353**:9 (2001), 3563–3583.
- [23] S. Fomin, P. Pylyavskyy, E. Shustin, *Morsifications and mutations*, arXiv:1711.10598 (2017).
- [24] S. Fomin, A. Zelevinsky, *Double Bruhat cells and total positivity*. J. Amer. Math. Soc. **12** (1999) 335–380.
- [25] S. Fomin, A. Zelevinsky, *Cluster algebras I: foundations*. J. Am. Math. Soc. **15** (2002) 497–529.
- [26] N.C. Freeman, J.J.C. Nimmo, *Soliton solutions of the Korteweg de Vries and the Kadomtsev-Petviashvili equations: the Wronskian technique*, Proc. R. Soc. Lond. A **389** (1983), 319–329.
- [27] F.R. Gantmacher, M.G. Krein, *Sur les matrices oscillatoires*. C.R. Acad. Sci. Paris **201** (1935) 577–579.
- [28] F.R. Gantmacher, M.G. Krein, *Oscillation Matrices and Kernels and Small Vibrations of Mechanical Systems*. (Russian), Gostekhizdat, Moscow- Leningrad, (1941), second edition (1950); German transl. as Oszillationsmatrizen, Oszillationskerne und kleine Schwingungen mechanischer Systeme, Akademie Verlag, Berlin, (1960); English transl. as Oscillation Matrices and Kernels and Small Vibrations of Mechanical Systems, USAEC, (1961), and also a revised English edition from AMS Chelsea Publ., (2002).
- [29] M. Gekhtman, M. Shapiro, A. Vainshtein, *Cluster algebras and Poisson geometry*. Mathematical Surveys and Monographs, 167. American Mathematical Society, Providence, RI, (2010), xvi+246 pp.
- [30] I. M. Gel’fand, R. M. Goresky, R. D. MacPherson, V. V. Serganova, *Combinatorial geometries, convex polyhedra, and Schubert cells*. Adv. in Math. **63** (1987), no. 3, 301–316.
- [31] I.M Gel’fand and V.V. Serganova, *Combinatorial geometries and torus strata on homogeneous compact manifolds*. Russian Mathematical Surveys, **42** (1987), no. 2, 133–168.
- [32] A.B. Goncharov, R. Kenyon, *Dimers and cluster integrable systems*, Ann. Sci. Éc. Norm. Supér. (4) **46** (2013), no. 5, 747–813.
- [33] A. Harnack, *Über die Vieltheiligkeit der ebenen algebraischen Curven*. Math. Ann. **10** (1876) 189–199.
- [34] R. Hirota, *The direct method in soliton theory*. Cambridge Tracts in Mathematics, 155. Cambridge University Press, Cambridge, 2004. xii+200 pp.
- [35] B.B. Kadomtsev, V.I. Petviashvili, *On the stability of solitary waves in weakly dispersive media*, Sov. Phys. Dokl. **15** (1970) 539–541.
- [36] S. Karlin, *”Total Positivity, Vol. 1*. Stanford, 1968.
- [37] Y. Kodama, L.K. Williams, *The Deodhar decomposition of the Grassmannian and the regularity of KP solitons*. Adv. Math. **244** (2013) 979–1032.
- [38] Y. Kodama, L.K. Williams, *KP solitons and total positivity for the Grassmannian*. Invent. Math. **198** (2014) 637–699.
- [39] I.M. Krichever, *An algebraic-geometric construction of the Zakharov-Shabat equations and their periodic solutions*. (Russian) Dokl. Akad. Nauk SSSR **227** (1976) 291–294.
- [40] I.M. Krichever, *Integration of nonlinear equations by the methods of algebraic geometry*. (Russian) Funkcional. Anal. i Prilozen. **11** (1977) 15–31, 96.
- [41] I.M. Krichever, *Spectral theory of finite-zone nonstationary Schrödinger operators. A nonstationary Peierls model*, Functional Analysis and Its Applications, **20**:3 (1986), 203–214.

- [42] I.M. Krichever, *Spectral theory of two-dimensional periodic operators and its applications*, Russian Math. Surveys, **44**:8 (1989), 146–225
- [43] I.M. Krichever, *The τ -function of the universal Whitham hierarchy, matrix models and topological field theories*, Comm. Pure Appl. Math., **47** (1994), 437–475.
- [44] I.M. Krichever, K.L. Vaninsky, *The periodic and open Toda lattice*, AMS/IP Stud. Adv. Math., **33**, Amer. Math. Soc., Providence, RI, (2002), 139–158.
- [45] T. Lam, *Dimers, webs, and positroids*, J. Lond. Math. Soc. (2) **92** (2015), no. 3, 633–656.
- [46] T. Lam, *Totally nonnegative Grassmannian and Grassmann polytopes*, Current developments in mathematics 2014, 51–152, Int. Press, Somerville, MA, (2016).
- [47] G. Lawler, *Intersections of random walks*, Birkhäuser, (1991).
- [48] G. Lusztig, *Total positivity in reductive groups*, Lie Theory and Geometry: in honor of B. Kostant, Progress in Mathematics **123**, Birkhäuser, Boston, (1994), 531–568.
- [49] G. Lusztig, *Total positivity in partial flag manifolds*, Representation Theory, **2** (1998), 70–78.
- [50] T.M. Malanyuk, *A class of exact solutions of the Kadomtsev-Petviashvili equation*. Russian Math. Surveys, **46**:3 (1991), 225–227.
- [51] V.B. Matveev, *Some comments on the rational solutions of the Zakharov-Schabat equations*. Letters in Mathematical Physics, **3** (1979), 503–512.
- [52] T. Miwa, M. Jimbo, E. Date, *Solitons. Differential equations, symmetries and infinite-dimensional algebras*. Cambridge Tracts in Mathematics, 135. Cambridge University Press, Cambridge, 2000. x+108 pp.
- [53] A. Nakayashiki, *On Reducible Degeneration of Hyperelliptic Curves and Soliton Solutions*, SIGMA, **15** (2019), 009, 18 pages.
- [54] S.M. Natanzon, *Moduli of real algebraic surfaces, and their superanalogues. Differentials, spinors, and Jacobians of real curves*, Russian Mathematical Surveys, **54**:6 (1999), 1091–1147.
- [55] S.P. Novikov, *The periodic problem for the Korteweg-de Vries equation*, Functional Analysis and Its Applications, **8**:3 (1974), 236–246.
- [56] S. Oh, A. Postnikov, D.E. Speyer, *Weak separation and plabic graphs*, Proc. Lond. Math. Soc. (3) **110** (2015), no. 3, 721–754.
- [57] A. Postnikov, *Total positivity, Grassmannians, and networks.*, arXiv:math/0609764 [math.CO].
- [58] A. Postnikov, *Positive Grassmannian and polyhedral subdivisions*, arXiv:1806.05307.
- [59] A. Postnikov, D. Speyer, L. Williams, *Matching polytopes, toric geometry, and the totally non-negative Grassmannian*. J. Algebraic Combin. **30** (2009), no. 2, 173–191.
- [60] K. Rietsch, *An algebraic cell decomposition of the nonnegative part of a flag variety*, Journal of Algebra **213** (1999), no. 1, 144–154.
- [61] M. Sato, *Soliton equations as dynamical systems on infinite-dimensional Grassmann manifold*. in: Nonlinear PDEs in Applied Sciences (US-Japan Seminar, Tokyo), P. Lax and H. Fujita eds., North-Holland, Amsterdam (1982) 259–271.
- [62] I. Schoenberg, *Über variationsvermindende lineare Transformationen*, Math. Zeit. **32**, (1930), 321–328.
- [63] J.S. Scott, *Grassmannians and cluster algebras*, Proc. London Math. Soc. **92** (2006), 345–380.

- [64] I.A. Taimanov, *Singular spectral curves in finite-gap integration*, Russian Mathematical Surveys, **66**:1 (2011), 107–144.
- [65] K. Talaska, *A Formula for Plücker Coordinates Associated with a Planar Network*, IMRN, **2008**, (2008), Article ID rnn081, 19 pages.
- [66] O. Ya. Viro, *Real plane algebraic curves: constructions with controlled topology* Leningrad Math. J. **1** (1990), no. 5, 1059–1134.
- [67] V.E. Zakharov, A. B. Shabat, *A scheme for integrating the nonlinear equations of mathematical physics by the method of the inverse scattering problem. I*, Funct. Anal. and Its Appl., **8** (1974), Issue 3, 226–235.

DIPARTIMENTO DI MATEMATICA, UNIVERSITÀ DI BOLOGNA, P.ZZA DI PORTA SAN DONATO 5, I-40126 BOLOGNA BO, ITALY

E-mail address: `simonetta.abenda@unibo.it`

L.D.LANDAU INSTITUTE FOR THEORETICAL PHYSICS, PR. AK SEMENOVA 1A, CHERNOGOLOVKA, 142432, RUSSIA, `pgg@LANDAU.AC.RU`, LOMONOSOV MOSCOW STATE UNIVERSITY, FACULTY OF MECHANICS AND MATHEMATICS, RUSSIA, 119991, MOSCOW, GSP-1, 1 LENINSKIYE GORY, MAIN BUILDING,, MOSCOW INSTITUTE OF PHYSICS AND TECHNOLOGY, 9 INSTITUTSKIY PER., DOLGOPRUDNY, MOSCOW REGION, 141700, RUSSIA.