

Modified Dark Matter in Galaxies and Galaxy Clusters

D. Edmonds¹, D. Farrah², D. Minic², Y. J. Ng³, T. Takeuchi²

¹Department of Physics, The Pennsylvania State University, Hazleton

²Department of Physics, Center for Neutrino Physics, Virginia Tech

³Institute of Field Physics, Department of Physics and Astronomy, University of North Carolina, Chapel Hill

Received 29 December 2017

Abstract.

Modified Dark Matter (MDM) is a phenomenological model of dark matter, inspired by gravitational thermodynamics, that naturally accounts for the universal acceleration constant observed in galactic rotation curve data; a critical acceleration related to the cosmological constant, Λ , appears as a phenomenological manifestation of MDM. We show that the resulting mass profiles, which are sensitive to Λ , are consistent with observations at the galactic and galaxy cluster scales. Our results suggest that dark matter mass profiles contain information about the cosmological constant in a non-trivial way.

PACS number: 95.35.+d

1 Introduction

This paper is based on a talk given at the March 2017 conference of the Bahamas Advanced Study Institute and Conferences (BASIC).

There is strong evidence that the ‘missing mass’ problem cannot be fully solved by modifying General Relativity, but will require extra sources, generally referred to as dark matter (DM) which are non-baryonic. This is most evident in the formation of large-scale structures (LSS) that agree with observations^{1–5} as well as comparisons of the observed deuterium to hydrogen ratio to that expected from Big Bang nucleosynthesis, which shows that the bulk of matter cannot be baryonic.⁶ Observations of the power spectrum of anisotropies in the cosmic microwave background (CMB) are consistent with at least most DM being non-relativistic (*i.e.* cold) and diffuse.^{7–11} Other evidence includes the observations of colliding galaxy clusters, which are straightforward to explain with non-baryonic cold DM¹² but convoluted to explain in competing models.^{13,14}

A current problem is to understand the nature of DM. The standard paradigm of a cold, diffuse, non-relativistic DM is known as the Cold Dark Matter (CDM)

paradigm.^{15–18} It is notable that CDM is not particularly restrictive with models that fit this framework; all that is required is a Weakly Interacting Massive Particle (WIMP) in which extra and independent (from the baryonic matter) degrees of freedom are described by new weakly-interacting quantum fields,¹⁹ but in which (at least from the astrophysical perspective) the mass and interaction cross section of individual WIMPs are barely constrained¹. Note that the standard cosmological model, Λ CDM, assumes that the dark energy sector is modeled with the cosmological constant Λ (i.e. vacuum energy), and this will remain the case in our discussion of the MDM proposal.

An obvious candidate for DM is baryons that are not easily detectable by observations of photons, either in absorption or emission. This led to Massive Compact Halo Object (MACHO) models, in which the DM consists of brown dwarfs, neutron stars, black holes and/or other collapsed objects. However, exhaustive searches for microlensing events that would signify the presence of such objects in our Milky Way’s halo turned up far too few events to make MACHOs a significant source of DM,^{23–27} though recent discoveries by LIGO of gravitational waves from mergers of intermediate mass black holes^{28,29} have revived interest in the possibility that DM comprises primordial intermediate-mass black holes (PIMBHs).

2 The Mass Discrepancy Acceleration Relation in Galaxies and Galaxy Clusters

At the galactic scale, there is an intriguing relation between dark matter and baryonic matter (BM). McGaugh and collaborators have emphasized the mass-discrepancy acceleration relation (MDAR) that occurs in a sample of galaxies with very different morphologies, spanning a wide range of stellar mass.^{30–32} This correlation is expressed as a relation between the observed acceleration a_{obs} and the expected acceleration a_{bar} from baryonic matter only as

$$a_{\text{obs}} = \frac{a_{\text{bar}}}{1 - e^{-\sqrt{a_{\text{bar}}/\bar{a}_0}}}, \quad (1)$$

where the universal acceleration constant $\bar{a}_0 = (1.20 \pm 0.02) \times 10^{-10} \text{m/s}^2$, as determined by data fits. Here we have written \bar{a}_0 rather than $a_0 \approx cH_0$, which we will use in our formulation of MDM. Given that the Hubble parameter is $H_0 = (67.74 \pm 0.46) \text{km/s/Mpc}$ (see Table 4 of Ref. 33)¹ it has been noted that

$$\bar{a}_0 \approx \frac{cH_0}{2\pi}, \quad (2)$$

which suggests that the constant a_0 may be cosmological in origin.³⁴

¹We will not discuss alternative dark matter scenarios that include warm dark matter models,²⁰ axions,²¹ and hidden sectors²² in this paper.

¹That is, $H_0 = [(6.581 \pm 0.045) \times 10^{-8} \text{cm/s}^2] / c$.

MDM in Galaxies and Galaxy Clusters

Fig. 1 is similar to the one presented in Ref. 31, but for a different data set: We use galactic rotation curve data from the sample of Ursa Major galaxies represented in Ref. 35. The data is fit with a modified version of Eq. (1) where we introduce a scale factor

$$z = \frac{\alpha}{[1 + (r/r_{\text{MDM}})]} \quad (3)$$

which multiplies \bar{a}_0 :

$$a_{\text{obs}} = \frac{a_{\text{bar}}}{1 - e^{-\sqrt{a_{\text{bar}}/z\bar{a}_0}}} . \quad (4)$$

z is also the prefactor which appears in Eq. (17). For galaxies, $z \sim 1$, and this is the same formula used in Ref. 31. However, inclusion of z allows for consistency when we go to the galaxy cluster scale, where Eq. (1) does not fit the data well.

We would like to address the following question: Does the MDAR hold in galaxy clusters? If so, the correlation of mass profiles of DM and BM should have significance beyond coincidences of galactic dynamics within a DM halo composed of WIMPs. In other words, if the MDAR appears at different astrophysical scales, it could be pointing to yet unknown properties of the DM quanta.

We investigate this possibility in a sample of thirteen galaxy clusters. MDM data fits for individual clusters in this sample were presented in Ref. 36 (see Fig. 5 for an example). Fig. 2 shows a correlation between DM and BM in the sample. The black squares represent the data fitting functions developed in Ref. 37. Our fitting function for galaxy clusters has the same form as the function used for galaxies, Eq. (4), with z appropriate for the galaxy cluster scale. We plot the function for two values of the acceleration scale: For the dashed red line, we use \bar{a}_0 , and for the solid red line, we replace \bar{a}_0 in Eq. (4) with a_0 . Note that we use the same scale distance r_{MDM} for all galaxy clusters in this plot, while in the fits presented later, this scale is allowed to vary for different clusters. Using a single value increases the scatter in the data.

The MDAR for galaxy clusters is less clear than for galaxies. We do not, however, expect the correlation between DM and BM to be as tight in galaxy clusters as it is in galaxies. One of the attributes of the MDM model is that it must decouple from baryons at the cosmological scale. Exactly how this de-coupling occurs is currently under investigation. Since baryons should not be sensitive to Λ , the presence of a_0 in the data is expected to be due to the DM. Any de-coupling of DM and BM will therefore increase the scatter in the correlations. Furthermore, observations of galaxy clusters indicate that there are significantly fewer baryons than the cosmic baryon fraction. However, there are indications that the baryons may be pushed to larger radii.³⁸ In any case, astrophysical properties of the baryonic content of galaxy clusters along with observational difficulties can easily lead to significant scatter in correlated variables.

To better see the connection between DM and BM, we plot in Fig. 3 the total mass M_{dyn} versus the baryonic mass M_{bar} , both scaled to the total mass within the radius where the critical overdensity is 2500. While the correlation is not

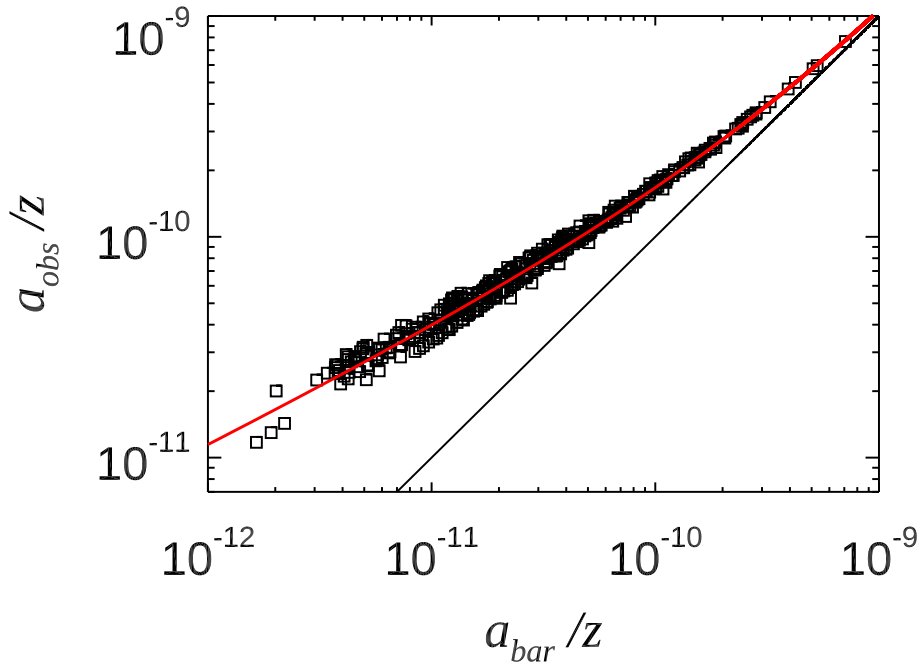


Figure 1. Comparison of observed accelerations and accelerations expected from baryons in galaxies. The black squares are 386 data points from a sample of 30 galaxies presented in this paper. The black line is what we expect from Newtonian physics and no dark matter. The red line is the prediction of Eq. 4.

very tight, the thick, blue line, given by

$$\frac{M_{\text{dyn}}}{M_{2500}} = \langle z \rangle \left\langle \frac{M_{\text{bar}}}{M_{2500}} \right\rangle \left(\frac{a_0}{\langle a \rangle} \right)^2, \quad (5)$$

provides a reasonable estimate for the amount of DM in a galaxy cluster for a given amount of BM, and this estimate is very sensitive to the value of a_0 .

Another plot that illustrates the presence of a_0 in galaxy cluster data is presented in Fig. 4, where we plot the (scaled) acceleration as a function of distance for our sample of galaxy clusters. The thick, blue line fit to the data for this plot uses the same MDM model as used in Fig. 3:

$$\frac{a_{\text{dyn}}}{a_{\text{fid}}} = \langle z \rangle \frac{\langle M_{\text{bar}}/M_{2500} \rangle}{(R/\langle R_{500} \rangle)^2} \left(\frac{a_0}{\langle a \rangle} \right)^2, \quad (6)$$

where R_{500} is distance from the center to the region where the critical overdensity is 500.

Notice that the above correlations are difficult to motivate within purely collisionless CDM. However, it may be possible to reconcile these results with WIMP models^{39,40} by relying on dissipative baryonic dynamics.

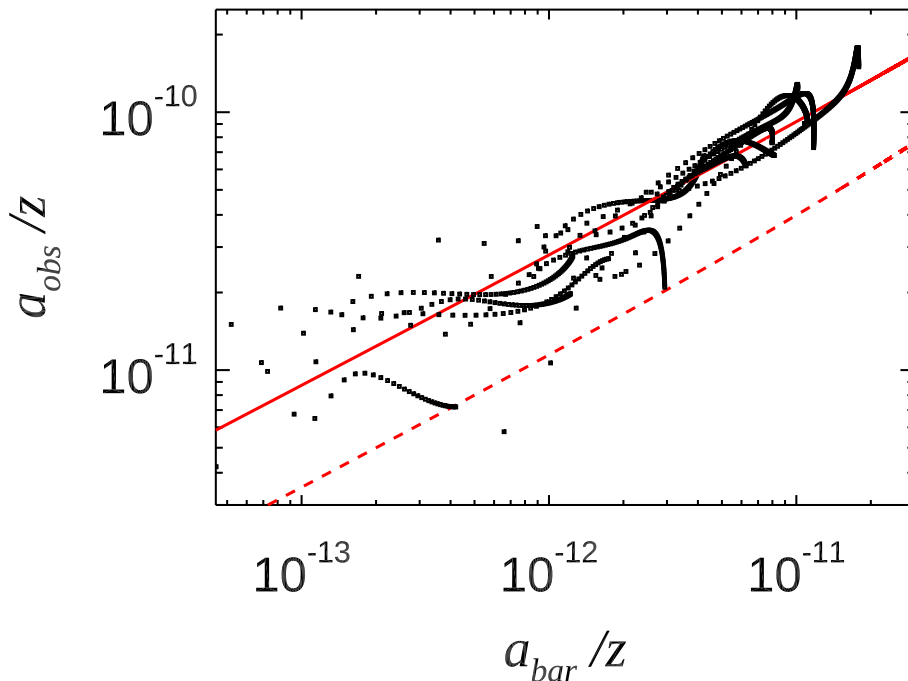


Figure 2. Comparison of observed accelerations and accelerations expected from baryons in galaxy clusters. The black squares represent fits to data from a sample of 13 galaxy clusters.³⁷ The solid and dashed red lines are the predictions of Eq. 4 using a_0 and \bar{a}_0 , respectively.

On the other hand, the correlations could be pointing to yet unknown properties of DM which connects its distribution to that of BM at galactic scales, yet allows for de-coupling at cosmological scales. Perhaps the more mysterious part of these relations is the appearance of the universal acceleration constant a_0 . If this acceleration a_0 is cosmological in origin and related to H_0 , how can the DM mass profile be sensitive to it?

3 Further Constraining CDM Models

In the absence of any direct detection of DM, it is important to look for other constraints that we should place on the nature and properties of DM in order to narrow down the list of possibilities. For this, we note that hints may be discernible in the tensions between observations and CDM models. We will focus on two observations at the galactic scale which strongly suggests that DM may not simply be extra, independent degrees of freedom. The aforementioned MDAR indicates a coupling between DM and BM governed by a universal acceleration scale $\bar{a}_0 \approx cH_0/2\pi$. The baryonic Tully-Fisher (TF) relation⁴¹ is a universal relation between the total observed baryonic mass (stars + gas) of a

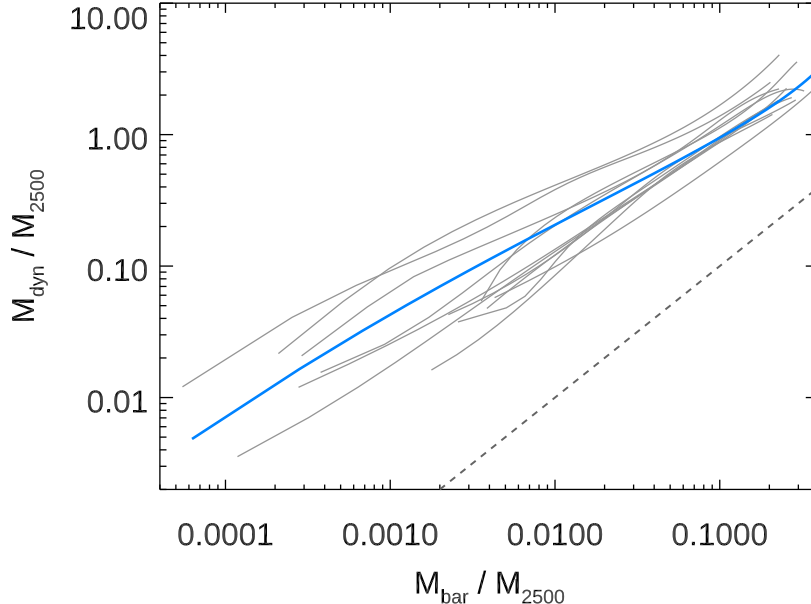


Figure 3. The solid gray lines represent the 12 galaxy clusters for which M_{2500} was available. The dashed gray line is the expected relationship between dynamical and baryonic mass for Newtonian gravity and no DM. The solid blue line is the relationship expected for MDM.

galaxy $M_{\text{bar,total}}$ and the asymptote of the galactic rotation curve v_∞ :

$$M_{\text{bar,total}} = Av_\infty^4, \quad A = (47 \pm 6) M_\odot \text{s}^4/\text{km}^4. \quad (7)$$

This relation holds regardless of the value of $M_{\text{bar,total}}$, or how it is distributed. Even when the shapes of the rotation curves are different, the asymptote is always the same for galaxies with the same baryonic mass. This is remarkable when one recognizes that the rotation velocity $v(r)$ at a distance r from the center of the galaxy is determined by the distribution of the sum of baryonic and dark matter, and not by baryonic matter alone. Nevertheless, the asymptotic velocity depends only on the total baryonic mass, again suggesting a correlation between the BM and DM mass distributions.

While it is not clear that current DM models naturally explain these relations, they are natural consequences of Milgrom’s MODified Newtonian Dynamics (MOND).^{42–44} (Note that one of the aims of our work is to provide a DM model that explains the baryonic Tully-Fisher relation and accounts for the acceleration scale a_0 .)

In MOND, which we consider to be a law of galactic dynamics analogous to

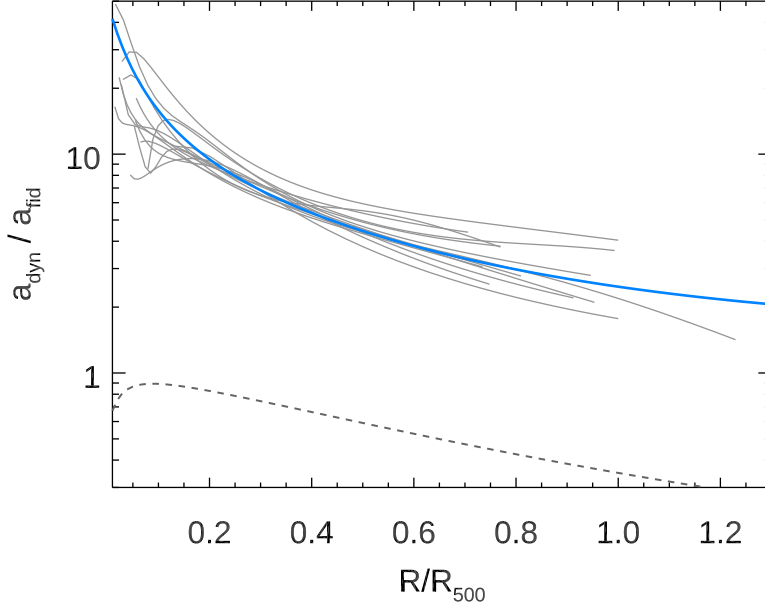


Figure 4. Colors and linestyles are the same as for Fig. 3.

Kepler's laws for solar system dynamics, it is postulated that a simple modification of Newton's equation of motion $F = ma$ leads to flat galactic rotation curves and the TF relation without requiring DM:

$$F = \begin{cases} ma & (a \gg \bar{a}_0) \\ ma^2/\bar{a}_0 & (a \ll \bar{a}_0) \end{cases}. \quad (8)$$

More specifically,

$$F = ma \mu(a/\bar{a}_0), \quad (9)$$

where $\mu(x) = 1$ for $x \gg 1$ and $\mu(x) = x$ for $x \ll 1$. The choice of interpolating functions $\mu(x)$ is arbitrary. This implies

$$a_{\text{obs}} = \begin{cases} a_{\text{bar}} & (a_{\text{bar}} \gg \bar{a}_0) \\ \sqrt{\bar{a}_0} a_{\text{bar}} & (a_{\text{bar}} \ll \bar{a}_0) \end{cases}, \quad (10)$$

i.e. the same relation implied by Eq. (1). Far away from the galactic center, we can expect the following baryonic acceleration

$$a_{\text{bar}}(r) = \frac{GM_{\text{bar, total}}}{r^2}, \quad (11)$$

and thus

$$v^2(r) = r a_{\text{obs}}(r) \xrightarrow{r \rightarrow \infty} r \sqrt{\bar{a}_0 a_{\text{bar}}(r)} = \sqrt{\bar{a}_0 G M_{\text{bar, total}}} \equiv v_{\infty}^2, \quad (12)$$

which gives us flat rotation curves¹ and

$$M_{\text{bar, total}} = \frac{v_{\infty}^4}{\bar{a}_0 G} = (63 M_{\odot} \text{ s}^4 / \text{km}^4) v_{\infty}^4, \quad (13)$$

cf. Eq. (7). Other studies of MOND¹ in the context of rotation curves include Refs. 47, 48.

We note, however, that MOND can also be interpreted as the introduction of a very specific type of DM. Consider a spherically symmetric distribution of baryonic matter where $M_{\text{bar}}(r)$ is the total baryonic mass enclosed in a sphere of radius r . Then, the gravitational force on a test mass m placed at r due to this distribution will be given by

$$F(r) = \frac{G M_{\text{bar}}(r) m}{r^2}. \quad (14)$$

Eq. (9) in this case can be rewritten as:

$$a(r) = \frac{1}{\mu(a(r)/\bar{a}_0)} \frac{G M_{\text{bar}}(r)}{r^2} \equiv \frac{G [M_{\text{bar}}(r) + M_{\text{DM}}(r)]}{r^2}, \quad (15)$$

where we identify

$$M_{\text{DM}}(r) = \left[\frac{1}{\mu(a(r)/\bar{a}_0)} - 1 \right] M_{\text{bar}}(r), \quad (16)$$

as the total DM mass within a radius of r from the center. Thus, to reproduce the success of MOND at galactic scales, we need a DM model which predicts such a mass distribution. (Note that such a dark matter model is *not* going to be an inversion of Milgrom’s MOND, *i.e.* it is *not* going to be a “phantom” dark matter, because it will have to work on all scales: galactic, cluster and cosmological.)

4 Modified Dark Matter

The question regarding the relation between the fundamental acceleration parameter a_0 and dark matter is still outstanding. The nature of this question motivated us to examine a new model for non-baryonic dark matter, which we term modified (or “Mondian”) dark matter, or simply, MDM. The idea here is that by taking into account the existence of the fundamental acceleration as well

¹In reality, rotation curves are not all flat; they display a variety of properties. See, e.g. Ref. 45.

¹There are also the relativistic versions AQUAL, RAQUEL and TeVeS; but they tend to be more limited in their predictive power. See Ref. 46 and references therein.

MDM in Galaxies and Galaxy Clusters

as of the baryonic TF relation, without modifying the Einstein equations, and thus Newtonian dynamics in the non-relativistic regimes, and by combining it with the non-baryonic dark matter paradigm, we should be able to sharpen the CDM proposal, and point towards a more focused origin of dark matter quanta. (At the moment, the nature of dark matter quanta is not constrained at all, and these can span enormous energy scales.)

The defining feature of the MDM proposal is that the modified dark matter profile should be sensitive to the fundamental acceleration a_0 , or alternatively, to the cosmological constant, at all scales (galactic, cluster and cosmological) and that on galactic scales the modified dark matter mass profile should be correlated to the baryonic mass profile. Our attempt is to modify the energy momentum tensor in such a way so that the modification depends both on the original baryonic source, and on the inertial properties, such as the acceleration, associated with the geometric side of Einstein's equation.

The idea is that the acceleration can be re-interpreted in terms of temperature of the Unruh-Hawking kind,^{49,50} and that in turn, such temperature can also be corrected by the presence of the cosmological constant, due to the fact that maximally symmetric spaces with positive cosmological constant, that is, asymptotically de Sitter spaces, also have a characteristic temperature associated with their cosmological horizons. This temperature can be rephrased as the fundamental acceleration. Furthermore, any excess temperature can be interpreted as excess energy, and thus as extra matter source. Thus, the fundamental origin of dark matter is tied to the thermal properties associated with gravity in the context of effective quantum field theory in curved spacetime.

The main result of our investigation can be summarized in the following formula¹ for the mass profile of non-baryonic dark matter, which relates the mass of the dark matter (M') with the mass of the baryonic matter (M) via an acceleration parameter a_0 ;

$$\frac{M'}{M} = \frac{\alpha}{[1 + (r/r_{\text{MDM}})]} \left[\frac{a_0^2}{(a_{\text{obs}} + a_0)^2 - a_0^2} \right], \quad (17)$$

where a_{obs} is the observed acceleration, r the radial distance, r_{MDM} is a dark matter distance scale, and α is constant factor that is of order 1 for galaxies and 100 for galaxy clusters.² Note that for the case of galaxies $r/r_{\text{MDM}} \rightarrow 0$, and then the mass profile reduces simply to

$$\frac{M'}{M} = \frac{1}{2} \left[\frac{a_0^2}{(a_{\text{obs}} + a_0)^2 - a_0^2} \right], \quad (18)$$

where the factor of 1/2 is the value of α as determined by considerations of gravitational thermodynamics (see Ref. 51). Thus, this profile works both on galactic and cluster scales, and how well it works can be seen in data fits: see

¹Details of obtaining this result are presented in Ref. 36

²The value of α for galaxy clusters is currently not well-constrained. Values between ~ 50 to 100 fit the data in our sample well. In this paper, we use $\alpha = 50$ for our galaxy cluster fits.

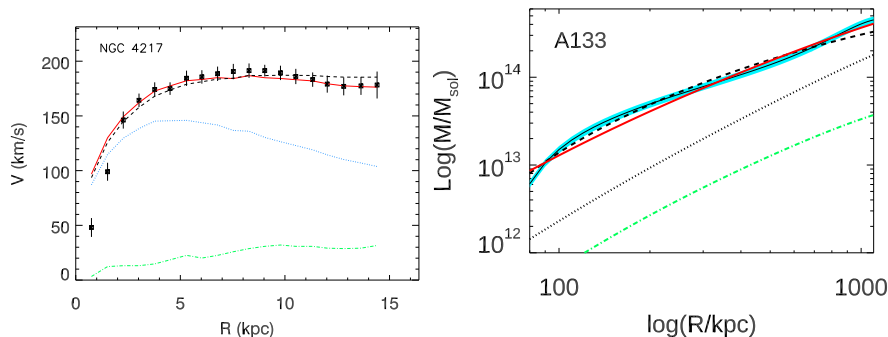


Figure 5. *Left: Galactic rotation curves.* The observed rotation curve is depicted by points with error bars. The solid red and dashed black lines are the MDM and CDM rotation curves, respectively. Newtonian curves for the stellar and gas components of the baryonic matter are depicted by dotted blue and dot-dashed green lines, respectively. The mass of the stellar component is derived from the M/L ratio determined from MDM fits to the rotation curve. *Right: Galaxy Clusters* The solid black line with blue shaded region represents the measured mass profile and error bars, respectively. The green dot-dashed line is the baryonic content (gas only) and the black dotted line is the ‘phantom dark matter’ predicted by MOND. The black dashed line is the best-fit NFW profile, and the solid red line is the best-fit MDM model.

Fig. 3 and Fig. 4. In previous papers, we have tested MDM predictions with galactic rotation curves for 30 galaxies and observed mass profiles for 13 galactic clusters.^{35,36,51} Also, based on very general arguments, MDM should work on cosmological scales where it is consistent with the Λ CDM paradigm.⁵²

5 Discussion

Our studies of the modified dark matter mass profiles performed in the context of galaxies and the galaxy clusters reveal a characteristic acceleration that is set by the value of the Hubble constant. Various studies of galactic rotation curves performed by McGaugh et al.,³² Frenk et al.,³⁹ Mannheim et al.,⁵³ reveal the existence of an acceleration floor in a variety of contexts involving observational data (McGaugh), Λ CDM numerical simulations (Frenk), or modified gravity (Mannheim).¹ This acceleration floor is approximately equal to the one tenth of the characteristic acceleration set by the value of the Hubble parameter. In data, the value is set by observations of dwarf spheroidal galaxies (dSphs).³² In DM halo simulations that include baryonic astrophysics, the value is determined by constraints on galaxy formation.⁴⁰ This observation is sometimes viewed as

¹A notable modification of gravity is Moffat’s MoG.^{54,55} To our knowledge, the acceleration floor has not been discussed in the context of MoG. It appears that MoG, in its current formulation, does not predict an acceleration floor. However, given its successes on multiple scales, it would be interesting to see if an acceleration floor emerges within the ranges of current observations.

a fundamental fact (McGaugh, Mannheim) or as a coincidence found in the realm of numerical simulation (Frenk) or, possibly, in data fits (Moffat). Here we wish to briefly point out that the value of the acceleration floor is still of the order of magnitude set by the Hubble constant, and that it is tied to the value of the cosmological constant. Now, it turns out that the classic work of Weinberg⁵⁶ reveals a bound on the value of the cosmological constant set by the formation of gravitationally bound states, such as galaxies. This is usually interpreted from an anthropic point of view. However, one can view this old observation by Weinberg as an indication that there exists a bound on the acceleration parameter which is tied to the formation of gravitationally bound states, such as galaxies, and thus, that the observed value for the acceleration floor is not coincidental, but that is set by the properties of the asymptotically de Sitter background in which we live. This nicely meshes with our view on the emergence of the fundamental acceleration parameter from the fundamental thermodynamic properties of de Sitter space, which leads to the modified dark matter dark profile.

We plan to elaborate on this observation in a separate publication. Here, we mention that the MDM mass profiles for galaxies predict an acceleration floor which is directly proportional to a_0 . This is true for galaxies, but we do not expect an acceleration floor in galaxy clusters. Based on the MDM mass profiles, we expect accelerations to asymptotically fall off as $1/r$.

A striking feature of the MDM (phenomenological) model is the sensitivity of DM to different scales. Thus, MDM quanta are not particle-like, but might be modeled as metaparticles, excitations of metastrings, which look roughly like two entangled particles in momentum space.^{57,58} Due to their extended (and thereby non-local) nature, such quanta could have unusual statistics, such as infinite statistics.^{59,60}

Acknowledgments

We are grateful for helpful discussions with C. Frenk, P. Mannheim, S. McGaugh and J. Moffat as well as participants of the BASIC 2017 conference. We thank Eduardo Guendelman and Thom Curtright for organizing this conference. We especially thank our former collaborator C. M. Ho for his tremendous contributions to every aspect of our work on MDM. DM thanks the Julian Schwinger Foundation for support. YJN was supported in part by the Bahnson Fund and the Kenan Professorship Research Fund of UNC.

References

- [1] M. Davis, G. Efstathiou, C. S. Frenk and S. D. M. White, *Astrophys. J.* **292** (May 1985) 371.
- [2] S. D. M. White and C. S. Frenk, *Astrophys. J.* **379** (September 1991) 52.
- [3] S. Cole, W. J. Percival, J. A. Peacock, P. Norberg, C. M. Baugh, C. S. Frenk, I. Baldry, J. Bland-Hawthorn, T. Bridges, R. Cannon, M. Colless, C. Collins,

- W. Couch, N. J. G. Cross, G. Dalton, V. R. Eke, R. De Propris, S. P. Driver, G. Efstathiou, R. S. Ellis, K. Glazebrook, C. Jackson, A. Jenkins, O. Lahav, I. Lewis, S. Lumsden, S. Maddox, D. Madgwick, B. A. Peterson, W. Sutherland and K. Taylor, *Mon. Not. Roy. Astron. Soc.* **362** (September 2005) 505, [astro-ph/0501174](#).
- [4] D. J. Eisenstein, I. Zehavi, D. W. Hogg, R. Scoccimarro, M. R. Blanton, R. C. Nichol, R. Scranton, H.-J. Seo, M. Tegmark, Z. Zheng, S. F. Anderson, J. Annis, N. Bahcall, J. Brinkmann, S. Burles, F. J. Castander, A. Connolly, I. Csabai, M. Doi, M. Fukugita, J. A. Frieman, K. Glazebrook, J. E. Gunn, J. S. Hendry, G. Hennessy, Z. Ivezić, S. Kent, G. R. Knapp, H. Lin, Y.-S. Loh, R. H. Lupton, B. Margon, T. A. McKay, A. Meiksin, J. A. Munn, A. Pope, M. W. Richmond, D. Schlegel, D. P. Schneider, K. Shimasaku, C. Stoughton, M. A. Strauss, M. SubbaRao, A. S. Szalay, I. Szapudi, D. L. Tucker, B. Yanny and D. G. York, *Astrophys. J.* **633** (November 2005) 560, [astro-ph/0501171](#).
- [5] V. Springel, S. D. M. White, A. Jenkins, C. S. Frenk, N. Yoshida, L. Gao, J. Navarro, R. Thacker, D. Croton, J. Helly, J. A. Peacock, S. Cole, P. Thomas, H. Couchman, A. Evrard, J. Colberg and F. Pearce, *Nature* **435** (June 2005) 629, [astro-ph/0504097](#).
- [6] R. H. Cyburt, *Phys. Rev. D* **70** (July 2004) 023505, [astro-ph/0401091](#).
- [7] G. F. Smoot, C. L. Bennett, A. Kogut, E. L. Wright, J. Aymon, N. W. Boggess, E. S. Cheng, G. de Amici, S. Gulkis, M. G. Hauser, G. Hinshaw, P. D. Jackson, M. Janssen, E. Kaita, T. Kelsall, P. Keegstra, C. Lineweaver, K. Loewenstein, P. Lubin, J. Mather, S. S. Meyer, S. H. Moseley, T. Murdock, L. Rokke, R. F. Silverberg, L. Tenorio, R. Weiss and D. T. Wilkinson, *Astrophys. J. Lett.* **396** (September 1992) L1.
- [8] P. de Bernardis, P. A. R. Ade, J. J. Bock, J. R. Bond, J. Borrill, A. Boscaleri, K. Coble, B. P. Crill, G. De Gasperis, P. C. Farese, P. G. Ferreira, K. Ganga, M. Giacometti, E. Hivon, V. V. Hristov, A. Iacoangeli, A. H. Jaffe, A. E. Lange, L. Martinis, S. Masi, P. V. Mason, P. D. Mauskopf, A. Melchiorri, L. Miglio, T. Montroy, C. B. Netterfield, E. Pascale, F. Piacentini, D. Pogosyan, S. Prunet, S. Rao, G. Romeo, J. E. Ruhl, F. Scaramuzzi, D. Sforna and N. Vittorio, *Nature* **404** (April 2000) 955, [astro-ph/0004404](#).
- [9] D. N. Spergel, R. Bean, O. Doré, M. R. Nolta, C. L. Bennett, J. Dunkley, G. Hinshaw, N. Jarosik, E. Komatsu, L. Page, H. V. Peiris, L. Verde, M. Halpern, R. S. Hill, A. Kogut, M. Limon, S. S. Meyer, N. Odegard, G. S. Tucker, J. L. Weiland, E. Wollack and E. L. Wright, *Astrophys. J. Suppl.* **170** (June 2007) 377, [astro-ph/0603449](#).
- [10] E. Komatsu, K. M. Smith, J. Dunkley, C. L. Bennett, B. Gold, G. Hinshaw, N. Jarosik, D. Larson, M. R. Nolta, L. Page, D. N. Spergel, M. Halpern, R. S. Hill, A. Kogut, M. Limon, S. S. Meyer, N. Odegard, G. S. Tucker, J. L. Weiland, E. Wollack and E. L. Wright, *Astrophys. J. Suppl.* **192** (February 2011) 18, [arXiv:1001.4538 \[astro-ph.CO\]](#).
- [11] Planck Collaboration, P. A. R. Ade, N. Aghanim, M. Arnaud, M. Ashdown, J. Aumont, C. Baccigalupi, A. J. Banday, R. B. Barreiro, J. G. Bartlett and et al., *Astron. & Astrophys.* **594** (September 2016) A13, [arXiv:1502.01589](#).
- [12] D. Clowe, M. Bradač, A. H. Gonzalez, M. Markevitch, S. W. Randall, C. Jones and D. Zaritsky, *Astrophys. J. Lett.* **648** (September 2006) L109, [astro-ph/0608407](#).

MDM in Galaxies and Galaxy Clusters

- [13] G. W. Angus, B. Famaey and H. S. Zhao, *Mon. Not. Roy. Astron. Soc.* **371** (September 2006) 138, [astro-ph/0606216](#).
- [14] X. Li, M.-H. Li, H.-N. Lin and Z. Chang, *Mon. Not. Roy. Astron. Soc.* **428** (February 2013) 2939, [arXiv:1209.3086](#) [[astro-ph.GA](#)].
- [15] P. J. E. Peebles, *Astrophys. J.* **263** (1982) L1.
- [16] J. R. Bond, A. S. Szalay and M. S. Turner, *Phys. Rev. Lett.* **48** (1982) 1636.
- [17] G. R. Blumenthal, H. Pagels and J. R. Primack, *Nature* **299** (1982) 37.
- [18] G. R. Blumenthal, S. M. Faber, J. R. Primack and M. J. Rees, *Nature* **311** (1984) 517.
- [19] G. Jungman, M. Kamionkowski and K. Griest, *Phys. Rept.* **267** (1996) 195, [arXiv:hep-ph/9506380](#) [[hep-ph](#)].
- [20] P. Bode, J. P. Ostriker and N. Turok, *Astrophys. J.* **556** (2001) 93, [arXiv:astro-ph/0010389](#) [[astro-ph](#)].
- [21] ADMX Collaboration (S. J. Asztalos *et al.*), *Phys. Rev. Lett.* **104** (2010) 041301, [arXiv:0910.5914](#) [[astro-ph.CO](#)].
- [22] M. J. Strassler and K. M. Zurek, *Phys. Lett.* **B651** (2007) 374, [arXiv:hep-ph/0604261](#) [[hep-ph](#)].
- [23] C. Alcock, R. A. Allsman, T. S. Axelrod, D. P. Bennett, K. H. Cook, K. C. Freeman, K. Griest, J. A. Guern, M. J. Lehner, S. L. Marshall, H.-S. Park, S. Perlmutter, B. A. Peterson, M. R. Pratt, P. J. Quinn, A. W. Rodgers, C. W. Stubbs and W. Sutherland, *Astrophys. J.* **461** (April 1996) 84, [astro-ph/9506113](#).
- [24] C. Alcock, R. A. Allsman, D. Alves, T. S. Axelrod, A. C. Becker, D. P. Bennett, K. H. Cook, K. C. Freeman, K. Griest, J. Guern, M. J. Lehner, S. L. Marshall, B. A. Peterson, M. R. Pratt, P. J. Quinn, A. W. Rodgers, C. W. Stubbs, W. Sutherland and D. L. Welch, *Astrophys. J.* **486** (September 1997) 697, [astro-ph/9606165](#).
- [25] MACHO Collaboration (C. Alcock *et al.*), *Astrophys. J.* **542** (2000) 281, [arXiv:astro-ph/0001272](#) [[astro-ph](#)].
- [26] S. Calchi Novati, S. Paulin-Henriksson, J. An, P. Baillon, V. Belokurov, B. J. Carr, M. Crézé, N. W. Evans, Y. Giraud-Héraud, A. Gould, P. Hewett, P. Jetzer, J. Kaplan, E. Kerins, S. J. Smartt, C. S. Stalin, Y. Tsapras, M. J. Weston and Point-Agape Collaboration, *Astron. & Astrophys.* **443** (December 2005) 911, [astro-ph/0504188](#).
- [27] P. Tisserand, L. Le Guillou, C. Afonso, J. N. Albert, J. Andersen, R. Ansari, É. Aubourg, P. Bareyre, J. P. Beaulieu, X. Charlot, C. Coutures, R. Ferlet, P. Fouqué, J. F. Glicenstein, B. Goldman, A. Gould, D. Graff, M. Gros, J. Haissinski, C. Hamadache, J. de Kat, T. Lasserre, É. Lesquoy, C. Loup, C. Magneville, J. B. Marquette, É. Maurice, A. Maury, A. Milsztajn, M. Moniez, N. Palanque-Delabrouille, O. Perdureau, Y. R. Rahal, J. Rich, M. Spiro, A. Vidal-Madjar, L. Vigroux, S. Zylberajch and EROS-2 Collaboration, *Astron. & Astrophys.* **469** (July 2007) 387, [astro-ph/0607207](#).
- [28] Virgo, LIGO Scientific Collaboration (B. P. Abbott *et al.*), *Phys. Rev. Lett.* **116** (2016) 061102, [arXiv:1602.03837](#) [[gr-qc](#)].
- [29] Virgo, LIGO Scientific Collaboration (B. P. Abbott *et al.*), *Phys. Rev. Lett.* **116** (2016) 241103, [arXiv:1606.04855](#) [[gr-qc](#)].
- [30] M. Milgrom and R. H. Sanders, *Astrophys. J.* **678** (2008) 131, [arXiv:0709.2561](#) [[astro-ph](#)].

- [31] S. McGaugh, F. Lelli and J. Schombert, *Phys. Rev. Lett.* **117** (2016) 201101, [arXiv:1609.05917 \[astro-ph.GA\]](#).
- [32] F. Lelli, S. S. McGaugh, J. M. Schombert and M. S. Pawlowski, *Astrophys. J.* **836** (2017) 152, [arXiv:1610.08981 \[astro-ph.GA\]](#).
- [33] Planck Collaboration (P. A. R. Ade *et al.*), *Astron. & Astrophys.* **594** (2016) A13, [arXiv:1502.01589 \[astro-ph.CO\]](#).
- [34] M. Milgrom, *Phys. Lett.* **A253** (1999) 273, [arXiv:astro-ph/9805346 \[astro-ph\]](#).
- [35] D. Edmonds, D. Farrah, C. M. Ho, D. Minic, Y. J. Ng and T. Takeuchi, *Astrophys. J.* **793** (2014) 41, [arXiv:1308.3252 \[astro-ph.CO\]](#).
- [36] D. Edmonds, D. Farrah, C. m. Ho, D. Minic, Y. J. Ng and T. Takeuchi, *Int. J. Mod. Phys.* **A32** (2017) 1750108, [arXiv:1601.00662 \[astro-ph.CO\]](#).
- [37] A. Vikhlinin, A. Kravtsov, W. Forman, C. Jones, M. Markevitch, S. S. Murray and L. Van Speybroeck, *Astrophys. J.* **640** (2006) 691, [arXiv:astro-ph/0507092 \[astro-ph\]](#).
- [38] B. Rasheed, N. Bahcall and P. Bode (2010) [arXiv:1007.1980 \[astro-ph.CO\]](#).
- [39] A. D. Ludlow *et al.*, *Phys. Rev. Lett.* **118** (2017) 161103, [arXiv:1610.07663 \[astro-ph.GA\]](#).
- [40] J. F. Navarro, A. Bentez-Llambay, A. Fattahi, C. S. Frenk, A. D. Ludlow, K. A. Oman, M. Schaller and T. Theuns (2016) [arXiv:1612.06329 \[astro-ph.GA\]](#).
- [41] R. B. Tully and J. R. Fisher, *Astron. & Astrophys.* **54** (1977) 661.
- [42] M. Milgrom, *Astrophys. J.* **270** (1983) 365.
- [43] M. Milgrom, *Astrophys. J.* **270** (1983) 371.
- [44] M. Milgrom, *Astrophys. J.* **270** (1983) 384.
- [45] M. Persic and P. Salucci, *Astrophys. J.* **368** (1991) 60.
- [46] B. Famaey and S. McGaugh, *Living Rev. Rel.* **15** (2012) 10, [arXiv:1112.3960 \[astro-ph.CO\]](#).
- [47] R. H. Sanders, *Astrophys. J.* **473** (1996) 117, [arXiv:astro-ph/9606089 \[astro-ph\]](#).
- [48] R. H. Sanders and M. A. W. Verheijen, *Astrophys. J.* **503** (1998) 97, [arXiv:astro-ph/9802240 \[astro-ph\]](#).
- [49] P. C. W. Davies, *J. Phys.* **A8** (1975) 609.
- [50] W. G. Unruh, *Phys. Rev.* **D14** (1976) 870.
- [51] D. Edmonds, D. Farrah, D. Minic, Y. J. Ng and T. Takeuchi, *International Journal of Modern Physics D* (2017) [arXiv:1709.04388 \[astro-ph.CO\]](#).
- [52] C. M. Ho, D. Minic and Y. J. Ng, *Phys. Lett.* **B693** (2010) 567, [arXiv:1005.3537 \[hep-th\]](#).
- [53] J. G. O'Brien, T. L. Chiarelli and P. D. Mannheim (2017) [arXiv:1704.03921 \[astro-ph.GA\]](#).
- [54] J. W. Moffat and S. Rahvar, *Mon. Not. Roy. Astron. Soc.* **436** (2013) 1439, [arXiv:1306.6383 \[astro-ph.CO\]](#).
- [55] J. W. Moffat and S. Rahvar, *Mon. Not. Roy. Astron. Soc.* **441** (2014) 3724, [arXiv:1309.5077 \[astro-ph.CO\]](#).
- [56] S. Weinberg, *Phys. Rev. Lett.* **59** (1987) 2607.
- [57] L. Freidel, R. G. Leigh and D. Minic (2017) [arXiv:1707.00312 \[hep-th\]](#).
- [58] L. Freidel, R. G. Leigh and D. Minic (2017) [arXiv:1706.03305 \[hep-th\]](#).
- [59] O. W. Greenberg, *Phys. Rev. Lett.* **64** (1990) 705.

MDM in Galaxies and Galaxy Clusters

- [60] C. M. Ho, D. Minic and Y. J. Ng, *Phys. Rev.* **D85** (2012) 104033, [arXiv:1201.2365 \[hep-th\]](#).