

Quantum Metrology based on Strongly Correlated Matter

Soonwon Choi,¹ Norman Y. Yao,^{2,3} and Mikhail D. Lukin¹

¹*Department of Physics, Harvard University, Cambridge, Massachusetts 02138, USA*

²*Department of Physics, University of California Berkeley, Berkeley, California 94720, USA*

³*Materials Science Division, Lawrence Berkeley National Laboratory, Berkeley, California 94720, USA*

(Dated: November 24, 2021)

We propose and analyze a new method for quantum metrology based on stable non-equilibrium states of quantum matter. Our approach utilizes quantum correlations stabilized by strong interactions and periodic driving. As an example, we present an explicit protocol to perform Floquet enhanced measurements of an oscillating magnetic field in Ising-interacting spin systems. Our protocol allows one to circumvent the interaction-induced decoherence associated with high density spin ensembles and is robust to the presence of noise and imperfections. Applications to nanoscale magnetic sensing and precision measurements are discussed.

The ability to interrogate a physical system and precisely measure its observables forms the basis of both fundamental and applied sciences [1]. While certain techniques are based on specially controlled individual particles [2–4], in general, large ensembles can be used to enhance measurement sensitivity. For example, in the context of spectroscopy, collections of *non-interacting* particles such as atoms, molecules, and electronic or nuclear spins are often used to maximize precision [5–9]. For an ensemble of N uncorrelated two-level systems, the standard quantum limit (SQL) for measuring a small energy shift, scales as $\delta\omega \propto 1/\sqrt{NT_2T}$, where T_2 is the relevant coherence time and T is the total measurement duration [1]. While this scaling suggests that increasing the number of particles always improves the signal to noise ratio, crucially, this argument does not capture the effect of inter-particle interactions. Above a certain density, these interactions fundamentally limit T_2 and thus the maximum achievable sensitivity. At its core, this limit arises from the fact that interactions typically drive thermalization, wherein the system loses both its local coherences and any accumulated spectroscopic signal.

Recent theoretical and experimental work has demonstrated that, under certain conditions, a many-body quantum system may evade rapid thermalization [10–14]. Such intrinsically out-of-equilibrium systems can exhibit remarkably robust dynamical features that are forbidden in equilibrium [15–23]. One such example is the discrete time crystal (DTC) [20–26], which is protected by an interplay between strong interactions and rapid periodic pulses [27]. The spatio-temporal ordering of the DTC phase is robust to arbitrary static perturbations and has been experimentally observed in both a trapped-ion quantum simulator [24] and a dipolar spin ensemble [25].

In this Letter, we demonstrate that strongly interacting, non-equilibrium states of matter can be used to enhance quantum metrology. In particular, we propose and analyze a class of protocols that allows one to circumvent limitations on the effective coherence time imposed by many-body interactions; rather, our protocols explic-

itly leverage interactions to develop additional quantum correlations leading to improved performances in both measurement sensitivity and bandwidth. In the case of sensitivity, the enhancement partially arises from an ability to utilize a higher density of sensors, similar to prior studies [28, 29], which utilize strong spin-exchange interactions to improve the spin lifetime [30]; on the other hand, our approach offers additional improvements in sensitivity and bandwidth, arising from an ability to prepare and utilize quantum correlated states.

The key idea is to engineer a Floquet system, where large quasi-energy gaps protect strongly-entangled states from static perturbations, while still ensuring their sensitivity to an oscillating signal [Fig 1(a)]. To this end, our approach can be understood as a generalization of spin-echo spectroscopy, where the states composing our effective two level system are in fact, entangled many-body states. More specifically, we employ periodic driving and strong interactions to stabilize Schrödinger’s-cat-like states, which are typically extremely fragile against local perturbations in an equilibrium setting [31–34]; thus, the essence of our approach is similar to the physics behind discrete time crystals [20–27]. As specific examples, we analyze two techniques that allow for the precise measurement of AC magnetic fields in Floquet spin ensembles. We demonstrate that these protocols are robust to imperfections in the external control parameters such as the strength and duration of the pulses. This robustness distinguishes our approach from prior studies that utilize either strongly correlated states or advanced dynamical decoupling techniques [31–46].

Sensing protocol.—The central idea of our scheme can be understood by considering an ensemble of N spin-1/2 particles in a d -dimensional array with ferromagnetic Ising interactions and a tunable transverse field Ω [Fig. 1(b)]. The spins are also coupled to a weak magnetic field signal, B , in the \hat{z} -direction oscillating at frequency ω_s . The total Hamiltonian for the system is given by

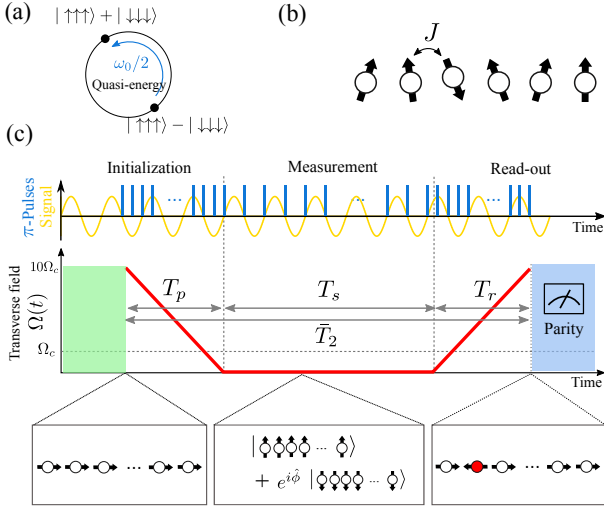


FIG. 1. (a) Quasi-energy separation between two many-body entangled states. (b) Schematic for a spin chain with ferromagnetic interactions. (c) Sensing protocol. The protocol consists of three steps: initialization, measurement, and read-out. In each step, the transverse field Ω and the frequency of π -pulses are tuned. The signal strength is extracted from parity measurements.

$\hat{H} = \hat{H}_0 + \hat{H}_{\text{signal}}$ with $\hat{H}_{\text{signal}} = B \sin(\omega_s t) \sum_i \hat{S}_i^z$ and

$$\hat{H}_0 = - \sum_{i,j} J_{ij} \hat{S}_i^z \hat{S}_j^z - \Omega \sum_i \hat{S}_i^x, \quad (1)$$

where \hat{S}_i^μ ($\mu \in \{x, y, z\}$) are spin-1/2 operators, and $J_{ij} > 0$ is the interaction strength between spins at site i and j with characteristic strength $J \sim \sum_j J_{ij}$. We envision that the spins are also subject to fast, global, periodic π -pulses, $\hat{P} \equiv \exp[-i\pi \sum_i \hat{S}_i^x]$, that rotate each spin around the \hat{x} axis. For $B = 0$, the dynamics are driven by a Floquet unitary $\hat{U}_F = \hat{P} e^{-2\pi i \hat{H}_0 \tau}$, where τ is the time-duration between π -pulses, setting the Floquet frequency, $\omega_0 = 2\pi/\tau$. Our goal is to measure the strength of the small magnetic field signal, B .

Our sensing protocol consists of three steps: (i) initialization, (ii) measurement, and (iii) read-out. In each step, the transverse field Ω and the Floquet frequency ω_0 are dynamically ramped to different values as indicated in Fig. 1(c). In the initialization step, the spins are first polarized along the strong transverse field ($\Omega \gg J$), which is subsequently decreased to zero over time duration T_p . During this process, ω_0 is sufficiently detuned from $2\omega_s$ such that the effect of \hat{H}_{signal} on the spin dynamics is negligible [47]. In the measurement step, the Floquet frequency is adjusted to be resonant with the signal, $\omega_0 = 2\omega_s$, and the system evolves for a time duration T_s . Finally, the initialization step is reversed over a time T_r and each spin's polarization is then measured along the \hat{x} axis. These three steps must be completed within the relevant coherence time of the system, $\bar{T}_2 \geq T_p + T_s + T_r$

and will be repeated over a total integration time T . As we will show, the magnetic field signal can be extracted from the average parity, $\langle \hat{P} \rangle \propto \langle \prod_i (2\hat{S}_i^x) \rangle$ [48].

In order to understand how sensitive the parity changes as a function of signal strength, we now analyze the Floquet dynamics in each of the three steps in detail. During the initialization step, we utilize interactions to prepare a quantum state with strong spin-spin correlations. To understand the dynamics during state preparation, we move into the so-called toggling frame, which rotates with every π -pulse, \hat{P} , by applying the unitary transformation $\hat{H} \mapsto \hat{P}^{-1} \hat{H} \hat{P}$ [49]. In this frame, \hat{H}_0 remains invariant while \hat{H}_{signal} changes sign during every Floquet period, modifying the time-dependence of the original signal to $B_{\text{eff}}(t) = B \sin(\omega_s t) \Theta(\omega_0 t/4\pi)$, where $\Theta(x)$ is a square function with unit period. The dynamics of such a system are well approximated by an effective, quasi-static Hamiltonian [50, 51]

$$\hat{D} = \hat{H}_0 + \bar{B}_{\text{eff}} \sum_i \hat{S}_i^z \quad (2)$$

where \bar{B}_{eff} is the time-averaged signal strength and we have neglected a small correction of order $\sim \mathcal{O}(B\Omega/\omega_s)$ [52]. When ω_0 is far-detuned from $2\omega_s$, $B_{\text{eff}}(t)$ rapidly oscillates with vanishing mean. Our polarized initial state corresponds to the ground state of \hat{D} for large Ω . As Ω is slowly decreased to zero, the system undergoes a phase transition from a paramagnet to a ferromagnet with two degenerate ground states $|G_\pm\rangle = (|\uparrow\uparrow\cdots\uparrow\rangle \pm |\downarrow\downarrow\cdots\downarrow\rangle)/\sqrt{2}$. Crucially, during this process the effective Hamiltonian conserves parity and hence, for a sufficiently slow ramp, our initialization deterministically prepares the even parity Greenberger-Horne-Zeilinger (GHZ) state, $|G_+\rangle$, a well-known resource for quantum-enhanced metrology.

During the measurement step, tuning the Floquet frequency to $\omega_0 = 2\omega_s$ gives rise to a non-zero time-averaged signal strength $\bar{B}_{\text{eff}} = (2/\pi)B$, which resonantly couples the two degenerate ground states ($|G_\pm\rangle$), inducing coherent oscillations between them. After time evolving for T_s , the system is in a superposition $|G_\phi\rangle = \cos(\phi) |G_+\rangle - i \sin(\phi) |G_-\rangle$, where $\phi = 2NBT_s$ is the collective phase accumulated by the spin ensemble during the measurement sequence. This phase can be extracted from by measuring the parity $\langle \hat{P} \rangle = \cos(2\phi)$ in the paramagnetic phase, since $|G_-\rangle$ is adiabatically mapped to a single spin excitation, while $|G_+\rangle$ maps to zero excitations [see Fig. 1(c)].

Let us begin by analyzing the measurement sensitivity in the ideal case without external noise. When our protocol is repeated $k = T/\bar{T}_2$ times, the uncertainty in the phase is reduced to $\delta\phi \sim 1/\sqrt{k}$. Assuming a long measurement duration, $\bar{T}_2 \approx T_s \gg T_p, T_r$, the sensitivity scales as:

$$\delta B^{-1} \sim \delta\phi^{-1} N T_s \sim N \sqrt{\bar{T}_2 T}, \quad (3)$$

saturating the Heisenberg limit [1]. Note that the relevant coherence time here is determined by external noise at the probing frequency ω_s (and is not limited by interactions between the spins).

A natural constraint for our protocol is the adiabatic preparation fidelity of the GHZ state. The energy gap at the phase transition decreases with system size, which in turn requires a longer preparation step, and hence, a longer coherence time. By crossing a phase transition in limited time, one necessarily creates a finite density of excitations. However, even in this case, owing to ferromagnetic spin-spin correlations, our protocol can still achieve a sensitivity better than that of the SQL. These correlations can be characterized by a length scale ξ , where $\langle \hat{S}_i^z \hat{S}_j^z \rangle \sim e^{-|i-j|/\xi}$ and can be estimated from Kibble-Zurek scaling as $\xi \sim (JT_p)^\nu / (1+z\nu)$ [53]. Here, z and ν are the correlation-length and dynamical critical exponents of the transition [54–61].

In this scenario, the initialization step prepares an even parity state of the form $|\xi_+\rangle = (|\xi\rangle + P|\xi\rangle)/\sqrt{2}$, where $|\xi\rangle$ is ferromagnetically ordered with correlation length ξ . [hat them] The state accumulates a collective phase $\hat{\phi} = 4BT_s \sum_i \hat{S}_i^z$ during the measurement stage, leading to a parity expectation value $\langle \hat{P} \rangle = \langle \xi | \cos(2\hat{\phi}) | \xi \rangle$. For a weak signal, $\langle \hat{P} \rangle$ varies quadratically as: $1 - \langle \hat{P} \rangle \approx 2 \langle \xi | \hat{\phi}^2 | \xi \rangle \sim \xi^d N (BT_s)^2$, which results in a sensitivity scaling

$$\delta B^{-1} \sim \sqrt{T/(T_p + T_s + T_r)} \sqrt{\xi^d N} T_s. \quad (4)$$

Intuitively, this scaling can be understood as follows. The state $|\xi_+\rangle$ can be viewed as multiple copies of a GHZ state with size $\sim \xi^d$. While each GHZ state allows Heisenberg limited sensitivity $\sim \xi^d \sqrt{T\bar{T}_2}$, simultaneous measurements with all N/ξ^d copies can further improve the signal to noise by a factor $\sqrt{N/\xi^d}$, leading to the observed scaling [Eq. (4)]. When the correlation length approaches the system size, this scaling reaches the limit in Eq. (3).

A few remarks are in order. First, given a limited coherence time, one should optimize the relative duration of each step. This optimum is achieved when $\beta \equiv T_p/\bar{T}_2 \simeq 1 - T_s/\bar{T}_2 = (1 + 2(\nu z + 1)/d\nu)^{-1} \gg T_r/\bar{T}_2$. For example, in one dimension with nearest neighbor interactions, the phase transition is characterized by exponents $\nu, z = 1$, and the optimized sensitivity scales as

$$\delta B^{-1} \sim \sqrt{NT\bar{T}_2} (J\bar{T}_2)^{1/4}. \quad (5)$$

We note that this scaling improves upon the SQL by a factor $\sim (J\bar{T}_2)^{1/4}$. Second, we emphasize that periodic π -pulses are essential to our protocol, since they suppress low frequency noise and prevent changes to the parity of the spin ensemble. This protection originates from the quasi-energy gap between pairs of Floquet eigenstates with opposite parity [Fig. 1(a)].

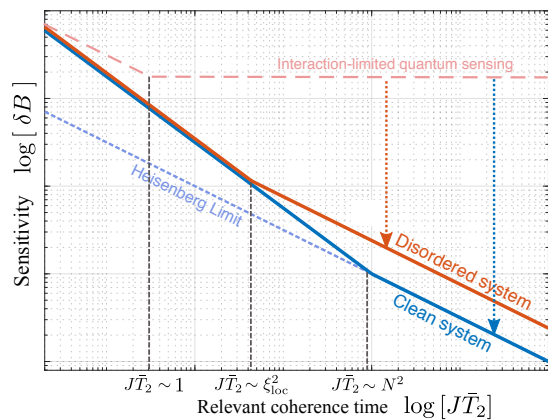


FIG. 2. Sensitivity scaling δB as a function of \bar{T}_2 for a given system size N and total integration time T . As an example, we assumed a system of a spin chain with short-range interactions. Ideally, the sensitivity approaches Heisenberg limit when \bar{T}_2 is sufficiently long to prepare a GHZ state, e.g. $J\bar{T}_2 > N^2$. For a disordered system, this scaling is limited by the Anderson localization of quasi-particles with the localization length ξ_{loc} . In both cases, the protocol outperforms standard quantum limit, where the coherence time is limited by inter-particle interactions.

Robustness.— We now turn to an analysis of our protocol in the presence of both imperfections and noise. First, we consider quasi-static local perturbations $\epsilon \sum_i \delta \hat{H}_i$, which we decompose into parity-preserving and parity-changing terms: $\delta \hat{H}_i = \delta \hat{H}_i^+ + \delta \hat{H}_i^-$ with $\delta \hat{H}_i^\pm \equiv (\delta \hat{H}_i \pm \hat{P} \delta \hat{H}_i \hat{P})/2$. The parity-preserving term, $\delta \hat{H}_i^+$, does not affect the nature of the phase transition nor the sensitivity scaling of our protocol. The parity-changing term, $\delta \hat{H}_i^-$, hinders both the state preparation and the measurement fidelity of the magnetic field signal. However, this effect is parametrically suppressed by the presence of our periodic π -pulses, which effectively “echoes” out this contribution to leading order. More specifically, higher order corrections to the effective Hamiltonian appear only as $\sim \epsilon J/\omega_0$ [50, 51] and can be safely neglected assuming $\epsilon J/\omega_0 \ll (\xi^d T_p)^{-1}$ (initialization) and $\epsilon J/\omega_0 \ll B$ (measurement).

Second, we consider the presence of inhomogeneities in $\delta \Omega_i$, δJ_i , and $\delta \theta_i$. Such inhomogeneities can lead to localization, which limits the maximum correlation length of the system. In general, the localization length at the critical point scales as $\xi_{\text{loc}} \sim (W/J)^{-\mu}$, where W is the disorder bandwidth of the coupling parameters and μ is the corresponding critical exponent. When the localization length ξ_{loc} is shorter than the original correlation length $\xi \sim \sqrt{JT_p}$, one must reduce the state preparation time to $T_p^* = (W/J)^{-2\mu}/J$ (so that more time can be allocated for the measurement step). This leads to a modified sensitivity scaling as summarized in Fig. 2 [62].

Finally, we now consider the effect of external noise from the environment, which limits the coherence time,

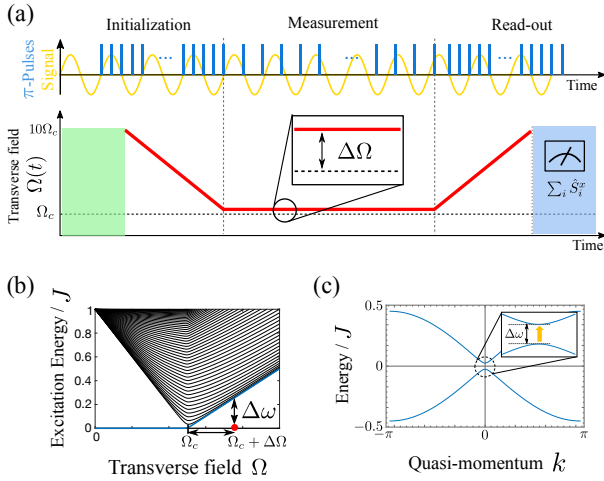


FIG. 3. Sensing protocol without parity measurement. (a) Modified protocol. During the initialization, Ω does not cross the critical point. During the spectroscopy, π -pulse frequency is detuned from the signal frequency by $\Delta\omega$ (see main text). For read-out, the total magnetization $\sum_i \hat{S}_i^x$ is measured. (b) Exemplary excitation spectrum of \hat{H}_0 (for a short-range interacting spin chain). In the vicinity of the critical point, the effective signal resonantly excites the system. (c) The dispersion relation of Bogoliubov quasi-particle excitations (for a short-range interacting spin chain). Low momentum modes are resonantly excited by the signal.

\bar{T}_2 . Given a noise spectral density $S(\omega) \sim A_0^{1+\alpha}/\omega^\alpha$, the periodic π -pulses decouple the system from low frequency noise $\omega < \omega_s$, implying that the decoherence rate is determined by the noise density at the probe frequency, $S(\omega_s)$. If the noise on each spin is independent, then the relevant coherence time of the entangled spin state is shortened to $\bar{T}_2 \sim T_2^0/\xi^d$, where T_2^0 is the lifetime of a single spin. In this case, the reduction of the coherence time off-sets any potential gain in the sensitivity in Eq. (4). This reduction is well-known and is in fact, fundamental for all methods that utilize entangled states for spectroscopy [1].

We note, however, that our protocol still benefits from a shorter measurement duration T_s (since the phase is accumulated N times faster in $|G_\phi\rangle$), which provides a broader sensing bandwidth without compromising the sensitivity [63]. Finally, for solid-state spins, external noise often arises from nearby fluctuating dipole moments, which generates a spatially correlated $S(\omega)$. In this case, \bar{T}_2 can be significantly longer than T_2^0/ξ^d owing to spatial averaging of the noise field in the collective phase $\hat{\phi} = 4BT_s \sum_i \hat{S}_i^z$, leading to an enhanced sensitivity [63].

Sensing protocol without parity measurements.— Parity measurements become challenging in an ensemble experiment where one lacks the ability to resolve individual spin projections. To this end, we provide an alternative approach based upon measuring an extensively scaling

observable. Our modified protocol is shown in Fig. 3(a). During the initialization step, Ω is adiabatically decreased close to the critical point $\Omega = \Omega_c + \Delta\Omega$ without crossing the phase transition. Meanwhile, in the measurement step, rather than setting the Floquet frequency equal to $2\omega_s$, we now detune it by $\Delta\omega \equiv \omega_s - \omega_0/2$, such that the magnetic field signal resonantly excites the system [Fig. 3(b-c)]; in an experiment, this resonance condition would need to be calibrated. Finally, Ω is slowly brought back to its original value, and the number of spin-flip excitations, N_e , now encodes the signal strength B [64].

The resonant magnetic field signal creates, on average, a single collective excitation within the correlation volume, ξ^d . The probability of creating such an excitation, $p \sim (\chi\xi^{d/2}BT_s)^2$, depends on the proximity to the critical point, which leads to the factor, $\chi \equiv (\Delta\Omega/\Omega)^{-\eta}$, where η is the scaling dimension of the operator \hat{S}_i^z [65, 66]. Since there are N/ξ^d correlated spin segments in the system, the average number of excitations $N_e \sim pN/\xi^d$, while its fluctuations $\delta N_e \sim \sqrt{p(1-p)N/\xi^d}$. This results in a signal-to-noise ratio: $\partial_B N_e / \delta N_e \sim \sqrt{NT_s}(JT_p)^{\eta/(z\nu+1)}$. As before, when this procedure is repeated over a total duration T with optimal T_p , the sensitivity scales as,

$$\delta B^{-1} \sim \sqrt{NT\bar{T}_2}(J\bar{T}_2)^{\eta/(z\nu+1)}. \quad (6)$$

For nearest neighbor interactions in 1D (Ising universality class), the scaling dimension is $\eta = 3/8$ and $\delta B^{-1} \sim \sqrt{NT\bar{T}_2}(J\bar{T}_2)^{3/16}$. [67–69]

Implementations and Outlook.— Finally, we describe two potential platforms for realizing our protocol. First, we consider an AC magnetic field sensor using a 2D array of shallow implanted nitrogen-vacancy (NV) color centers in diamond [5, 8, 9]. The maximum sensitivity per unit area in this approach is limited by the dipolar interactions between the $S = 1$ NV centers [14], which cannot be easily decoupled using conventional NMR techniques [43, 49, 70]. Our protocol provides a way to circumvent this interaction-induced limitation and enable significant improvements to the sensitivity [63]. A second platform for realizing our protocol is provided by nuclear spin ensembles in layered materials such as hexagonal boron-nitride or ^{13}C enriched graphene. A particularly intriguing application of such systems includes the detection of time-varying signals resulting from weakly interacting massive particles such as axions [7].

Our scheme can also be extended along several directions. While we have focused on probing magnetic field signals, similar methods can enable the detection of phase fluctuations in the external driving [2, 6, 71]. Moreover, at present, our scheme enables the suppression of symmetry breaking perturbations at leading order via periodic π -pulses. An intriguing possibility is to extend such suppression to higher order corrections in the effec-

tive Hamiltonian. Indeed, in the limit of fast driving, it has been shown that the system can exhibit an emergent symmetry up to exponentially long times [27].

The authors would like to thank W. W. Ho, V. Khemani, J. Choi, H. Zhou, E. Altman, D. Stamper-Kurn, and M. Zaletel for useful discussions. This work was supported through NSF, CUA, DOE, the Vannevar Bush Faculty Fellowship, the LDRD Program of LBNL, AFOSR MURI and Moore Foundation.

-
- [1] C. L. Degen, F. Reinhard, and P. Cappellaro, *Rev. Mod. Phys.* **89**, 035002 (2017).
- [2] S. A. Diddams, T. Udem, J. C. Bergquist, E. A. Curtis, R. E. Drullinger, L. Hollberg, W. M. Itano, W. D. Lee, C. W. Oates, K. R. Vogel, and D. J. Wineland, *Science* **293**, 825 (2001).
- [3] J. M. Taylor, P. Cappellaro, L. Childress, L. Jiang, D. Budker, P. R. Hemmer, A. Yacoby, R. Walsworth, and M. D. Lukin, *Nature Physics* **4**, 810 (2008).
- [4] J. R. Maze, P. L. Stanwix, J. S. Hodges, S. Hong, J. M. Taylor, P. Cappellaro, L. Jiang, M. V. G. Dutt, E. Togan, A. S. Zibrov, A. Yacoby, R. L. Walsworth, and M. D. Lukin, *Nature* **455**, 644 (2008).
- [5] L. M. Pham, D. Le Sage, P. L. Stanwix, T. K. Yeung, D. Glenn, A. Trifonov, P. Cappellaro, P. R. Hemmer, M. D. Lukin, H. Park, A. Yacoby, and R. L. Walsworth, *New Journal of Physics* **13**, 045021 (2011).
- [6] **506**, 71 (2014).
- [7] D. Budker, P. W. Graham, M. Ledbetter, S. Rajendran, and A. O. Sushkov, *Physical Review X* **4**, 021030 (2014).
- [8] J. F. Barry, M. J. Turner, J. M. Schloss, D. R. Glenn, Y. Song, M. D. Lukin, H. Park, and R. L. Walsworth, *Proceedings of the National Academy of Sciences of the United States of America* **113**, 14133 (2016).
- [9] D. R. Glenn, R. R. Fu, P. Kehayias, D. Le Sage, E. A. Lima, B. P. Weiss, and R. L. Walsworth, *Geochemistry, Geophysics, Geosystems* **18**, 3254 (2017).
- [10] D. M. Basko, I. L. Aleiner, and B. L. Altshuler, *Annals of Physics* **321**, 1126 (2006).
- [11] R. Nandkishore and D. A. Huse, *Annual Review of Condensed Matter Physics* **6**, 15 (2015).
- [12] M. Schreiber, S. S. Hodgman, P. Bordia, H. P. Lüschen, M. H. Fischer, R. Vosk, E. Altman, U. Schneider, and I. Bloch, *Science* **349**, 842 (2015).
- [13] J. Smith, A. Lee, P. Richerme, B. Neyenhuis, P. W. Hess, P. Hauke, M. Heyl, D. A. Huse, and C. Monroe, *Nature Physics* **12**, 907 (2016).
- [14] G. Kucsko, S. Choi, J. Choi, P. C. Maurer, H. Sumiya, S. Onoda, J. Isoya, F. Jelezko, E. Demler, N. Y. Yao, and M. D. Lukin, (2016).
- [15] A. Lazarides, A. Das, and R. Moessner, *Physical Review Letters* **115**, 030402 (2015).
- [16] P. Ponte, Z. Papić, F. Huveneers, and D. A. Abanin, *Physical Review Letters* **114**, 140401 (2015).
- [17] D. A. Abanin, W. De Roeck, and F. Huveneers, *Annals of Physics* **372**, 1 (2016).
- [18] D. A. Abanin, W. De Roeck, and F. Huveneers, *Physical Review Letters* **115**, 256803 (2015).
- [19] T. Mori, T. Kuwahara, and K. Saito, *Physical Review Letters* **116**, 120401 (2016).
- [20] V. Khemani, A. Lazarides, R. Moessner, and S. L. Sondhi, *Physical Review Letters* **116**, 250401 (2016).
- [21] D. V. Else, B. Bauer, and C. Nayak, *Physical Review Letters* **117**, 090402 (2016).
- [22] C. W. von Keyserlingk, V. Khemani, and S. L. Sondhi, *Physical Review B* **94**, 085112 (2016).
- [23] N. Y. Yao, A. C. Potter, I.-D. Potirniche, and A. Vishwanath, *Physical Review Letters* **118**, 030401 (2017).
- [24] J. Zhang, P. W. Hess, A. Kyprianidis, P. Becker, A. Lee, J. Smith, G. Pagano, I. D. Potirniche, A. C. Potter, A. Vishwanath, N. Y. Yao, and C. Monroe, *Nature* **543**, 217 (2017).
- [25] S. Choi, J. Choi, R. Landig, G. Kucsko, H. Zhou, J. Isoya, F. Jelezko, S. Onoda, H. Sumiya, V. Khemani, C. von Keyserlingk, N. Y. Yao, E. A. Demler, and M. D. Lukin, *Nature* **543**, 221 (2017).
- [26] W. W. Ho, S. Choi, M. D. Lukin, and D. A. Abanin, *Physical Review Letters* **119**, 010602 (2017).
- [27] D. V. Else, B. Bauer, and C. Nayak, *Physical Review X* **7**, 011026 (2017).
- [28] J. C. Allred, R. N. Lyman, T. W. Kornack, and M. V. Romalis, *Physical Review Letters* **89**, 130801 (2002).
- [29] C. Deutsch, F. Ramirez-Martinez, C. Lacroûte, F. Reinhard, T. Schneider, J. N. Fuchs, F. Piéchon, F. Laloë, J. Reichel, and P. Rosenbusch, *Physical Review Letters* **105**, 020401 (2010).
- [30] We note that our approach does not change the SQL sensitivity scaling. However, if the external noise which limits T_2 exhibits spatial correlations, it is well known that one can achieve an enhanced scaling with N [1].
- [31] P. Zanardi, M. G. A. Paris, and L. C. Venuti, *Physical Review A* **78**, 042105 (2008).
- [32] **93**, 022103 (2016).
- [33] M. Skotiniotis, P. Sekatski, and W. Dür, *New Journal of Physics* **17**, 073032 (2015).
- [34] I. Frérot and T. Roscilde, (2017).
- [35] H. Strobel, W. Muessel, D. Linnemann, T. Zibold, D. B. Hume, L. Pezzè, A. Smerzi, and M. K. Oberthaler, *Science* **345**, 424 (2014).
- [36] O. Hosten, N. J. Engelsen, R. Krishnakumar, and M. A. Kasevich, *Nature* **529**, 505 (2016).
- [37] J. G. Bohnet, B. C. Sawyer, J. W. Britton, M. L. Wall, A. M. Rey, M. Foss-Feig, and J. J. Bollinger, *Science* **352**, 1297 (2016).
- [38] J. Aasi *et al.*, *Nature Photonics* **7**, 613 (2013).
- [39] E. L. Hahn, *Physical Review* **80**, 580 (1950).
- [40] G. de Lange, Z. H. Wang, D. Ristè, V. V. Dobrovitski, and R. Hanson, *Science* **330**, 60 (2010).
- [41] W.-J. Kuo and D. A. Lidar, *Physical Review A* **84**, 042329 (2011).
- [42] L. Jiang and A. Imambekov, *Physical Review A* **84**, 060302 (2011).
- [43] S. Choi, N. Y. Yao, and M. D. Lukin, *Physical Review Letters* **119**, 183603 (2017).
- [44] P. C. Maurer, G. Kucsko, C. Latta, L. Jiang, N. Y. Yao, S. D. Bennett, F. Pastawski, D. Hunger, N. Chisholm, M. Markham, D. J. Twitchen, J. I. Cirac, and M. D. Lukin, *Science* **336**, 1283 (2012).
- [45] I. Lovchinsky, A. O. Sushkov, E. Urbach, N. P. de Leon, S. Choi, K. De Greve, R. Evans, R. Gertner, E. Bersin, C. Müller, L. McGuinness, F. Jelezko, R. L. Walsworth, H. Park, and M. D. Lukin, *Science* **351**, 836 (2016).
- [46] I. Lovchinsky, J. D. Sanchez-Yamagishi, E. K. Ur-

- bach, S. Choi, S. Fang, T. I. Andersen, K. Watanabe, T. Taniguchi, A. Bylinskii, E. Kaxiras, P. Kim, H. Park, and M. D. Lukin, *Science* **355**, 503 (2017).
- [47] More specifically we require $|\omega_0 - 2\omega_s| \gg \Omega, J$.
- [48] Note that the parity operator P coincides with the unitary that globally rotates the spin ensemble by π up to an unimportant complex phase.
- [49] C. P. Slichter, *Principles of magnetic resonance*, Vol. 1 (Springer Science & Business Media, 2013).
- [50] T. Kuwahara, T. Mori, and K. Saito, *Annals of Physics* **367**, 96 (2016).
- [51] D. Abanin, W. De Roeck, W. W. Ho, and F. Huveneers, *Communications in Mathematical Physics* **354**, 809 (2017).
- [52] This description is valid up to an exponentially long time $\sim \exp[\omega_0/\max(\Omega, J)]$, beyond which the system absorbs energy from the periodic driving and heats up to infinite temperature [18, 19, 50, 51].
- [53] W. H. Zurek, U. Dorner, and P. Zoller, *Physical Review Letters* **95**, 105701 (2005).
- [54] M. E. Fisher, S.-k. Ma, and B. G. Nickel, *Physical Review Letters* **29**, 917 (1972).
- [55] A. Dutta and J. K. Bhattacharjee, *Physical Review B* **64**, 184106 (2001).
- [56] M. Knap, A. Kantian, T. Giamarchi, I. Bloch, M. D. Lukin, and E. Demler, *Physical Review Letters* **111**, 147205 (2013).
- [57] S. Fey and K. P. Schmidt, *Physical Review B* **94**, 075156 (2016).
- [58] M. F. Maghrebi, Z.-X. Gong, M. Foss-Feig, and A. V. Gorshkov, *Physical Review B* **93**, 125128 (2016).
- [59] R. J. Elliott and C. Wood, *Journal of Physics C: Solid State Physics* **4**, 2359 (1971).
- [60] P. Pfeuty and R. J. Elliott, *Journal of Physics C: Solid State Physics* **4**, 2370 (1971).
- [61] Z. Friedman, *Physical Review B* **17**, 1429 (1978).
- [62] Interestingly, the effect of disorder can be favorable during the measurement stage; while domain wall excitations can be mobile in the absence of disorder (in 1D), relatively weak disorder in J may localize the excitations, allowing stable accumulation of phase information over long times. This effect is particularly relevant when the localization lengths during the measurement step is much shorter than that at the critical point, which is often satisfied in realistic systems, where the dominant source of disorder arises from random positioning of spins (disorder in J) [63].
- [63] See Supplementary Materials for detailed information.
- [64] For this protocol, excitations should not be created during the initialization or read-out steps. This condition can be estimated from the Kibble-Zurek “freezing point” $\Delta\Omega \geq \Omega(JT_p)^{-1/(z\nu+1)}$ [53].
- [65] S. Sachdev, *Quantum phase transitions* (Cambridge University Press, Cambridge New York, 2011).
- [66] P. Hauke, M. Heyl, L. Tagliacozzo, and P. Zoller, *Nature Physics* **12**, 778 (2016).
- [67] A. I. Bugrii, *Theoretical and Mathematical Physics* **127**, 528 (2001).
- [68] P. Fonseca and A. Zamolodchikov, *Journal of Statistical Physics* **110**, 527 (2003).
- [69] F. H. L. Essler and R. M. Konik, *Journal of Statistical Mechanics: Theory and Experiment* **2009**, P09018 (2009).
- [70] J. S. Waugh, L. M. Huber, and U. Haeberlen, *Physical Review Letters* **20**, 180 (1968).
- [71] S. Kolkowitz, I. Pikovski, N. Langellier, M. D. Lukin, R. L. Walsworth, and J. Ye, *Physical Review D* **94**, 124043 (2016).

Supplementary Material: Quantum Metrology based on Strongly Correlated Matter

Soonwon Choi,¹ Norman Y. Yao,^{2,3} and Mikhail D. Lukin¹

¹*Department of Physics, Harvard University, Cambridge, Massachusetts 02138, USA*

²*Department of Physics, University of California Berkeley, Berkeley, California 94720, USA*

³*Materials Science Division, Lawrence Berkeley National Laboratory, Berkeley, California 94720, USA*

(Dated: November 24, 2021)

The effect of disorder on spin correlation lengths

Our protocols introduced in the main text utilize quantum phase transitions to develop long-range spin correlations. In an ideal case, the spin correlation length ξ reaches the linear system size at the critical point, and our initialization step prepares Greenberger-Horne-Zeilinger (GHZ) states, allowing Heisenberg limited quantum sensing. In the presence of disorder, however, ξ may be limited as the disorder can prevent the propagation of spin correlations by localizing quasi-particle excitations. In turn, the limited spin correlations lead to diminished sensitivity enhancement compared to Heisenberg limit. In this section, we quantify such an effect for a spin chain with nearest neighbor Ising interactions.

For concreteness, we assume that the transverse field strength at each spin is weakly disordered $\Omega_i = \Omega + \delta\Omega_i$, where Ω is the average field strength and $\delta\Omega_i$ is a random variable uniformly distributed from $[-W/2, W/2]$. Likewise, we assume that the interaction strength $J_i = J + \delta J_i$ is also random, where δJ_i is uniformly distributed from $[-W, W]$. Without loss of generality, the imperfection and disorder in the spin rotation angle $\delta\theta_i$ can be absorbed as a part of $\delta\Omega_i$ in the effective Hamiltonian description.

In order to quantify the localization length ξ_{loc} of quasi-particles at the critical point, we numerically diagonalize our effective Hamiltonian. More specifically, our effective Hamiltonian during the initialization step, $D = -\sum_i J_i S_i^z S_{i+1}^z - \sum_i \Omega_i S_i^x$, can be mapped to a quadratic fermionic Hamiltonian using Jordan-Wigner transformation: $c_i^\dagger = \left(\prod_{j=1}^{i-1} 2S_j^x\right) (S_i^z - iS_i^y)$ and $c_i = \left(\prod_{j=1}^{i-1} 2S_j^x\right) (S_i^z + iS_i^y)$. This leads to $D = \sum_{ij} (c_i^\dagger \ c_i) H_{ij} \begin{pmatrix} c_j & c_j^\dagger \end{pmatrix}^T$, where the single particle Hamiltonian H_{ij} can be written as

$$H_{ij} = \delta_{ij} \begin{pmatrix} -\frac{\Omega_i}{2} & 0 \\ 0 & \frac{\Omega_i}{2} \end{pmatrix} + \frac{1}{8} \delta_{i+1,j} \begin{pmatrix} J_i & J_i \\ -J_i & -J_i \end{pmatrix} + \frac{1}{8} \delta_{i,j+1} \begin{pmatrix} J_j & -J_j \\ J_j & -J_j \end{pmatrix}. \quad (\text{S1})$$

We consider an even number of particles up to $N = 3000$ in the even parity sector $P = 1$ with a periodic boundary condition (which corresponds to the anti-periodic boundary condition for free fermions, i.e. $c_{N+1} = -c_1$). We numerically diagonalize the single particle H_{ij} at the critical point $\Omega = J/2$.

As a proxy for an inverse localization length ξ_{loc}^{-1} , we compute the average inverse participation ratio $\xi_{\text{loc}}^{-1} \approx IPR = \langle \sum_i |\psi_i|^4 \rangle$, where ψ_i is the quantum amplitude of an eigenstate at site- i , and $\langle \cdot \rangle$ denotes averaging over 50 disorder realizations and over 50 energy eigenstates (closest to zero energy) per disorder realization. As shown in Fig. S1, the localization length scales as $\xi_{\text{loc}}^{-1} \sim (W/J)^\mu$ with the numerically extracted exponent $\mu \approx 1.49$.

As mentioned in the main text, the effect of disorder can become favorable during the spectroscopy step. Without disorder, domain wall excitations in one dimension are mobile, which hinders coherent accumulation of phase information over long time. If the localization lengths during the measurement step ($\Omega = 0$) are much shorter than those at the critical point, domain wall excitations become immobile, allowing more stable accumulation of the phase information from the signal. Repeating the numerical calculations at $\Omega = 0$, we find that the localization length is indeed multiple orders of magnitude shorter during the measurement step than at the phase transition point (Fig. S1). We note that, in our numerical calculations, two types of disorder (δJ_i and $\delta\Omega_i$) are characterized by the same disorder strength W . However, in realistic settings, disorder in J is often much stronger than that of Ω , since the dominant source of disorder arises from random positioning of spins, which is even more favorable for our protocol.

Broad-band sensing using correlated spin states

The detection of a weak signal at an unknown frequency requires a highly sensitive spectroscopic method with a large bandwidth. Such technique is often needed in the study of fundamental physics such as the detection of gravitational waves or weakly interacting massive particles. In a conventional spectroscopic method, the increase in

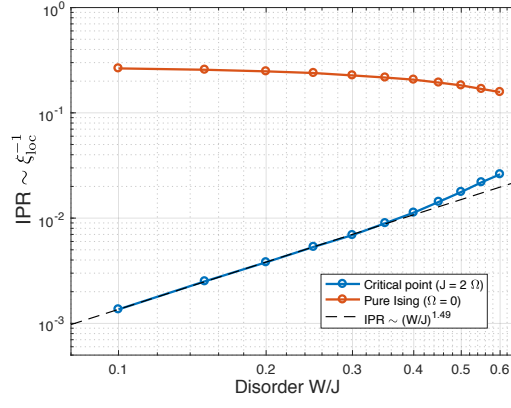


FIG. S1. Inverse participation ratio as a function of disorder strength W/J . At the phase transition point ($\Omega = J/2$), the spatial extents of localized quasi-particle excitations are larger in orders of magnitudes than those during the measurement step ($\Omega = 0$). During the measurement step, the tight localization of quasi-particles is favorable for a stable accumulation of phase information.

bandwidth entails the decrease in detection sensitivity. For example, as discussed in the main text, the standard quantum limit (SQL) of N non-interacting particles leads to the sensitivity scaling

$$\delta B^{-1} \sim \sqrt{NTT_2}, \quad (\text{S2})$$

where δB is the minimum detectable signal strength, T_2 is the duration of each measurement cycle, and T is the total integration time. The bandwidth $\delta\omega$ of this method is Fourier limited to the measurement duration $\delta\omega \sim 1/T_2$, leading to the relation between the bandwidth and the signal sensitivity

$$\delta\omega/(\delta B)^2 \sim NT \quad (\text{conventional method in SQL}). \quad (\text{S3})$$

By utilizing quantum entanglement, the bandwidth of the detection can be increased while maintaining the same signal sensitivity. In our method, we utilize interactions to develop quantum entanglement among $\chi \gg 1$ spins (i.e. $\chi = \xi^d$ in d -dimensional systems), and the sensitivity scales

$$(\delta B')^{-1} \sim \sqrt{NT\bar{T}_2\chi}, \quad (\text{S4})$$

where \bar{T}_2 is the relevant coherence time of the correlated spin state and can be generally shorter than the coherence time T_2 of individual spins. In particular, when each constituent spin is coupled to an independent noise bath $\bar{T}_2 \sim T_2/\chi$, which can offset the sensitivity gain in Eq. (S4). Nevertheless, the sensing bandwidth of our method is determined by the duration of each measurement cycle, $\delta\omega' \sim 1/\bar{T}_2$, leading to the relation

$$\delta\omega'/(\delta B')^2 \sim \chi NT \quad (\text{quantum correlated method}). \quad (\text{S5})$$

Therefore, one can improve the detection bandwidth by a factor of χ while maintaining the same sensitivity.

When our protocols are used, the number of correlated spins χ is also determined from the maximum coherence time \bar{T}_2 (or more precisely by $T_p \lesssim \bar{T}_2$). Since χ itself affects \bar{T}_2 , χ has to be computed self-consistently:

$$\chi = \xi^d = \left((JT_2)^\nu / (1+z\nu) \right)^d = (JT_2)^{d\nu/(1+z\nu)} / \chi^{d\nu/(1+z\nu)} \quad (\text{S6})$$

$$\Rightarrow \chi^{\frac{1+z\nu+d\nu}{1+z\nu}} = (JT_2)^{d\nu/(1+z\nu)} \quad (\text{S7})$$

$$\Rightarrow \chi = (JT_2)^{d\nu/(1+z\nu+d\nu)}. \quad (\text{S8})$$

For example, in the case of dipolar interactions ($J_{ij} \sim J_0/r_{ij}^3$) in a two dimensional array, the phase transition can be described by the mean-field theory with the critical exponents $\nu = 1$ and $z = 1/2$, leading to $\chi \sim \xi^2 \sim (JT_2)^{4/7}$. In a realistic setting, however, the noise bath often exhibits spatial correlations, which can modify the simple estimates provided in this section. As we discuss in the next section, magnetic field fluctuations with microscopic origins such as dipolar spin impurities can exhibit spatial anti-correlations, which is favorable for our purposes.

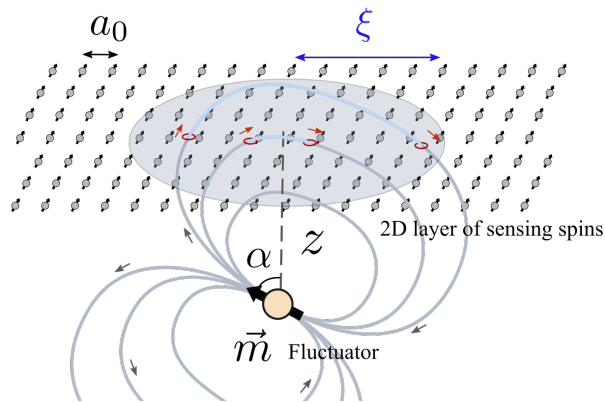


FIG. S2. Schematic diagram depicting a single dipole located at distance z from the sensing layer.

Spatial correlation of magnetic field noise from a dipole

When multiple spins are entangled, the coherence time \bar{T}_2 of the collective spin state may be different from the coherence time T_2 of constituent particles. More specifically, when each spin is coupled to an *independent* noise bath, the coherence time of χ spins in the Greenberger-Horne-Zeilinger (GHZ) state, $|G_{\pm}\rangle = (|\uparrow\rangle^{\otimes\chi} \pm |\downarrow\rangle^{\otimes\chi})/\sqrt{2}$, is reduced to $\bar{T}_2 = T_2/\chi$, offsetting the potential sensitivity improvement in Eq. (4) in the main text. In realistic settings, however, this simplified analysis is not valid since external noises at different spins often exhibit correlations. Such correlations are particularly relevant in high density electronic or nuclear spin ensembles, where the decoherence arises dominantly from local sources such as interactions of sensing spins with nearby magnetic dipoles of different species.

In this section, we show that the magnetic noise generated from a fluctuating dipole (fluctuator) exhibits spatial anti-correlations at short distances. Such anti-correlations lead to a relatively longer coherence \bar{T}_2 compared to T_2/χ , allowing sensitivity improvements for methods utilizing entangled spin states in realistic experiments. To be concrete, we begin our analysis by considering a single sensing spin interacting with a single fluctuator, which creates an effective magnetic field noise $\vec{B}(t)$ at the position of the spin. The coherence time of the sensing spin is determined from the spectral density function: $1/T_2 \propto S^{zz}(\omega_s)$, where ω_s is the probing frequency defined in the main text, and

$$S^{\mu\nu}(\omega) \equiv \int e^{i\omega t} \langle B^{\mu}(t) B^{\nu}(0) \rangle dt. \quad (\text{S9})$$

When multiple spins and fluctuators are located far from one another, the noise fields at distant positions originate from different fluctuators; in such case, one may assume that spins are coupled to their own noise bath, leading to the relation $\bar{T}_2 = T_2/\chi$ discussed above. However, when the spacing between sensing spins becomes comparable to, or even shorter than typical distances to fluctuators, the noise fields at nearby spins originate from the same fluctuator and can be correlated. Such spatial correlations play an important role in determining the coherence time of GHZ states since the collective spins state interacts with its environment via the effective magnetic field noise

$$\vec{B}_{\text{eff}}(t) = \sum_i \vec{B}(\vec{r}_i, t), \quad (\text{S10})$$

where $\vec{B}(\vec{r}_i, t)$ is the magnetic field experienced by a single spin positioned at \vec{r}_i . The corresponding spectral density function

$$S_{\text{eff}}^{\mu\nu}(\omega) = \int e^{i\omega t} \sum_{ij} \langle B^{\mu}(\vec{r}_i, t) B^{\nu}(\vec{r}_j, 0) \rangle dt, \quad (\text{S11})$$

which sensitively depends on the spatial correlations, i.e. $\langle B^{\mu}(\vec{r}_i, t) B^{\nu}(\vec{r}_j, 0) \rangle$ for $i \neq j$. In order to quantify the spatial correlation, we consider a single magnetic dipole \vec{m} located at a distance z from a two-dimensional array of sensing spins with average spacing a_0 (see Fig. S2). The fluctuator creates a classical magnetic field $\vec{B}(\vec{r}_i)$, and we

compute the effective field experienced by the collective spin with correlation length ξ (see Fig. S2):

$$\vec{B}_{\text{eff}} = \sum_i \vec{B}(\vec{r}_i) \approx \frac{1}{a_0^2} \iint \vec{B}(\vec{r}) d\vec{r} \quad (\text{S12})$$

$$= \frac{\mu_0}{4\pi a_0^2} \iint \left(\frac{3\vec{r}(\vec{m} \cdot \vec{r})}{r^5} - \frac{\vec{m}}{r^3} \right) d\vec{r} \quad (\text{S13})$$

$$= \frac{\mu_0}{4a_0^2} \frac{\xi^2}{(z^2 + \xi^2)^{3/2}} (2m_z \hat{z} - m_q \hat{q}), \quad (\text{S14})$$

where the integration is performed over the area that covers correlated spins and $m_z = m \cos \alpha$ and $m_q = m \sin \alpha$ are the projections of the dipole moment in the vertical \hat{z} and planar \hat{q} directions, respectively. The corresponding spectral density scales as

$$S_{\text{eff}}^{\text{corr}} \sim \left(\frac{\mu_0 m}{a_0^2} \right)^2 \frac{\xi^4}{(z^2 + \xi^2)^3}. \quad (\text{S15})$$

We note that when $z \ll \xi$, the noise density $S_{\text{eff}}^{\text{corr}}$ is strongly suppressed. Intuitively, this suppression arises from the spatial profile of the magnetic field created from a dipole moment, as depicted in Fig. S2. In order to obtain the total noise density coming from multiple fluctuators at different depths, we need to integrate $S_{\text{eff}}^{\text{corr}}$ over all $z \in (0, \infty)$:

$$\int_0^\infty S_{\text{eff}}^{\text{corr}} n_z dz \sim \frac{(\mu_0 m)^2 n_z}{a_0^4 \xi}, \quad (\text{S16})$$

where the n_z is the linear density of fluctuators along the perpendicular direction \hat{z} . We neglect the integration along \hat{x} and \hat{y} directions due to the symmetry.

This result should be compared to a fiducial spectral density $S_{\text{eff}}^{\text{uncorr}}$ in the absence of spatial correlations, i.e. assuming $\langle B^\mu(\vec{r}_i, t) B^\nu(\vec{r}_j, 0) \rangle = 0$ for $i \neq j$. This condition is equivalent to the assumption that each spin is coupled to an independent noise source. For a single classical dipole at depth z ,

$$S_{\text{eff}}^{\text{uncorr}} \sim \sum_i |B(\vec{r}_i)|^2 \approx \frac{1}{a_0^2} \iint |\vec{B}(\vec{r})|^2 d\vec{r} \sim \frac{(\mu_0 m)^2}{a_0^2} \left(\frac{1}{z^4} - \frac{1}{(z^2 + \xi^2)^2} \right). \quad (\text{S17})$$

Integrated over the entire depth $z \in (a_0, \infty)$,

$$\int_{a_0}^\infty S_{\text{eff}}^{\text{uncorr}} n_z dz \sim \frac{(\mu_0 m)^2 n_z}{a_0^2 \xi^3} \int_{x=a_0/\xi}^\infty \left(\frac{1}{x^4} - \frac{1}{(1+x^2)^2} \right) dx \sim \frac{(\mu_0 m)^2 n_z}{a_0^5} \sim \frac{\xi}{a_0} \int_0^\infty S_{\text{eff}}^{\text{corr}} n_z dz, \quad (\text{S18})$$

where we assumed that a fluctuator cannot be located closer than the spacing a_0 . We find that, for a sufficiently large correlation length, $\xi \gg a_0$, the integrated noise density of the correlated case is indeed smaller by a factor a_0/ξ compared to the uncorrelated case. This result implies that the effective coherence time

$$\bar{T}_2 \sim (T_2/\chi)(\xi/a_0) \sim T_2/\sqrt{\chi}. \quad (\text{S19})$$

Finally, from Eq. (S4), the sensitivity scales

$$(\delta B')^{-1} \sim \sqrt{NT\bar{T}_2\chi} \quad (\text{S20})$$

$$\sim \sqrt{NTT_2\chi}^{1/4}. \quad (\text{S21})$$

We note that this sensitivity is strictly better than SQL despite the presence of local magnetic noise sources.

Sensitivity enhancement for magnetic field imagers

In this section, we estimate the amount of sensitivity enhancement for magnetic field imagers when our protocols are used. A (quasi) two-dimensional array of electronic spins such as nitrogen vacancy (NV) color centers can be used to image a spatially resolved AC magnetic field profile [1–3]. Since quantum states of NV centers are optically read-out, the spatial resolution of this method is given by the diffraction limit of the optical wavelength $d \sim \lambda/2 \approx 250$ nm,

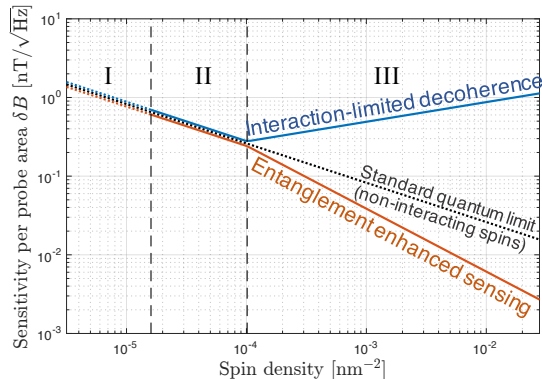


FIG. S3. Sensitivity scaling of a magnetic field imager as a function of spin sensor (NV center) density. Regime I: the magnetic field imaging is limited by spin separation. Regime II and III: the spatial resolution is diffraction limited at optical wavelength $\lambda \sim 500$ nm. When conventional methods are used with a high density spin ensemble (regime III), the coherence time is shortened by interactions, deteriorating the sensitivity δB . In our method, such limitation is circumvented; rather, the interactions are used to further enhance the sensitivity by generating entangled many-body quantum states. This estimate assumes two-dimensional arrays of dipolar interacting spin ensembles with a single-spin coherence time $T_2 \sim 3$ ms and the diffraction-limited probe area $\sim (\lambda/2)^2$. We assume that the dominant source of decoherence is due to local magnetic field noise created by proximal dipolar magnetic impurities. Such magnetic noises exhibit spatial correlations and allow sensitivity improvement beyond standard quantum limit when correlated spin states are used.

and can be further improved via sub-wavelength imaging techniques [4]. Therefore, in order to achieve high precision AC magnetic field sensing without compromising the spatial resolution, the length scale of the probe volume should not exceed d . At such length scale, however, dipolar interactions among electronic spins, $J_{\text{dd}} \sim J_0/d^3 \approx (2\pi) 3.3$ Hz, is already significant compared to the maximum coherence time of a NV center $T_2 \approx 500$ ms at low temperature (77 K) [5]. This implies that one cannot utilize more than one NV center per probe volume for the purpose of AC field sensing without affecting diffraction limited spatial resolution. Even at room temperature with the coherence time $T_2 \approx 3$ ms, the separation among NV centers have to be at least $r_{\text{min}} \approx 100$ nm in order to avoid interaction-induced decoherence. This allows one to use at most $N_0 \approx 6$ NV centers per probe volume with the corresponding enhancement in signal-to-noise ratio $\sqrt{N_0} \approx 3$ at best in the conventional SQL.

Our protocols dramatically alleviate aforementioned limitations. The minimum distance among NV centers are not bounded by dipolar interactions, allowing much higher particle density. In this case, the minimum distance is restricted only by the length scale of electronic orbitals of NV centers, which is the order of a few nm. Assuming a single layer of NV centers, one expects to achieve $N_1 \approx 2500$ particles per probe volume. This already allows about a factor of 50 enhancement in sensitivity at 77 K and about 20 at room temperature even without accounting for the effects of quantum correlations.

When the coherence time of the sensing spin is limited by correlated magnetic noises, e.g. generated by proximal fluctuating dipoles, our protocol can provide additional sensitivity enhancement as discussed in the previous section. In the case of two-dimensional array of spins, this sensitivity enhancement amounts to a factor of $\chi^{1/4}$ in Eq. (S21). χ can be estimated self-consistently similar to Eq. (S8). Figure S3 summarizes the sensitivity enhancement in this scenario as a function of spin density.

-
- [1] L. M. Pham, D. Le Sage, P. L. Stanwix, T. K. Yeung, D. Glenn, A. Trifonov, P. Cappellaro, P. R. Hemmer, M. D. Lukin, H. Park, A. Yacoby, and R. L. Walsworth, *New Journal of Physics* **13**, 045021 (2011).
 - [2] J. F. Barry, M. J. Turner, J. M. Schloss, D. R. Glenn, Y. Song, M. D. Lukin, H. Park, and R. L. Walsworth, *Proceedings of the National Academy of Sciences of the United States of America* **113**, 14133 (2016).
 - [3] D. R. Glenn, R. R. Fu, P. Kehayias, D. Le Sage, E. A. Lima, B. P. Weiss, and R. L. Walsworth, *Geochemistry, Geophysics, Geosystems* **18**, 3254 (2017).
 - [4] E. Betzig, *Rev. Mod. Phys.* **87**, 1153 (2015).
 - [5] N. Bar-Gill, L. M. Pham, A. Jarmola, D. Budker, and R. L. Walsworth, *Nature Communications* **4**, ncomms2771 (2013).