

Pion-less effective field theory for atomic nuclei and lattice nuclei

A. Bansal,¹ S. Binder,^{1,2} A. Ekström,^{3,2} G. Hagen,^{2,1} G. R. Jansen,^{4,2} and T. Papenbrock^{1,2}

¹*Department of Physics and Astronomy, University of Tennessee, Knoxville, TN 37996, USA*

²*Physics Division, Oak Ridge National Laboratory, Oak Ridge, TN 37831, USA*

³*Department of Physics, Chalmers University of Technology, SE-412 96 Göteborg, Sweden*

⁴*National Center for Computational Sciences, Oak Ridge National Laboratory, Oak Ridge, TN 37831, USA*

We compute the medium-mass nuclei ^{16}O and ^{40}Ca using pionless effective field theory (EFT) at next-to-leading order (NLO). The low-energy coefficients of the EFT Hamiltonian are adjusted to experimental data for nuclei with mass numbers $A = 2$ and 3 , or alternatively to results from lattice quantum chromodynamics (QCD) at an unphysical pion mass of 806 MeV. The EFT is implemented through a discrete variable representation in the harmonic oscillator basis. This approach ensures rapid convergence with respect to the size of the model space and facilitates the computation of medium-mass nuclei. At NLO the nuclei ^{16}O and ^{40}Ca are bound with respect to decay into alpha particles. Binding energies per nucleon are $9 - 10$ MeV and $30 - 40$ MeV at pion masses of 140 MeV and 806 MeV, respectively.

I. INTRODUCTION

Pionless EFT is widely employed to describe the structure and reactions of the lightest nuclei [1–4]. Variants of this EFT have also been applied to describe halo nuclei [5–8], and dilute Fermi gases [9]. Lattice nuclei, i.e. nuclei computed from lattice QCD [10], can also be described in pionless EFT [11, 12]. In that approach, the relevant low-energy coefficients (LECs) of the EFT are adjusted to data of light nuclei computed with lattice QCD, and predictions are made for heavier nuclei. Although present-day lattice QCD calculations of nuclei use unphysically large pion masses, one might expect that advances in that field will eventually allow us to tie nuclear structure to QCD.

^{16}O is the heaviest nucleus computed in pionless EFT so far and it was found to be unstable against break up into four ^4He nuclei at leading order (LO) [12]. We are aware of only a few applications of pionless EFT to nuclear structure calculations beyond mass number $A \geq 4$: Platter *et al.* found that no four-nucleon force is needed to describe ^4He at LO. This result was confirmed at NLO by Kirscher *et al.*; studies of heavier helium isotopes are presented in Refs. [15, 16]. Very recently, Lensky *et al.* studied $^{3,4}\text{He}$ at next-to-next-to-leading order (N²LO). Stetcu *et al.* computed ^6Li at LO and found it to be less bound than ^4He .

In contrast to pionless EFT, chiral EFT [19–21] has been used to compute heavy nuclei up to the mass number $A = 100$ region [22–28]. We can only speculate about this discrepancy between chiral and pionless EFTs. On one hand, it might be a concern that pionless EFT – with a breakdown scale around the pion mass $m_\pi \approx 140$ MeV – cannot be used to describe heavy nuclei with Fermi momentum $k_F \approx 270$ MeV. On the other hand, the pion is still very massive compared to the Fermi energy of about 40 MeV. We also note that there could be a mismatch in infrastructure. Many of the powerful nuclear quantum many-body solvers [24, 26, 29–31] start from interactions in the harmonic oscillator basis, and matrix elements for

interactions from chiral EFT [32–36] are readily available in this basis. No similar and well established infrastructure seems to exist for pionless EFT.

This paper has two goals. First, we want to study heavier nuclei such as ^{16}O and ^{40}Ca with pionless EFT. We will adjust the LECs of the EFT to both experimental data of light nuclei and to data from lattice QCD. Second, we want to formulate pionless EFT directly in the harmonic oscillator basis. This project was started by Stetcu *et al.* (with several applications to harmonically trapped systems [37–39]), and a formulation involving energy-dependent potentials is pursued by Haxton and coworkers [40–42]. Recently, Binder *et al.* and Yang used the J -matrix approach [45, 46] to directly construct EFT potentials in the oscillator basis. Here, we follow and extend the work of Ref. [43] and formulate pionless EFT as a discrete variable representation (DVR) [47–50]. A hallmark of the present work is that the finite oscillator space itself becomes the regulator, and no external regulator functions are employed. Similar to nuclear lattice EFT [51], this implementation tailors the EFT to the employed basis and thereby facilitates the computations of Hamiltonian matrix elements and nuclei.

Unfortunately, the computation of light nuclei in lattice QCD is not without controversy, and there is no consensus whether nuclear binding increases or decreases with increasing pion mass. The calculations in Refs. [10, 52–54] infer bound-state energies from plateaus in the time propagation and find that nuclear binding increases with increasing pion mass. In contrast, the calculations in Refs. [55–57] construct a potential from a Bethe-Salpeter wave function and find that lattice nuclei (computed at unphysically large pion masses) are less bound than real nuclei [58]. Both approaches have been used as input for the computation of increasingly heavier nuclei [12, 59]. In this work, we follow Refs. [11, 12] and use the lattice QCD results of Ref. [10] as input to constrain the LECs of our EFT.

This paper is organized as follows. In Sect. II we tailor pionless EFT interactions to the harmonic oscillator basis using a DVR. In Sect. III we discuss the fitting pro-

cedure used to constrain LECs to data and lattice data, and present results for $A = 3, 4$ nuclei for a range of ultraviolet (UV) cutoffs. We use the NLO interactions to compute atomic and lattice ^{16}O and ^{40}Ca nuclei in Sect. IV. A summary of this paper is given in Sect. V. The formulation of the EFT in the harmonic oscillator basis involves several technical elements and many checks. For the purpose of readability this information is presented in a number of Appendices.

II. PIONLESS EFFECTIVE FIELD THEORY IN THE OSCILLATOR BASIS

A. Pion-less EFT

We briefly introduce pionless EFT and refer the reader to the reviews [1, 60, 61] for details on this extensive subject. In pionless EFT, neutrons and protons are the relevant degrees of freedom, and the breakdown scale is given by the pion mass. Using naive dimensional analysis, nucleon-nucleon (NN) interactions in momentum space are

$$\begin{aligned} V_{NN}^{\text{LO}}(\vec{p}', \vec{p}) &= C_S + C_T \vec{\sigma}_1 \cdot \vec{\sigma}_2 \\ V_{NN}^{\text{NLO}}(\vec{p}', \vec{p}) &= C_1 q^2 + C_2 k^2 \\ &\quad + (C_3 q^2 + C_4 k^2) \vec{\sigma}_1 \cdot \vec{\sigma}_2 \\ &\quad - i C_5 \frac{\vec{\sigma}_1 + \vec{\sigma}_2}{2} \cdot (\vec{q} \times \vec{k}) \\ &\quad + C_6 (\vec{\sigma}_1 \cdot \vec{q})(\vec{\sigma}_2 \cdot \vec{q}) \\ &\quad + C_7 (\vec{\sigma}_1 \cdot \vec{k})(\vec{\sigma}_2 \cdot \vec{k}). \end{aligned}$$

Here \vec{p}' and \vec{p} are the outgoing and incoming relative momenta, respectively, and we use the shorthands $\vec{q} = \vec{p}' - \vec{p}$, $\vec{k} = (\vec{p}' + \vec{p})/2$ for the momentum transfer and the average momentum, respectively. The LECs are denoted as C_i .

Large scattering lengths in the singlet and triplet S waves, due to a weakly bound deuteron and almost bound di-neutron, reflect the existence of another small momentum scale denoted by $\aleph \approx 40$ MeV, and lead to the Kaplan-Savage-Wise (KSW) power counting [62]. In the singlet and triplet S partial waves the LO LECs are proportional to the respective scattering lengths, i.e. they scale as $1/\aleph$ instead of $1/m_\pi$, which was expected otherwise as the pion mass sets the breakdown scale. The unnatural size of both S wave LECs (with respect to the expected scaling $1/m_\pi$) results in a different treatment of their NLO correction. Therefore, remaining interactions that enter at NLO in naive dimensional analysis get demoted to N2LO in KSW counting. At NLO pionless EFT involves only S waves with the LO potentials

$$\begin{aligned} V_{NN}^{\text{LO}}(^1S_0) &= \tilde{C}_{1S_0} = C_S - 3C_T, \\ V_{NN}^{\text{LO}}(^3S_1) &= \tilde{C}_{3S_1} = C_S + C_T, \end{aligned}$$

and the NLO potentials

$$\begin{aligned} V_{NN}^{\text{NLO}}(^1S_0) &= C_{1S_0}(p^2 + p'^2), \\ V_{NN}^{\text{NLO}}(^3S_1) &= C_{3S_1}(p^2 + p'^2). \end{aligned} \quad (1)$$

Pionless EFT can be used to reproduce the deuteron binding energy and the effective range expansion for NN scattering

$$k \cot \delta_0(k) = -\frac{1}{a_0} + \frac{1}{2} r_0 k^2 + \dots \quad (2)$$

This defines the S -wave scattering length a_0 and effective range r_0 . Pionless EFT yields the scattering length at LO, and the effective range at NLO.

To renormalize the three-nucleon system, the three-nucleon force (NNN) is promoted to LO [63]. There are many equivalent ways to write this contact [19, 64], and we use

$$V_{NNN} = \frac{c_E}{F_\pi^4 \Lambda_\chi} \sum_{j \neq i} \vec{\tau}_i \cdot \vec{\tau}_j.$$

Here $\Lambda_\chi = 700$ MeV and $F_\pi = 92.4$ MeV are constants (employed in chiral EFT) that make c_E dimensionless; we include these for convenience only. Summarizing, the complete LO interaction is given by

$$V_{\text{LO}} = V_{NN}^{\text{LO}}(^1S_0) + V_{NN}^{\text{LO}}(^3S_1) + V_{NNN}. \quad (3)$$

The full NLO potential consists of the terms (1) added to the LO potential Eq. (3). We will solve the NLO potential with a non-perturbative method, as done previously, for instance, in Ref. [14, 17]. The reason is as follows. At LO, nuclei such as ^6Li [18] and ^{16}O [12] are unbound with respect to α -particle emission. Thus, no finite-order perturbation theory will yield bound-state wave functions. The applications of non-perturbative method might be valid only for UV cutoffs that are not too large, and we will limit the range of cutoffs to up to about 700 MeV. Larger cutoffs are discussed in App. E in connection with the Wigner bound. For a perturbative treatment of the three-nucleon systems, we refer the reader to Ref. [4].

In this work, we compute nuclei such as ^{16}O and ^{40}Ca . This requires us to be judicious about the basis we want to employ. Very recently, Binder *et al.* showed that EFTs can be formulated in the harmonic oscillator basis, and they performed converged calculations for heavy nuclei based on NN interactions alone. In what follows, we briefly review the essential ingredients of this approach.

B. Discrete Variable Representations

A finite harmonic oscillator basis imposes infrared (IR) and UV cutoffs [18, 65–68]. These correspond to hard-wall boundary conditions in position and momentum

space, respectively. They depend on the maximum number of oscillator quanta N included in the basis and on the oscillator length

$$b \equiv \sqrt{\hbar/(\mu\omega)}. \quad (4)$$

Here, μ is the reduced mass for two-nucleon system, and $\hbar\omega$ is the oscillator spacing. In position space, the effective hard wall is located at the radius [69]

$$L = \sqrt{2(N + 3/2 + 2)}b, \quad (5)$$

while in momentum space the radius Λ defining the UV cutoff is given by [70]

$$\Lambda = \sqrt{2(N + 3/2 + 2)}\hbar/b. \quad (6)$$

For many-body systems, similar expressions were derived in Refs. [71, 72]. The effective hard wall in position space modifies the asymptotic tail of bound-state wave functions and introduces – akin to Lüscher’s formula – a correction to bound-state energies and other observables [68, 74, 75].

We will formulate pionless EFT in a spherical harmonic oscillator basis. The radial basis functions at orbital angular momentum l are

$$\psi_{n,l}(r) = (-1)^n \sqrt{\frac{2n!}{\Gamma(n+l+3/2)b^3}} \left(\frac{r}{b}\right)^l e^{-\frac{1}{2}\frac{r^2}{b^2}} L_n^{l+\frac{1}{2}}\left(\frac{r^2}{b^2}\right) \quad (7)$$

in position space, and

$$\tilde{\psi}_{n,l}(k) = \sqrt{\frac{2n!b^3}{\Gamma(n+l+3/2)}} (kb)^l e^{-\frac{1}{2}k^2b^2} L_n^{l+\frac{1}{2}}(k^2b^2) \quad (8)$$

in momentum space. Here, $L_n^{l+1/2}$ denotes the generalized Laguerre polynomial. The finite basis consists of all states with $2n + l \leq N$. At fixed l , we employ the shorthand

$$N_l \equiv (N - l)/2 \quad (9)$$

for the maximum radial quantum number.

For EFT applications in a finite harmonic oscillator basis it is useful to replace the oscillator basis functions by the eigenfunctions $\phi_{\mu,l}(k)$ of the squared momentum operator, because the latter constitute a DVR. For an introduction to DVRs we refer the reader to some of the original works [47–50] and to the reviews [76, 77]. In the present paper, we follow the notation of Ref. [43]. Figure 1 plots the S -wave DVR basis functions $\phi_{\mu,0}(k)$ with $\mu = 0, 1, \dots, N_0$ for the oscillator model space $N = 8$, $\hbar\omega = 22$ MeV.

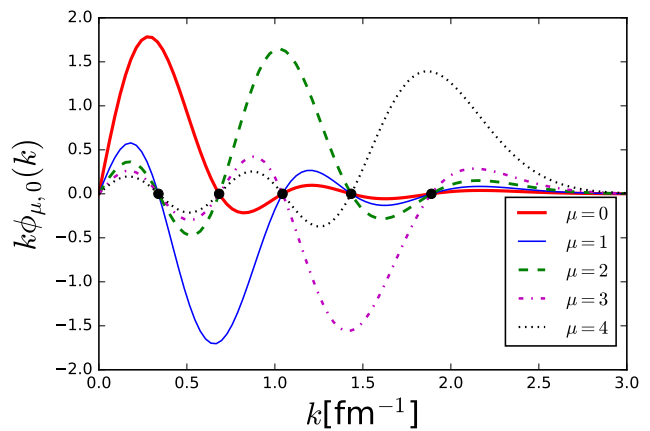


FIG. 1. (Color online) The S wave eigenfunctions $\phi_{\mu,0}(k)$ of the squared momentum operator [plotted as $k\phi_{\mu,0}(k)$] for $\mu = 0, 1, \dots, N_0$ corresponding to discrete momentum eigenvalues, shown as a function of momentum for a finite harmonic oscillator basis with $N = 8$, $\hbar\omega = 22$ MeV. The solid black dots on the x axis indicate the discrete momentum eigenvalues.

The salient feature of a DVR is that the orthogonal basis functions are localized around their corresponding eigenvalues and zero at other eigenvalues. The discrete momentum eigenvalues $k_{\mu,l}$, shown as dots in Fig. 1, fulfill $L_{N_l+1}^{l+1/2}(k_{\mu,l}^2b^2) = 0$. In App. B we consider other DVRs in the oscillator basis that are based on a different set of discrete momentum points.

There are many ways to express the DVR wave functions. The expression

$$\tilde{\phi}_{\mu,l}(k) = \langle k, l | \phi_{\mu,l} \rangle = \frac{k_{\mu,l}/b}{k_{\mu,l}^2 - k^2} \tilde{\psi}_{N_l+1,l}(k) \quad (10)$$

immediately reflects the key DVR property

$$\tilde{\phi}_{\nu,l}(k_{\mu,l}) = \delta_{\nu}^{\mu} c_{\nu,l}^{-1}. \quad (11)$$

Here,

$$c_{\mu,l} \equiv \frac{k_{\mu,l}b}{\sqrt{(N_l+1)(N_l+l+3/2)}\tilde{\psi}_{N_l,l}(k_{\mu,l})} \quad (12)$$

is a normalization constant. Alternatively, the expression

$$\tilde{\phi}_{\mu,l}(k) = c_{\mu,l} \sum_{n=0}^{N_l} \tilde{\psi}_{n,l}(k_{\mu,l}) \tilde{\psi}_{n,l}(k) \quad (13)$$

exhibits the expansion in terms of the harmonic oscillator basis functions.

In the DVR, scalar products of wave functions $f(k)$ and $g(k)$ with angular momentum l are defined as

$$\langle f | g \rangle_{\text{DVR}} \equiv \sum_{\mu=0}^{N_l} c_{\mu,l}^2 f^*(k_{\mu,l}) g(k_{\mu,l}). \quad (14)$$

This overlap results from employing $(N_l + 1)$ -point Gauss Laguerre-quadrature in the computation of the exact scalar product

$$\langle f|g \rangle \equiv \int_0^\infty dk k^2 f^*(k)g(k). \quad (15)$$

Thus, $\langle f|g \rangle_{\text{DVR}} = \langle f|g \rangle$ for functions f and g that are spanned by the finite harmonic oscillator space. In other cases, the scalar product in Eq. (14) is an approximation of Eq. (15) [43]. We note that this approximation is consistent with EFT ideas as it neglects high-momentum contributions. In this paper, we will frequently evaluate matrix elements of operators in the DVR. In such cases, the subscript DVR will appear on the operator. As we will see, the DVR yields simple expressions for matrix elements of interactions and currents from EFT because the latter are usually expressed in momentum space.

The DVR basis states $|\phi_{\mu,l}\rangle$ are related to the wave functions (7) and (8) via the definitions

$$\begin{aligned} \phi_{\mu,l}(r) &\equiv \langle r, l | \phi_{\mu,l} \rangle, \\ \tilde{\phi}_{\mu,l}(k) &\equiv \langle k, l | \phi_{\mu,l} \rangle. \end{aligned} \quad (16)$$

Given the momentum-space matrix element $V(k', l'; k, l) \equiv \langle k', l' | \hat{V} | k, l \rangle$ in the partial-wave basis, we have in the DVR,

$$\langle \phi_{\nu,l'} | \hat{V}_{\text{DVR}} | \phi_{\mu,l} \rangle = c_{\nu,l'} c_{\mu,l} V(k_{\nu,l'}, l'; k_{\mu,l}, l). \quad (17)$$

Thus, the computation of matrix elements is very convenient in the DVR basis (as it is merely a function call) once the EFT interaction is available in the partial wave basis. We also note that the momentum space matrix elements of the DVR interaction $\langle k', l' | V_{\text{DVR}} | k, l \rangle$ agree with the original interaction $V(k', l'; k, l)$ at the DVR momentum points $(k', k) = (k_{\mu,\nu}, k_{\nu,l})$ with $\nu = 0, \dots, N_{l'}$ and $\mu = 0, \dots, N_l$. One can therefore ask to what extent does the resulting interaction, i.e., the left-hand side of Eq. (17), preserve the low-momentum or IR properties of $V(k', l'; k, l)$? To explore this question we express the momentum space matrix elements of the DVR interaction as

$$\begin{aligned} &\langle k', l' | V_{\text{DVR}} | k, l \rangle \\ &= \sum_{\mu=0}^{N_l} \sum_{\nu=0}^{N_{l'}} \langle \phi_{\nu,l'} | \hat{V}_{\text{DVR}} | \phi_{\mu,l} \rangle \tilde{\phi}_{\nu,l'}(k') \tilde{\phi}_{\mu,l}(k) \\ &= \sum_{\mu=0}^{N_l} \sum_{\nu=0}^{N_{l'}} c_{\mu,l} c_{\nu,l'} \tilde{\phi}_{\nu,l'}(k') \tilde{\phi}_{\mu,l}(k) V(k'_{\nu}, l'; k_{\mu}, l). \end{aligned} \quad (18)$$

This shows that the low-momentum expression of the left-hand side is a superposition of matrix elements. Though the IR cutoff of the basis is $k_{0,l}$ at angular momentum l , the interaction does not vanish for $k, k' < k_{0,l}$. In what follows, we will therefore improve its IR behavior. Although the contribution from the interactions at low momentum are reduced by the integration measure $dk k^2$

when it acts on wave functions, the incorrect IR behavior raises questions regarding the effective-range expansion of the DVR potential.

C. IR improvement of the NN interaction

Let us consider the case of a NN contact

$$V(k', l' = 0; k, l = 0) = C_{\text{LO}}, \quad (19)$$

where C_{LO} is the coupling strength. The corresponding DVR interaction is

$$\langle k', 0 | V_{\text{DVR}}^{\text{IR}} | k, 0 \rangle = C_{\text{LO}} v_{\text{DVR}}(k') v_{\text{DVR}}(k) \quad (20)$$

with

$$v_{\text{DVR}}(k) \equiv \sum_{\mu=0}^{N_0} c_{\mu,0} \tilde{\phi}_{\mu,0}(k). \quad (21)$$

Clearly, the DVR interaction differs from the original potential (19), which we now rewrite as $C_{\text{LO}} v(k) v(k')$ with $v(k) = 1$. Figure 2 shows $v(k) = 1$ as the horizontal dash-dotted line, and the DVR result v_{DVR} as the dashed red line. The discrete DVR momenta are shown as solid dots. We see that v_{DVR} coincides with the original $v(k)$ only at these momenta, as expected for a DVR. The δ function, evaluated exactly in the oscillator basis, is shown as v_δ . It exhibits the strongest oscillations (and particularly large deviations at small momenta) from $v(k) = 1$. The vertical dotted line indicates the UV cutoff in Eq. (6); as expected v_{DVR} rapidly vanishes here. Regarding the IR properties of the DVR interaction, we find that $v(k)$ and $v_{\text{DVR}}(k)$ are indeed very different at lowest momenta. This is not unexpected: The finite oscillator basis introduces an IR cutoff (set by the smallest discrete momentum), and thus one has no control for small momenta. We will correct this in what follows.

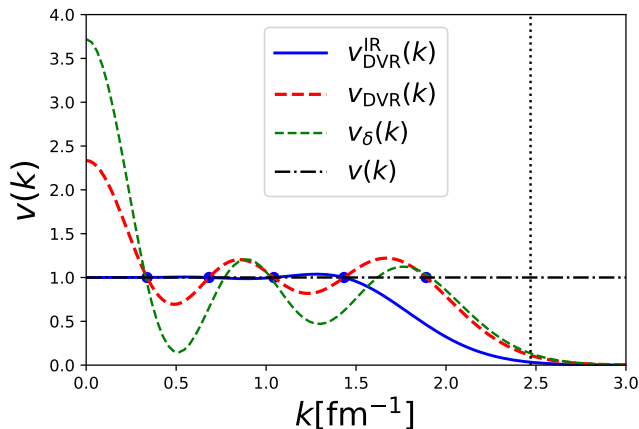


FIG. 2. (Color online) The dashed red (solid blue) curve shows the contact interaction in the DVR basis (with IR improvement) to be compared with the original momentum-space interaction $v(k) = 1$ shown as a dash-dotted black line. The thin green dashed curve shows the contact (i.e. a δ -function) in a finite harmonic oscillator basis with $N = 8$, $\hbar\omega = 22$ MeV, $l = 0$ for reference. The solid blue dots represent the DVR momenta. The dotted black line marks the location of the UV cutoff introduced by the finite oscillator basis.

To improve the IR behavior, we return to Eq. (21). This function is a superposition of functions $\tilde{\phi}_{\mu,0}(k)$ localized around $k \approx k_{\mu,0}$, and with weights $c_{\mu,0}$. The key idea is to force this function to have the value 1 at $k = 0$ by altering the weight $c_{N_0,0}$ of the highest-momentum DVR function $\tilde{\phi}_{N_0,0}(k)$. This is in the EFT spirit, because we improve the accuracy at low momentum at the cost of possible loss of accuracy at high momentum. Thus, we define new coefficients

$$\begin{aligned} \bar{c}_{\mu,0} &\equiv c_{\mu,0}, \quad \text{for } \mu = 0, \dots, N_0 - 1 \\ \bar{c}_{N_0,0} &\equiv \left(1 - \sum_{\nu=0}^{N_0-1} \tilde{\phi}_{\nu,0}(0) c_{\nu,0} \right) / \tilde{\phi}_{N_0,0}(0) \end{aligned} \quad (22)$$

and consider the IR improved DVR potential

$$v_{\text{DVR}}^{\text{IR}}(k) = C_{\text{LO}} \sum_{\mu=0}^{N_0} \bar{c}_{\mu,0} \tilde{\phi}_{\mu,0}(k). \quad (23)$$

By construction, it fulfills $v_{\text{DVR}}^{\text{IR}}(k) = 1$ for discrete momenta $k \in \{0, k_{0,0}, \dots, k_{N_0-1,0}\}$. The IR improved contact is shown as the solid blue line in Fig. 2. The IR improvement at $k = 0$ is obvious, and the oscillations are reduced substantially. In App. C we show that the curvature of $v_{\text{DVR}}^{\text{IR}}(k)$ at $k = 0$ decreases as N^{-1} as the basis size is increased. Thus, effective range corrections are suppressed, as expected from a proper EFT. Summarizing, the IR improved DVR contact interaction in momentum space is

$$\langle k', 0 | V_{\text{DVR}}^{\text{IR}} | k, 0 \rangle = C_{\text{LO}} v_{\text{DVR}}^{\text{IR}}(k') v_{\text{DVR}}^{\text{IR}}(k). \quad (24)$$

Figure 3 shows this interaction as a matrix in momentum space. The interaction is very smooth and almost constant, and rapidly approaches zero at the UV cutoff of the finite harmonic oscillator basis with $N = 8$, $\hbar\omega = 22$ MeV. Thus, IR improvement allows us to generate interactions with an accurate IR behavior even for momenta that are much smaller than the IR cutoff of the finite harmonic oscillator basis.

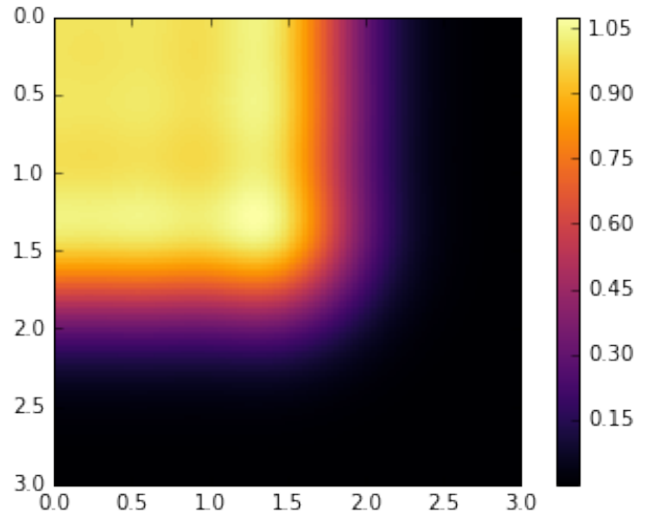


FIG. 3. (Color online) The IR improved DVR contact interaction $V_{\text{DVR}}^{\text{IR}}$ plotted in momentum space. The axes represent momentum in units of fm^{-1} .

We now turn to the IR improvement of the NLO interaction

$$V(k', l' = 0; k, l = 0) = C_{\text{NLO}} [w(k) + w(k')] \quad (25)$$

with

$$w(k) \equiv k^2. \quad (26)$$

Here, C_{NLO} is the coupling strength. The interaction is no longer separable, and the DVR interaction has momentum-space matrix elements

$$\langle k', 0 | \hat{V}_{\text{DVR}} | k, 0 \rangle = C_{\text{NLO}} [w_{\text{DVR}}(k) + w_{\text{DVR}}(k')] \quad (27)$$

with

$$w_{\text{DVR}}(k) = \sum_{\mu=0}^{N_0} c_{\mu,0} k_{\mu,0}^2 \tilde{\phi}_{\mu,0}(k). \quad (28)$$

Figure 4 shows the functions $w(k)$ and $w_{\text{DVR}}(k)$ as the dash-dotted black and dashed red line, respectively. They coincide at the DVR points (shown as dots).

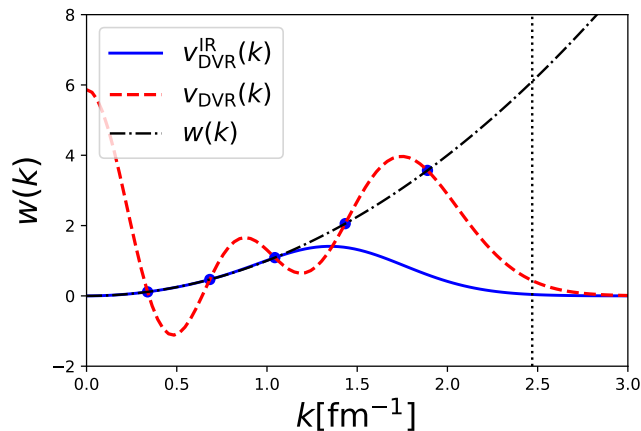


FIG. 4. (Color online) The solid blue (dashed red) curve shows the NLO interaction term tailored to finite harmonic oscillator basis through DVR with (without) IR improvement. The solid blue dots represent discrete momentum eigenvalues in the model space $N = 8$, $\hbar\omega = 22$ MeV, and $l = 0$. The dotted black line depicts sharp cutoff Λ introduced by finite harmonic oscillator basis and the dash-dotted black line plots the interaction in continuous momentum basis.

It is clear that w_{DVR} has the wrong value and the wrong curvature at $k = 0$. This can be corrected by effectively changing the values of the coefficients $c_{N_0-1,0}$ and $c_{N_0,0}$, i.e., the DVR-improved function becomes

$$w_{\text{DVR}}^{\text{IR}}(k) = \sum_{\mu=0}^{N_0} \bar{c}_{\mu,0} k_{\mu,0}^2 \tilde{\phi}_{\mu,l}(k) \quad (29)$$

with

$$\begin{aligned} \bar{c}_{\mu,0} &= c_{\mu,0}, \quad \text{for } \mu = 0, \dots, N_0 - 2 \\ \bar{c}_{N_0-1,0} &= \frac{\sum_{\nu=0}^{N_0-2} \tilde{\phi}_{\nu,0}(0) c_{\nu,0} (k_{N_0,0}^2 - k_{\nu,0}^2) - k_{N_0,0}^2}{\tilde{\phi}_{N_0-1,0}(0) (k_{N_0-1,0}^2 - k_{N_0,0}^2)} \\ \bar{c}_{N_0,0} &= \frac{\sum_{\nu=0}^{N_0-2} \tilde{\phi}_{\nu,0}(0) c_{\nu,0} (k_{N_0-1,0}^2 - k_{\nu,0}^2) - k_{N_0-1,0}^2}{\tilde{\phi}_{N_0,0}(0) (k_{N_0,0}^2 - k_{N_0-1,0}^2)} \end{aligned} \quad (30)$$

The function $w_{\text{DVR}}^{\text{IR}}$ from Eq. (29) is shown as a solid blue line in Fig. 4. It agrees at $N - 2$ DVR points with $w(k)$ and has the correct IR behavior. The IR improved interaction has matrix elements

$$\langle \phi_{\mu,0} | V_{\text{DVR}}^{\text{IR}} | \phi_{\nu,0} \rangle = C_{\text{NLO}} \bar{c}_{\mu,0} \bar{c}_{\nu,0} (k_{\mu,0}^2 + k_{\nu,0}^2),$$

and these are shown in Fig. 5. It is clear that the IR improvement can be extended to more general interactions.

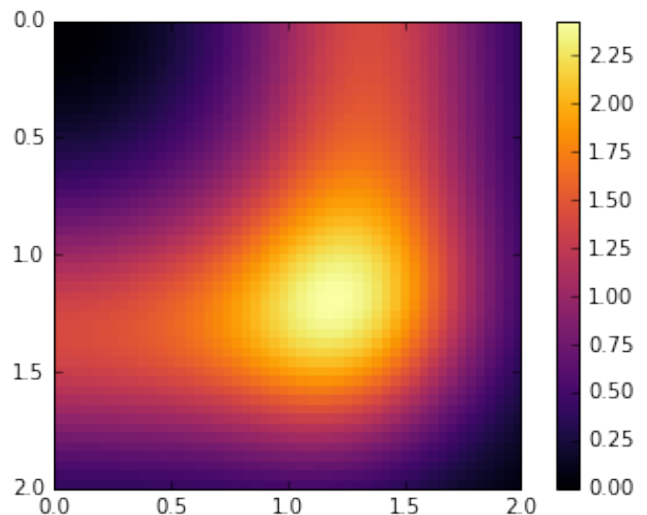


FIG. 5. (Color online) Momentum space matrix elements $V(k, k') = (k^2 + k'^2)$ for S waves in the model space $N = 8$ and $\hbar\omega = 22$ MeV as a function of the momenta k and k' after IR improvement.

D. IR improvement of the NNN contact

We consider the three-body contact

$$V(k', p'; k, p) = C_{NNN} \quad (31)$$

with its LEC C_{NNN} . The momenta k, k' denote the incoming and outgoing relative momentum between particles 1 and 2, respectively, while p, p' are the incoming and outgoing momentum of particle 3 relative to the center of mass of particles 1 and 2, respectively. We note that for a contact interaction the corresponding orbital angular momenta are zero; thus we ignore the orbital angular momentum label in what follows. We also note that the matrix element (31) is not fully antisymmetrized, but this is not relevant here. In what follows, we discuss two different non-local regulators in oscillator basis.

1. Cutoff in Jacobi momenta

One possibility is to regulate the incoming Jacobi momenta k and p individually (and similar for the outgoing Jacobi momenta). This approach is somewhat unusual as it corresponds to regulator functions $f(p)f(k)$ that are multiplied with the interaction. In this case, the DVR interaction becomes

$$\langle k', p' | \hat{V}_{\text{DVR}}^{\text{sq}} | k, p \rangle = C_{NNN}^{\text{sq}} v_{\text{DVR}}(k') v_{\text{DVR}}(p') v_{\text{DVR}}(k) v_{\text{DVR}}(p), \quad (32)$$

and v_{DVR} is as in Eq. (21). Thus, the IR improvement of the NNN contact is identical to the NN contact discussed above, and we have to replace $v_{\text{DVR}}(k)$ in Eq. (32)

by Eq. (23). Figure 6 plots the function $v_{\text{DVR}}(k)v_{\text{DVR}}(p)$ for S waves in both Jacobi momenta in harmonic oscillator model space with $N = 8$ and $\hbar\omega = 22$ MeV. Note that we have renamed the LEC as C_{NNN}^{sq} in Eq. (32) because of the square shape of the interaction in the Jacobi basis.

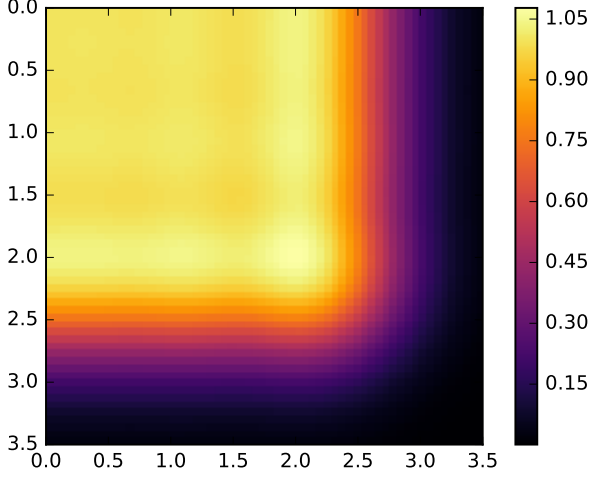


FIG. 6. (Color online) Momentum space matrix elements $v_{\text{DVR}}(k)v_{\text{DVR}}(p)$ in harmonic oscillator model space with $N = 8$ and $\hbar\omega = 22$ MeV as a function of the two incoming Jacobi momenta k and p .

2. Hyperspherical cutoff

Usually, the cutoff of the NNN force is in the hyper momentum, see Refs. [64, 78] for examples. We introduce the hyperradial momentum ρ and the hyperangle α as

$$\begin{aligned} k &= \rho \cos \alpha, \\ p &= \rho \sin \alpha. \end{aligned} \quad (33)$$

The NNN contact is isotropic in hyperspherical coordinates and only depends on the hypermomentum ρ . We recall that the orbital angular momenta corresponding to the Jacobi momenta vanish for the NNN contact, and so does the hyperspherical angular momentum. In this special case, the hyperradial wave function of interest is the eigenstate of a six-dimensional harmonic oscillator with vanishing hyperangular momentum, i.e.,

$$\tilde{\Psi}_n(\rho) = \bar{b}^3 \sqrt{\frac{2n!}{\Gamma(n+3)}} e^{-\frac{\rho^2 \bar{b}^2}{2}} L_n^2(\rho^2 \bar{b}^2) \quad (34)$$

and corresponds to the energy $(2n+3)\hbar\omega$. Here, $\bar{b} = \sqrt{\hbar/m\omega}$ is the oscillator length in terms of the nucleon mass m and differs from Eq. (4).

It is straightforward to derive the DVR for the hypermomentum. It is based on the discrete momenta ρ_μ (with $\mu = 0, \dots, N$), which are the zeros of the Laguerre

polynomial $L_{N+1}^2(\rho^2 \bar{b}^2)$. The momentum eigenfunction corresponding to eigenvalue ρ_μ is

$$\Phi_\mu(\rho) = C_\mu \sum_{n=0}^N \tilde{\Psi}_n(\rho_\mu) \tilde{\Psi}_n(\rho). \quad (35)$$

Here, C_μ is a normalization constant. Analogous to Eq. (12), we find

$$C_\mu = \frac{\rho_\mu \bar{b}}{\sqrt{(N+3)(N+1)} \tilde{\Psi}_N(\rho_\mu \bar{b})}. \quad (36)$$

The NNN contact thus becomes

$$\langle \rho' | U_{\text{DVR}} | \rho \rangle = u_{\text{DVR}}(\rho') u_{\text{DVR}}(\rho) \quad (37)$$

with

$$u_{\text{DVR}}(\rho) = \sum_{\mu=0}^N C_\mu \tilde{\Phi}_\mu(\rho). \quad (38)$$

As before, this DVR interaction needs IR improvement. We generalize the solution (22) to improve the low-momentum behavior of the DVR interaction at hyperspherical radial momentum $\rho = 0$

$$\begin{aligned} \bar{C}_\mu &\equiv C_\mu, \quad \text{for } \mu = 0, \dots, N-1 \\ \bar{C}_N &\equiv \left(1 - \sum_{\nu=0}^{N-1} \tilde{\Phi}_\nu(0) C_\nu \right) / \tilde{\Phi}_N(0) \end{aligned} \quad (39)$$

and arrive at the IR improved function

$$u_{\text{DVR}}^{\text{IR}}(\rho) = \sum_{\mu=0}^N \bar{C}_\mu \tilde{\Phi}_\mu(\rho). \quad (40)$$

Thus, the IR improved potential is

$$\langle \rho' | U_{\text{DVR}}^{\text{IR}} | \rho \rangle = C_{NNN}^{\text{tr}} u_{\text{DVR}}^{\text{IR}}(\rho') u_{\text{DVR}}^{\text{IR}}(\rho). \quad (41)$$

Here C_{NNN}^{tr} is the corresponding coupling strength.

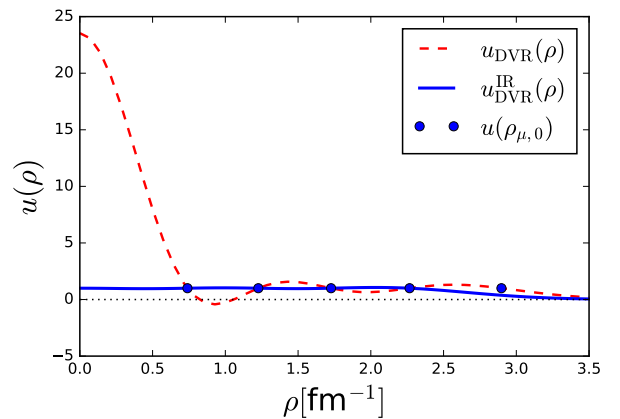


FIG. 7. (Color online) The solid blue and dashed red curves shows the three-nucleon contact in the DVR basis in hyperspherical coordinates with and without IR improvement. The former is close to $u(\rho) = 1$ at low momentum. The solid blue dots represent the DVR momenta ρ_μ for $\mu = 0, \dots, N$ when $N = 8$ and $\hbar\omega = 22$ MeV.

Figure 7 compares Eq. (40) of the IR improved contact (the solid blue line) with the contact in Eq. (38) lacking IR improvement (the dashed red line). Note that the latter exhibits particularly large deviations from a constant value typical for a contact at small momenta below the IR cutoff. This is because the integration measure $d\rho\rho^5$ suppresses low-momentum deficiencies in the usual scalar product.

Our computer codes use the NNN potential in Jacobi coordinates as input. For this reason, we need to transform the matrix elements in Eq. (41) to the Jacobi basis. The DVR provides us with a very simple and elegant solution to this problem. Recall that the DVR in the Jacobi momenta provides us with a Gauss-Laguerre integration that becomes exact for polynomials of degree N in k and in p . Thus, the basis functions in Eq. (34) can be exactly integrated, and

$$\langle \phi_{\nu',0} \phi_{\mu',0} | \hat{U}_{\text{DVR}}^{\text{IR}} | \phi_{\mu,0} \phi_{\nu,0} \rangle = C_{NNN}^{\text{tr}} \bar{u}_{\mu'\nu'} \bar{u}_{\mu\nu} \quad (42)$$

with $\bar{u}_{\mu\nu} = c_{\mu,0} c_{\nu,0} u_{\text{DVR}}^{\text{IR}}(\sqrt{k_{\mu,0}^2 + p_{\nu,0}^2})$. We note that the reduced mass is set to m in calculating $c_{\mu,0}$ and $k_{\mu,0}$ here. Figure 8 plots matrix elements of the DVR interaction, given in Eq. (42), in Jacobi momentum space.

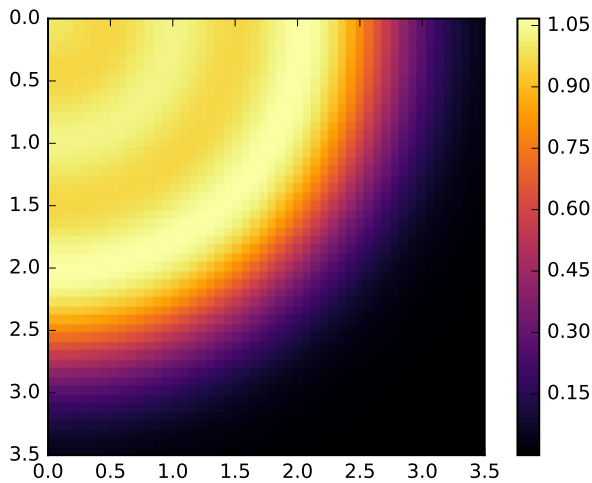


FIG. 8. (Color online) Size of momentum space matrix elements $\bar{u}(k, p) = c_{\mu,0} c_{\nu,0} u_{\text{DVR}}^{\text{IR}}(\sqrt{k^2 + p^2})$ in harmonic oscillator model space $N = 8$, $\hbar\omega = 22$ MeV, $l_1, l_2 = 0$. x - and y -axis represent Jacobi momenta in fm^{-1} .

Closer inspection reveals that the overlap between the hyperradial wave function $\Psi_N(\rho)$ and the radial wave functions $\tilde{\psi}_{i,0}(k)\tilde{\psi}_{j,0}(p)$ vanishes for $i + j > N$. Thus, the hyperspherical cutoff corresponds to a “triangular” cutoff in the oscillator basis of the Jacobi coordinates. For this reason, the LEC of the NNN contact in Eq. (41) carries the subscript “tr”. In what follows we will employ the hyperspherical formulation of NNN potential unless specified otherwise.

E. Discussion

Let us briefly summarize and discuss the main results of this Section. We introduced a momentum-space DVR in the harmonic oscillator basis as an efficient tool to implement an EFT. The DVR potential agrees with the momentum-space potential only at a set of discrete momenta. The low-momentum behavior of the DVR potential can be corrected such that it agrees with the momentum-space potential at zero momentum. We have shown how to implement these IR improvements for NN and NNN potentials.

One may wonder whether the IR improvement is really necessary. Clearly, if one aims at an EFT that is valid at lowest momenta, the IR improvement cannot be avoided. As we will see below, this is particularly so when LECs of the EFT potential are adjusted to the effective range expansion. The works [43, 44] showed that a lack of IR improvement leads to oscillations in phase shifts, which made it difficult to adjust the interaction to data. However, it is not clear how much structure calculations of nuclei [24, 26] have been impacted by the use of a finite harmonic oscillator basis without IR improvements. It could be that observables such as ground-state energies and radii of well-bound nuclei are not sensitive to the details of the underlying interaction at lowest momenta. The argument is that the relevant momentum scale, i.e. the momentum corresponding to the smallest separation energy, often exceeds the IR cutoff of the oscillator basis, see Refs. [79, 80] and App. H.

Many details regarding the implementation of an EFT as a DVR in the oscillator basis are presented in the Appendix of this work. There we show that a DVR can be implemented in many ways (see App. B), that the IR improvement is a systematic and controlled approximation (see App. C), that there are simple scaling laws for the resulting DVR interactions (see App. D), that the Wigner bound is obeyed (see App. E), and that regulator differences, i.e. different combinations of $\hbar\omega$ and N with the same UV cutoff Λ , are higher-order effects (see App. F). We also explore the effects of truncations of NNN forces in App. G, and finally show in App. H that IR extrapolations work well in the DVR approach.

III. CALIBRATION AND RESULTS FOR ${}^3\text{H}$ AND ${}^{3,4}\text{He}$

A. Atomic nuclei

In this Section, we adjust the LECs in pionless EFT to data. For atomic nuclei, we will use the deuteron binding energy, the effective-range expansion of the S -wave phase shifts, and the phase shifts of the CD-Bonn potential [81] to constrain the LECs of the NN interaction. The NNN contact will be adjusted to reproduce the triton binding energy.

To compute phase shifts in the harmonic oscillator basis, we follow Ref. [46], which is based on the J -matrix approach [45]. For the computation of binding energies we proceed as follows. For the interaction we will employ a model space with $N = 8$. The Hamiltonian, i.e., the sum of kinetic energy and the interaction, will be evaluated in model spaces of size $N = 8, 10, 12, \dots$. For the interaction, the matrix elements between states with $N > 8$ are zero. Thus, UV convergence is achieved by construction. The increase of the model space for the kinetic energy yields IR convergence, see Ref. [43] for details. In what follows, we report virtually converged results for nuclei with mass numbers $A = 2, 3, 4$. We vary the oscillator spacing to probe the cutoff dependence of our results.

At LO we have two LECs associated with NN contact interactions and one for the NNN contact. In the 3S_1 partial wave, the LEC is adjusted to reproduce the deuteron binding energy. The coupling strength in the singlet S channel for the NN contact is adjusted to the neutron-proton (np) phase shifts of the CD-Bonn potential for energies $E_{\text{rel}} \in [0.01, 0.1]$ MeV. The predicted value for the triplet S scattering length agrees with data within 30%, which is what we expect from simple error estimates discussed below. Table I shows the values of the LECs at LO for potentials defined in model spaces with $N = 8$ for different cutoffs.

TABLE I. The leading order LECs \tilde{C}_{3s_1} and \tilde{C}_{1s_0} (both in 10^{-5}MeV^{-2}), and c_E (dimensionless) for atomic nuclei (with nucleon mass $m = 939$ MeV) for different momentum cutoffs Λ (in MeV) obtained from varying the oscillator frequency $\hbar\omega$ (in MeV), for interactions in a model space with $N = 8$.

$\hbar\omega$	Λ	\tilde{C}_{3s_1}	\tilde{C}_{1s_0}	c_E
5	232.35	-1.006988	-0.597220	-0.163306
10	328.59	-0.624098	-0.431559	-0.671882
22	487.38	-0.379465	-0.296100	-0.238514
40	657.19	-0.266381	-0.221703	-0.091625

We note that the LECs \tilde{C}_{3s_1} and \tilde{C}_{1s_0} approximately obey the relation $C_{\text{LO}} \propto (\hbar\omega)^{-1/2}$. This is a consequence of the deuteron's weak binding, see Appendix D for details. We also note that the LECs of the NN interaction are consistent with analytical results. To see this, we consider the LO potential

$$V(k', k) = C_0 v(k', \Lambda) v(k, \Lambda). \quad (43)$$

Here, $v(k', \Lambda)$ is the regulator function and Λ is the cutoff. For the step-function regulator $v(k, \Lambda) = \Theta(\Lambda - k)$ we have

$$C_0 \approx -\frac{2\pi^2}{m\Lambda} \frac{4\pi}{(2\pi)^3}, \quad (44)$$

valid for $\Lambda \gg \kappa, a^{-1}$ where κ is the binding momentum and a the scattering length. Similarly, for a Gaussian regulator $v(k, \Lambda) = e^{-\frac{1}{2}\frac{k^2}{\Lambda^2}}$ one has

$$C_0 \approx -\frac{4\pi\sqrt{\pi}}{m\Lambda} \frac{4\pi}{(2\pi)^3}, \quad (45)$$

under the same conditions¹. For $\Lambda = 487$ MeV and $m = 939$ MeV we find $C_0 \approx -0.22 \times 10^{-5} \text{ MeV}^{-2}$ for the sharp cutoff, and $C_0 \approx -0.25 \times 10^{-5} \text{ MeV}^{-2}$ for the Gaussian regulator. These results are similar in size to what is reported in Table I for the same cutoff. Thus, the results from our EFT constructed in the harmonic oscillator basis are fully compatible with expectations from a momentum-space EFT.

We now turn to the NLO potential. According to KSW counting we have three LECs from LO contacts, and two additional LECs from the NLO NN contact interaction in S waves. We determine the LECs using non-perturbative solvers for the J matrix and the Hamiltonian eigenvalues. In the triplet S channel the LECs are inferred from the deuteron binding energy and matter radius (1.976 fm). In the singlet S channel the LECs are adjusted to np phase shifts of the CD-Bonn potential for energies $E_{\text{rel}} \in [0.01, 0.1]$ MeV. The NN interaction at NLO determines the scattering lengths and the effective range r_0 . Once the NN potential is fixed at NLO, the LEC for the NNN contact is adjusted to reproduce the triton binding energy. The results for the LECs are presented in Table II.

TABLE II. The next-to-leading order LECs \tilde{C}_{3s_1} and \tilde{C}_{1s_0} (both in 10^{-5}MeV^{-2}), and C_{3s_1} and C_{1s_0} (both in 10^{-10}MeV^{-4}), and c_E (dimensionless) for atomic nuclei (with nucleon mass $m = 939$ MeV) for different momentum cutoffs Λ (in MeV) obtained from varying the oscillator frequency $\hbar\omega$ (in MeV), for interactions in a model space with $N = 8$.

$\hbar\omega$	Λ	\tilde{C}_{3s_1}	C_{3s_1}	\tilde{C}_{1s_0}	C_{1s_0}	c_E
5	232.35	-1.001248	-0.039732	-0.718772	1.124941	0.533367
10	328.59	-0.919696	1.078144	-0.588224	0.725705	-0.274206
22	487.38	-0.809378	0.772254	-0.612966	0.727724	-0.008170
40	657.19	-0.866529	0.689544	-0.605710	0.590509	-0.061330

Figure 9 shows the phase shifts from pionless EFT at LO (blue dot-dashed line) and NLO (red dashed line), and compares them to those of the CD-Bonn potential (black line). The LO potentials reproduce phase shifts for momenta $p_{\text{rel}} \lesssim a_{s,t}^{-1}$, while the NLO interactions extends the range to $p_{\text{rel}} \lesssim r_{s,t}^{-1}$. Results are consistent with our expectation from EFT. The phase shift plots illustrate the quality of the IR improved potentials. The oscillations that were observed in Refs. [43, 44] are much reduced.

Our LO results (binding energies and point-proton radii) for the light nuclei ^3H and $^3,^4\text{He}$, computed with a translationally invariant no-core-shell model [82], are collected in Table III. The results for NN interaction alone exhibit a strong cutoff dependence. This dependence becomes much weaker once the NNN contact is included.

¹ These results are obtained in momentum space with the momentum integration $\int_0^\infty dk k^2$ as used in the harmonic oscillator EFT. They differ by a factor $4\pi/(2\pi)^3$ from results obtained with the usual integration measure $\int d^3k/(2\pi)^3$.

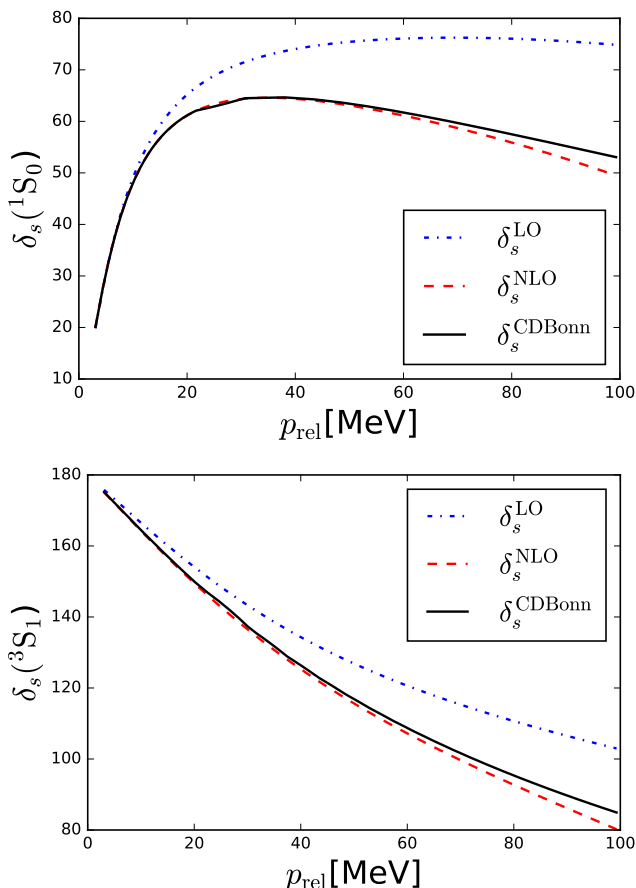


FIG. 9. (Color online) Phase shifts in the partial waves 1S_0 (upper panel) and 3S_1 (lower panel) from IR improved potentials at NLO (red dashed) and LO (blue dot-dashed), respectively, in a model space $N = 8$, $\hbar\omega = 22$ MeV, $l = 0$. The black curves show the neutron-proton phase shifts of the CD-Bonn potential.

At LO with NNN forces included, the nucleus ^4He is underbound. This result is consistent with the results reported by Kirscher *et al.*, also obtained at lower cutoffs (though the authors expressed some doubts regarding the convergence of their calculation).

Table IV shows our results for light nuclei at NLO. We note that the NLO results for NN interactions alone are close to the data, i.e., $E(^3\text{H}) = 8.48$ MeV, $E(^3\text{He}) = 7.5$ MeV, and $E(^4\text{He}) = 28.5$ MeV, and depend very weakly on the cutoff over the considered range of cutoffs. Similar comments apply to the radii. Including the NNN contact further reduces the cutoff dependence, and the ^4He nucleus is close to its physical point. These results are consistent with those by Platter *et al.*

Let us discuss theoretical uncertainties. The three contributions to the error budget are (i) neglected higher-order terms of the interaction, (ii) uncertainties in the LECs due to uncertainties of the input, and (iii) the convergence of the calculations with respect to the model space. For the nuclei discussed here, only the first con-

TABLE III. Binding energies and point-proton radii of $A \leq 4$ nuclei using NN and $NN + NNN$ pion-less EFT interactions at LO and defined in model space $N = 8$.

LO NN							
$\hbar\omega$	Λ	$E(^3\text{H})$	$r(^3\text{H})$	$E(^3\text{He})$	$r(^3\text{He})$	$E(^4\text{He})$	$r(^4\text{He})$
5	232.35	8.65	1.78	8.04	1.89	26.81	1.79
10	328.59	13.34	1.31	12.49	1.37	45.45	1.28
22	487.38	23.69	0.91	22.46	0.95	88.06	0.87
40	657.19	38.31	0.69	36.65	0.71	149.88	0.65
LO $NN + NNN$							
$\hbar\omega$	Λ	$E(^3\text{H})$	$r(^3\text{H})$	$E(^3\text{He})$	$r(^3\text{He})$	$E(^4\text{He})$	$r(^4\text{He})$
5	232.35	8.482	1.79	7.87	1.90	26.05	1.79
10	328.59	8.482	1.46	7.71	1.60	22.40	1.44
22	487.38	8.482	1.29	7.54	1.46	17.66	1.46
40	657.19	8.482	1.23	7.41	1.42	17.55	1.42

TABLE IV. Binding energies and point-proton radii of $A \leq 4$ nuclei using NN and $NN + NNN$ pion-less EFT interactions at NLO and defined in model space $N = 8$.

NLO NN							
$\hbar\omega$	Λ	$E(^3\text{H})$	$r(^3\text{H})$	$E(^3\text{He})$	$r(^3\text{He})$	$E(^4\text{He})$	$r(^4\text{He})$
5	232.35	7.94	1.82	7.35	1.97	25.03	1.80
10	328.59	10.11	1.49	9.34	1.61	36.24	1.34
22	487.38	8.62	1.62	7.90	1.82	30.39	1.41
40	657.19	8.97	1.62	8.30	1.77	29.95	1.53
NLO $NN + NNN$							
$\hbar\omega$	Λ	$E(^3\text{H})$	$r(^3\text{H})$	$E(^3\text{He})$	$r(^3\text{He})$	$E(^4\text{He})$	$r(^4\text{He})$
5	232.35	8.482	1.80	7.88	1.93	27.52	1.79
10	328.59	8.482	1.59	7.75	1.75	27.30	1.43
22	487.38	8.482	1.63	7.77	1.83	29.30	1.44
40	657.19	8.482	1.65	7.82	1.82	27.35	1.58

tribution is relevant. The third contribution to the uncertainties yields very small corrections as shown in App. H.

Based on the power counting in pionless EFT, the uncertainty for observable X is expected to be of the form [83]

$$\Delta X = X_0 (c_1 Q + c_2 Q^2 + \dots) \quad (46)$$

where $Q = p_F/\Lambda_b$ is the typical momentum ratio, expressed in terms of the Fermi momentum p_F and the breakdown scale Λ_b . The coefficients c_k are parameters, expected to be of natural size. The free Fermi gas estimate

$$\frac{E}{A} = \frac{3}{10} \frac{p_F^2}{m} \quad (47)$$

relates the average binding energy to the Fermi momentum, yielding $p_F \approx 150$ MeV for ^4He . Around the UV cutoff $\Lambda \approx 650$ MeV, we are unable to reproduce the effective range of the NN interaction and therefore we consider it to be the breakdown scale (see App. E for details) giving a very conservative $Q \approx 1/3$. Consequently, the uncertainty in the binding energy of ^4He at LO is estimated to be about 30% i.e., $\Delta E_{\text{LO}}(^4\text{He}) \approx 8$ MeV. Similarly, at NLO it is estimated to be around 10% or

$\Delta E_{\text{NLO}}(^4\text{He}) \approx 3$ MeV. These simple estimates are also consistent with the change of the α -particle binding energy resulting from the variation of the UV cutoff Λ at each order. Moreover, the LO and NLO binding energies overlap after including the discussed uncertainties. We also note that at NLO, the experimental binding energy of ^4He (28.3 MeV) agrees with our theoretical result within the uncertainties.

B. Lattice nuclei

For lattice nuclei we optimize the LECs using the binding energies of the deuteron and the di-neutron, the effective range expansion, and the triton binding energy from lattice QCD data in Refs. [10, 84]. The relevant lattice data is compiled in Table V and compared to the physical point.

TABLE V. Relevant values of physical and lattice QCD data (all in MeV), namely the pion mass m_π , the nucleon mass m , the di-neutron binding energy B_{nn} , the deuteron binding energy B_d , the triton binding energy B_t , the singlet and triplet scattering lengths ${}^{np}a_s$ and a_t , respectively, the singlet and triplet effective ranges ${}^{np}r_s$ and r_t , respectively.

	Nature	Lattice
m_π	139.5 ± 0.1 [85]	$806. \pm 1$ [10]
m	$939. \pm 1$ [86]	$1634. \pm 18$ [10]
B_{nn}	—	15.9 ± 4 [10]
B_d	2.2245	19.5 ± 5 [10]
B_t	8.482 [87]	53.9 ± 10.7 [10]
${}^{np}a_s^{-1}$	-8.31 [88]	84.7 ± 18 [84]
${}^{np}r_s^{-1}$	71.75 [88]	174.6 ± 25 [84]
a_t^{-1}	36.4 [88]	$108. \pm 13$ [84]
r_t^{-1}	112.18 [88]	217.8 ± 46 [84]

At LO, the LECs for the NN contacts are adjusted to the central values of the binding energies of the deuteron and the di-neutron. The NNN contact is adjusted to the central value of the triton binding energy. The results are shown in Table VI.

TABLE VI. The leading order LECs \tilde{C}_{3s_1} and \tilde{C}_{1s_0} (both in 10^{-5}MeV^{-2}), and c_E (dimensionless) for lattice nuclei (with nucleon mass $m = 1634$ MeV) for different momentum cutoffs Λ (in MeV) obtained from varying the oscillator frequency $\hbar\omega$ (in MeV), for interactions in a model space with $N = 8$.

$\hbar\omega$	Λ	\tilde{C}_{3s_1}	\tilde{C}_{1s_0}	c_E
5	306.52	-1.013613	-0.904019	-1.731712
10	433.48	-0.502300	-0.460312	-0.433930
22	642.96	-0.251429	-0.236527	-0.086293
40	866.97	-0.158373	-0.151299	-0.025688

For the NLO potential, we use the data on the effective range expansion parameters calculated by Beane *et al.* In that work, the location of the bound state was

TABLE VII. The next-to-leading order LECs \tilde{C}_{3s_1} and \tilde{C}_{1s_0} (both in 10^{-5}MeV^{-2}), and C_{3s_1} and C_{1s_0} (both in 10^{-10}MeV^{-4}), and c_E (dimensionless) for lattice nuclei (with nucleon mass $m = 1634$ MeV) for different momentum cutoffs Λ (in MeV) obtained from varying the oscillator frequency $\hbar\omega$ (in MeV), for interactions in a model space with $N = 8$.

$\hbar\omega$	Λ	\tilde{C}_{3s_1}	C_{3s_1}	\tilde{C}_{1s_0}	C_{1s_0}	c_E
5	306.52	-0.736443	-1.034289	-1.216789	1.180748	-1.719559
10	433.48	-0.632458	0.246988	-0.854814	0.760970	-0.430321
22	642.96	-0.449998	0.177545	-0.691412	0.423704	-0.076720
40	866.97	-0.387445	0.118521	-0.853482	0.471613	-0.106436

used to constrain the effective range expansion $k \cot \delta$, followed by a two-parameter fit to determine the scattering length and the effective range. We optimize the NLO interaction by performing a simultaneous fit to the binding energy and the effective range expansion in the singlet and triplet S channels. We determine the NNN contact interaction strength by fitting it to the triton binding energy. Table VII contains the LECs at NLO for different cutoffs.

Figure 10 shows the phase shifts for lattice nuclei obtained at LO (dashed-dotted line) and at NLO (dashed lines). The input from the effective range expansion (2) is shown as a solid line with uncertainty estimates from lattice QCD. We see that the EFT agrees with the input data at NLO over a considerable range of momenta.

We turn to the calculations of light lattice nuclei. Table VIII shows the LO results for the binding energies and point-proton radii of lattice nuclei. At LO, the NN interaction yields binding energies for ^4He that vary by a factor of two over the cutoff range. This dependence is reduced once the NNN contact is added.

TABLE VIII. Binding energies and point-proton radii of $A = 3, 4$ lattice nuclei at $m_\pi = 806$ MeV using NN and $NN + NNN$ pion-less EFT interactions at LO in model space $N = 8$.

LO NN							
$\hbar\omega$	Λ	$E(^3\text{H})$	$r(^3\text{H})$	$E(^3\text{He})$	$r(^3\text{He})$	$E(^4\text{He})$	$r(^4\text{He})$
5	306.52	64.3	1.57	64.5	1.57	142.7	1.62
10	433.48	76.6	1.13	75.6	1.13	177.5	1.17
22	642.96	99.1	0.78	97.6	0.79	249.6	0.80
40	866.97	127.4	0.60	125.5	0.60	344.7	0.60
LO $NN + NNN$							
$\hbar\omega$	Λ	$E(^3\text{H})$	$r(^3\text{H})$	$E(^3\text{He})$	$r(^3\text{He})$	$E(^4\text{He})$	$r(^4\text{He})$
5	306.52	53.9	1.55	53.1	1.55	98.9	1.57
10	433.48	53.9	1.13	52.9	1.13	88.5	1.15
22	642.96	53.9	0.84	52.5	0.85	70.8	1.05
40	866.97	53.9	0.72	52.2	0.74	68.3	1.09

We turn to NLO calculations of light lattice nuclei. The upper and lower parts of the Table IX show the NLO results for binding energies and point-proton radii with NN potentials only and with the NNN contact included, respectively. The cutoff dependence is strong

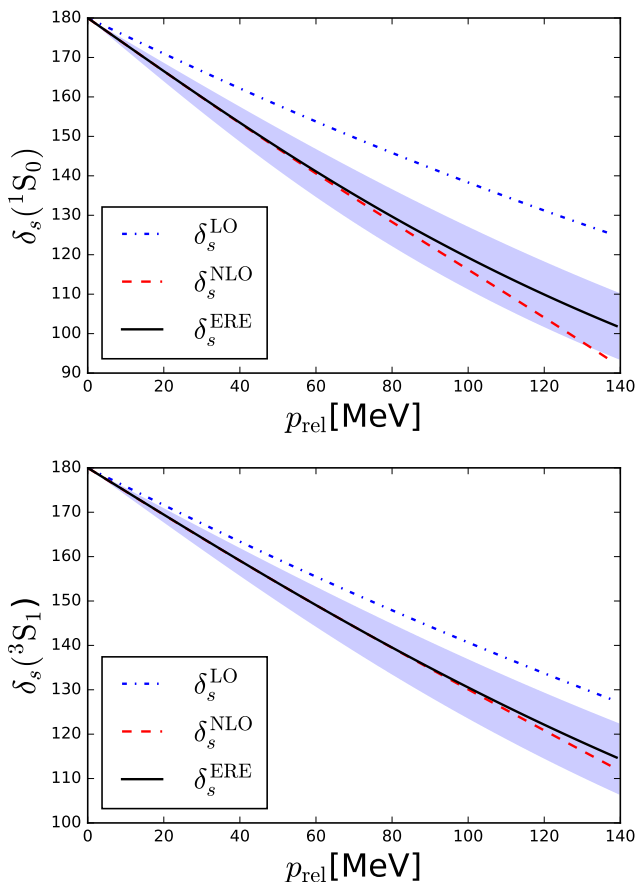


FIG. 10. (Color online) Phase shifts for lattice nucleons at $m_\pi = 806$ MeV in the partial waves 1S_0 (upper panel) and 3S_1 (lower panel) from IR improved potentials at NLO (red dashed) and LO (blue dot-dashed), respectively, in a model space $N = 8, \hbar\omega = 22$ MeV. The black curves shows the effective range expansion from lattice QCD [84] with corresponding systematic plus statistical uncertainties shown as a band.

for NN forces alone and much reduced for the complete calculation including NNN forces.

Let us also discuss uncertainties for lattice nuclei. As we were not able to fit binding energies and the effective range expansions simultaneously at $\hbar\omega = 70$ MeV, we infer a physical breakdown scale $\Lambda_b \approx 1150$ MeV. From the free Fermi gas estimate (47) we find $p_F \approx 370$ MeV based on ^4He . We assume a conservative $Q = p_F/\Lambda_b \approx 0.4$, and using Eq. (46) yields the uncertainty $\Delta E_{\text{NLO}}(^4\text{He}) \approx 15$ MeV at NLO for the binding energy of the α particle. The major uncertainty, however, comes from the large uncertainties in the input lattice QCD data, which enters the LECs of our EFT. For the heavier lattice nuclei discussed below, we restrict our discussion of uncertainties to the case where LECs are fit to central values of the lattice QCD data in Table V.

TABLE IX. Binding energies and point-proton radii of $A = 3, 4$ lattice nuclei at $m_\pi = 806$ MeV using NN and $NN + NNN$ pion-less EFT interactions at NLO in model space $N = 8$.

NLO NN							
$\hbar\omega$	Λ	$E(^3\text{H})$	$r(^3\text{H})$	$E(^3\text{He})$	$r(^3\text{He})$	$E(^4\text{He})$	$r(^4\text{He})$
5	306.52	65.2	1.57	64.4	1.57	142.5	1.61
10	433.48	75.8	1.12	74.8	1.13	176.3	1.16
22	642.96	85.4	0.84	84.0	0.88	217.2	0.82
40	866.97	64.6	1.07	63.7	1.21	139.9	1.23
NLO $NN + NNN$							
$\hbar\omega$	Λ	$E(^3\text{H})$	$r(^3\text{H})$	$E(^3\text{He})$	$r(^3\text{He})$	$E(^4\text{He})$	$r(^4\text{He})$
5	306.52	53.9	1.55	53.1	1.55	99.0	1.55
10	433.48	53.9	1.14	52.9	1.16	89.9	1.17
22	642.96	53.9	1.04	52.7	1.13	89.7	1.34
40	866.97	53.9	1.17	53.1	1.29	109.7	1.33

IV. RESULTS FOR ^{16}O AND ^{40}Ca

We compute the nuclei ^{16}O and ^{40}Ca with the coupled-cluster method [24, 89, 90], performed in the coupled-cluster singles and doubles (CCSD) approximation. The coupled-cluster method creates a similarity-transformed Hamiltonian whose vacuum and ground state is a product state. The pionless EFT at NLO does not include spin-orbit forces, and the coupled cluster method produces converged results for nuclei ^4He , ^{16}O , and ^{40}Ca because the reference product state for these nuclei exhibit the usual shell closures of the harmonic oscillator. At LO, the atomic nuclei ^{16}O and ^{40}Ca are not bound with respect to decay into ^4He nuclei. This is consistent with previous results: Stetcu *et al.* found that ^6Li is not bound with respect to ^4He at LO, and similar results were also found for lattice nuclei [12]. For these reasons, we report only results at NLO, which do not exhibit this shortcoming. The NNN potential is employed in the normal-ordered two-body approximation [91], i.e., it contributes to the vacuum energy of the Hartree-Fock reference, and to the normal-ordered one-body and two-body matrix elements. This approximation is accurate for chiral potentials where NNN forces do not enter at LO [92].

The coupled-cluster method employs a translationally invariant intrinsic Hamiltonian

$$H = T - T_{\text{cm}} + V_{NN} + V_{NNN}. \quad (48)$$

Here, T denotes the total kinetic energy, T_{cm} the kinetic energy of the center of mass. We note that the Hamiltonian (48) does not reference the center-of-mass coordinate. This is crucial because the many-body system is solved in the laboratory system using second quantization. While the single-particle states are not eigenstates of the total momentum, the eigenstates of the Hamiltonian (48) factor to a very good approximation into an intrinsic wave function and a Gaussian for the center-of-mass coordinate [93].

The number of matrix elements increases significantly when transforming from the center-of-mass coordinates to the single-particle basis in the laboratory system, and NNN forces can become a bottleneck in the computation of heavy nuclei. Therefore, in practice the number of matrix elements in the single-particle oscillator basis needs to be limited by imposing a truncation on the maximum energy $N_1\hbar\omega$ and $N_3\hbar\omega$ of a single particle and three particles, respectively. Below we will study how the results stabilize as N_1 and N_3 of the oscillator space in laboratory coordinates are increased.

A. Atomic nuclei

As a check on the quality of the CCSD approximation, we also computed the binding energy of ${}^4\text{He}$ and found 27.5, 27.2, 29.0, and 27.5 MeV for the interactions with $N = 8$ and $\hbar\omega = 5, 10, 22$, and 40 MeV, respectively. These results are in good agreement with the virtually exact no-core shell-model (NCSM) results presented in Table IV; they suggest that the normal-ordered two-body approximation of the NNN force is accurate. The small differences of about 1% between CCSD and NCSM results is most likely due to neglected triples excitations. For a light nucleus such as ${}^4\text{He}$, the convergence with respect to N_3 is rapid and easily achieved.

The NLO results for ${}^{16}\text{O}$ and ${}^{40}\text{Ca}$ are shown in Table X. For the larger cutoff values, the NLO binding energies are within 20% of the experimental values of about 128 and 342 MeV for ${}^{16}\text{O}$ and ${}^{40}\text{Ca}$, respectively. The differences between our NLO results and experimental data seem roughly consistent with EFT expectations. The computation also revealed that only about 10% of the binding energy is correlation energy, i.e., the difference between the coupled cluster and Hartree-Fock results. This small fraction is possibly due to the absence of any mixing between S and D waves. We note that the convergence with respect to the three-body energy N_3 is excellent for $\hbar\omega = 22$ MeV, but slower for the other oscillator spacings. For these latter oscillator spacings we also observe that the N_3 convergence is slower for ${}^{40}\text{Ca}$ than for ${}^{16}\text{O}$. The associated uncertainty is highest at $\hbar\omega = 40$ MeV, being about 10%. We note that ${}^4\text{He}$ is virtually converged at all oscillator spacings. We can only speculate why the N_3 convergence is fastest for $\hbar\omega = 22$ MeV: perhaps, this frequency is close to that of the Gaussian center-of-mass wave function, but this warrants more investigation.

Let us also discuss the consistency of our results. At lowest cutoffs, binding energies are largest, and ${}^{40}\text{Ca}$ has a binding energy per nucleon of about $E/A \approx 14$ MeV at $\hbar\omega = 5$ MeV. In a free Fermi this leads to a Fermi momentum of $k_F \approx 210$ MeV. This is marginally below the cutoff of $\Lambda \approx 232$ MeV at $\hbar\omega = 5$ MeV. Thus, it is probably safest to limit our discussion of results to the calculations involving oscillator spacings $\hbar\omega \geq 10$ MeV. We note that these results also exhibit a smaller cutoff

TABLE X. Binding energy of ${}^{16}\text{O}$, ${}^{40}\text{Ca}$ for model space truncations as indicated, as a function of the cutoff Λ (or the oscillator spacing $\hbar\omega$). All quantities in units of MeV. A star (*) indicates that the energy is approximate and did not yet converge after 1000 iterations of the CCSD equations.

$\hbar\omega$	Λ	${}^{16}\text{O}$		${}^{40}\text{Ca}$	
		$N_1, N_3 = 12$	$N_1, N_3 = 14$	$N_1, N_3 = 12$	$N_1, N_3 = 14$
5	232.35	174.1	174.8	562.5	569.2
10	328.59	136.8	136.2	421.8	415*
22	487.38	143.1	143.1	405.8	405.8
40	657.19	144.7	146.2	372.2	400.0

dependence. Our results show that pionless EFT binds ${}^{16}\text{O}$ and ${}^{40}\text{Ca}$ at about 9 and 10 MeV per nucleon, respectively. Interestingly, these binding energies are close to results from a chiral EFT at NLO [43]. Figure 11 shows binding energies as a function of the UV cutoff, and the results at the smallest cutoff are probably inconsistent because of the proximity of the Fermi momentum.

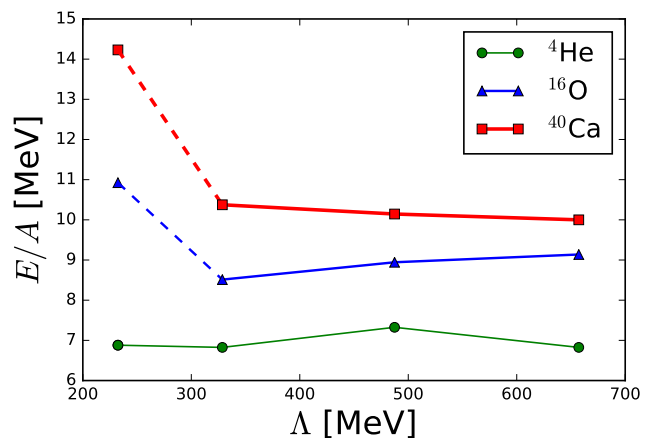


FIG. 11. (Color online) Binding energy per nucleon for atomic ${}^{16}\text{O}$ (blue triangles), ${}^{40}\text{Ca}$ (red squares) nuclei against UV cutoff of the NLO interaction in the model space $N = 8, l = 0$ from coupled cluster calculations.

Let us again discuss uncertainties. We adopt the estimates made in light nuclei to the present case. Thus, the uncertainty from the EFT interaction is about 10% at NLO, implying $\Delta E_{\text{NLO}}({}^{16}\text{O}) \sim 15$ MeV and $\Delta E_{\text{NLO}}({}^{40}\text{Ca}) \sim 40$ MeV. The variation of binding energies with UV cutoff at fixed N and N_3 is in this range, and so are the uncertainties from the N_3 convergence of coupled cluster results at fixed Λ_{UV} .

B. Lattice nuclei

We re-compute ${}^4\text{He}$ with the coupled-cluster method and at NLO we find binding energies $E = 98.0, 89.0$, and 88.1 MeV for the interactions with $\hbar\omega = 5, 10$, and 22 MeV, respectively. This is in agreement with the

NCSM results of Table IX and suggests that the normal-ordered two-body approximation of the NNN potential is accurate also for lattice nuclei. Again we find only a small amount of about 10% for the correlation energy. The small differences of about 1% between CCSD and NCSM results is due to neglected triples excitations. In contrast, at $\hbar\omega = 40$ MeV we find a ${}^4\text{He}$ binding energy of 99.5 MeV, which differs from the NCSM result by about 10%. Closer inspection and varying the strength of the NNN interaction suggests that this discrepancy is due to the normal-ordering two-body approximation of the NNN interaction at this frequency. As the normal-ordered two-body approximation is expected to improve with increasing mass number [92], we will also compute ${}^{16}\text{O}$ and ${}^{40}\text{Ca}$ at $\hbar\omega = 40$ MeV, keeping in mind a conservative 10% uncertainty due to the normal ordering approximation.

Our results for ${}^{16}\text{O}$ and ${}^{40}\text{Ca}$ are shown in Table XI. We observe that lattice nuclei are bound with approximately 30 MeV per nucleon at $\hbar\omega = 22$ MeV. In a free Fermi gas this corresponds to a Fermi momentum $p_F \approx 400$ MeV. This is well below the pion mass employed in the lattice QCD calculations and also below the corresponding cutoff $\Lambda = 642.96$ MeV of the EFT. For the smaller oscillator spacings $\hbar\omega = 5$ and 10 MeV (and correspondingly smaller cutoffs), however, the Fermi momentum is above the cutoff. Therefore, our calculations are probably meaningful only for $\hbar\omega = 22$ MeV and 40 MeV.

TABLE XI. Binding energies of the lattice nuclei ${}^{16}\text{O}$, ${}^{40}\text{Ca}$ for model space truncations as indicated, as a function of the cutoff Λ (or the oscillator spacing $\hbar\omega$). All quantities in units of MeV.

		${}^{16}\text{O}$		${}^{40}\text{Ca}$	
$\hbar\omega$	Λ	$N_1, N_3 = 12$	$N_1, N_3 = 14$	$N_1, N_3 = 12$	$N_1, N_3 = 14$
22	642.96	429.5	429.5	1187.0	1168.5
40	866.97	547.8	546.0	1252.0	1422.0

As for the light lattice nuclei, the error in the binding energy at NLO for lattice nuclei is of the order of 15% which leads to $\Delta E_{\text{NLO}}({}^{16}\text{O}) \approx 75$ MeV and $\Delta E_{\text{NLO}}({}^{40}\text{Ca}) \approx 200$ MeV for ${}^{16}\text{O}$ and ${}^{40}\text{Ca}$ lattice nuclei. We remind the reader that this estimate excludes the dominant uncertainties due to the limited precision of the lattice QCD results that are input. At $\hbar\omega = 40$ MeV there also is an additional 10% uncertainty estimate due to the normal ordering approximation of NNN forces.

We use the results at $\hbar\omega = 22$ MeV to compute the volume and surface terms a_V and a_S , respectively, of the Bethe-Weizsäcker formula

$$E(A) = a_V A - a_S A^{2/3}. \quad (49)$$

Here, $E(A)$ is binding energy of an A -nucleon system. We find $a_V \approx 35$ to 40 MeV and $a_S \approx 14$ to 22 MeV.

V. SUMMARY

We implemented pionless EFT as a DVR in the harmonic oscillator basis. The DVR formulation has several advantages over traditional approaches that transform momentum-space interactions to the oscillator basis: (i) The UV cutoff and regulator are tailored to the underlying basis; (ii) the DVR facilitates the computation of matrix elements as this becomes essentially a function call; (iii) the IR improvement allows one to optimize interactions directly in the harmonic oscillator basis. We showed that the DVR formulation indeed yields an EFT with the correct low-momentum behavior.

To put the DVR in the context of momentum-space EFTs, we performed many checks and tests, and reported them in a set of Appendices. The Thomas effect [94] and the Tjon line [95] can be understood analytically from scaling arguments that connect the potential matrix elements at different UV cutoffs. Different implementations of the EFT – at constant UV cutoff – yield results that differ by small amounts, consistent with expectations regarding regulator dependencies.

We calibrated the pionless EFT for atomic nuclei and for lattice nuclei (at an unphysical pion mass) in $A = 2, 3$ systems and make predictions for ${}^4\text{He}$, ${}^{16}\text{O}$, and ${}^{40}\text{Ca}$. At LO ${}^{16}\text{O}$ and ${}^{40}\text{Ca}$ are not bound with respect to decay into α particles; this deficiency is remedied at next-to-leading order. Varying the UV cutoff by about a factor of two suggests that pionless EFT at next-to-leading order yields meaningful results for the binding energies of medium-mass nuclei that are consistent with chiral EFT calculations at that order.

Our results also suggest that medium-mass nuclei can be connected to lattice QCD input. To make further progress in this direction, however, requires a resolution of the controversy between the different lattice QCD approaches to light nuclei, increasing the precision of the lattice QCD results that are input to EFTs, and finally, moving towards the physical pion mass.

ACKNOWLEDGMENTS

We thank Bijaya Acharya, Dick Furnstahl, Lucas Platter, and Gautam Rupak for useful discussions. We also thank Bira van Kolck, Daniel Phillips, and Ionel Stetcu for questions and discussions during the program INT 17-1a “Toward Predictive Theories of Nuclear Reactions Across the Isotopic Chart,” and Daniel Phillips for several useful communications. This material is based upon work supported in part by the U.S. Department of Energy, Office of Science, Office of Nuclear Physics, under Award Numbers DE-FG02-96ER40963 (University of Tennessee), DE-SC0008499, DE-SC0018223 (SciDAC NUCLEI Collaboration), the Field Work Proposal ERKBP57 at Oak Ridge National Laboratory (ORNL), the Leadership Computing Facility at ORNL under contract number DEAC05-00OR22725

(ORNL), Swedish Research Council under Grant No. 2015- 00225 and Marie Skłodowska Curie Actions, Co-fund, Project INCA 600398. S.B. gratefully acknowledges the financial support from the Alexander-von-Humboldt Foundation (Feodor-Lynen fellowship).

Appendix A: Overview of Appendices

The formulation of pionless EFT as a DVR in the oscillator basis invites questions regarding details of the implementation and its relation to established results. In these Appendices, we address a few relevant points. In App. B we show that a continuous family of DVR formulations exists, including one that exhibits a zero-momentum point. In App. C we show that the IR improvement of the LO two-body contact exhibits effective-range corrections that are parametrically small and inverse proportional to the number of DVR states. In App. D we derive simple scaling laws that govern the potential matrix elements as the oscillator frequency or the nucleon mass is varied. This makes it particularly simple to relate matrix elements corresponding to different UV cutoffs and to different nucleon masses. It also allows us to derive known relations such as the Thomas effect [94] or the Tjon [95] correlations. In App. E we confirm that our formulation of pionless EFT obeys the Wigner bound [96]. In App. F we study the regulator dependence of our EFT by comparing different combinations of $(N, \hbar\omega)$ that yield similar UV cutoffs. In App. G we discuss the effects of oscillator basis truncation on NNN contact with cutoff in Jacobi momenta. Finally, App. H is dedicated to IR extrapolations. There, we show that Lüscher-like [73] formulas account for finite-size corrections that stem from finite harmonic oscillator spaces

Appendix B: DVR with a zero-momentum point

A discrete variable representation (DVR) in momentum space consists of basis functions $\tilde{\phi}_{\mu,l}(k)$ that are orthogonal to each other and localized around certain discrete momentum points. Let us start by expressing the DVR basis in terms of oscillator wave functions

$$\tilde{\phi}_{\kappa,l}(k) = d_{\kappa,l} \sum_{n=0}^{N_l} \tilde{\psi}_{n,l}(\kappa) \tilde{\psi}_{n,l}(k). \quad (\text{B1})$$

Here κ is a discrete momentum (to be determined) and $d_{\kappa,l}$ is a normalization constant. The DVR wave function $\tilde{\phi}_{\kappa,l}$ is the projection of a spherical wave with momentum κ onto the finite harmonic oscillator basis. To see this, we start from the completeness relation

$$\sum_{n=0}^{\infty} \tilde{\psi}_{n,l}(\kappa) \tilde{\psi}_{n,l}(k) = \frac{\delta(k - \kappa)}{k\kappa}, \quad (\text{B2})$$

and note that this is also the orthogonality condition for spherical waves with momenta k and κ , respectively.

We need to determine the DVR points $\kappa = \kappa_\mu$ in the wave function (B1) such that wave functions belonging to different κ_μ are orthogonal to each other. Here μ enumerates the discrete set of momenta (the DVR points). The overlap between two such wave functions is

$$\begin{aligned} & \int_0^\infty dk k^2 \tilde{\phi}_{\kappa_\mu,l}(k) \tilde{\phi}_{\kappa_\nu,l}(k) \\ &= d_{\kappa_\mu,l} d_{\kappa_\nu,l} \sum_{n=0}^{N_l} \tilde{\psi}_{n,l}(\kappa_\mu) \tilde{\psi}_{n,l}(\kappa_\nu) \\ &= d_{\kappa_\mu,l} d_{\kappa_\nu,l} \sqrt{(N_l + 1)(N_l + l + 3/2)} \\ & \times \frac{\tilde{\psi}_{N_l,l}(\kappa_\mu) \tilde{\psi}_{N_l+1,l}(\kappa_\nu) - \tilde{\psi}_{N_l+1,l}(\kappa_\mu) \tilde{\psi}_{N_l,l}(\kappa_\nu)}{b^2 (\kappa_\mu^2 - \kappa_\nu^2)}. \end{aligned} \quad (\text{B3})$$

For $\kappa_\mu \neq \kappa_\nu$, orthogonality implies

$$\frac{\tilde{\psi}_{N_l+1,l}(\kappa_\mu)}{\tilde{\psi}_{N_l,l}(\kappa_\mu)} = \frac{\tilde{\psi}_{N_l+1,l}(\kappa_\nu)}{\tilde{\psi}_{N_l,l}(\kappa_\nu)}, \quad (\text{B4})$$

and we can solve for DVR points κ_μ by demanding that

$$\frac{\tilde{\psi}_{N_l+1,l}(\kappa_\mu)}{\tilde{\psi}_{N_l,l}(\kappa_\mu)} = R, \quad (\text{B5})$$

with R being a constant.

Figure 12 shows the ratio in Eq. (B5) as a function of momentum (red curve) for a model space with $N = 8$ and $l = 0$. The dashed-dotted horizontal line $R = 0$ yields the blue circles as intersection points; these are the DVR points we employed in the main text of this paper. The dashed horizontal line

$$R = \frac{\tilde{\psi}_{N_l+1,l}(0)}{\tilde{\psi}_{N_l,l}(0)} = \sqrt{\frac{N_l + l + 3/2}{N_l + 1}} \quad (\text{B6})$$

yields the black triangles as intersection points. This is the DVR we seek as it contains the point $k = 0$. We note that there is a continuous set of DVRs, each being identified by the value of R .

To find the DVR points κ_μ , we solve

$$0 = \sqrt{\frac{N_l + l + 3/2}{N_l + 1}} \tilde{\psi}_{N_l,l}(\kappa) - \tilde{\psi}_{N_l+1,l}(\kappa), \quad (\text{B7})$$

which is equivalent to

$$\begin{aligned} 0 &= (N + l + 3/2) L_{N_l}^{l+1/2}(\kappa^2 b^2) - (N_l + 1) L_{N_l+1}^{l+1/2}(\kappa^2 b^2) \\ &= \kappa^2 b^2 L_{N_l}^{l+3/2}(\kappa^2 b^2). \end{aligned} \quad (\text{B8})$$

In the last step we used formula 8.971(4) of Ref. [97]. Thus, the DVR points are $\kappa = 0$ and the N_l roots of the polynomial $L_{N_l}^{l+3/2}(\kappa^2 b^2)$. It is understood that discrete momentum points are different for each partial wave and

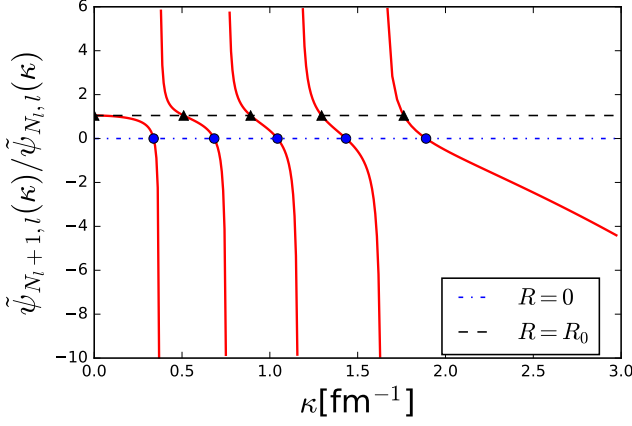


FIG. 12. (Color online) Solid red curve: The ratio R of Eq. (B5) as a function of the momentum in a model space $N = 8$, $\hbar\omega = 22$ MeV, and $l = 0$. The dashed-dotted horizontal line corresponds to $R = 0$, and its intersection with the red curve, denoted by solid blue dots, yields the DVR points we used in the main text. The dashed line corresponds to the ratio $R = R_0$ in Eq. (B6), and the intersection of this line with red curve, denoted by solid black triangles, marks the DVR points of the DVR discussed in this Appendix.

to keep our notation simpler we denote them by κ_μ instead of $\kappa_{\mu,l}$.

We note that Eq. (B5) only exhibits N_l solutions for $R > \tilde{\psi}_{N_l+1,l}(0)/\tilde{\psi}_{N_l,l}(0)$. For $R \rightarrow +\infty$, for instance, the solutions are N_l zeros of the generalized Laguerre polynomial $L_{N_l}^{l+1/2}(\kappa^2 b^2)$. This yields only N_l DVR functions. The remaining basis function is $\tilde{\psi}_{N_l+1,l}(k)$, but the resulting set of $N_l + 1$ basis functions is no longer a DVR.

We return to Eq. (B4) and compute the normalization for DVR wave functions whose momenta fulfill Eq. (B8). This yields

$$\begin{aligned} d_{\kappa_\mu,l}^{-2} &= -\sqrt{N_l(N_l+1)(N_l+l+3/2)} \\ &\times \frac{\tilde{\psi}_{N_l-1,l+1}(\kappa_\mu)\tilde{\psi}_{N_l+1,l}(\kappa_\mu)}{\kappa_\mu b} \\ &= (N_l+l+3/2) \left[\tilde{\psi}_{N_l,l}(\kappa_\mu) \right]^2 \\ &= (N_l+1) \left[\tilde{\psi}_{N_l+1,l}(\kappa_\mu) \right]^2. \end{aligned} \quad (\text{B9})$$

To derive this result, we employ the rule of l'Hospital, Eq. 8.971(2) from Ref. [97] and the recurrence relations between Laguerre polynomials. Returning to Eq. (B1) we compute

$$\tilde{\phi}_{\kappa_\mu,l}(k) = \frac{k}{b(k^2 - \kappa_\mu^2)} \tilde{\psi}_{N_l+1,l}(k). \quad (\text{B10})$$

We note that the norm $d_{0,l}$ diverges as $(kb)^l$ for $\kappa = 0$ and $l > 0$. The corresponding localized eigenfunction in Eq. (B1) remains finite because $\tilde{\psi}_{n,l}(0) \propto (kb)^l$ and we

have

$$\begin{aligned} \tilde{\phi}_{0,l}(k) &= \sqrt{\frac{N_l! \Gamma(l+5/2)}{\Gamma(N_l+l+5/2) \Gamma(l+3/2)}} \\ &\times \sum_{n=0}^{N_l} \sqrt{\frac{\Gamma(n+l+3/2)}{n!}} \tilde{\psi}_{n,l}(k^2 b^2). \end{aligned} \quad (\text{B11})$$

We want to compare the DVR of this Appendix to the one we used in the main text of the paper. In the large N_0 limit, the ($l = 0$) wave functions of the latter DVR are essentially $j_0(k_{\mu,0}r)$ with $k_{\mu,0} \approx \mu\pi/L$. In contrast, the DVR points κ_μ of the DVR developed in this Appendix which explicitly include $k = 0$ momentum satisfy $\kappa_\mu \approx (2\mu+1)\pi/(2L)$, i.e., the DVR wave functions approach a Neumann boundary condition close to $r = L$. For other values of the ratio R of Eq. (B6), one obtains mixed boundary conditions close to $r = L$.

Let us compute the S -wave NN contacts $v(k) = 1$ at LO and $w(k) = k^2$ at NLO in this DVR. The results are shown as solid red lines in the upper and lower panels of Fig. 13, respectively. The original momentum-space interaction is plotted as a black dashed line. Dots representing the new discrete momenta, now including $k = 0$. The model-space parameters are $N = 8$ and $\hbar\omega = 22$ MeV.

While these DVR potentials are slightly more oscillatory than the IR-improved DVR potential in Figs. 2 and 4, they reproduce the original momentum-space interaction much better than the other DVR without IR improvement (red dashed curves in Figs. 2 and 4).

This makes it interesting to compute phase shifts with the DVR of this Appendix. Figure 14 shows the LO and NLO np phase shifts from the DVR interaction in 1S_0 (top) and 3S_1 (bottom) partial wave channels. Since at NLO NN interaction in the DVR representation has incorrect curvature at $k = 0$, the NLO phase shifts are slightly oscillatory in both channels in comparison to phase shifts from IR improved interaction in the other DVR. Even so, we find it to be a simple alternative to the IR improvement.

Appendix C: IR improvements and effective range

We want to understand the quality of the IR improvement of the NN contact. As the number of DVR states N_0 is finite, we have to understand finite-size effects. Here, we focus on the curvature of the function (23) at $k = 0$, as this introduces a finite range correction. To understand the finite size effects, we recall that – at low momenta and long wave lengths – the spherical harmonic oscillator basis is indistinguishable from a spherical cavity with radius $L = \pi/k_{0,0}$. This allows us to understand finite-size effects in the oscillator DVR by studying corresponding effects in a spherical cavity.

We therefore consider a spherical cavity of radius L . Eigenfunctions for S waves with momentum k_μ are

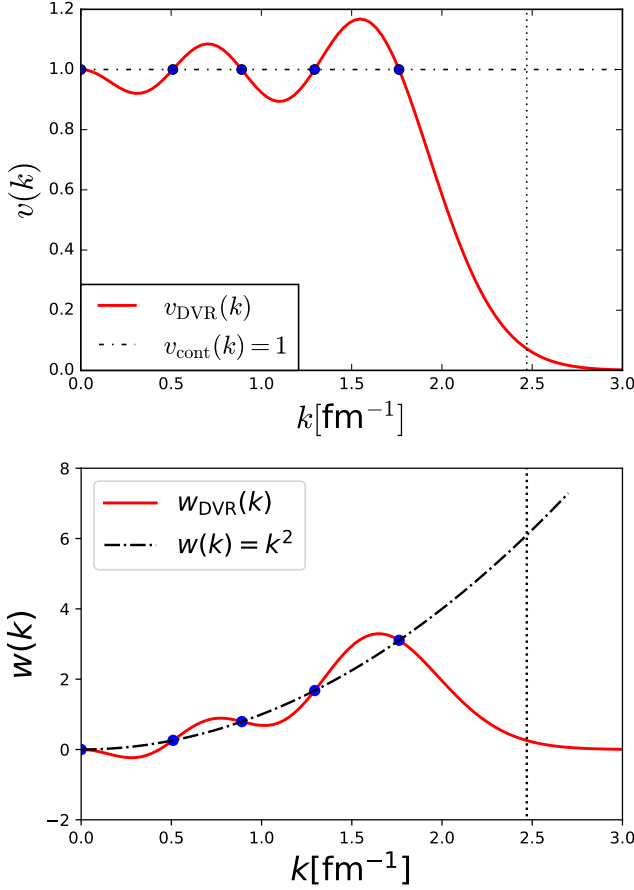


FIG. 13. (Color online) The red curve shows the contact realized in a DVR with a zero-momentum point, in comparison with the original momentum-space contact shown as a dash-dotted black line. The solid dots represent the DVR momenta. Note that $k = 0$ is a DVR point. The upper (lower) panel is for NN LO (NLO) interaction in pionless EFT. The vertical black dotted line depicts the UV cutoff introduced by finite harmonic oscillator basis space with $l = 0$, $N = 8$, and $\hbar\omega = 22$ MeV.

spherical Bessel functions $j_0(\kappa r)$. In momentum space, the corresponding wave function results from a Fourier-Bessel transform

$$\begin{aligned} \tilde{\psi}_\kappa(k) &\equiv \frac{2}{\pi} \int_0^L dr r^2 j_0(\kappa r) j_0(kr) \\ &= \frac{1}{\pi \kappa k} \left(\frac{\sin(k - \kappa)L}{k - \kappa} - \frac{\sin(k + \kappa)L}{k + \kappa} \right). \end{aligned} \quad (\text{C1})$$

The momentum-space function $\tilde{\psi}_\kappa(k)$ is a smeared Dirac- δ function with a peak at $k = \kappa$ and also exhibits oscillations. As a check, we see that $\tilde{\psi}_\kappa(k) \rightarrow \delta(k - \kappa)/(\kappa k)$ for $L \rightarrow \infty$. The expression (C1) can be simplified when it is evaluated at the quantized momenta of

$$k_\mu \equiv \frac{\mu\pi}{L}. \quad (\text{C2})$$

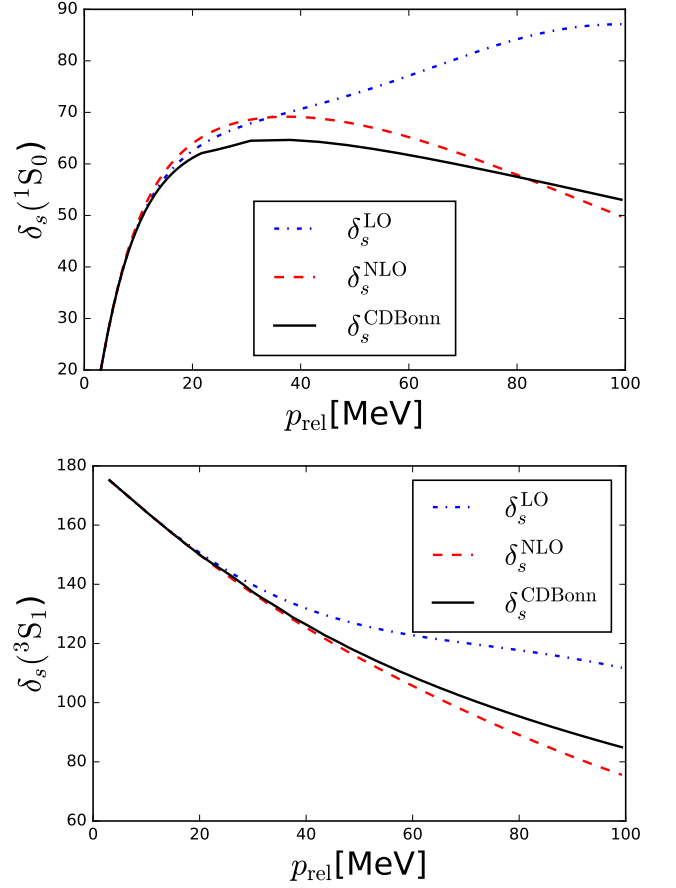


FIG. 14. (Color online) The 1S_0 (upper panel) and 3S_1 phase shifts (lower panel) from a DVR potential at NLO (LO) in pionless EFT in a model space $N = 8$, $\hbar\omega = 22$ MeV at NLO (red dashed line) and LO (blue dot-dashed line). The black curve shows the neutron-proton phase shifts of the CD-Bonn potential.

Then we have

$$\tilde{\psi}_{k_\mu}(k) = \frac{2L(-1)^\mu}{\pi} \frac{j_0(kL)}{k^2 - k_\mu^2}. \quad (\text{C3})$$

In particular, the DVR property is

$$\tilde{\psi}_{k_\mu}(k_\nu) = \delta_\mu^\nu c_\mu^{-1} \quad (\text{C4})$$

with

$$c_\mu^{-1} \equiv \frac{L^3}{\pi^3 \mu^2}. \quad (\text{C5})$$

To see the analogy with the oscillator DVR, we note that $\tilde{\psi}_{k_\mu}(k) \leftrightarrow \tilde{\psi}_{\mu,0}(k)$, and that $c_\mu \leftrightarrow c_{\mu,0}$. In an EFT based on N spherical Bessel functions, we would approximate the contact function $v_{\text{DVR}}(k)$ of Eq. (21) as

$$\tilde{v}(k) \approx \sum_{\mu=1}^N c_\mu \tilde{\psi}_{k_\mu}(k). \quad (\text{C6})$$

Here, the tilde indicates that this function exhibits oscillations. By construction, $\tilde{v}(k_\mu) = 1$, but this function is certainly not a constant. It has an oscillatory component, and at zero momentum we have

$$\tilde{v}(0) = \begin{cases} 2 & \text{for } N \text{ odd} , \\ 0 & \text{for } N \text{ even} . \end{cases} \quad (\text{C7})$$

This suggests to make an IR improvement by adding one more basis function with momentum k_{N+1} , and with half the usual amplitude. (Alternatively, we could reduce the amplitude at k_N by a factor two as is approximately done for the oscillator DVR, see Fig. 2.) This yields

$$\begin{aligned} \bar{v}(k) &= \sum_{\mu=1}^N c_\mu \tilde{\psi}_{k_\mu}(k) + \frac{c_{N+1}}{2} \tilde{\psi}_{k_{N+1}}(k) \\ &= 2j_0(kL) \sum_{\mu=1}^N \frac{(-1)^\mu \mu^2}{\left(\frac{kL}{\pi}\right)^2 - \mu^2} \\ &\quad + j_0(kL) \frac{(-1)^{N+1} (N+1)^2}{\left(\frac{kL}{\pi}\right)^2 - (N+1)^2} . \end{aligned} \quad (\text{C8})$$

By construction, $\bar{v}(k_\mu) = 1$ for $\mu = 1, \dots, N$ and $\bar{v}(0) = 1$. The function \bar{v} exhibits oscillations with a much reduced amplitude in comparison to \tilde{v} , and it is an even function in k . To gauge its quality in the IR, we compute its curvature at $k = 0$. For $k \rightarrow 0$ we find

$$\bar{v}(k) \approx 1 - \frac{k^2 L^2}{\pi^2} \left[\frac{\pi^2}{6} + 2 \sum_{\mu=1}^N \frac{(-1)^\mu}{\mu^2} - \frac{(-1)^N}{(N+1)^2} \right] . \quad (\text{C9})$$

We use

$$\sum_{n=1}^K \frac{(-1)^n}{n^2} = \frac{1}{2} \sum_{n=1}^{\lfloor \frac{K}{2} \rfloor} \frac{1}{n^2} - \sum_{n=1}^K \frac{1}{n^2} . \quad (\text{C10})$$

Here, $[x]$ denotes the integer part of x . We rewrite

$$\begin{aligned} \sum_{n=1}^K \frac{1}{n^2} &= \sum_{n=1}^{\infty} \frac{1}{n^2} - \sum_{n=K+1}^{\infty} \frac{1}{n^2} \\ &= \frac{\pi^2}{6} - \sum_{n=K+1}^{\infty} \frac{1}{n^2} , \end{aligned} \quad (\text{C11})$$

and employ the Euler-Maclaurin summation formula

$$\sum_{n=K+1}^{\infty} \frac{1}{n^2} = \frac{1}{K} - \frac{1}{2K^2} + \mathcal{O}(K^{-3}) . \quad (\text{C12})$$

Thus, the expansion (C9) becomes

$$\bar{v}(k) \approx 1 + \mathcal{O}\left(\frac{(kL)^2}{N^3}\right) . \quad (\text{C13})$$

This result is also confirmed numerically. Using $\Lambda L \propto N$, we see that the quadratic correction scales as

$$\frac{1}{N} \left(\frac{k}{\Lambda}\right)^2 . \quad (\text{C14})$$

Thus, the effective range correction of the IR-improved contact is parametrically small as the number N of DVR points increases. This is an interesting and encouraging result. The IR improved contact in an EFT based on the lowest N discrete momentum states of a spherical cavity exhibits small effective-range corrections proportional to $1/N$. This correction vanishes as $N \rightarrow \infty$ and is clearly a finite-size effect.

We also note here the IR improvement of the contact essentially reduces the weight of the eigenfunction corresponding to the largest momentum by a factor of about 0.5. This suggests a simple way to perform IR improvements. In the partial wave with angular momentum l we introduce non-local regulators for the potential via

$$V(p', l'; p, l) \rightarrow e^{-\left(\frac{p'}{k_{N', l'}}\right)^{2n}} V(p', l'; p, l) e^{-\left(\frac{p}{k_{N, l}}\right)^{2n}} .$$

This widely used regulator approximately introduces the factor one-half reduction at about the right momentum. In practice we find that this simple procedure works quite well, in particular for chiral interactions where analytical IR improvements might be more tedious.

Appendix D: Thomas effect and Tjon line

In this Appendix, we derive simple scaling relations that hold at fixed N . We will use them to explain the key results the Thomas effect [94] (i.e., the increase of binding in the three-nucleon system with increasing cutoff of the NN interaction) and the Tjon line [95] (i.e., the correlation between binding energies of the $A = 3$ and $A = 4$ bound states. These results suggest that the EFT as a DVR in the oscillator basis is also useful to obtain analytical insights.

In what follows we vary the UV cutoff (6) at fixed number of oscillator shells N by changing the oscillator length b , i.e., the oscillator frequency $\hbar\omega$. We also allow the nucleon mass to vary, as this will be useful with view on lattice nuclei. As we will see, varying $\hbar\omega$ or nucleon mass m simply rescales the matrix elements of the contact interactions and kinetic energy in the oscillator EFT.

From Eqs. (12) and (8) we find $\tilde{\psi}_{n, l}(k) \propto b^{3/2}$, $c_{\mu, l} \propto b^{-3/2}$, and $k_{\mu, l} \propto b^{-1}$. Thus, the roots of the generalized Laguerre polynomial $L_{N+1}^{l+1/2}(k^2 b^2)$ do not change, and a rescaling of b and m simply changes the matrix elements of the LO contact, the NLO contact, and the three-nucleon force as

$$\begin{aligned} V_{\text{LO}} &\propto C_{\text{LO}} b^{-3} \propto C_{\text{LO}} (m\hbar\omega)^{3/2} , \\ V_{\text{NLO}} &\propto C_{\text{NLO}} b^{-5} \propto C_{\text{NLO}} (m\hbar\omega)^{5/2} , \\ V_{\text{N}NN} &\propto C_{\text{N}NN} b^{-6} \propto C_{\text{N}NN} (m\hbar\omega)^3 , \end{aligned} \quad (\text{D1})$$

respectively. The Schrödinger equation for two nucleons at leading order in either the 1S_0 or the 3S_1 partial wave

is

$$\frac{\hbar^2}{mb^2} \left(\hat{t}_2 + m\hbar \frac{C_{\text{LO}}}{b} \hat{v}_2 \right) |\psi\rangle = E_2 |\psi\rangle \quad (\text{D2})$$

Here, \hat{t}_2 and \hat{v}_2 are dimensionless matrices of the kinetic and potential energies, respectively. Thus,

$$\left(\hat{t}_2 + m\hbar \frac{C_{\text{LO}}}{b} \hat{v}_2 \right) |\psi\rangle = \frac{E_2}{\hbar\omega} |\psi\rangle \approx 0. \quad (\text{D3})$$

The last approximation is exact in the case of an infinite scattering length or a zero-energy bound state. It is a good approximation in general as most model spaces of *ab initio* calculations have $E_2/(\hbar\omega) \ll 1$. Thus,

$$\frac{C_{\text{LO}}}{b} m\hbar = \text{const.} \quad (\text{D4})$$

This relation implies $C_{\text{LO}} \propto (\hbar\omega)^{-1/2}$ and is the oscillator-EFT equivalent of the well-known relation $C_{\text{LO}} \propto (m\Lambda)^{-1}$ in the momentum-space formulation of pionless EFT at infinite scattering length (or zero-energy bound states).

Let us now consider the Schrödinger equation for the A -body system, based on NN interactions at LO. We find similar to Eq. (D2) that

$$\begin{aligned} E_A |\psi\rangle &= \frac{\hbar^2}{mb^2} \left(\hat{t}_A + m\hbar \frac{C_{\text{LO}}}{b} \hat{v}_A \right) |\psi\rangle \\ &= \frac{\hbar^2}{mb^2} \hat{h}_A |\psi\rangle. \end{aligned} \quad (\text{D5})$$

Here, \hat{t}_A , and \hat{v}_A are the dimensionless matrices for the kinetic and potential energy in the A -body system, respectively. These quantities do not depend on the oscillator length. We note that \hat{h}_A is a dimensionless matrix that is independent of b because of the scaling relation (D4). Thus,

$$E_A \propto \frac{\hbar^2}{mb^2} = \hbar\omega. \quad (\text{D6})$$

This scaling relation explains the Thomas effect [94]: the binding energy of the $A = 3$ system increases with decreasing range of the potential, i.e., with increasing cutoff or increasing $\hbar\omega$. It also explains the Tjon line [95], i.e., the correlation between the binding energies of the $A = 3$ and $A = 4$ nuclei. Of course, both effects led to beautiful insights regarding the renormalization of the $A = 3$ body system via a three-body force [63] and the Tjon line as a generic property of systems with large scattering lengths [13]. To illustrate our analytical insights we use the results obtained for NN potentials alone (see, e.g., Table III) and show the Tjon correlations, i.e., the proportionality of the binding energies for $A = 3$ nuclei and ${}^4\text{He}$ in Fig. 15.

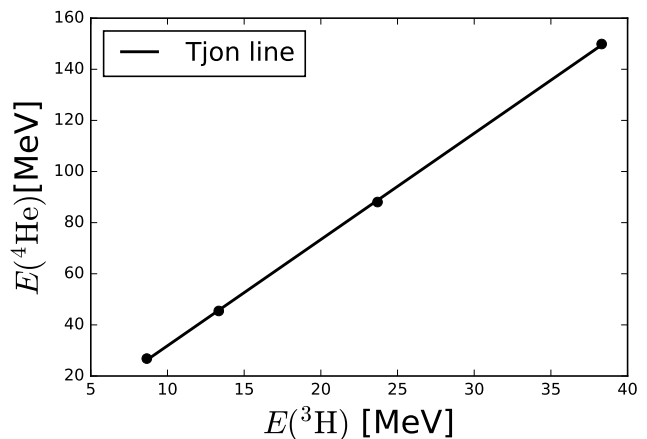


FIG. 15. Correlation between the triton and ${}^4\text{He}$ binding energies, computed in LO with NN interactions from pionless EFT. Different points correspond to different UV cutoffs.

Appendix E: Large UV cutoffs and the Wigner bound

Based on Wigner's bound on the derivative of phase shifts, Phillips and Cohen showed that the effective range r_e of the potential obeys the inequality

$$r_e \leq 2 \left(R - \frac{R^2}{a} + \frac{R^3}{3a^2} \right). \quad (\text{E1})$$

Here, R is the physical range of the potential, i.e., the radius beyond which the potential is zero and a is the scattering length. As the physical range scales as $R \propto \Lambda^{-1}$ for interactions with a UV cutoff Λ , it is clear that the effective range expansion (2) cannot be reproduced at sufficiently large UV cutoffs. How does the EFT employed in this work reflect this behavior?

Figure 16 shows the effective range in the singlet S wave (red curve) obtained from a fit to the effective range expansion (2) for NLO interactions regularized in a finite harmonic oscillator basis with $N = 8$. The UV cutoff is increased by increasing the oscillator spacing $\hbar\omega$. Beyond $\Lambda \approx 650$ MeV, we are unable to reproduce the effective range of the NN interaction. The dashed black curve shows the Wigner bound, i.e., the equality sign holds in Eq. (E1). We see that our EFT obeys the Wigner bound. We also note that the effective range seems to approach zero for very large cutoffs. Negative effective ranges (as discussed in Ref. [98]) are not realized in our EFT.

Appendix F: Regulator effects

In the DVR implementation of pionless EFT, the UV cutoff (6) can be varied at fixed N by changing the oscillator frequency $\hbar\omega$. Strictly speaking the variation of $\hbar\omega$ also changes the IR cutoff, but the IR improvement

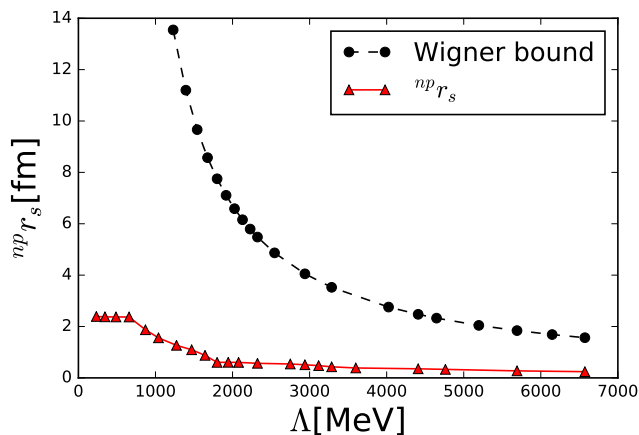


FIG. 16. (Color online) The effective range in the singlet S wave (red line) as a function of the UV cutoff. The blue line shows Wigner's bound.

essentially eliminates the effect of this variation on the potential.

In this Appendix we will consider different combinations of $(N, \hbar\omega)$ that keep the UV cutoff constant and thus correspond to different regulators. In an EFT, regulator dependencies are expected to be higher-order effects. Thus, we expect that IR improved interactions with an identical UV cutoff but different $(N, \hbar\omega)$ combinations should yield similar results for finite nuclei. How small can N be chosen? Semiclassical arguments indicate that the number N should scale as $N \propto A^{1/3}$ so that all nucleons are indeed interacting. But besides this, there seems to be little to be gained by considering (unnecessary) large interaction spaces.

To probe regulator dependencies, we consider model spaces with combinations $N = 6$, $\hbar\omega = 26.63$ MeV, $N = 8$, $\hbar\omega = 22$ MeV, and $N = 10$, $\hbar\omega = 18.74$ MeV; these have a similar UV cutoff $\Lambda \approx 487$ MeV. Figure 17 shows that the IR-improved potentials $v(k) = 1$ at LO and $w(k) = k^2$ at NLO are similar for the different model spaces. Due to the IR improvement, the effective UV cutoff decreases somewhat with decreasing N , but the differences are small, particularly at low momenta. This suggests that the different model spaces translate into small differences in the effective regulator functions.

We fit the NN potential at LO to the scattering lengths and the deuteron binding energy. The resulting LECs are shown in Table XII. We note that the LECs exhibit only a small dependency on the model space, in keeping with EFT expectations that regulator dependencies at similar cutoffs are higher-order effects.

We turn to the NN interaction at NLO and employ the effective ranges as additional constraints to determine the LECs. Table XIII shows the results. Again we observe a mild dependence of the model space, and this is again consistent with EFT expectations that regulator dependencies are higher-order effects.

We turn to the NNN contact. Figure 18 compares

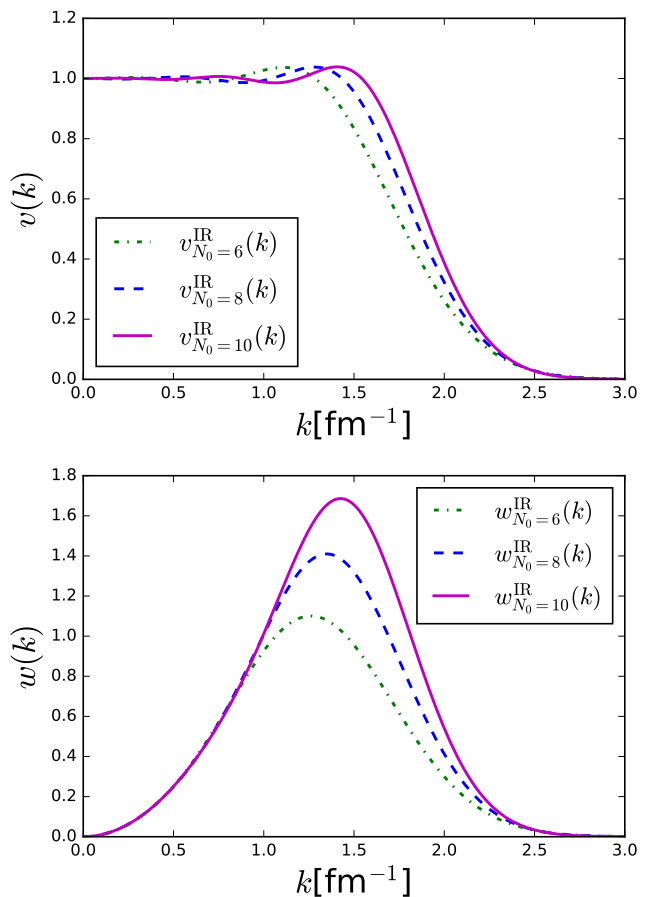


FIG. 17. (Color online) The dash-dotted green (solid magenta) curve shows the NN interaction in model space $N = 6$, $\hbar\omega = 26.63$ MeV, ($N = 10$, $\hbar\omega = 18.74$ MeV). The dashed blue curve shows the same interactions in model space $N = 8$, $\hbar\omega = 22$ MeV. All three cases have a momentum cutoff $\Lambda \approx 487$ MeV.

TABLE XII. The LECs of the NN potential at LO for physical nuclei at constant $\Lambda \approx 487$ MeV and varying model space size.

N	$\hbar\omega$	\tilde{C}_{3s_1}	\tilde{C}_{1s_0}
6	26.63	-0.407880	-0.313361
8	22	-0.379465	-0.296100
10	18.74	-0.360988	-0.284491

NNN function $\bar{u}(k, p)$ regulated in hyperradial momentum for three model spaces of interest. All three interactions are quite similar, particularly at low momenta. We note that this observation also extends to NNN contact when regulated in each Jacobi momentum.

We include the NNN contact and determine its LEC by adjusting to the triton binding energy. We perform two independent computations of the ground state energies and matter radii of $A = 3, 4$ nuclei (at a physical pion mass) from these NN interactions at LO and NLO, and present the results in Table XIV. The Coulomb in-

TABLE XIII. NN LECs at NLO for physical nuclei at constant $\Lambda \approx 487$ MeV and varying model space size.

N	$\hbar\omega$	\tilde{C}_{3s_1}	C_{3s_1}	\tilde{C}_{1s_0}	C_{1s_0}
6	26.63	-0.792415	0.834806	-0.571535	0.469715
8	22	-0.809378	0.772254	-0.612966	0.691221
10	17.84	-0.798677	0.693435	-0.587451	0.614043

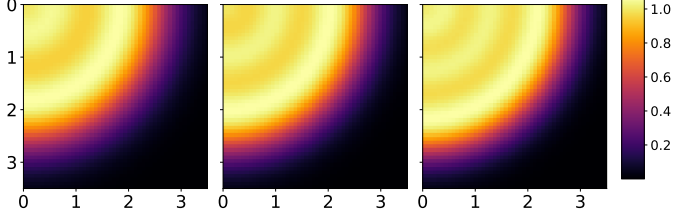


FIG. 18. (Color online) Momentum space matrix elements $\bar{u}(k, p) = c_{\mu,0} c_{\nu,0} u_{\text{DVR}}^{\text{IR}}(\sqrt{k^2 + p^2})$ in harmonic oscillator basis with $N = 6$ (left), 8 (center) and 10 (right) with identical UV cutoff. The x and y axes represent Jacobi momenta in fm^{-1} .

teraction was included.

TABLE XIV. Binding energies and radii for $A = 3, 4$ nuclei at constant $\Lambda \approx 487$ MeV and different model spaces employing a hyperspherical regulator for the NNN contact. The NNN coupling c_E is adjusted to reproduce the triton binding energy $B_t = 8.482$ MeV.

$E_{3\text{max}} = N$ (triangular)						
LO						
N	c_E	$r(^3\text{H})$	$E(^3\text{He})$	$r(^3\text{He})$	$E(^4\text{He})$	$r(^4\text{He})$
6	-0.269308	1.30	7.55	1.47	18.28	1.45
8	-0.238514	1.29	7.52	1.46	17.66	1.46
10	-0.218702	1.28	7.50	1.45	17.27	1.46
NLO						
N	c_E	$r(^3\text{H})$	$E(^3\text{He})$	$r(^3\text{He})$	$E(^4\text{He})$	$r(^4\text{He})$
6	-0.073289	1.58	7.71	1.77	28.39	1.36
8	-0.008170	1.63	7.77	1.83	29.30	1.44
10	-0.024851	1.63	7.77	1.82	27.90	1.51

We also performed calculations where the NNN interaction is regulated in each of the Jacobi momenta. Table XV shows the results. The comparison with Table XIV shows that regulator differences in the NNN contact are small, as expected in an EFT.

Appendix G: Effects of oscillator basis truncation on NNN contact

In this Appendix we discuss the effects of an oscillator basis truncation where the NNN interaction matrix elements of the oscillator states with $n_1 + n_2 > N_3$ are set to zero. Here and throughout this Appendix, n_1 and n_2

TABLE XV. Same as Table XIV but for regulators in each Jacobi coordinate of the NNN force.

$E_{3\text{max}} = 2N$ (square)						
LO						
N	c_E	$r(^3\text{H})$	$E(^3\text{He})$	$r(^3\text{He})$	$E(^4\text{He})$	$r(^4\text{He})$
6	-0.224040	1.33	7.58	1.49	21.28	1.51
8	-0.191847	1.32	7.56	1.48	20.82	1.40
10	-0.171713	1.31	7.55	1.47	23.07	1.38
NLO						
N	c_E	$r(^3\text{H})$	$E(^3\text{He})$	$r(^3\text{He})$	$E(^4\text{He})$	$r(^4\text{He})$
6	-0.059819	1.58	7.71	1.78	28.34	1.40
8	-0.006553	1.68	7.77	1.83	29.27	1.45
10	-0.020162	1.63	7.77	1.66	28.13	1.51

are principal harmonic oscillator quantum numbers for a three-nucleon system in intrinsic Jacobi coordinates.

The NNN contact with the hyperspherical cutoff in Eq. (42) remains unaffected by this truncation for $N_3 \geq N$, because it fulfills $n_1 + n_2 \leq N$ by construction. This is the key reason why we chose to work with the hyperspherical regulator in this paper. On the other hand, the IR improved NNN interaction (32) with cutoff in Jacobi momenta is affected by this truncation once $N_3 < 2N$. As shown in Fig. 19, lowering N_3 below $2N = 16$ significantly modifies the NNN contact with cutoff in Jacobi momenta after truncation. Here, $N_3 = 6, 8$, and 10 are shown by the dash-dotted green, dashed blue, and solid magenta lines respectively.

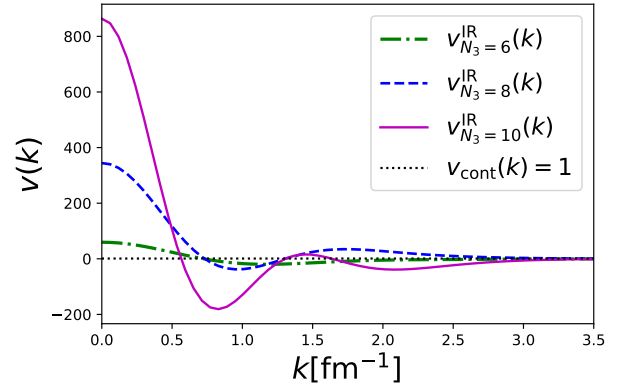


FIG. 19. (Color online) The v_{DVR} of NNN interaction (32) reconstructed only from interaction matrix elements in remaining harmonic oscillator basis states after $n_1 + n_2 \leq N_3$ truncation. Dashed-dotted green line: NNN interaction in model space $N_3 = 6$ and $\hbar\omega = 26.63$ MeV; dashed blue line: $N_3 = 8$ and $\hbar\omega = 22$ MeV; solid magenta line: $N_3 = 10$ and $\hbar\omega = 18.74$ MeV. All three cases have the same momentum cutoff $\Lambda \approx 487$ MeV. The dotted black line shows the original momentum space interaction $v = 1$.

Not surprisingly, in the truncated bases with $N_3 < 2N = 16$ the ground-state energy of ^4He exhibits a strong dependence on the N_3 truncation. In an effort to reduce the number of matrix elements of the NNN force, we also

employed the NNN contact (32) such that the interaction vanishes for $n_1, n_2 > N/2$. (This would still keep NNN excitations up to $N\hbar\omega$ in the potential.) Choosing combinations of N and $\hbar\omega$ that exhibit similar UV cutoffs, we found that the ${}^4\text{He}$ binding energy increases with increasing N for this truncation.

Appendix H: IR extrapolations

The EFT formulation in the harmonic oscillator basis provides us with a UV cutoff that is tailored to the model space, and this makes UV extrapolations [70] unnecessary. To overcome finite-volume effects, one can employ IR extrapolations. The corresponding extrapolation [68] formulas generalize Lüscher's approach [73] to the harmonic oscillator.

The EFT potential is defined in a model space of size N . For the Hamiltonian matrix we choose $N_{\text{max}} \geq N$ such that the potential is active only between states with energy $E \leq N\hbar\omega$, while the kinetic energy is active in the full space, i.e., in all states with energy $E \leq N_{\text{max}}\hbar\omega$. (Here, we neglected the zero-point energy.) As N_{max} increases the radius L associated with the harmonic oscillator basis also increases, and the tail of the bound-state wave function becomes increasingly accurate. For energies, we have [68]

$$E(N_{\text{max}}) = E_{\infty} + ae^{-2k_{\infty}L} \quad (\text{H1})$$

as the leading correction for $k_{\infty}L \gg 1$. For the deuteron, k_{∞} is the bound-state momentum [69] and L is calculated using the Eq. (5). In general, k_{∞} is the separation momentum of the lowest breakup channel [79, 80], i.e.

$$S = \frac{\hbar^2 k_{\infty}^2}{2m} \quad (\text{H2})$$

is the separation energy of the lowest-lying breakup channel. This suggests that the relevant small momentum scale k_{sep} might be much larger than the low-momentum scales encountered in the deuteron and in the effective range expansion of the nuclear force. A separation energy of 8 MeV, for instance, corresponds to a separation momentum of about 120 MeV.

Let us illustrate the extrapolation using the example of the deuteron at NLO and in a model space $N = 8$ for the potential. Figure 20 shows that the energy difference $\Delta E \equiv E(N_{\text{max}}) - (E_{\infty})_{\text{actual}}$ converges exponentially fast as a function of L . Solid red dots (solid blue squares) $\hbar\omega = 40$ MeV (22 MeV), and the dashed black line is the function $a \exp(-2k_{\infty}L)$ with $a \approx 15$ MeV and the separation momentum 0.2316 fm^{-1} . We note that the exponential decay is indeed governed by the separation momentum and that the equality of this momentum and k_{∞} is much more accurate here than reported in Ref. [69]. The reason is presumably the fully achieved UV convergence in the present approach.

Though the no-core shell-model calculations for $A = 3, 4$ nuclei are virtually converged with respect to the

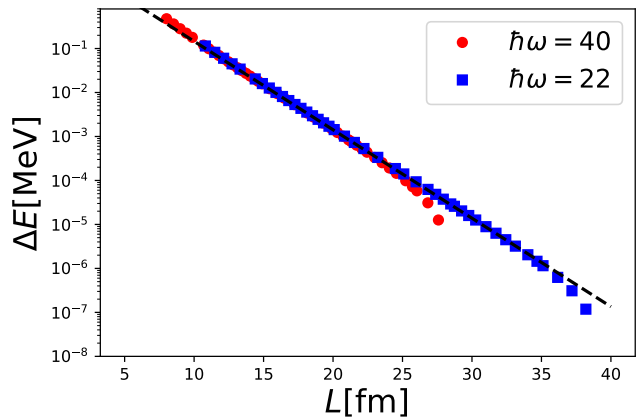


FIG. 20. Difference of the deuteron binding energy in a finite space of size L and the infinite-space result for $\hbar\omega = 40$ MeV (solid red dots) and 22 MeV (solid blue squares) for our NLO oscillator EFT potential in model space $N = 8$. The dashed black line shows $a \exp(-2k_{\infty}L)$ where $k_{\infty} \equiv 0.2316 \text{ fm}^{-1}$ is the separation momentum.

model space, it is still useful to consider IR extrapolation. At low energies, the harmonic oscillator is indistinguishable from a spherical cavity of radius L . For the no-core shell model, the radius L is a known function of the number of shells N and the frequency $\hbar\omega$ of the employed basis [72]. The NLO calculation of ${}^3\text{H}$ with an EFT potential of $N = 8$ and $\hbar\omega = 22$ MeV. As the formula (H1) depends on the three parameters $(E_{\infty}, k_{\infty}, a)$, extrapolations start from three data points of the ground-state energy $E(L) = E(N_{\text{max}})$ computed in $N_{\text{max}} = 8, 10, 12$. Figure 21 compares $E(N_{\text{max}})$ with the extrapolation result E_{∞} . From $N_{\text{max}} = 14$ and higher, the extrapolated result is much more accurate than the finite-volume result.

For the triton, the lowest open decay channel is $t \rightarrow d + n$, with a separation momentum fulfilling

$$\frac{\hbar^2 k_{\text{sep}}^2}{2m} = B_t - B_d, \quad (\text{H3})$$

where B_t and B_d are the binding energies of the triton and deuteron, respectively. Figure 22 compares the theoretical value of k_{sep} , computed from the theoretical energy differences, with the results k_{∞} from the extrapolation. Both quantities become close, but not identical, as the model space is increased. We do not completely understand the reason for the difference between k_{sep} and k_{∞} . However, at LO and using NN forces only, the triton is strongly bound, and the agreement between k_{∞} and k_{sep} is much better.

We turn to ${}^4\text{He}$, where the lowest-energetic breakup channel is $\alpha \rightarrow t + p$. We consider the case of the NLO calculation with a potential defined in $N = 8$ and $\hbar\omega = 40$ MeV. Figure 23 shows the convergence of the energy as the model space is increased and compares it to the extrapolated result.

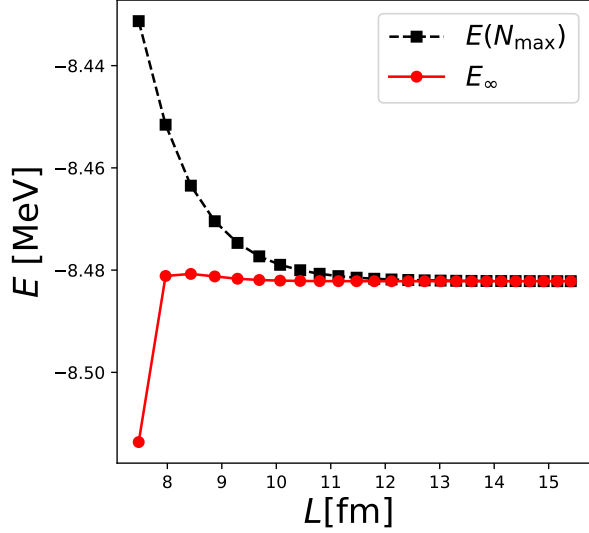


FIG. 21. (Color online) Ground-state energy (black squares) of ${}^3\text{H}$ computed in a model space of $N_{\text{max}} + 1$ shells and compared to the IR extrapolated result E_∞ (red circles).

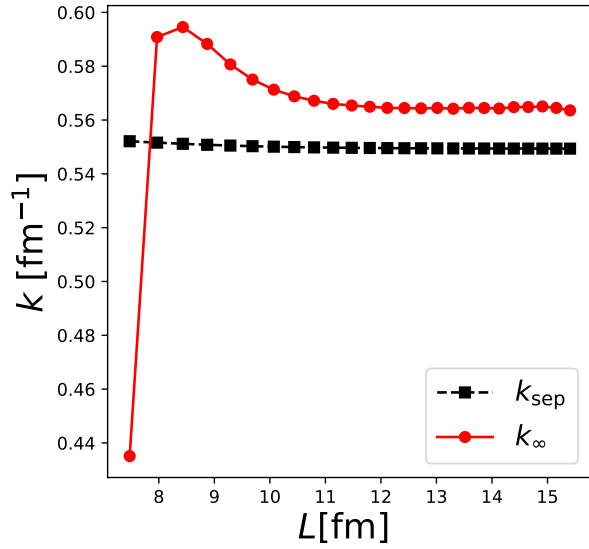


FIG. 22. (Color online) Separation momentum (black squares) of ${}^3\text{H}$ computed in a model space of $N_{\text{max}} + 1$ shells and compared to the IR extrapolated result k_∞ (red circles).

For this case, we can also compare the value of the extrapolated momentum k_∞ with that of the corresponding separation momentum. The results are shown in Fig. 24. Here, the extrapolated k_∞ is somewhat smaller than the separation momentum k_{sep} , but the results are not yet converged as the model space is increased.

Overall, the results of this Appendix show that the IR extrapolations of the EFT realized as a DVR in the harmonic oscillator basis work quite well and agree with expectations.

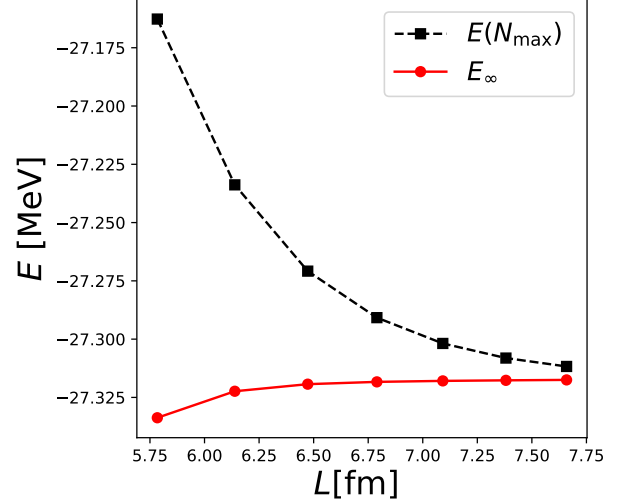


FIG. 23. (Color online) Ground-state energy (black squares) of ${}^4\text{He}$ computed in a model space of $N_{\text{max}} + 1$ shells and compared to the IR extrapolated result E_∞ (red circles).

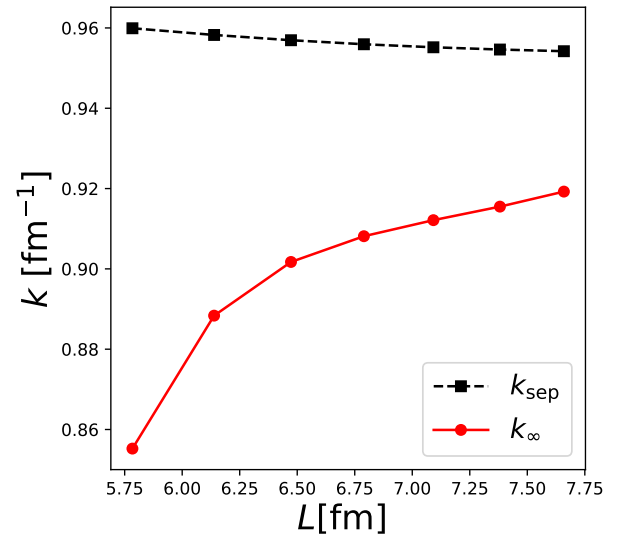


FIG. 24. (Color online) Separation momentum (black squares) of ${}^4\text{He}$ computed in a model space of $N_{\text{max}} + 1$ shells and compared to the IR extrapolated result k_∞ (red circles).

- [1] P. F. Bedaque and U. van Kolck, “Effective field theory for few-nucleon systems,” *Annual Review of Nuclear and Particle Science* **52**, 339–396 (2002), arXiv:nucl-th/0203055.
- [2] Hans-Werner Hammer and Lucas Platter, “Efimov states in nuclear and particle physics,” *Annual Review of Nuclear and Particle Science* **60**, 207–236 (2010), <http://dx.doi.org/10.1146/annurev.nucl.012809.104439>.
- [3] H. W. Griebhammer, J. A. McGovern, D. R. Phillips, and G. Feldman, “Using effective field theory to analyse low-energy Compton scattering data from protons and light nuclei,” *Prog. Part. Nucl. Phys.* **67**, 841 – 897 (2012).
- [4] Sebastian König, Harald W. Griebhammer, H.-W. Hammer, and U. van Kolck, “Effective theory of 3h and 3he,” *J. Phys. G: Nucl. Part. Phys.* **43**, 055106 (2016).
- [5] C.A. Bertulani, H.-W. Hammer, and U. van Kolck, “Effective field theory for halo nuclei: shallow p-wave states,” *Nucl. Phys. A* **712**, 37 – 58 (2002).
- [6] R. Higa, H.-W. Hammer, and U. van Kolck, “ $\alpha\alpha$ scattering in halo effective field theory,” *Nuclear Physics A* **809**, 171 – 188 (2008).
- [7] H.-W. Hammer and D.R. Phillips, “Electric properties of the beryllium-11 system in halo eft,” *Nuclear Physics A* **865**, 17 – 42 (2011).
- [8] Emil Ryberg, Christian Forssén, H.-W. Hammer, and Lucas Platter, “Effective field theory for proton halo nuclei,” *Phys. Rev. C* **89**, 014325 (2014).
- [9] H.-W. Hammer and R.J. Furnstahl, “Effective field theory for dilute fermi systems,” *Nuclear Physics A* **678**, 277 – 294 (2000).
- [10] S. R. Beane, E. Chang, S. D. Cohen, W. Detmold, H. W. Lin, T. C. Luu, K. Orginos, A. Parreño, M. J. Savage, and A. Walker-Loud (NPLQCD Collaboration), “Light nuclei and hypernuclei from quantum chromodynamics in the limit of $su(3)$ flavor symmetry,” *Phys. Rev. D* **87**, 034506 (2013).
- [11] N. Barnea, L. Contessi, D. Gazit, F. Pederiva, and U. van Kolck, “Effective field theory for lattice nuclei,” *Phys. Rev. Lett.* **114**, 052501 (2015).
- [12] L. Contessi, A. Lovato, F. Pederiva, A. Roggero, J. Kirscher, and U. van Kolck, “Ground-state properties of ^4He and ^{16}O extrapolated from lattice QCD with pionless EFT,” *Physics Letters B* **772**, 839 – 848 (2017).
- [13] L. Platter, H.-W. Hammer, and Ulf-G. Meißner, “On the correlation between the binding energies of the triton and the α -particle,” *Phys. Lett. B* **607**, 254 – 258 (2005).
- [14] J. Kirscher, H. W. Griebhammer, D. Shukla, and H. M. Hofmann, “Universal correlations in pion-less eft with the resonating group method: Three and four nucleons,” *The European Physical Journal A* **44**, 239–256 (2010).
- [15] J. Kirscher, H. W. Griebhammer, D. Shukla, and H. M. Hofmann, “Universal correlations in pion-less EFT with the resonating group model: three and four nucleons,” in *6th International Workshop on Chiral Dynamics* (2009) p. 105, arXiv:0909.5606 [nucl-th].
- [16] Johannes Kirscher, *Pionless Effective Field Theory in Few-Nucleon Systems*, Ph.D. thesis, George Washington University (2015), arXiv:1506.00347 [nucl-th].
- [17] Vadim Lensky, Michael C. Birse, and Niels R. Walet, “Description of light nuclei in pionless effective field theory using the stochastic variational method,” *Phys. Rev. C* **94**, 034003 (2016).
- [18] I. Stetcu, B. R. Barrett, and U. van Kolck, “No-core shell model in an effective-field-theory framework,” *Phys. Lett. B* **653**, 358 – 362 (2007).
- [19] U. van Kolck, “Few-nucleon forces from chiral Lagrangians,” *Phys. Rev. C* **49**, 2932–2941 (1994).
- [20] E. Epelbaum, H.-W. Hammer, and Ulf-G. Meißner, “Modern theory of nuclear forces,” *Rev. Mod. Phys.* **81**, 1773–1825 (2009).
- [21] R. Machleidt and D. R. Entem, “Chiral effective field theory and nuclear forces,” *Phys. Rep.* **503**, 1 – 75 (2011).
- [22] S. Binder, P. Piecuch, A. Calci, J. Langhammer, P. Navrátil, and R. Roth, “Extension of coupled-cluster theory with a noniterative treatment of connected triply excited clusters to three-body hamiltonians,” *Phys. Rev. C* **88**, 054319 (2013).
- [23] T. A. Lähde, E. Epelbaum, H. Krebs, D. Lee, U.-G. Meißner, and G. Rupak, “Lattice effective field theory for medium-mass nuclei,” *Phys. Lett. B* **732**, 110 – 115 (2014).
- [24] G. Hagen, T. Papenbrock, M. Hjorth-Jensen, and D. J. Dean, “Coupled-cluster computations of atomic nuclei,” *Rep. Prog. Phys.* **77**, 096302 (2014).
- [25] G. Hagen, A. Ekström, C. Forssén, G. R. Jansen, W. Nazarewicz, T. Papenbrock, K. A. Wendt, S. Bacca, N. Barnea, B. Carlsson, C. Drischler, K. Hebeler, M. Hjorth-Jensen, M. Miorelli, G. Orlandini, A. Schwenk, and J. Simonis, “Neutron and weak-charge distributions of the ^{48}Ca nucleus,” *Nature Physics* **12**, 186 (2016).
- [26] H. Hergert, S. K. Bogner, T. D. Morris, A. Schwenk, and K. Tsukiyama, “The in-medium similarity renormalization group: A novel ab initio method for nuclei,” *Phys. Rep.* **621**, 165 – 222 (2016).
- [27] G. Hagen, G. R. Jansen, and T. Papenbrock, “Structure of ^{78}Ni from first-principles computations,” *Phys. Rev. Lett.* **117**, 172501 (2016).
- [28] T. D. Morris, J. Simonis, S. R. Stroberg, C. Stumpf, G. Hagen, J. D. Holt, G. R. Jansen, T. Papenbrock, R. Roth, and A. Schwenk, “Structure of the lightest tin isotopes,” *ArXiv e-prints* (2017), arXiv:1709.02786 [nucl-th].
- [29] W. H. Dickhoff and C. Barbieri, “Self-consistent green’s function method for nuclei and nuclear matter,” *Prog. Part. Nucl. Phys.* **52**, 377 – 496 (2004).
- [30] P. Navrátil, S. Quaglioni, I. Stetcu, and B. R. Barrett, “Recent developments in no-core shell-model calculations,” *J. Phys. G: Nucl. Part. Phys.* **36**, 083101 (2009).
- [31] Bruce R. Barrett, Petr Navrátil, and James P. Vary, “Ab initio no core shell model,” *Progress in Particle and Nuclear Physics* **69**, 131 – 181 (2013).
- [32] D. R. Entem and R. Machleidt, “Accurate charge-dependent nucleon-nucleon potential at fourth order of chiral perturbation theory,” *Phys. Rev. C* **68**, 041001 (2003).
- [33] A. Nogga, S. K. Bogner, and A. Schwenk, “Low-momentum interaction in few-nucleon systems,” *Phys. Rev. C* **70**, 061002 (2004).
- [34] K. Hebeler, S. K. Bogner, R. J. Furnstahl, A. Nogga, and A. Schwenk, “Improved nuclear matter calculations from chiral low-momentum interactions,” *Phys. Rev. C*

- 83**, 031301 (2011).
- [35] A. Ekström, G. Baardsen, C. Forssén, G. Hagen, M. Hjorth-Jensen, G. R. Jansen, R. Machleidt, W. Nazarewicz, T. Papenbrock, J. Sarich, and S. M. Wild, “Optimized chiral nucleon-nucleon interaction at next-to-next-to-leading order,” *Phys. Rev. Lett.* **110**, 192502 (2013).
- [36] A. Ekström, G. R. Jansen, K. A. Wendt, G. Hagen, T. Papenbrock, B. D. Carlsson, C. Forssén, M. Hjorth-Jensen, P. Navrátil, and W. Nazarewicz, “Accurate nuclear radii and binding energies from a chiral interaction,” *Phys. Rev. C* **91**, 051301 (2015).
- [37] I. Stetcu, J. Rotureau, B. R. Barrett, and U. van Kolck, “An effective field theory approach to two trapped particles,” *Annals of Physics* **325**, 1644 – 1666 (2010).
- [38] J. Rotureau, I. Stetcu, B. R. Barrett, M. C. Birse, and U. van Kolck, “Three and four harmonically trapped particles in an effective-field-theory framework,” *Phys. Rev. A* **82**, 032711 (2010).
- [39] Simon Tölle, Hans-Werner Hammer, and Bernard Ch. Metsch, “Universal few-body physics in a harmonic trap,” *Comptes Rendus Physique* **12**, 59 – 70 (2011), few body problem.
- [40] W. C. Haxton and C.-L. Song, “Morphing the shell model into an effective theory,” *Phys. Rev. Lett.* **84**, 5484–5487 (2000).
- [41] W. C. Haxton, “Harmonic-oscillator-based effective theory,” in *Opportunities with Exotic Beams* (World Scientific, 2007) Chap. 13, pp. 117–131.
- [42] W. C. Haxton, “Form of the effective interaction in harmonic-oscillator-based effective theory,” *Phys. Rev. C* **77**, 034005 (2008).
- [43] S. Binder, A. Ekström, G. Hagen, T. Papenbrock, and K. A. Wendt, “Effective field theory in the harmonic oscillator basis,” *Phys. Rev. C* **93**, 044332 (2016).
- [44] C.-J. Yang, “Chiral potential renormalized in harmonic-oscillator space,” *Phys. Rev. C* **94**, 064004 (2016).
- [45] Eric J. Heller and Hashim A. Yamani, “New L^2 approach to quantum scattering: Theory,” *Phys. Rev. A* **9**, 1201–1208 (1974).
- [46] A. M. Shirokov, A. I. Mazur, S. A. Zaytsev, J. P. Vary, and T. A. Weber, “Nucleon-nucleon interaction in the j -matrix inverse scattering approach and few-nucleon systems,” *Phys. Rev. C* **70**, 044005 (2004).
- [47] D. O. Harris, G. G. Engerholm, and W. D. Gwinn, “Calculation of matrix elements for one-dimensional quantum-mechanical problems and the application to anharmonic oscillators,” *J. Chem. Phys.* **43**, 1515–1517 (1965).
- [48] A. S. Dickinson and P. R. Certain, “Calculation of matrix elements for one-dimensional quantum-mechanical problems,” *J. Chem. Phys.* **49**, 4209–4211 (1968).
- [49] J. C. Light, I. P. Hamilton, and J. V. Lill, “Generalized discrete variable approximation in quantum mechanics,” *J. Chem. Phys.* **82**, 1400–1409 (1985).
- [50] D. Baye and P.-H. Heenen, “Generalised meshes for quantum mechanical problems,” *J. Physics A: Math. Gen.* **19**, 2041 (1986).
- [51] Dean Lee, “Lattice simulations for few- and many-body systems,” *Progress in Particle and Nuclear Physics* **63**, 117 – 154 (2009).
- [52] S. R. Beane, E. Chang, W. Detmold, H. W. Lin, T. C. Luu, K. Orginos, A. Parreño, M. J. Savage, A. Torok, and A. Walker-Loud (NPLQCD Collabora-
tion), “Deuteron and exotic two-body bound states from lattice qcd,” *Phys. Rev. D* **85**, 054511 (2012).
- [53] Kostas Orginos, Assumpta Parreño, Martin J. Savage, Silas R. Beane, Emmanuel Chang, and William Detmold (NPLQCD Collaboration), “Two nucleon systems at $m_\pi \sim 450$ MeV from lattice qcd,” *Phys. Rev. D* **92**, 114512 (2015).
- [54] Emmanuel Chang, William Detmold, Kostas Orginos, Assumpta Parreño, Martin J. Savage, Brian C. Tiburzi, and Silas R. Beane (NPLQCD Collaboration), “Magnetic structure of light nuclei from lattice qcd,” *Phys. Rev. D* **92**, 114502 (2015).
- [55] N. Ishii, S. Aoki, and T. Hatsuda, “Nuclear force from lattice qcd,” *Phys. Rev. Lett.* **99**, 022001 (2007).
- [56] Sinya Aoki, Tetsuo Hatsuda, and Noriyoshi Ishii, “Theoretical foundation of the nuclear force in qcd and its applications to central and tensor forces in quenched lattice qcd simulations,” *Progress of Theoretical Physics* **123**, 89–128 (2010).
- [57] Sinya Aoki, Takumi Doi, Tetsuo Hatsuda, Yoichi Ikeda, Takashi Inoue, Noriyoshi Ishii, Keiko Murano, Hidekatsu Nemura, and Kenji Sasaki (HAL Collaboration), “Lattice quantum chromodynamical approach to nuclear physics,” *Progress of Theoretical and Experimental Physics* **2012**, 01A105 (2012).
- [58] T. Inoue, S. Aoki, B. Charron, T. Doi, T. Hatsuda, Y. Ikeda, N. Ishii, K. Murano, H. Nemura, and K. Sasaki (HAL QCD Collaboration), “Medium-heavy nuclei from nucleon-nucleon interactions in lattice qcd,” *Phys. Rev. C* **91**, 011001 (2015).
- [59] C. McIlroy, C. Barbieri, T. Inoue, T. Doi, and T. Hatsuda, “Doubly magic nuclei from Lattice QCD forces at $M_{PS} = 469$ MeV/c²,” *ArXiv e-prints* (2017), arXiv:1701.02607 [nucl-th].
- [60] U. Van Kolck, “Effective field theory of nuclear forces,” *Progress in Particle and Nuclear Physics* **43**, 337 – 418 (1999).
- [61] Hans-Werner Hammer, Andreas Nogga, and Achim Schwenk, “*Colloquium* : Three-body forces: From cold atoms to nuclei,” *Rev. Mod. Phys.* **85**, 197–217 (2013).
- [62] David B. Kaplan, Martin J. Savage, and Mark B. Wise, “A new expansion for nucleon-nucleon interactions,” *Physics Letters B* **424**, 390 – 396 (1998).
- [63] P. F. Bedaque, H.-W. Hammer, and U. van Kolck, “Renormalization of the three-body system with short-range interactions,” *Phys. Rev. Lett.* **82**, 463–467 (1999).
- [64] E. Epelbaum, A. Nogga, W. Glöckle, H. Kamada, Ulf-G. Meißner, and H. Witała, “Three-nucleon forces from chiral effective field theory,” *Phys. Rev. C* **66**, 064001 (2002).
- [65] G. Hagen, T. Papenbrock, D. J. Dean, and M. Hjorth-Jensen, “*Ab initio* coupled-cluster approach to nuclear structure with modern nucleon-nucleon interactions,” *Phys. Rev. C* **82**, 034330 (2010).
- [66] E. D. Jurgenson, P. Navrátil, and R. J. Furnstahl, “Evolving nuclear many-body forces with the similarity renormalization group,” *Phys. Rev. C* **83**, 034301 (2011).
- [67] S. A. Coon, M. I. Avetian, M. K. G. Kruse, U. van Kolck, P. Maris, and J. P. Vary, “Convergence properties of *ab initio* calculations of light nuclei in a harmonic oscillator basis,” *Phys. Rev. C* **86**, 054002 (2012).
- [68] R. J. Furnstahl, G. Hagen, and T. Papenbrock, “Corrections to nuclear energies and radii in finite oscillator spaces,” *Phys. Rev. C* **86**, 031301 (2012).

- [69] S. N. More, A. Ekström, R. J. Furnstahl, G. Hagen, and T. Papenbrock, “Universal properties of infrared oscillator basis extrapolations,” *Phys. Rev. C* **87**, 044326 (2013).
- [70] S. König, S. K. Bogner, R. J. Furnstahl, S. N. More, and T. Papenbrock, “Ultraviolet extrapolations in finite oscillator bases,” *Phys. Rev. C* **90**, 064007 (2014).
- [71] R. J. Furnstahl, G. Hagen, T. Papenbrock, and K. A. Wendt, “Infrared extrapolations for atomic nuclei,” *J. Phys. G* **42**, 034032 (2015), arXiv:1408.0252 [nucl-th].
- [72] K. A. Wendt, C. Forssén, T. Papenbrock, and D. Sääf, “Infrared length scale and extrapolations for the no-core shell model,” *Phys. Rev. C* **91**, 061301 (2015).
- [73] M. Lüscher, “Volume Dependence of the Energy Spectrum in Massive Quantum Field Theories. 1. Stable Particle States,” *Commun. Math. Phys.* **104**, 177 (1986).
- [74] D. Odell, T. Papenbrock, and L. Platter, “Infrared extrapolations of quadrupole moments and transitions,” *Phys. Rev. C* **93**, 044331 (2016).
- [75] B. Acharya, A. Ekström, D. Odell, T. Papenbrock, and L. Platter, “Corrections to nucleon capture cross sections computed in truncated hilbert spaces,” *Phys. Rev. C* **95**, 031301 (2017).
- [76] R. G. Littlejohn, M. Cargo, T. Carrington, K. A. Mitchell, and B. Poirier, “A general framework for discrete variable representation basis sets,” *J. Chem. Phys.* **116**, 8691–8703 (2002).
- [77] J. C. Light and T. Carrington, “Discrete-variable representations and their utilization,” in *Adv. Chem. Phys.* (John Wiley & Sons, Inc., 2007) pp. 263–310.
- [78] P. Navrátil, “Local three-nucleon interaction from chiral effective field theory,” *Few-Body Systems* **41**, 117–140 (2007).
- [79] S. König and D. Lee, “Volume Dependence of N-Body Bound States,” ArXiv e-prints (2017), arXiv:1701.00279 [hep-lat].
- [80] C. Forssén, B. D. Carlsson, H. T. Johansson, D. Sääf, A. Bansal, G. Hagen, and T. Papenbrock, “Large-scale exact diagonalizations reveal low-momentum scales of nuclei,” ArXiv e-prints (2017), arXiv:1712.09951 [nucl-th].
- [81] R. Machleidt, “High-precision, charge-dependent Bonn nucleon-nucleon potential,” *Phys. Rev. C* **63**, 024001 (2001).
- [82] P. Navrátil, G. P. Kamuntavičius, and B. R. Barrett, “Few-nucleon systems in a translationally invariant harmonic oscillator basis,” *Phys. Rev. C* **61**, 044001 (2000).
- [83] R. J. Furnstahl, N. Klco, D. R. Phillips, and S. Wesolowski, “Quantifying truncation errors in effective field theory,” *Phys. Rev. C* **92**, 024005 (2015).
- [84] S. R. Beane, E. Chang, S. D. Cohen, W. Detmold, P. Junnarkar, H. W. Lin, T. C. Luu, K. Orginos, A. Parreño, M. J. Savage, and A. Walker-Loud (NPLQCD Collaboration), “Nucleon-nucleon scattering parameters in the limit of su(3) flavor symmetry,” *Phys. Rev. C* **88**, 024003 (2013).
- [85] K.A. Olive and Particle Data Group, “Review of particle physics,” *Chinese Physics C* **38**, 090001 (2014).
- [86] Peter J. Mohr, Barry N. Taylor, and David B. Newell, “Codata recommended values of the fundamental physical constants: 2010,” *Rev. Mod. Phys.* **84**, 1527–1605 (2012).
- [87] A.H. Wapstra and G. Audi, “The 1983 atomic mass evaluation,” *Nuclear Physics A* **432**, 1 – 54 (1985).
- [88] O. Dumbrajs, R. Koch, H. Pilkuhn, G.C. Oades, H. Behrens, J.J. de Swart, and P. Kroll, “Compilation of coupling constants and low-energy parameters,” *Nuclear Physics B* **216**, 277 – 335 (1983).
- [89] H. Kümmel, K. H. Lührmann, and J. G. Zabolitzky, “Many-fermion theory in expS- (or coupled cluster) form,” *Physics Reports* **36**, 1 – 63 (1978).
- [90] R. J. Bartlett and M. Musiał, “Coupled-cluster theory in quantum chemistry,” *Rev. Mod. Phys.* **79**, 291–352 (2007).
- [91] G. Hagen, T. Papenbrock, D. J. Dean, A. Schwenk, A. Nogga, M. Włoch, and P. Piecuch, “Coupled-cluster theory for three-body Hamiltonians,” *Phys. Rev. C* **76**, 034302 (2007).
- [92] R. Roth, S. Binder, K. Vobig, A. Calci, J. Langhammer, and P. Navrátil, “Medium-Mass Nuclei with Normal-Ordered Chiral $NN+3N$ Interactions,” *Phys. Rev. Lett.* **109**, 052501 (2012).
- [93] G. Hagen, T. Papenbrock, and D. J. Dean, “Solution of the center-of-mass problem in nuclear structure calculations,” *Phys. Rev. Lett.* **103**, 062503 (2009).
- [94] L. H. Thomas, “The interaction between a neutron and a proton and the structure of h^3 ,” *Phys. Rev.* **47**, 903–909 (1935).
- [95] J. A. Tjon, “Bound states of $4he$ with local interactions,” *Physics Letters B* **56**, 217 – 220 (1975).
- [96] Eugene P. Wigner, “Lower limit for the energy derivative of the scattering phase shift,” *Phys. Rev.* **98**, 145–147 (1955).
- [97] I. S. Gradshteyn and I. M. Ryzhik, *Table of integrals, series, and products*, seventh ed. (Elsevier/Academic Press, Amsterdam, 2007) pp. xlviii+1171, translated from the Russian, Translation edited and with a preface by Alan Jeffrey and Daniel Zwillinger, With one CD-ROM (Windows, Macintosh and UNIX).
- [98] Daniel R. Phillips and Thomas D. Cohen, “How short is too short? Constraining contact interactions in nucleon-nucleon scattering,” *Phys. Lett.* **B390**, 7–12 (1997), arXiv:nucl-th/9607048 [nucl-th].