

# Horn-ICE Learning for Synthesizing Invariants and Contracts

Deepak D’Souza<sup>1</sup>, P. Ezudheen<sup>1</sup>, Pranav Garg<sup>2</sup>, P. Madhusudan<sup>3</sup>, and Daniel Neider<sup>4</sup>

<sup>1</sup> CSA Department, Indian Institute of Science, Bangalore, India

<sup>2</sup> Amazon India, Bangalore, India

<sup>3</sup> Department of Computer Science, University of Illinois, Urbana-Champaign, IL, USA

<sup>4</sup> Max Planck Institute for Software Systems, Kaiserslautern, Germany

**Abstract.** We design learning algorithms for synthesizing invariants using Horn implication counterexamples (Horn-ICE), extending the ICE-learning model. In particular, we describe a decision-tree learning algorithm that learns from Horn-ICE samples, works in polynomial time, and uses statistical heuristics to learn small trees that satisfy the samples. Since most verification proofs can be modeled using Horn clauses, Horn-ICE learning is a more robust technique to learn inductive annotations that prove programs correct. Our experiments show that an implementation of our algorithm is able to learn adequate inductive invariants and contracts efficiently for a variety of sequential and concurrent programs.

## 1 Introduction

Synthesizing inductive invariants, including loop invariants, pre/post contracts for functions, and rely-guarantee contracts for concurrent programs, is one of the most important problems in program verification. In deductive verification, this is often done by the verification engineer, and automating invariant synthesis can significantly reduce the burden of building verified software, allowing the engineer to focus on the more complex specification and design aspects of the code. In completely automated verification, where verification is typically deployed for simple specifications, checking the validity of verification conditions of recursion-free code has been mostly automated using constraint logic solving, and coupled with invariant synthesis gives completely automated verification.

There are several techniques for finding inductive invariants, including abstract interpretation [9], predicate abstraction [1], interpolation [26,23], and IC3 [6]. These techniques are typically *white-box* techniques that carefully examine the program, evaluating it symbolically or extracting unsatisfiable cores from proofs of unreachability of error states in a bounded number of steps in order to synthesize an inductive invariant that can prove the program correct.

A new class of *black-box* techniques based on learning has emerged in recent years to synthesize inductive invariants [16,17]. In this technique, there are two distinct agents, the Learner and the Teacher. In each round the Learner proposes an invariant for the program, and the Teacher, with access to a verification engine, checks whether the invariant proves the program correct. If not, it synthesizes *concrete* counterexamples that witness why the invariant is inadequate and sends it back to the learner. The learner takes all such *samples* the teacher has given in all the rounds to synthesize the next proposal for the invariant. The salient difference in the black-box approach is that the Learner synthesizes invariants from concrete sample configurations of the program, and is otherwise oblivious to the program or its semantics.

It is tempting to think that the learner can learn invariants using positively and negatively labeled configurations, similar to machine learning. However, Garg et al [16] argued that we need a richer notion of samples for robust learning of inductive invariants. Let us recall this simple argument.

Consider a system with variables  $\mathbf{x}$ , with initial states captured by a predicate  $Init(\mathbf{x})$ , and a transition relation captured by a predicate  $Trans(\mathbf{x}, \mathbf{x}')$ , and assume we want to prove that the system does not reach a set of bad/unsafe states captured by the predicate  $Bad(\mathbf{x})$ . An inductive invariant  $I(\mathbf{s})$  that proves this property needs to satisfy three constraints:

- $\forall \mathbf{x}. Init(\mathbf{x}) \Rightarrow I(\mathbf{x})$ ;

- $\forall \mathbf{x}. \neg(I(\mathbf{x}) \wedge \text{Bad}(\mathbf{x}))$ ; and
- $\forall \mathbf{x}, \mathbf{x}'. I(\mathbf{x}) \wedge \text{Trans}(\mathbf{x}, \mathbf{x}') \Rightarrow I(\mathbf{x}')$ .

When a proposed invariant fails to satisfy the first two conditions, the verification engine can indeed come up with configurations labeled positive and negative to indicate ways to correct the invariant. However, when the third property above fails, it cannot come up with a single configuration labeled positive/negative; and the most natural counterexample is a *pair* of configurations  $c$  and  $c'$ , with the instruction to the learner that if  $I(c)$  holds, then  $I(c')$  must also hold. These are called *implication counterexamples* and the ICE (Implication Counter-Example) learning framework developed by Garg et al. is a robust learning framework for synthesizing invariants [16]. Garg et al. define several learning algorithms for learning invariant synthesis, in particular learning algorithms based on decision trees that can learn Boolean combinations of Boolean predicates and inequalities that compare numerical predicates to arbitrary thresholds [17].

Despite the argument above, it turns out that implication counterexamples are *not sufficient* for learning invariants in program verification settings. This is because reasoning in program verification is more stylized, to deal *compositionally* with the program. In particular, programs with function calls and/or concurrency are not amenable to the above form of reasoning. In fact, it turns out that most reasoning in program verification can be expressed in terms of *Horn clauses*, where the Horn clauses have some formulas that need to be synthesized.

For example, consider the imperative program snippet:

$$I_{pre}(\mathbf{x}, y) \ S(\text{mod } \mathbf{x}); \ y := \text{foo}(\mathbf{x}); \ I_{post}(\mathbf{x}, y)$$

that we want to show correct, where  $S$  is some straight-line program that modifies  $\mathbf{x}$ ,  $I_{pre}$  and  $I_{post}$  are some annotation (like the contract of a function we are synthesizing). Assume that we are synthesizing the contract for  $\text{foo}$  as well, and assume the post-condition for  $\text{foo}$  is  $\text{PostFoo}(\text{res}, \mathbf{x})$ , where  $\text{res}$  denotes the result it returns. Then the verification condition that we want to be valid is

$$(I_{pre}(\mathbf{x}, y) \wedge \text{Trans}_S(\mathbf{x}, \mathbf{x}') \wedge \text{PostFoo}(y', \mathbf{x}')) \Rightarrow I_{post}(\mathbf{x}', y'),$$

where  $\text{Trans}_S$  captures the logical semantics of the snippet  $S$  in terms of how it affects the post-state of  $\mathbf{x}$ .

In the above, all three of the predicates  $I_{pre}$ ,  $I_{post}$  and  $\text{PostFoo}$  need to be synthesized. When a learner proposes concrete predicates for these, the verifier checking the above logical formula may find it to be invalid, and find concrete valuations  $v_{\mathbf{x}}, v_y, v_{\mathbf{x}'}, v_{y'}$  for  $\mathbf{x}, y, \mathbf{x}', y'$  that makes the above implication false. However, notice that the above cannot be formulated as a simple implication constraint. The most natural constraint to return to the learner is

$$(I_{pre}(v_{\mathbf{x}}, v_{\mathbf{y}}) \wedge \text{PostFoo}(v_{y'}, v_{\mathbf{x}'})) \Rightarrow I_{post}(v_{\mathbf{x}'}, v_{y'}),$$

asking the learner to meet this requirement when coming up with predicates in the future. The above is best seen as a *Horn Implication CounterExample* (Horn-ICE).

The primary goal of this paper is to build Horn-ICE (Horn implication counterexample) learners for learning predicates that facilitate inductive invariant and contract synthesis for proving safety properties of programs. It has been observed in the literature that most program verification mechanisms can be stated in terms of proof rules that resemble Horn clauses [18]; in fact, the formalism of *constrained Horn clauses* has emerged as a robust general mechanism for capturing program verification problems in logic [21]. Consequently, whenever a Horn clause fails, it results in a Horn-ICE sample that can be communicated to the learner, making Horn-ICE learners a much more general mechanism for synthesizing invariants and contracts.

Our main technical contribution is to devise a decision-tree based Horn-ICE algorithm. Given a set of (Boolean) predicates over configurations of programs and numerical functions that map configurations to integers, the goal of the learning algorithm is to synthesize predicates that are *arbitrary* Boolean combinations of the Boolean predicates and atomic predicates of the form  $n \leq c$ , where  $n$  denotes a numerical function, where  $c$  is arbitrary. The classical decision-tree learning algorithm learns such predicates from samples labeled

+/- only [34], and the work by Garg et al extends decision-tree learning to learning from ICE-samples [17]. In this work, we extend the latter algorithm to one that learns from Horn-ICE samples.

Extending decision-tree learning to handle Horn samples turns out to be non-trivial. When a decision tree algorithm reaches a node that it decides to make a leaf and label it TRUE, in the ICE-learning setting it can simply *propagate* the constraints across the implication constraints. However, it turns out that for Horn constraints, this is much harder. Assume there is a single invariant we are synthesizing and we have a Horn sample  $(s_1 \wedge s_2) \Rightarrow s'$  and we decide to label  $s'$  false when building the decision tree. Then we must later turn *at least one of  $s_1$  and  $s_2$  to false*. This choice makes the algorithms and propagation much more complex, and ensuring that the decision tree algorithm will always construct a correct decision tree (if one exists) and work in polynomial time becomes much harder. Furthermore, statistical measures based on entropy for choosing attributes (to split each node) get more complicated as we have to decide on a more complex logical space of Horn constraints between samples.

The contributions of this paper are the following:

1. A robust decision-tree learning algorithm that learns using Horn implication counterexamples, runs in polynomial time (in the number of samples) and has a bias towards learning smaller trees (expressions) using statistical measures for choosing attributes. The algorithm also guarantees that a decision-tree consistent with all samples is created, provided there exists one.
2. We show that we can use our learning algorithm to learn over an *infinite* countable set of predicates  $\mathcal{P}$ , and we can ensure learning is complete (i.e., that will find an invariant if one is expressible using the predicates  $\mathcal{P}$ ).
3. An implementation of our algorithm, extending the classical IC3 decision-tree algorithm, and an automated verification tool built with our algorithm for synthesizing invariants. We evaluate our algorithm for finding loop invariants and summaries for sequential programs and also Rely-Guarantee contracts in concurrent programs.

The paper is structured as follows. In Section 2 we present an overview of Horn ICE invariant synthesis; in Section 3, we describe the decision tree based algorithm for learning invariant formulas from Horn ICE samples; in Section 4, we describe the algorithm that propagates the data point classifications across Horn constraints; we describe the node/attribute selection strategies used in the decision tree based learning algorithm in Section 5 and the experimental evaluation in Section 6.

## Related Work

Invariant synthesis is the central problem in automated program verification and, over the years, several techniques have been proposed for synthesizing invariants, including abstract interpretation [9], interpolation [26,23], IC3 and PDR [6,25], predicate abstraction [1], abductive inference [10], as well as synthesis algorithms that rely on constraint solving [19,20,8]. Subsequent to [18], there has been a lot of work towards Horn-clause solving [5,3], using a combination of these techniques. Complementing these techniques are data driven invariant synthesis techniques, the first ones to be proposed being Daikon [12] that learns *likely* program invariants and Houdini [14] that learns conjunctive inductive invariants. Data-driven invariant synthesis has seen renewed interest, lately [39,37,38,15,16,36,41,33,32,30,17,42,7,13]. When the program manipulates complex data-structures, arrays, pointers, etc., or when one needs to reason over a complicated memory model and its semantics, the invariant for the correctness of the program might still be simple. In such a scenario, a black-box, data-driven *guess and check* approach, guided by a finite set of program configurations, has been shown to be advantageous. However, implication counter-examples proposed by Garg et al. [16] are not sufficient for learning invariants in general program verification settings. Grebenshchikov et al. [18] have shown that most reasoning in program verification is expressed in terms of Horn clauses. Subsequent to [18], there has been a lot of work towards Horn-clause solving [5,3]. SeaHorn [21] is a verification framework that translates verification conditions of a program to horn clauses that can be solved using several backend solvers. In the context of data-driven invariant synthesis, our work generalizes the ICE learning model [16] to Horn counter-examples, and we build a decision-tree based Horn-ICE learner for learning invariant annotations in this model.

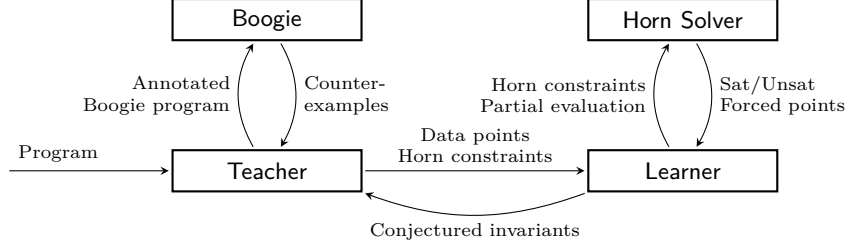


Fig. 1: Architecture of the Horn-ICE invariant synthesis tool

## 2 Overview

We give an overview of the Horn-ICE invariant synthesis framework in this section. Fig. 1 shows the main components of our Horn-ICE invariant synthesis framework. The Teacher is given a program along with a specification, and based on the style of proof the teacher wants to carry out, she determines the kind of invariants needed (a name for each invariant, and the set of variables or terms it may mention) and the corresponding verification conditions they must satisfy. The Learner conjectures a concrete invariant for each invariant name, and communicates these to the Teacher. The Teacher plugs in these conjectured invariants in the program and asks a verification engine (in this case Boogie, but we could use any suitable program verifier) to check if the conjectured invariants suffice to prove the specification. If not, Boogie will return a counter-example showing why the conjectured invariants do not constitute a valid proof. The Teacher passes these counter-examples to the Learner. The Learner now learns a new invariants that are consistent with the set of counter-examples given by the Teacher so far. The Learner frequently invokes the Horn Solver and Horn propagation engine to guide it in the process of building concrete invariants that are consistent with the set of counter-examples given by the Teacher. The Teacher and Learner go through a number of such rounds, until the Teacher finds that the concrete invariants supplied by the Learner constitute a correct proof.

We illustrate the working of the tool with an example. Fig. 2a shows a concurrent program adapted from [27], with two threads  $T_1$  and  $T_2$  that access two shared variables  $x$  and  $y$ . The precondition says that initially  $x = y = 0$ . The postcondition asserts that when the two threads terminate, the state satisfies  $x \leq y$ . Let us say the Teacher is interested in proving this specification using Rely-Guarantee style reasoning [24,40]. In this proof technique we need to come up with invariants associated with the program points  $P0$ – $P4$  in  $T_1$  and  $Q0$ – $Q4$  in  $T_2$  (as in the Floyd-Hoare style proofs of sequential programs), as well as two “two-state” invariants  $G1$  and  $G2$ , which act as the “guarantee” on the interferences caused by each thread respectively. Symmetrically,  $G2$  and  $G1$  can be thought of as the conditions that the threads  $T_1$  and  $T_2$  can “rely” on, respectively, about the interferences from the other thread. Fig. 2b shows a partial list of the verification conditions that the named invariants need to satisfy, in order to constitute a valid Rely-Guarantee proof of the program. The VCs are grouped into four categories: “Adequacy” and “Inductiveness” are similar to the requirements for sequential programs, while “Guarantee” requires that the atomic statements of each thread satisfy its promised guarantee, and “Stability” requires that the invariants at each point are stable under interferences from the other thread. We use the notation  $[[x:=x+1]]$  to denote the two-state (or “before-after”) predicate describing the semantics of the statement “ $x:=x+1$ ”, which in this case is the predicate  $x' = x + 1 \wedge y' = y$ . The guarantee invariants  $G1$  and  $G2$  are similar predicates over the variables  $x, y, x', y'$ , describing the possible state changes that an atomic statement in a thread can effect. The invariants  $P0$ – $P4$  and  $Q0$ – $Q4$  are predicates over the variables  $x, y$ . We use the notation  $P0'$  to denote the predicate  $P0$  applied to the variables  $x', y'$ .

The Teacher asks the Learner to synthesize the invariants  $P0$ – $P4$  and  $Q0$ – $Q4$  over the variables  $x, y$ , and  $G1$  and  $G2$  over the variables  $x, y, x', y'$ . As a first cut the Learner conjectures “*true*” for all these invariants. The Teacher encodes the VCs in Fig. 2b as annotated procedures in Boogie’s programming language, plugs in *true* for each invariant, and asks Boogie if the annotated program verifies. Boogie comes back saying that the

```

Pre: x = y = 0

T1      ||      T2
P0 while (*) {      Q0 while (*) {
P1   if (x < y)      Q1   if (y < 10)
P2     x := x + 1;    Q2     y := y + 3
P3   }              Q3   }
P4                                Q4

Post: x <= y

```

(a) The program

Adequacy	Inductiveness
1. $(x = 0 \wedge y = 0) \rightarrow P0$	1. $P0 \rightarrow P1 \wedge P4$
2. $P4 \wedge Q4 \rightarrow (x \leq y)$	2. $P1 \wedge (x < y) \rightarrow P2$
	3. $P2 \wedge \llbracket x := x + 1 \rrbracket \rightarrow P3'$
	4. $P3 \rightarrow P0$
	...
Stability	Guarantee
1. $P0 \wedge G2 \rightarrow P0'$	1. $P2 \wedge \llbracket x := x + 1 \rrbracket \rightarrow G1$
2. $P1 \wedge G2 \rightarrow P1'$	2. $Q2 \wedge \llbracket y := y + 3 \rrbracket \rightarrow G2$
...	...

(b) The verification conditions

Fig. 2: A concurrent program and the corresponding verification conditions for a Rely-Guarantee proof

ensures clause corresponding to VC Adequacy-1 may fail, and gives a counter-example say  $\langle x \mapsto 2, y \mapsto 1 \rangle$  which satisfies  $P4$  and  $Q4$ , but does not satisfy  $x \leq y$ . The Teacher conveys this counter-example as a Horn sample  $d_1 \wedge d_2 \rightarrow \text{false}$  to the Learner, where  $d_1$  is the data point  $\langle P4, 2, 1 \rangle$  and  $d_2$  is the data point  $\langle Q4, 2, 1 \rangle$ . We use the convention that the data points are vectors in which the first component is the value of a “location” variable “ $l$ ” which takes one of the values “ $P0$ ”, “ $P1$ ”, etc, while the second and third components are values of  $x$  and  $y$  respectively. This Horn constraint is represented graphically in the bottom of Fig. 3a.

To focus on the technique used by the Learner, which is the heart of this work, let us pan to several rounds ahead, where the Learner has accumulated a set of counter-examples given by the Teacher, as shown in Fig. 3a. The Learner’s goal is simply to find a small (small in expression size) invariant  $\varphi$  (from a finite class of formulas comprising Boolean combinations of some base predicates), that is *consistent* with the given set of Horn constraints. By “consistent”, we mean that for each Horn constraint of the form  $d_1 \wedge \dots \wedge d_k \rightarrow d$ , whenever each of  $d_1, \dots, d_k$  satisfy  $\varphi$ , it is the case that  $d$  also satisfies  $\varphi$ .

Our Learner uses a decision tree based learning technique. Here the internal nodes of the decision tree are labelled by the base predicates (or “attributes”) and leaf-nodes are classified as “True”, “False”, or “?” (for “Unclassified”). Each leaf node in a decision tree represents a logical formula which is the conjunction of the node labels along the path from the root to the leaf node, and the whole tree represents the disjunction of the formulas corresponding to the leaf nodes labelled “True”. The Learner builds a decision tree for a given set of Horn constraints incrementally, starting from the root node. Each leaf node in the tree has a corresponding subset of the data-points associated with it, namely the set of points that satisfy the formula associated with that node. In each step the Learner can choose to mark a node as “True”, or “False”, or to split a node with a chosen attribute and create two child nodes associated with it.

Before marking a node as “True” or “False” the Learner would like to make sure that this “preserves” the consistency of the decision tree with respect to the set of Horn constraints. For this he calls the Horn Solver/Propagation component, which reports whether the proposed extension of the partial valuation is indeed consistent with the given set of Horn constraints, and if so which are the data-points which are “forced” to be true or false. For example, let us say the Learner has constructed the partial decision tree shown in Fig. 3b, where node  $n_4$  has already been set to “True” and nodes  $n_2$  and  $n_5$  are unclassified. He now asks the Horn Solver if it is okay for him to turn node  $n_2$  “True”, to which the Horn Solver replies “Yes” since this extended valuation would still be consistent with the set of Horn constraints in Fig. 3a. The Horn Solver also tells him that the extension would force the data-points  $d_{12}, d_8, d_7, d_5, d_4, d_3, d_1$  to be *true*, and the point  $d_2$  to *false*.

The Learner uses this information to go ahead and set  $n_2$  to “True”, and also to make note of the fact that  $n_5$  is now a “mixed” node with some points that are forced to be *true* (like  $d_1$ ) and some *false* (like  $d_2$ ). Based on this information, the Learner may choose to split node  $n_5$  next. After completing the decision tree, the Learner may send the conjecture in which  $P0$ – $P4$ ,  $G1$  and  $G2$  are set to *true*, and  $Q1$ – $Q4$  are set to *false*. The Teacher sends back another counter-example to this conjecture, and the exchanges continue for several rounds. Finally, our Learner eventually makes a successful conjecture like:  $x \leq y$  for  $P0, P1, P3, P4$ , and  $Q0$ – $Q4$ ;  $x < y$  for  $P2$ ;  $y = y' \wedge x' \leq y'$  for  $G1$ ; and  $x = x' \wedge y \leq y'$  for  $G2$ .

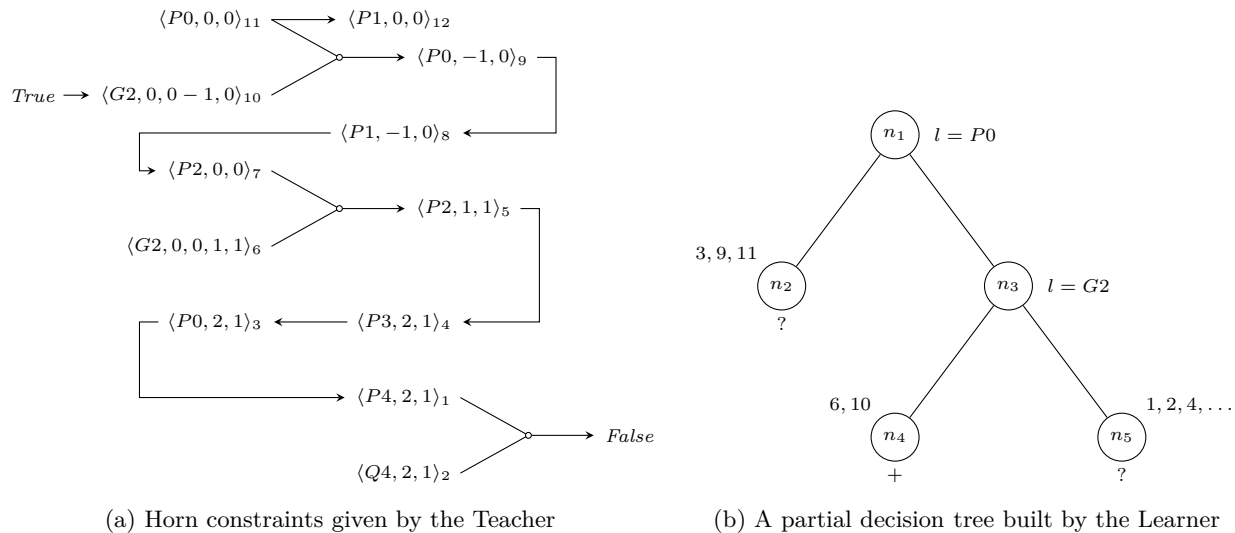


Fig. 3: Intermediate results of our Horn-ICE framework on the introductory example.

The above example illustrates some of the key differences and challenges from the classical ICE framework in [16,17]. To begin with, the Learner needs to synthesize *multiple* invariants (in this case 12 different invariants) rather than a single invariant; adapting decision-tree learning to learn multiple formulas efficiently is challenging. Secondly, we note that the Teacher *needs* to use *Horn* counter-examples rather than simple implications, as illustrated by the first counter-example  $d_1 \wedge d_2 \rightarrow false$ , and subsequently  $d_6 \wedge d_7 \rightarrow d_5$  and  $d_{10} \wedge d_{11} \rightarrow d_9$ . Accordingly, the Learner’s decision tree based algorithm needs to be adapted to work robustly in the presence of Horn constraints.

### 3 Decision Tree Learning with Horn Constraints

**Valuations and Horn constraints** We will consider propositional formulas over a fixed set of propositional variables  $X$ , using the usual Boolean connectives  $\neg, \wedge, \vee, \rightarrow$ , etc. The *data points* we introduce later will also play the role of propositional variables. A *valuation* for  $X$  is a map  $v : X \rightarrow \{true, false\}$ . A given formula over  $X$  evaluates, in the standard way, to either *true* or *false* under a given valuation. We say a valuation  $v$  *satisfies* a formula  $\varphi$  over  $X$ , written  $v \models \varphi$ , if  $\varphi$  evaluates to *true* under  $v$ .

A *partial valuation* for  $X$  is a partial map  $u : X \rightarrow \{true, false\}$ . We denote by  $dom_{true}(u)$  the set  $\{x \in X \mid u(x) = true\}$  and  $dom_{false}(u)$  the set  $\{x \in X \mid u(x) = false\}$ . We say a partial valuation  $u$  is *consistent* with a formula  $\varphi$  over  $X$ , if there exists a full valuation  $v$  for  $X$ , which extends  $u$  (in that for each  $x \in X$ ,  $u(x) = v(x)$  whenever  $u$  is defined on  $x$ ), and  $v \models \varphi$ .

Let  $\varphi$  be a formula over  $X$ , and  $u$  a partial valuation over  $X$  which is consistent with  $\varphi$ . We say a variable  $x \in X$  is *forced to be true*, with respect to  $\varphi$  and  $u$ , if for all valuations  $v$  which extend  $u$ , whenever  $v \models \varphi$  we have  $v(x) = true$ . Similarly we say  $x$  is *forced to be false*, with respect to  $\varphi$  and  $u$ , if for all valuations  $v$  which extend  $u$ , whenever  $v \models \varphi$  we have  $v(x) = false$ . We denote the set of variables forced true (wrt  $\varphi$  and  $u$ ) by *forced-true*( $\varphi, u$ ), and those forced false by *forced-false*( $\varphi, u$ ).

Finally, for a partial valuation  $u$  over  $X$ , and subsets  $T$  and  $F$  of  $X$ , which are disjoint from each other and from the domain of  $u$ , we denote by  $u_F^T$  the partial valuation which extends  $u$  by mapping all variables in  $T$  to *true*, and all variables in  $F$  to *false*.

A *Horn clause* (or a *Horn constraint*) over  $X$  is disjunction of literals over  $X$  with *at most one* positive literal. Without loss of generality, we will write Horn clauses in one of the three forms: (1)  $true \rightarrow x$ , (2)  $(x_1 \wedge \dots \wedge x_k) \rightarrow false$ , or (3)  $(x_1 \wedge \dots \wedge x_l) \rightarrow y$ , where  $l \geq 1$  and each of the  $x_i$ ’s and  $y$  belong to  $X$ .

**Data Points** Our decision tree learning algorithm is paired with a teacher that refutes incorrect conjectures with positive data points, negative data points, and, more generally, with Horn constraints over data points. Roughly speaking, a data point corresponds to a program configuration and contains the values of each program variable and potentially values that are derived from the program variables, such as  $x + y$ ,  $x^2$ , or  $is\_list(z)$ . For the sake of a simpler presentation, however, we assume that a data point is an element  $d \in \mathbb{D}$  of some (potentially infinite) abstract domain of data points  $\mathbb{D}$  (we encourage the reader to think of programs over integers where data points correspond to vectors of integers).

**Base Predicates and Decision Trees** The aim of our learning algorithm is to construct a decision tree representing a Boolean combination of some base predicates. We assume a set of base predicates, each of which evaluates to *true* or *false* on a data point  $d \in D$ . More precisely, a *decision tree* is a binary tree  $\mathcal{T}$  whose nodes either have two children (*internal nodes*) or no children (*leaf nodes*), whose internal nodes are labeled with base predicates, and whose leaf nodes are labeled with *true* or *false*. The formula  $\psi_{\mathcal{T}}$  corresponding to a decision tree  $\mathcal{T}$  is defined to be  $\bigvee_{\pi \in \Pi_{true}} (\bigwedge_{\rho \in \pi} \rho)$  where  $\Pi_{true}$  is the set of all paths from the root of  $\mathcal{T}$  to a leaf node labeled *true*, and  $\rho \in \pi$  denotes that the base predicate  $\rho$  occurs as a label of a node on the path  $\pi$ . Given a set of data points  $X \subseteq D$ , a decision tree  $\mathcal{T}$  induces a valuation  $v_{\mathcal{T}}$  for  $X$  given by  $v_{\mathcal{T}}(d) = true$  iff  $d \models \psi_{\mathcal{T}}$ . Finally, given a set of Horn constraints  $C$  over a set of data points  $X$ , we say a decision tree  $\mathcal{T}$  is *consistent* with  $C$  if  $v_{\mathcal{T}} \models \bigwedge C$ . We will also deal with “partial” decision trees, where some of the leaf nodes are yet unlabeled, and we define a partial valuation  $u_{\mathcal{T}}$  corresponding to such a tree  $\mathcal{T}$ , and the notion of consistency, in the expected way.

**Horn Samples** In the traditional setting, the learning algorithm collects the information returned by the teacher as a set of *samples*, comprising “positive” and “negative” data points. In our case, the set of samples will take the form of a set of Horn constraints  $C$  over a finite set of data points  $X$ . We note that a positive point  $d$  (resp. a negative point  $e$ ) can be represented as a Horn constraint  $true \rightarrow d$  (resp.  $e \rightarrow false$ ). We call such a pair  $(X, C)$  a *Horn sample*.

In each iteration of the learning process, we require the learning algorithm to construct a decision tree  $\mathcal{T}$  that agrees with the information in the current Horn sample  $\mathcal{S} = (X, C)$ , in that  $\mathcal{T}$  is consistent with  $C$ . The learning task we address then is “*given a Horn sample  $\mathcal{S}$ , construct a decision tree consistent with  $\mathcal{S}$* ”.

**The Learning Algorithm** Our learning algorithm, shown in Algo. 1, is an extension of Garg et al.’s [17] learning algorithm, which in turn is based on the classical decision tree learning algorithm of Quinlan [34]. Given a Horn sample  $(X, C)$ , the algorithm creates an initial (partial) decision tree  $\mathcal{T}$  which has a single unlabelled node, whose associated set of data points is  $X$ . As an auxiliary data structure, the learning algorithm maintains a partial valuation  $u$ , which is always an extension of the partial valuation induced by the decision tree. In each step, the algorithm picks an unlabelled leaf node  $n$ , and checks if it is “pure” in that all points in the node are either positive (i.e. *true*) or unsigned, or similarly neg/unsigned. If so, it calls the procedure LABEL which tries to label it positive if all points are positive or unsigned, or negative otherwise. To label it positive, the procedure first checks whether extending the current partial valuation  $u$  by making all the unsigned data points in  $n$  true results in a valuation that is consistent with the given set of Horn constraints  $C$ . It does this by calling the procedure HORN-SOLVE (described in the next section), which not only checks whether the proposed extension is consistent with  $C$ , but if so, also returns the set of points forced to be true and false, respectively. In this case, the node  $n$  is labelled *true* and the partial valuation  $u$  is extended with the forced values. If the attempt to label positive fails, it tries to label the node negative, in a similar way. If both these fail, it “splits” the node using a suitably chosen base predicate  $a$ . The corresponding method SELECT-ATTRIBUTE, which aims to (heuristically) obtain a small tree (i.e., a concise formula), is described in Sec. 5.

The crucial property of our learning algorithm is that if the given set of constraints  $C$  is satisfiable and if the data points in  $X$  are “separable,” it will always construct a decision tree consistent with  $C$ . We say that the points in  $X$  are *separable* if for every pair of points  $d_1$  and  $d_2$  in  $X$  we have a base predicate  $\rho$

---

**Algorithm 1** Decision Tree Learner for Horn Samples

---

```
1: procedure DECISION-TREE-HORN
Input: A Horn sample  $(X, C)$ 
Output: A decision tree  $\mathcal{T}$  consistent with  $C$ , if one exists.
2:   Initialize tree  $\mathcal{T}$  with root node  $r$ , with  $r.dat \leftarrow X$ 
3:   Initialize partial valuation  $u$  for  $X$ , with  $u \leftarrow \emptyset$ 
4:   while  $(\exists$  an unlabelled leaf in  $\mathcal{T})$  do
5:      $n \leftarrow$  SELECT-NODE()
6:     if (pure( $n$ )) then //  $n.dat \cap dom_{true}(u) = \emptyset$  or  $n.dat \cap dom_{false}(u) = \emptyset$ 
7:        $result =$  LABEL( $n$ )
8:     if  $(\neg$ pure( $n$ )  $\vee \neg$ result) then
9:       if ( $n.dat$  is singleton) then
10:        print “Unable to construct decision tree”; return
11:        $result \leftarrow$  SPLIT-NODE( $n$ )
12:       if ( $\neg$ result) then
13:        print “Unable to construct decision tree”; return
14:   return  $\mathcal{T}$  // decision tree constructed successfully

1: procedure LABEL(node  $n$ )
2:    $Y \leftarrow n.dat \setminus dom(u)$ ;
3:   if  $(n.dat \cap dom_{true}(u) \neq \emptyset)$  then
4:     //  $n$  contains only pos/unsigned pts
5:      $(res, T, F) \leftarrow$  HORN-SOLVE( $u, Y, \emptyset$ )
6:     if ( $res$ ) then
7:        $n.label \leftarrow true$ 
8:        $u \leftarrow u_F^{Y \cup T}$ 
9:       return  $true$ 
10:    else return  $false$ ;

1: procedure SPLIT-NODE(node  $n$ )
2:    $(res, a) \leftarrow$  SELECT-ATTRIBUTE( $n$ )
3:   if ( $res$ ) then
4:     Create new nodes  $l$  and  $r$ 
5:      $l.dat \leftarrow \{d \in n.dat \mid d \models a\}$ 
6:      $r.dat \leftarrow \{d \in n.dat \mid d \not\models a\}$ 
7:      $n.left \leftarrow l, n.right \leftarrow r.$ 
8:     return  $true$ 
9:   else
10:    return  $false$ 

10: else ... // try to label neg
```

---

which distinguishes them (i.e., either  $d_1 \models \rho$  and  $d_2 \not\models \rho$ , or vice-versa). This result, together with its time complexity, is formalized in Theorem 1.

**Theorem 1.** *Let  $(X, C)$  be a Horn sample,  $n = |X|$ , and  $h = |C|$ . If the input set of points  $X$  is separable and the input Horn constraints  $C$  are satisfiable, then Algo. 1 runs in time  $\mathcal{O}(h \cdot n^3)$  and returns a decision tree that is consistent with the Horn sample  $(X, C)$ .*

*Proof.* At each iteration step, the algorithm maintains the invariant that the partial valuation  $u$  is an extension of the partial valuation  $u_{\mathcal{T}}$  induced by the current (partial) decision tree  $\mathcal{T}$ , and is consistent with  $C$ . This is because each labelling step is first checked by a call to the horn-solver, which also correctly identifies the set of forced values, which are then used to update  $u$ . It follows that if the algorithm terminates successfully in Line 14, then  $u_{\mathcal{T}}$  is a full valuation which coincides with  $u$ , and hence satisfies  $C$ . The only way the algorithm can terminate unsuccessfully is in Line 10 or Line 13. The first case is ruled out since if  $n.dat$  is singleton, and by assumption  $u_{\mathcal{T}}$  is consistent with  $C$ , we must be able to label the single data point with either  $true$  or  $false$  in a way that is consistent with  $C$ . The second case is ruled out, since under the assumption of separability the SELECT-ATTRIBUTE procedure will always return a non-trivial attribute (see Sec. 5).

The learning algorithm (Algorithm 1) runs in cubic time in the size  $n$  of the input set  $X$  of data points and linear in the number  $h$  of Horn constraints. To see this, observe that in each iteration of the loop the algorithm produces a tree that is either the same as the previous step (but with a leaf node labelled), or splits a leaf to extend the previous tree. At each step we maintain an invariant that the collection of data points in the leaf nodes forms a partition of the input set  $X$ . Thus the number of leaf nodes is bounded by  $n$ , and hence each tree has a total of at most  $2n$  nodes. When the algorithm returns (successfully or unsuccessfully)



each node in the final tree has been processed at most once by calling the labelling/splitting subroutines on it. Furthermore, the main work in the subroutines is the call to the horn-solver, which takes  $\mathcal{O}(h \cdot n^2)$  time (see Sec. 4). It follows that Algorithm. 1 runs in  $\mathcal{O}(h \cdot n^3)$  time.  $\square$

When the points in  $X$  are not separable, as done in [17], we add “iff” constraints between every pair of inseparable points, and if the resulting Horn constraints are satisfiable, our algorithm is guaranteed to construct a decision tree consistent with the given Horn constraints.

Furthermore, we can extend our algorithm to work on an infinite enumerable set of predicates  $\mathcal{P}$ , and assure that the algorithm will find an invariant if there is one, as done in [17]. We can take some finite set  $X \subseteq P$ , asking whether there is some invariant over  $X$  that satisfies  $P$ , and if not grow  $X$  by taking finitely more predicates from  $\mathcal{P} \setminus X$ . This is clearly guaranteed to converge on an invariant if one is expressible over  $\mathcal{P}$ .

## 4 Algorithm for solving and propagating Horn constraints

In the decision-tree based learning approach, our aim is to construct a decision-tree representing a Boolean combination of some base predicates, that is consistent with a given set of Horn constraints. A crucial step in our decision-tree algorithm is to check whether a proposed extension of the current partial valuation maintained by the Learner, is indeed consistent with the given Horn constraints, and if so to determine the set of propositional variables that are “forced” to be true or false. In this section we describe an efficient algorithm to carry out this step. Our algorithm is an adaptation of the “pebbling” algorithm of [11] for checking satisfiability of Horn formulas, to additionally find the variables that are forced to be true or false.

---

### Algorithm 2

---

```

1: procedure HORN-SOLVE
Input: Horn constraints  $C$  over  $X$ , partial valuation  $u$  over  $X$ , and  $T, F \subseteq X$ .
Output: “Unsat” if  $u_F^T$  is inconsistent with  $C$ ; “Sat”, forced-true( $C, u_F^T$ ), forced-false( $C, u_F^T$ ) otherwise.
2:   Add two new variables True and False to  $X$ . Let  $X' = X \cup \{\textit{True}, \textit{False}\}$ .
3:    $C' \leftarrow C +$  clauses  $\textit{true} \rightarrow x$  for each  $x$  such that  $u(x) = \textit{true}$  or  $x \in T$ , and  $x \rightarrow \textit{false}$  for each  $x$  such that
    $u(x) = \textit{false}$  or  $x \in F$ .
4:   Mark variable True with “*”, and each variable  $x \in X$  with “* $x$ ”.
5:   repeat
6:     For each constraint  $x_1 \wedge \dots \wedge x_l \rightarrow y$  in  $C'$ :
7:       if  $x_1, \dots, x_l$  are all marked “*” then mark  $y$  with “*”
8:       if  $\exists z \in X$  s.t.  $x_1, \dots, x_l$  are all marked “* $z$ ” or “*” then mark  $y$  with “* $z$ ”
9:   until no new marks can be added
10:   $P \leftarrow \{x \in X \mid x \text{ is marked “*”}\}$ ,  $N \leftarrow \{x \in X \mid \textit{False} \text{ is marked “*}x”\}$ 
11:   $P' \leftarrow P - (T \cup \textit{dom}_{\textit{true}}(u))$ ,  $N' \leftarrow N - (F \cup \textit{dom}_{\textit{false}}(u))$ 
12:  if (False is marked “*”) then return “Unsat”
13:  else return “Sat”,  $P'$ ,  $N'$ 

```

---

Procedure HORN-SOLVE in Algorithm 2 shows our procedure for checking consistency of a partial valuation with respect to a given set of Horn constraints  $C$ , as well as identifying the subset of variables forced to true or false. Intuitively, the standard linear-time algorithm for Horn satisfiability in fact already identifies the *minimal*  $M$  set of variables that are forced to be true in any satisfying valuation, and assures us that the others  $\bar{M}$  can be set to false. However, the other variables are not *forced* to be false. Our algorithm essentially runs another set of SAT problems where each of the other variables are set to *true* (this is modeled by the variable being marked \* in the algorithm); this returns SAT iff the variable is not forced to be *false*. The following example illustrates Algorithm 2.

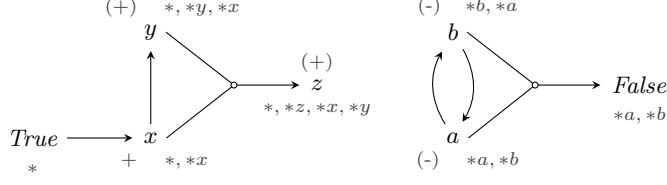


Fig. 4: Example illustrating Algorithm 2. The given set of Horn constraints is  $C = \{x \rightarrow y, x \wedge y \rightarrow z, a \rightarrow b, b \rightarrow a, a \wedge b \rightarrow False\}$ ,  $T = \{x\}$ ,  $F = \emptyset$ , and the partial valuation is empty. The algorithm outputs “Sat” together with  $P = \{y, z\}$  and  $N = \{a, b\}$ .

*Example 1.* Fig. 4 illustrates the working of procedure HORN-SOLVE on an example set of Horn constraints  $C = \{x \rightarrow y, x \wedge y \rightarrow z, a \rightarrow b, b \rightarrow a, a \wedge b \rightarrow False\}$ . The given partial valuation is empty, the set of variables  $T$  initially set to *true* is  $\{x\}$ , and the set of variables  $F$  set to *false* is  $\emptyset$ . The final marking computed by the procedure is shown below each variable. Variables set to *true* in the partial assignment or in the input set  $T$ , are shown with a “+” above them. Variables forced to true (respectively false) are shown with a “(+)” (respectively “(-)”) above them. ◀

For the remainder of this section, let us fix  $X, C, u, T$ , and  $F$  to be the inputs to the procedure, and let  $X', C', P, N, P'$  and  $N'$  be as described in the algorithm. It is clear that there exists an extension of  $u_F^T$  satisfying  $C$  if and only if  $C'$  is satisfiable. Furthermore, the set of variables forced true by  $C$  with respect to  $u_F^T$  coincides with those forced true in  $C'$ , less the variables in  $dom_{true}(u) \cup T$ . A similar claim holds for the variables forced to false. In total, we obtain the following result.

**Theorem 2.** *Let  $(X, C)$  be a Horn sample,  $n = |X|$ , and  $h = |C|$ . The procedure HORN-SOLVE runs in time  $\mathcal{O}(h \cdot n^2)$  and outputs*

- “Sat” and the set of variables forced to be true (in  $P$ ) and false (in  $N$ ), respectively, if the given extended valuation  $u_F^T$  is consistent with the Horn constraints  $C$ ; and
- “Unsat” otherwise.

To prove Theorem 2, we first introduce the notion of *pebblings* (adapted from [11]) and state several straight-forward propositions. Let  $x$  be a variable in  $X'$ . A  $C'$ -*pebbling* of  $(x, m)$  from *True* is a sequence of markings  $(x_0, m_0), \dots, (x_k, m_k)$ , such that  $x_k = x$  and  $m_k = m$ , and each  $x_i$  and  $m_i$  satisfy:

- $x_i \in X'$  and  $m_i \in \{*\} \cup \{*x \mid x \in X\}$ , and
- one of the following:
  - $x_i = True$  and  $m_i = “*”$ , or
  - $m_i = “*x_i”$ , or
  - $\exists i_1, \dots, i_l < i$  such that each  $m_{i_k} = “*”$ , and  $m_i = “*”$ , and  $x_{i_1} \wedge \dots \wedge x_{i_l} \rightarrow x_i \in C'$ , or
  - $\exists z \in X$  and  $\exists i_1, \dots, i_l < i$  such that each  $m_{i_k} = “*”$  or “\*z”, and  $m_i = “*z”$ , and  $x_{i_1} \wedge \dots \wedge x_{i_l} \rightarrow x_i \in C'$ .

A  $C'$ -pebbling is *complete* if the sequence cannot be extended to add a new mark.

It is easy to see that each time the procedure HORN-SOLVE marks a variable  $x$  with a mark  $m$ , the sequence of markings till this point forms a valid  $C'$ -pebbling of  $(x, m)$  from *True*, and the final sequence of markings produced does indeed constitute a complete pebbling.

**Proposition 1.** *Consider a  $C'$ -pebbling of  $(x, “*”)$  from *True*. Let  $v$  be a valuation such that  $v \models C'$ . Then  $v(x) = true$ .*

**Proposition 2.** *Consider a  $C'$ -pebbling of  $(y, “*x”)$  from *True*. Let  $v$  be a valuation such that  $v(x) = true$  and  $v \models C'$ . Then  $v(y) = true$ .*

**Proposition 3.** Consider a complete  $C'$ -pebbling from *True*, in which *False* is not marked “\*”. Let  $v$  be the valuation given by

$$v(x) = \begin{cases} \text{true} & \text{if } x \text{ is marked “*”}; \text{ and} \\ \text{false} & \text{otherwise.} \end{cases}$$

Then  $v \models C'$ .

**Proposition 4.** Let  $y \in X$ . Consider a complete  $C'$ -pebbling from *True*, in which *False* is not marked “\* $y$ ”. Let  $v$  be the valuation given by

$$v(x) = \begin{cases} \text{true} & \text{if } x \text{ is marked “*” or “*}y\text{”}; \text{ and} \\ \text{false} & \text{otherwise.} \end{cases}$$

Then  $v \models C'$ .

Given Propositions 1 to 4, we can now prove Theorem 2.

*Proof (of Theorem 2).* We first observe that the procedure HORN-SOLVE clearly terminates since there is a finite number of variables in  $X$  (say  $n$ ) and each variable can only be marked  $n + 1$  times. In fact, if  $h$  is the number of clauses in  $C$ , the running time of the procedure is bounded by  $\mathcal{O}(h \cdot n^2)$ .

We return now to the correctness of the procedure HORN-SOLVE. Firstly, the procedure outputs “Unsat” if and only if  $C'$  is unsatisfiable. Suppose the procedure outputs “Unsat”. Then, *False* must be marked “\*” by the algo. But this means we have a  $C'$ -pebbling of *False* from *True*. Now, since we don’t have a clause  $\text{True} \rightarrow \text{False}$  in  $C'$ , we must have a clause  $c \in C'$  of the form  $x_1 \wedge \dots \wedge x_l \rightarrow \text{False}$  and a pebbling (by “\*”) of each  $x_i$  from *True*. Now, suppose to the contrary that there exists a valuation  $v$  such that  $v \models C'$ . By Prop. 1,  $v$  must set each  $x_i$  to *true*. But this means that  $v$  does not satisfy clause  $c$ , which contradicts the assumption that  $v \models C'$ .

Conversely, suppose the procedure outputs “Sat”. Then, we have a complete pebbling in which *False* is not labelled “\*”. By Prop. 3, we can construct a valuation  $v$  which satisfies  $C'$ , and hence  $C'$  is satisfiable.

We further need to argue that in the latter case (when the algorithm outputs “Sat”), the  $P$  and  $N$  sets are computed correctly as the set of variables forced to true and false respectively, in  $C'$ . We begin with the  $P$  set. Recall that  $P$  is the set of variables that are marked “\*” at the end of the procedure, and hence in a complete pebbling. It follows from Prop. 1 that all the variables in  $P$  are indeed forced true. Conversely, suppose there is a variable  $x$  that is not marked “\*” by the algorithm. Then, by Prop. 3 there is a valuation  $v$  which satisfies  $C'$ , in which  $x$  is set to *false*. Hence  $x$  is not forced to true by  $C'$ .

Regarding the  $N$  set, recall that it is the set of variables  $x$  such that *False* is marked “\* $x$ ”. Let  $x \in N$ , and let  $v$  be a valuation that sets  $x$  to *true*, and satisfies  $C'$ . Then there must be a clause  $c$  of the form  $x_1 \wedge \dots \wedge x_l \rightarrow \text{false}$  in  $C'$ , and each  $x_i$  is marked “\*” or “\* $x$ ”. By Props. 1 and 2,  $v$  must set each of the  $x_i$ ’s to *true*. But then  $v$  does not satisfy clause  $c$ , and this contradicts the assumption that  $v \models C'$ . Hence every variable in  $N$  is forced false. Conversely, suppose  $x \notin N$ . Hence *False* is not marked “\* $x$ ”. Then, by Prop. 4, there is a valuation  $v$  which sets  $x$  to *true* and satisfies  $C'$ . Hence,  $x$  is not forced to *false* by  $C'$ . This completes the proof of the correctness of the procedure.  $\square$

## 5 Node and Attribute Selection

The decision tree algorithm in Section 3 returns a consistent tree irrespective of the order in which nodes of the tree are processed or the heuristic used to choose the best attribute to split nodes in the tree. If one is not careful while selecting the next node to process or one ignores the Horn constraints while choosing the attribute to split the node, seemingly good splits can turn into bad ones as data points involved in the Horn constraints get classified during the construction of the tree. We experimented with the following strategies for node and attribute selection:

**Node selection:** breadth-first-search; depth-first-search; random selection; selecting nodes with the maximum/minimum entropy

**Attribute selection:** based on a new information gain metric that penalizes node splits that cut Horn constraints; based on entropy for Horn samples obtained by assigning probabilistic likelihood values to unlabeled datapoints using model counting.

So as to clutter the paper not too much, we here only describe the best performing combination of strategies in detail. The experiments reported in Section 6 have been conducted with this combination.

**Choosing the next node to expand the decision tree** We select nodes in a breadth-first search (BFS) order for building the decision tree. BFS ordering ensures that while learning multiple invariant annotations, the subtree for all invariants gets constructed simultaneously. In comparison, in depth-first ordering of the nodes, subtrees for the multiple invariants are constructed one after the other. In this case, learning a simple invariant, for e.g. *true*, for an annotation usually forces the invariant for a different annotation to become very complex.

**Choosing attributes for splitting the given node** Similar to [17], we observed that if one chooses attribute splits based on the entropy of the node that ignores Horn constraints, the invariant learning algorithm tends to produce large trees. In the same spirit as [17], we penalize the information gain for attribute splits that cut Horn constraints, and choose the attribute with the highest corresponding information gain. For a sample  $S = (X, C)$  that is split with respect to attribute  $a$  into subsamples  $S_a$  and  $S_{-a}$ , we say that the corresponding attribute split cuts a Horn constraint  $\psi \in C$  if and only if

- $x \in \text{premise}(\psi)$  and  $x \in S_a$  and  $\text{conclusion}(\psi) \in S_{-a}$ ; or
- $x \in \text{premise}(\psi)$  and  $x \in S_{-a}$  and  $\text{conclusion}(\psi) \in S_a$ .

The *penalized* information gain is defined as

$$\text{Gain}_{\text{pen}}(S, S_a, S_{-a}) = \text{Gain}(S, S_a, S_{-a}) - \text{Penalty}(S, S_a, S_{-a}, C),$$

where the penalty is proportional to the number of Horn constraints cut by the attribute split. However, we do not penalize a split when it cuts a Horn constraint such that the premise of the constraint is labeled negative and the conclusion is labeled positive. We incorporate this in the penalty function by formally defining it as

$$\text{Penalty}(S, S_a, S_{-a}, H) = \sum_{\substack{\psi \in H, x \in S_a \\ x \in \text{premise}(\psi) \\ \text{conclusion}(\psi) \in S_{-a}}} (1 - f(S_a, S_{-a})) + \sum_{\substack{\psi \in H, x \in S_{-a} \\ x \in \text{premise}(\psi) \\ \text{conclusion}(\psi) \in S_a}} (1 - f(S_{-a}, S_a)),$$

where, for subsamples  $S_1$  and  $S_2$ ,  $f(S_1, S_2)$  is the likelihood of  $S_1$  being labeled negative and  $S_2$  being labeled positive (i.e.,  $f(S_1, S_2) = \frac{N_1}{P_1+N_1} \cdot \frac{P_2}{P_2+N_2}$ ). Here,  $P_i$  and  $N_i$  is the number of positive and negative datapoints respectively in the sample  $S_i$ .

## 6 Experimental Evaluation

We have implemented a prototype, named *Horn-DT* to evaluate the proposed learning framework. The decision tree learning algorithm and the Horn solver are fresh implementations, consisting of roughly 6000 lines of C++ code. The teacher, on the other hand, is implemented on top of Microsoft’s program verifier Boogie [2] and reuses much of the code originally developed by Garg et al. [17] for their ICE learning tool. Via C-to-Boogie conversion tools such as SMACK [35], our prototype becomes a fully automatic program verifier for C programs.

We have evaluated our prototype on two suits of benchmarks. The first suite consists of 56 sequential programs of varying complexity, mainly taken the Software Verification Competition (SV-COMP) [4]. The second benchmark suite consists of 24 concurrent and recursive programs and includes popular concurrent protocols like Peterson’s algorithm, a producer-consumer problem and complex recursive programs like McCarthy91.

A natural choice to compare Horn-DT to is *Seahorn* [21]. Seahorn is a fully automated analysis framework for LLVM-based languages, which compiles C and C++ code via the LLVM intermediate language into verification conditions in form of constrained Horn clauses. These Horn clauses can then be solved by any suitable solver. For our experimental evaluation, we used the PDR engine [22] implemented in Z3 [29], which is offered as the standard option in Seahorn.

Unfortunately, Seahorn cannot reason about concurrent programs and, thus, we can only compare to Seahorn on sequential programs (we are not aware of any other Horn-based invariant synthesis tool to which we could compare on this benchmark suite). Moreover, it is important to emphasize that our evaluation is not a like-to-like comparison due to the following two reasons:

- Boogie and Seahorn produce different verification conditions: as Boogie allows very rich specifications (e.g., including quantifiers), the verification conditions produced by it are typically larger and more complex compared to those produced by Seahorn.
- The PDR engine does not require invariant templates while Horn-DT does. More precisely, Horn-DT learns invariants that are arbitrary Boolean combinations of Boolean program variables and predicates of the form  $x \pm y \leq c$  where  $x, y$  are numeric program variables and  $c$  is a constant determined by the decision tree learner. (Note, however, that this particular choice of template is not a general restriction of our framework and can easily be changed should the specific domain require it.)

As a consequence of these differences, our general expectation was that Seahorn with PDR to performs slightly better than Horn-DT on “simple” programs that do not require the overhead introduced by Boogie and permit simple invariants. Conversely, we expected a superior performance of Horn-DT on complex programs (e.g., programs working over arrays or performing nonlinear computations) due to its black box nature and the use of templates.

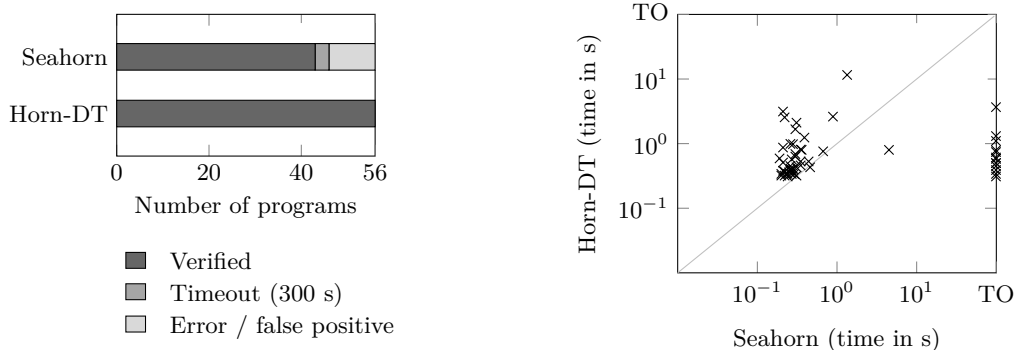


Fig. 5: Experimental comparison of Horn-DT with Seahorn on the the sequential programs benchmark suite. TO indicates a time out after 300 s or a false positive.

The remainder of this section presents our empirical evaluation on both benchmark suites in detail. All experiments were conducted on a Intel Core i3-4005U 4x1.70GHz CPU with 4 GB of RAM running Ubuntu 16.04 LTS 64 bit. The reported results were obtained using the split and node selection strategies described in Sec. 5.

**Sequential Programs** The first benchmark suite consists of 56 sequential programs taken SV-COMP as well as Garg et al.’s ICE tool [17]. These programs vary in complexity and range from simple integer manipulating

Table 1: Results of Horn-DT on concurrent and recursive programs. Columns show the number of invariants to be synthesized (“Inv”), total number of terms used (“Dim”), number of iterations between teacher and learner (“Rounds”), number of each kind of counter-examples generated (“Pos”, “Neg”, and “Horn”), and the time taken (“Time”). Benchmarks with the suffix *-RG* and *-OG* indicate Rely-Guarantee-style proofs and Owicki-Gries-style proofs, respectively.

Benchmark	Inv	Dim	Rounds	Pos	Neg	Horn	Time (s)
Ackermann02	2	5	13	4	1	8	0.89
Addition03	2	5	31	2	5	29	1.00
afterrec_2calls	2	4	0	0	0	0	0.04
BallRajamani-SPIN2000-Fig1	2	5	32	5	0	30	1.58
fib_bench-OG	6	18	7	2	0	5	1.52
fibonacci_5	4	6	105	1	3	105	3.65
Fibo_5	2	3	71	1	3	67	2.43
id2_b3_o2	4	6	48	1	5	45	1.40
id2_i5_o5	4	6	10	1	1	10	0.72
McCarthy91	1	2	98	5	91	2	2.77
peterson-OG	8	32	370	3	91	277	65.31
qw2004-OG	13	20	24	2	1	23	3.33
stateful01-OG	6	12	220	2	0	218	9.56
sum_2x3	2	5	36	1	2	36	0.99
sum_non_eq	2	4	8	3	1	4	0.58
sum_non	2	4	6	4	1	1	0.57
18_read_write_lock-OG	8	16	16	2	1	13	2.42
Mine_Fig_1-OG [28]	10	20	35	2	0	41	2.00
Mine_Fig_1-RG [28]	12	28	43	2	0	48	3.13
Mine_Fig_4-OG [28]	13	28	51	3	0	65	6.03
Mine_Fig_4-RG [28]	15	44	123	3	0	159	38.59
pro_cons_atomic-OG	8	16	32	2	0	30	2.11
pro_cons_queue-OG	8	16	31	2	0	29	2.09
12_hour_clock_serialization	1	3	6	1	1	4	1.59

programs to programs involving nonlinear computations to programs with complex array manipulations. The task for each of the benchmark programs is to find a single inductive invariant or adequate contract for a method call. We refer the reader to SV-COMP [4] as well as Garg et al. [17] for further details.

Figure 5 summarizes the results of our experimental evaluation on the sequential programs benchmark suite (see Appendix A for details). As shown on the left, Horn-DT is able to synthesize invariants and verify all 56 programs in the benchmarks suite. Seahorn, on the other hand, is able to verify 43 programs (77%) and times out on 3 further programs (5%). Surprisingly, Seahorn produced false positives (i.e., it reported an assertion violation) for 10 programs (18%)—these programs predominantly involve arrays or nonlinear computations. After corresponding with the authors of SeaHorn, it turned out that these false positives were in fact caused by bugs in Seahorn and are now being investigated.

The right-hand-side of Figure 5 shows a comparison of the runtimes of Horn-DT and Seahorn. As expected, Seahorn requires slightly less time to verify programs but frequently times out (or fails) when the programs work over arrays or perform nonlinear computations. Horn-DT, on the other hand, is able to verify the majority of programs in less than 1 s, which demonstrates the effectiveness of our technique.

**Concurrent and Recursive Programs** The second benchmark suite consists of 17 concurrent and recursive programs selected from SV-COMP15 *pthread*, *pthread-atomic*, *pthread-ext*, *pthread-lit*, *recursive* and *recursive-simple* benchmarks, as well as popular concurrent programs from the literature [28].

For concurrent programs we have used both Rely-Guarantee [40] and Owicki-Gries [31] proof techniques to verify the assertions. For recursive programs we use a modular verification technique, in the form of function contracts for each procedure. All these programs were manually converted into Boogie programs. For concurrent programs, we essentially encode the verification conditions for Rely-Guarantee or Owicki-Gries proofs in Boogie. Invariants inside a loop with an empty loop-body can be removed by over constraining invariant at the loop entry. This modification will safely under approximate the search space for invariants. We have adopted this encoding technique to verify Peterson’s algorithm.

Table 1 shows the results of running our Horn-DT tool on these programs. We note that each of these programs produce a large number of Horn counter-examples. The Boogie Teacher first tries to produce positive or negative counter-examples, and produces Horn counter-examples only if these are not possible. This indicates that Horn counter-examples are predominantly needed for these kinds of program specifications. Our tool successfully learns invariants for all these programs in reasonable time, with most finishing within 10 seconds. Only one program took more than 50 s to verify.

Verification using Owicki-Gries proof rules requires adequate invariants at each program point in each thread. In comparison, Rely-Guarantee additionally requires two-state invariants for each thread for the Rely/Guarantee conditions. These additional invariants makes learning for Rely-Guarantee proofs more difficult for the Learner.

## References

1. Ball, T., Majumdar, R., Millstein, T.D., Rajamani, S.K.: Automatic predicate abstraction of C programs. In: PLDI, 2001. pp. 203–213 (2001)
2. Barnett, M., Chang, B.E., DeLine, R., Jacobs, B., Leino, K.R.M.: Boogie: A modular reusable verifier for object-oriented programs. In: FMCO 2005. LNCS, vol. 4111, pp. 364–387. Springer (2005)
3. Beyene, T.A., Popeea, C., Rybalchenko, A.: Solving existentially quantified horn clauses. In: CAV 2013. pp. 869–882. LNCS, Springer (2013)
4. Beyer, D.: Software verification with validation of results - (report on SV-COMP 2017). In: TACAS 2017. LNCS, vol. 10206, pp. 331–349 (2017)
5. Bjørner, N., McMillan, K.L., Rybalchenko, A.: On solving universally quantified horn clauses. In: SAS 2013. pp. 105–125 (2013)
6. Bradley, A.R.: Sat-based model checking without unrolling. In: VMCAI 2011. LNCS, vol. 6538, pp. 70–87. Springer (2011)
7. Brockschmidt, M., Chen, Y., Kohli, P., Krishna, S., Tarlow, D.: Learning shape analysis. In: SAS 2017. pp. 66–87 (2017)
8. Colón, M., Sankaranarayanan, S., Sipma, H.: Linear invariant generation using non-linear constraint solving. In: CAV 2003. LNCS, vol. 2725, pp. 420–432. Springer (2003)
9. Cousot, P., Cousot, R.: Abstract interpretation: A unified lattice model for static analysis of programs by construction or approximation of fixpoints. In: POPL 1977. pp. 238–252. ACM Press (1977)
10. Dillig, I., Dillig, T., Li, B., McMillan, K.L.: Inductive invariant generation via abductive inference. In: Object Oriented Programming Systems Languages & Applications, OOPSLA 2013. pp. 443–456 (2013)
11. Dowling, W.F., Gallier, J.H.: Linear-time algorithms for testing the satisfiability of propositional horn formulae. *J. Log. Program.* 1(3), 267–284 (1984)
12. Ernst, M.D., Czeisler, A., Griswold, W.G., Notkin, D.: Quickly detecting relevant program invariants. In: ICSE 2000. pp. 449–458. ACM Press (2000)
13. Fedyukovich, G., J Kaufman, S., Bodik, R.: Sampling invariants from frequency distributions (2017)
14. Flanagan, C., Leino, K.R.M.: Houdini, an annotation assistant for `esc/java`. In: FME 2001. LNCS, vol. 2021, pp. 500–517. Springer (2001)
15. Garg, P., Löding, C., Madhusudan, P., Neider, D.: Learning universally quantified invariants of linear data structures. In: CAV 2013. LNCS, vol. 8044, pp. 813–829. Springer (2013)
16. Garg, P., Löding, C., Madhusudan, P., Neider, D.: ICE: A robust framework for learning invariants. In: CAV 2014. LNCS, vol. 8559, pp. 69–87. Springer (2014)
17. Garg, P., Neider, D., Madhusudan, P., Roth, D.: Learning invariants using decision trees and implication counterexamples. In: POPL 2016. pp. 499–512. ACM (2016)
18. Grebenshchikov, S., Lopes, N.P., Popeea, C., Rybalchenko, A.: Synthesizing software verifiers from proof rules. In: PLDI 2012. pp. 405–416. ACM (2012)

19. Gulwani, S., Srivastava, S., Venkatesan, R.: Program analysis as constraint solving. In: PLDI 2008. pp. 281–292. ACM (2008)
20. Gupta, A., Rybalchenko, A.: Invgen: An efficient invariant generator. In: CAV 2009. LNCS, vol. 5643, pp. 634–640. Springer (2009)
21. Gurfinkel, A., Kahsai, T., Komuravelli, A., Navas, J.A.: The seahorn verification framework. In: CAV 2015. LNCS, vol. 9206, pp. 343–361. Springer (2015)
22. Hoder, K., Bjørner, N.: Generalized property directed reachability. In: SAT 2012. LNCS, vol. 7317, pp. 157–171. Springer (2012)
23. Jhala, R., McMillan, K.L.: A practical and complete approach to predicate refinement. In: TACAS 2006. LNCS, vol. 3920, pp. 459–473. Springer (2006)
24. Jones, C.B.: Tentative steps toward a development method for interfering programs. *Transactions on Programming Languages and System* 5(4), 596–619 (1983)
25. Karbyshev, A., Bjørner, N., Itzhaky, S., Rinetzky, N., Shoham, S.: Property-directed inference of universal invariants or proving their absence. In: CAV 2015. LNCS, vol. 9206, pp. 583–602. Springer (2015)
26. McMillan, K.L.: Interpolation and SAT-Based model checking. In: CAV 2003. LNCS, vol. 2725, pp. 1–13. Springer (2003)
27. Miné, A.: Relational thread-modular static value analysis by abstract interpretation. In: VMCAI 2014. LNCS, vol. 8318, pp. 39–58. Springer (2014)
28. Miné, A.: Relational thread-modular static value analysis by abstract interpretation. In: *International Conference on Verification, Model Checking, and Abstract Interpretation*. pp. 39–58. Springer (2014)
29. de Moura, L.M., Bjørner, N.: Z3: an efficient SMT solver. In: TACAS 2008. LNCS, vol. 4963, pp. 337–340. Springer (2008)
30. Nguyen, T., Kapur, D., Weimer, W., Forrest, S.: Using dynamic analysis to discover polynomial and array invariants. In: ICSE 2012. pp. 683–693. IEEE (2012)
31. Owicki, S., Gries, D.: Verifying properties of parallel programs: An axiomatic approach. *Communications of the ACM* 19(5), 279–285 (1976)
32. Padhi, S., Sharma, R., Millstein, T.D.: Data-driven precondition inference with learned features. In: *Proceedings of the 37th ACM SIGPLAN Conference on Programming Language Design and Implementation, PLDI 2016*. pp. 42–56 (2016)
33. Pavlinovic, Z., Lal, A., Sharma, R.: Inferring annotations for device drivers from verification histories. In: *Proceedings of the 31st IEEE/ACM International Conference on Automated Software Engineering, ASE 2016*. pp. 450–460 (2016)
34. Quinlan, J.R.: Induction of decision trees. *Machine Learning* 1(1), 81–106 (1986)
35. Rakamaric, Z., Emmi, M.: SMACK: decoupling source language details from verifier implementations. In: CAV 2014. LNCS, vol. 8559, pp. 106–113. Springer (2014)
36. Sharma, R., Aiken, A.: From invariant checking to invariant inference using randomized search. In: CAV 2014. LNCS, vol. 8559, pp. 88–105. Springer (2014)
37. Sharma, R., Gupta, S., Hariharan, B., Aiken, A., Liang, P., Nori, A.V.: A data driven approach for algebraic loop invariants. In: ESOP 2013. LNCS, vol. 7792, pp. 574–592. Springer (2013)
38. Sharma, R., Gupta, S., Hariharan, B., Aiken, A., Nori, A.V.: Verification as learning geometric concepts. In: SAS 2013. LNCS, vol. 7935, pp. 388–411 (2013)
39. Sharma, R., Nori, A.V., Aiken, A.: Interpolants as classifiers. In: CAV 2012. LNCS, vol. 7358, pp. 71–87. Springer (2012)
40. Xu, Q., de Roever, W.P., He, J.: The rely-guarantee method for verifying shared variable concurrent programs. *Formal Asp. Comput.* 9(2), 149–174 (1997)
41. Zhu, H., Nori, A.V., Jagannathan, S.: Learning refinement types. In: ICFP 2015. pp. 400–411. ACM (2015)
42. Zhu, H., Petri, G., Jagannathan, S.: Automatically learning shape specifications. In: PLDI (2016). pp. 491–507. ACM, New York, NY, USA (2016)



## A Details of Experimental Evaluation

The following table lists the results of our experimental evaluation on the sequential programs benchmark suite.

Table 2: Experimental results of Horn-DT and Seahorn on the sequential programs benchmark suite. “Rounds” corresponds to the number of rounds of the learning process. “Pos”, “Neg”, and “Horn” refers to the number of positive, negative, and Horn examples produced during the learning, respectively. “To” indicates a timeout after 300s, while “FP” indicates a false positive. All times are given in seconds.

Benchmark	Horn-DT				Seahorn		
	Rounds	Pos	Neg	Horn	Learner time	Total time	Time
add.bpl	8	1	6	1	0.03	0.8	4.49
afnp.bpl	13	1	3	9	0.06	0.81	0.35
array2.bpl	5	3	2	1	0.05	0.43	0.46
array.bpl	14	4	4	7	0.06	0.99	0.26
array_diff.bpl	3	2	2	0	0.01	0.34	0.23
arrayinv1.bpl	134	4	32	100	7.44	11.57	1.34
arrayinv2.bpl	45	7	12	27	0.38	2.55	0.22
bool_dec.bpl	3	2	1	0	0.01	0.31	FP
bool_inc.bpl	3	1	1	1	0.15	0.45	FP
cegar1.bpl	5	3	1	1	0.02	0.41	0.28
cegar2.bpl	24	4	7	14	0.28	1.67	0.30
cggmp.bpl	67	1	13	53	0.69	2.11	0.31
countud.bpl	25	3	16	8	0.11	0.57	0.27
dec.bpl	3	1	2	0	0.01	0.32	0.31
dillig01.bpl	8	2	6	1	0.03	0.37	0.22
dillig03.bpl	9	2	4	3	0.04	0.38	0.21
dillig05.bpl	15	3	10	4	0.11	0.5	TO
dillig07.bpl	12	3	5	5	0.05	0.4	0.28
dillig15.bpl	12	2	3	7	0.05	0.41	0.26
dillig17.bpl	39	5	9	31	0.21	0.8	0.36
dillig19.bpl	12	2	4	7	0.05	0.43	0.31
dillig24.bpl	15	0	0	17	0.08	0.53	0.44
dillig25.bpl	47	1	25	36	0.32	1.1	TO
dillig28.bpl	25	1	0	34	0.12	0.61	TO
dtuc.bpl	28	6	15	14	0.14	0.74	FP
ex14.bpl	2	1	1	0	0.01	0.31	0.24
ex14c.bpl	2	1	1	0	0.01	0.32	0.22
ex23.bpl	19	2	7	11	0.1	0.58	FP
ex7.bpl	3	2	2	0	0.01	0.39	FP
fig1.bpl	5	2	3	1	0.02	0.34	0.24
fig3.bpl	3	2	2	0	0.01	0.34	FP
fig9.bpl	2	1	1	0	0.01	0.32	0.20
formula22.bpl	56	1	9	46	0.44	1.24	0.39
formula25.bpl	32	1	28	3	0.16	0.76	0.67
formula27.bpl	116	1	105	10	0.93	2.62	0.89
inc2.bpl	10	4	3	3	0.05	0.45	0.26
inc.bpl	102	1	1	100	1.98	3.14	0.21
loops.bpl	16	3	0	16	0.08	0.53	0.35

Table 2: continued

Benchmark	Horn-DT						Seahorn
	Rounds	Pos	Neg	Horn	Learner time	Total time	Time
matrixl1.bpl	8	6	7	1	0.04	0.51	0.21
matrixl1c.bpl	8	5	11	0	0.04	0.5	FP
matrixl2.bpl	24	14	9	6	0.11	0.87	0.21
matrixl2c.bpl	36	15	18	6	0.2	1.31	FP
nc11.bpl	9	2	4	4	0.04	0.39	0.26
nc11c.bpl	8	3	3	3	0.04	0.39	0.27
sqrt.bpl	95	6	49	42	1.29	3.67	FP
square.bpl	18	1	14	3	0.08	0.79	FP
sum1.bpl	22	5	16	4	0.1	0.63	0.30
sum3.bpl	6	1	4	1	0.03	0.38	0.26
sum4.bpl	41	1	7	33	0.21	0.98	0.28
sum4c.bpl	19	5	11	4	0.09	0.59	0.19
tacas.bpl	32	15	9	11	0.17	0.69	0.30
trex1.bpl	4	2	3	0	0.02	0.36	0.25
trex3.bpl	10	4	7	2	0.04	0.46	0.35
vsend.bpl	2	1	1	0	0.01	0.34	0.20
w1.bpl	4	2	1	1	0.02	0.34	0.29
w2.bpl	4	1	2	1	0.02	0.34	0.27