

Exact relations between homoclinic and periodic orbit actions in chaotic systems

Jizhou Li¹ and Steven Tomsovic¹

¹*Department of Physics and Astronomy, Washington State University, Pullman, Washington 99164-2814, USA*
(Dated: February 25, 2022)

Homoclinic and unstable periodic orbits in chaotic systems play central roles in various semiclassical sum rules. The interferences between terms are governed by the action functions and Maslov indices. In this article, we identify geometric relations between homoclinic and unstable periodic orbits, and derive exact formulae expressing the periodic orbit classical actions in terms of corresponding homoclinic orbit actions plus certain phase space areas. The exact relations provide a basis for approximations of the periodic orbit actions as action differences between homoclinic orbits with well-estimated errors. This makes possible the explicit study of relations between periodic orbits, which results in an analytic expression for the action differences between long periodic orbits and their shadowing decomposed orbits in the cycle expansion.

I. INTRODUCTION

Phase space invariant structures, such as stable and unstable manifolds [1, 2], play central roles in the characterization of chaotic dynamical systems. The fundamental ingredients of chaos [3], exponential compression and stretching, as well as the folding and mixing of phase space volumes, are all characterized by stable and unstable manifolds and the complicated patterns they form, namely homoclinic tangles [4, 5]. They govern various dynamical properties like phase space mixing [6, 7], transport [8] or escape rates [9–13]. Intersections of stable and unstable manifolds give rise to homoclinic and heteroclinic orbits [1], which have fixed past and future asymptotes. Moreover, using regions bounded by the stable and unstable manifolds as Markov partitions [14, 15], generic behaviors of homoclinic tangles give rise to Smale’s horseshoe structures and symbolic dynamics [16, 17], in which the motions of points from non-wandering sets [2, 3] under successive mappings are topologically conjugate to a Bernoulli shift on their symbolic strings [18–21].

Of particular interest to both classical and quantum chaos theory are the unstable periodic orbits and homoclinic orbits from a non-wandering set, which can be uniquely identified from the symbolic strings of the horseshoe. For example, classical sum rules over unstable periodic orbits describe various entropies, Lyapunov exponents, escape rates, and the uniformity principle [22]. In the semiclassical regime, properties of such classical orbits are also extremely important. A few cases are given by periodic [23–25] and closed orbit sum rules [26–28] that determine quantal spectral properties, and homoclinic (heteroclinic) orbit summations [29, 30] generating wave packet propagation approximations. The interferences in such semiclassical sum rules are almost exclusively governed by the orbits’ classical action functions and Maslov indices [31–33], and thus this information takes on greater importance in the context of the asymptotic properties of quantum mechanics. Various resummation techniques have been given to work with series which are often divergent in nature [34–36]. Other studies exploring a fuller understanding of the interferences

have also been carried out [37–43]. In semiclassical orbit summations, the classical action as a phase factor, is scaled by \hbar . Therefore small errors in the orbit actions will be magnified and significantly compromise the degree of accuracy of the spectral quantities. Due to sensitive dependence on initial conditions, numerical methods of calculating long orbits and their classical actions become exponentially demanding with increasing periods, hindering the calculations of systems’ spectra on fine-resolution scales.

There exist rather intimate relations between orbits in chaotic systems, e.g. similarity of two symbolic strings implies shadowing between the actual points in phase space; see, for example [44]. Thus, unstable periodic orbits are always shadowed by homoclinic orbit segments possessing the same symbolic codes. It turns out that periodic orbits can be built up from different homoclinic orbit segments up to any desired accuracy. Furthermore, using the MacKay-Meiss-Percival action principle [45, 46], exact and considerably simpler approximate formulae can be derived expressing the periodic orbit actions in terms of the homoclinic actions, which can be calculated in fast and stable ways [47]. The exponential divergence problem in the numerical computations of long periodic orbits can be avoided. The same formulae also enable explicit studies of action relations between different periodic orbits, which eventually lead to analytic expressions of action differences between long periodic orbits and their decomposed pseudo-orbits in the theory of cycle expansion [35, 48].

This paper is organized as follows. Sec. II reviews the concepts related to the horseshoe map symbolic dynamics, and definitions of various kinds of generating functions in Hamiltonian systems. Sec. III develops the theory to express the classical actions of unstable periodic orbits as differences between selected homoclinic orbits. Sec. IV demonstrates an immediate application to determine the small action differences between periodic orbits and their decomposed pseudo-orbits in the cycle expansion. Sec. V summarizes the work and discusses possible future research.

with length T :

$$y_0 \Rightarrow \cdots s_0 s_1 \cdots s_{T-1} s_0 s_1 \cdots s_{T-1} \cdots = \overline{\gamma} \cdot \overline{\gamma} \quad (2)$$

where $\gamma = s_0 \cdots s_{T-1}$ is the finite substring and $\overline{\gamma} \cdot \overline{\gamma}$ denotes its infinite repetition (on both sides of the decimal point). Notice that the cyclic permutations of $s_0 \cdots s_{T-1}$ can be associated with the successive mappings of y_0 , generating a one-to-one mapping to the set of points on the orbit. Since an orbit can be represented by any point on it, the position of the decimal point does not matter, therefore we denote the periodic orbit $\{y_0\}$ as

$$\{y_0\} \Rightarrow \overline{\gamma} \quad (3)$$

with the decimal point removed. Similarly, the finite length- T orbit segment $[y_0, y_1, \cdots, y_{T-1}]$, which composes one full period, is denoted

$$[y_0, y_1, \cdots, y_{T-1}] \Rightarrow \gamma \quad (4)$$

with the overhead bar removed, as compared to Eq. (3). Any cyclic permutation of γ refers to the same periodic orbit.

A primitive periodic orbit is a periodic orbit that cannot be written into repetitions of any shorter periodic orbits. Correspondingly, its symbolic string cannot be written into repetitions of any of its shorter substrings. For example, $\overline{110110}$ is not a primitive periodic orbit, since it is just the twice mapped primitive periodic orbit $\overline{110}$.

The hyperbolic fixed point has the simplest symbolic code $x \Rightarrow \overline{0} \cdot \overline{0}$, and its orbit $\{x\} \Rightarrow \overline{0}$ correspondingly. A homoclinic point h_0 of x has symbolic code of the form [51]:

$$h_0 \Rightarrow \overline{0}1s_{-m} \cdots s_{-1} \cdot s_0 s_1 \cdots s_n \overline{0} \quad (5)$$

where the $\overline{0}$ on both ends means the orbit approaches the fixed point (therefore stays in V_0) under both $M^{\pm\infty}$. Similar to the periodic orbit case, the homoclinic orbit can be represented as

$$\{h_0\} \Rightarrow \overline{0}1s_{-m} \cdots s_{-1} s_0 s_1 \cdots s_n \overline{0} \quad (6)$$

with the decimal point removed, as compared to Eq. (5).

Of particular interest, the primary homoclinic points g_0 and h_0 in Fig. 1 have symbolic codes $\overline{0}1 \cdot \overline{0}$ and $\overline{0}1 \cdot \overline{0}$, respectively. Their forward iterations g_1 and h_1 have codes $\overline{0}10 \cdot \overline{0}$ and $\overline{0}11 \cdot \overline{0}$, respectively, which corresponds to a shift of the decimal points for one step towards to right side. The orbits $\{g_0\}$ and $\{h_0\}$ are represented by:

$$\begin{aligned} \{g_0\} &\Rightarrow \overline{0}1\overline{0} \\ \{h_0\} &\Rightarrow \overline{0}11\overline{0} \end{aligned} \quad (7)$$

note that they have the simplest possible codes among all homoclinic orbits. For example, the non-primary orbits $\{g'_0\}$ and $\{h'_0\}$ from Fig. 1 have codes $\overline{0}101\overline{0}$ and $\overline{0}111\overline{0}$, respectively.

B. Generating function and classical action

For any phase space point $z_n = (q_n, p_n)$ and its image $M(z_n) = z_{n+1} = (q_{n+1}, p_{n+1})$, the mapping M can be viewed as a canonical transformation that maps z_n to z_{n+1} while preserving the symplectic area, therefore a *generating (action) function* $F(q_n, q_{n+1})$ can be associated with this process such that [45, 46]:

$$\begin{aligned} p_n &= -\partial F / \partial q_n \\ p_{n+1} &= \partial F / \partial q_{n+1}. \end{aligned} \quad (8)$$

Despite the fact that F is a function of q_n and q_{n+1} , it is convenient to denote it as $F(z_n, z_{n+1})$. This should cause no confusion as long as it is kept in mind that it is the q variables of z_n and z_{n+1} that go into the expression of F . The compound mapping M^k , which maps z_n to z_{n+k} , then has the generating function:

$$F(z_n, z_{n+k}) \equiv \sum_{i=n}^{n+k-1} F(z_i, z_{i+1}) \quad (9)$$

which, strictly speaking, is a function of q_n and q_{n+k} .

For periodic orbits $\overline{\gamma}$ with primitive period T , the primitive period *classical action* \mathcal{F}_γ of the orbit is:

$$\mathcal{F}_\gamma \equiv \sum_{i=0}^{T-1} F(y_i, y_{i+1}). \quad (10)$$

\mathcal{F}_γ is just the generating function that maps a point along the orbit for one primitive period. For the special case of the fixed point x , Eq. (10) reduces to:

$$\mathcal{F}_0 = F(x, x) \quad (11)$$

where $F(x, x)$ is the generating function that maps x into itself in one iteration.

For non-periodic orbits $\{h_0\}$, the classical action is the sum of the generating functions over infinite successive mappings:

$$\mathcal{F}_{\{h_0\}} \equiv \lim_{N \rightarrow \infty} \sum_{i=-N}^{N-1} F(h_i, h_{i+1}) = \lim_{N \rightarrow \infty} F(h_{-N}, h_N) \quad (12)$$

and is divergent in general. However, the MacKay-Meiss-Percival action principle [45, 46] can be applied to obtain well defined action differences for particular pairs of orbits. An important and simple case is the *relative action* $\Delta \mathcal{F}_{\{h_0\}\{x\}}$ between a fixed point x and its homoclinic orbit $\{h_0\}$, where $h_{\pm\infty} \rightarrow x$:

$$\begin{aligned} \Delta \mathcal{F}_{\{h_0\}\{x\}} &\equiv \lim_{N \rightarrow \infty} \sum_{i=-N}^{N-1} [F(h_i, h_{i+1}) - F(x, x)] \\ &= \int_{U[x, h_0]} pdq + \int_{S[h_0, x]} pdq = \oint_{US[x, h_0]} pdq \\ &= \mathcal{A}_{US[x, h_0]}^\circ \end{aligned} \quad (13)$$

where $U[x, h_0]$ is the segment of the unstable manifold from x to h_0 , and $S[h_0, x]$ the segment of the stable manifold from h_0 to x . The \circ superscript on the last line indicates that the area is interior to a path that forms a closed loop, and the subscript indicates the path: $US[x, h_0] = U[x, h_0] + S[h_0, x]$. As usual, clockwise enclosure of an area is positive, counterclockwise negative. $\Delta\mathcal{F}_{\{h_0\}\{x\}}$ gives the action difference between the homoclinic orbit segment $[h_{-N}, \dots, h_N]$ and the length- $(2N+1)$ fixed point orbit segment $[x, \dots, x]$ in the limit $N \rightarrow \infty$. In later sections, upon specifying the symbolic code of the homoclinic orbit $\{h_0\} \Rightarrow \bar{0}\gamma\bar{0}$, we also denote $\Delta\mathcal{F}_{\{h_0\}\{x\}}$ alternatively as

$$\Delta\mathcal{F}_{\{h_0\}\{x\}} = \Delta\mathcal{F}_{\bar{0}\gamma\bar{0}, \bar{0}} \quad (14)$$

by replacing the orbits in the subscript with their symbolic codes.

Likewise, a second important case is for the relative action between a pair of homoclinic orbits $\{h'_0\} \Rightarrow \bar{0}\gamma'\bar{0}$ and $\{h_0\} \Rightarrow \bar{0}\gamma\bar{0}$, which results in

$$\begin{aligned} \Delta\mathcal{F}_{\{h'_0\}\{h_0\}} &\equiv \lim_{N \rightarrow \infty} \sum_{i=-N}^{N-1} [F(h'_i, h'_{i+1}) - F(h_i, h_{i+1})] \\ &= \lim_{N \rightarrow \infty} [F(h'_{-N}, h'_N) - F(h_{-N}, h_N)] \\ &= \int_{U[h_0, h'_0]} pdq + \int_{S[h'_0, h_0]} pdq = \mathcal{A}_{US[h_0, h'_0]}^\circ \\ &= \Delta\mathcal{F}_{\bar{0}\gamma'\bar{0}, \bar{0}\gamma\bar{0}} \end{aligned} \quad (15)$$

where $U[h_0, h'_0]$ is the segment of the unstable manifold from h_0 to h'_0 , and $S[h'_0, h_0]$ the segment of the stable manifold from h'_0 to h_0 . Due to the fact that the end-points approach x forward and backward in time, one can also write

$$\Delta\mathcal{F}_{\{h'_0\}\{h_0\}} = \lim_{N \rightarrow \infty} \left[F(h'_{-(N+n)}, h'_{N+m}) - F(h_{-N}, h_N) \right] - (n+m)\mathcal{F}_0, \quad (16)$$

which is useful ahead.

III. ACTION FORMULAE

In highly chaotic systems, the computation of long orbits is always a daunting task due to exponential divergence on initial error. On the contrary, invariant structures such as the stable and unstable manifolds, along with homoclinic orbits, can be calculated in rather stable ways with high precisions [47]. It is thus desirable to extract information about periodic orbits (which are unstable to calculate) from the knowledge of homoclinic orbits (which are stable to calculate). In a previous work [52], the geometric relations between the homoclinic orbits and periodic orbits were given using Moser invariant curves [38, 53–55]. In this section, we generalize our previous results, remove the dependence on auxiliary structures such as the Moser invariant curves, and derive both

exact and approximate formulae to express the periodic orbit action in terms of the homoclinic orbit actions and phase space areas. Detailed numerical verifications are given to demonstrate the accuracy of the procedure.

A. Exact periodic orbit/homoclinic orbit action differences

Consider an arbitrary unstable periodic orbit $\{y_0\} \Rightarrow \bar{\gamma}$ for which n_γ is the primitive period. The basic idea is to consider the action difference of two auxiliary homoclinic orbits $\{h_0^{(\gamma\gamma)}\} \Rightarrow \bar{0}\gamma\bar{0}$ and $\{h_0^{(\gamma\gamma)}\} \Rightarrow \bar{0}\gamma'\bar{0}$, and generate its relation to the periodic orbit action \mathcal{F}_γ . To fix the procedure, split the string γ into two substrings: $\gamma = \gamma^-\gamma^+$. Let the lengths of γ^- and γ^+ be n^- and n^+ , respectively, where $n^- + n^+ = n_\gamma$. The splitting can be done arbitrarily, but without loss of generality assume the split is in the middle. If n_γ is even, $n^\pm = \frac{1}{2}n_\gamma$; and for cases in which n_γ is odd, let $n^- = n^+ - 1$. Let the zero subscript periodic orbit point be $y_0 = y_{n_\gamma} \Rightarrow \overline{\gamma^+\gamma^-\cdot\gamma^+\gamma^-}$, and the zero subscript homoclinic points be

$$\begin{cases} h_0^{(\gamma\gamma)} \Rightarrow \bar{0}\gamma^-\cdot\gamma^+\bar{0} \\ h_0^{(\gamma\gamma)} \Rightarrow \bar{0}\gamma\cdot\gamma\bar{0} = \bar{0}\gamma^-\gamma^+\cdot\gamma^-\gamma^+\bar{0} \end{cases} \quad (17)$$

from which it follows that

$$\begin{aligned} h_{-n^+}^{(\gamma\gamma)} &\Rightarrow \bar{0}\gamma^-\cdot\gamma^+\gamma^-\gamma^+\bar{0} \\ h_{n^-}^{(\gamma\gamma)} &\Rightarrow \bar{0}\gamma^-\gamma^+\gamma^-\cdot\gamma^+\bar{0} \end{aligned} \quad (18)$$

and $h_{\pm\infty}^{(\gamma\gamma)} = h_{\pm\infty}^{(\gamma\gamma)} = x$. With the help of Eq (16), the action difference of the two auxiliary homoclinic orbits is given by

$$\begin{aligned} \Delta\mathcal{F}_{\bar{0}\gamma\bar{0}, \bar{0}\gamma'\bar{0}} &= \lim_{N \rightarrow \infty} \left[F\left(h_{-(N+n^+)}^{(\gamma\gamma)}, h_{N+n^-}^{(\gamma\gamma)}\right) - F\left(h_{-N}^{(\gamma)}, h_N^{(\gamma)}\right) \right] - n_\gamma\mathcal{F}_0 \\ &= \lim_{N \rightarrow \infty} \left[F\left(h_{-(N+n^+)}^{(\gamma\gamma)}, h_{-n^+}^{(\gamma\gamma)}\right) - F\left(h_{-N}^{(\gamma)}, h_0^{(\gamma)}\right) \right] \\ &\quad + \lim_{N \rightarrow \infty} \left[F\left(h_{n^-}^{(\gamma\gamma)}, h_{N+n^-}^{(\gamma\gamma)}\right) - F\left(h_0^{(\gamma)}, h_N^{(\gamma)}\right) \right] \\ &\quad + F\left(h_{-n^+}^{(\gamma\gamma)}, h_{n^-}^{(\gamma\gamma)}\right) - n_\gamma\mathcal{F}_0 \end{aligned} \quad (19)$$

where we have cut $F(h_{-(N+n^+)}^{(\gamma\gamma)}, h_{N+n^-}^{(\gamma\gamma)})$ into three parts, $F(h_{-(N+n^+)}^{(\gamma\gamma)}, h_{-n^+}^{(\gamma\gamma)})$, $F(h_{-n^+}^{(\gamma\gamma)}, h_{n^-}^{(\gamma\gamma)})$ and $F(h_{n^-}^{(\gamma\gamma)}, h_{N+n^-}^{(\gamma\gamma)})$, that correspond to the initial, middle, and final parts of $\{h_0^{(\gamma\gamma)}\}$, respectively. Similarly, $F(h_{-N}^{(\gamma)}, h_N^{(\gamma)})$ is cut into two parts, $F(h_{-N}^{(\gamma)}, h_0^{(\gamma)})$ and $F(h_0^{(\gamma)}, h_N^{(\gamma)})$, corresponding to the initial and final parts of $\{h_0^{(\gamma)}\}$, respectively. The choice of the divisions is

motivated by the shadowing implied by the similarities of symbolic strings.

The derivation of the action difference of \mathcal{F}_γ and $\Delta\mathcal{F}_{\bar{0}\gamma\bar{0},\bar{0}\gamma\bar{0}}$ proceeds by applying the MacKay-Meiss-Percival action principle, Eq. (B1), separately to the three action difference terms

$$\begin{aligned} & \mathcal{F}_\gamma - \Delta\mathcal{F}_{\bar{0}\gamma\bar{0},\bar{0}\gamma\bar{0}} \\ &= \lim_{N \rightarrow \infty} \left[F\left(h_{-N}^{(\gamma)}, h_0^{(\gamma)}\right) - F\left(h_{-(N+n+)}^{(\gamma)}, h_{-n+}^{(\gamma)}\right) \right] \\ &+ \lim_{N \rightarrow \infty} \left[F\left(h_0^{(\gamma)}, h_N^{(\gamma)}\right) - F\left(h_{n-}^{(\gamma)}, h_{N+n-}^{(\gamma)}\right) \right] \\ &+ \left[\mathcal{F}_\gamma - F\left(h_{-n+}^{(\gamma)}, h_{n-}^{(\gamma)}\right) \right] + n_\gamma \mathcal{F}_0 \end{aligned} \quad (20)$$

and adding their contributions. The end result reduces to a specific phase space area.

The first term in Eq. (20) is the difference between the initial parts of the two auxiliary homoclinic orbits. Let the points a and b of Eq. (B1) be $h_{-(N+n+)}^{(\gamma)}$ and $h_{-N}^{(\gamma)}$, respectively, and let the curve c of Eq. (B1) be the unstable manifold segment $U[h_{-(N+n+)}^{(\gamma)}, h_{-N}^{(\gamma)}]$. After N iterations, $c = U[h_{-(N+n+)}^{(\gamma)}, h_{-N}^{(\gamma)}]$ is mapped to $c' = U[h_{-n+}^{(\gamma)}, h_0^{(\gamma)}]$, and this leads to

$$\begin{aligned} & \lim_{N \rightarrow \infty} \left[F\left(h_{-N}^{(\gamma)}, h_0^{(\gamma)}\right) - F\left(h_{-(N+n+)}^{(\gamma)}, h_{-n+}^{(\gamma)}\right) \right] \\ &= \int_{U[h_{-n+}^{(\gamma)}, h_0^{(\gamma)}]} pdq - \lim_{N \rightarrow \infty} \int_{U[h_{-(N+n+)}^{(\gamma)}, h_{-N}^{(\gamma)}]} pdq \\ &= \int_{U[h_{-n+}^{(\gamma)}, h_0^{(\gamma)}]} pdq . \end{aligned} \quad (21)$$

Similarly, the second term is the action difference between the final parts of the two auxiliary homoclinic orbits. By the same logic with $a = h_{n-}^{(\gamma)}$, $b = h_0^{(\gamma)}$, and $c = S[h_{n-}^{(\gamma)}, h_0^{(\gamma)}]$,

$$\begin{aligned} & \lim_{N \rightarrow \infty} \left[F\left(h_0^{(\gamma)}, h_N^{(\gamma)}\right) - F\left(h_{n-}^{(\gamma)}, h_{N+n-}^{(\gamma)}\right) \right] \\ &= \int_{S[h_0^{(\gamma)}, h_{n-}^{(\gamma)}]} pdq . \end{aligned} \quad (22)$$

The third term in Eq. (20) is the difference between the periodic orbit action $\mathcal{F}_\gamma = F(y_0, y_{n_\gamma})$, and the middle n_γ iterations of $\{h_0^{(\gamma)}\}$, $F\left(h_{-n+}^{(\gamma)}, h_{n-}^{(\gamma)}\right)$. Choose the points a and b of Eq. (B1) to be $h_{-n+}^{(\gamma)}$ and y_0 , respectively, and choose the curve c to be an arbitrary curve $C[h_{-n+}^{(\gamma)}, y_0]$ connecting them. As y_0 is a fixed point under

n_γ iterations, c maps to $c' = C'[h_{n-}^{(\gamma)}, y_0]$. Thus,

$$\begin{aligned} & \mathcal{F}_\gamma - F\left(h_{-n+}^{(\gamma)}, h_{n-}^{(\gamma)}\right) \\ &= \int_{C'[h_{n-}^{(\gamma)}, y_0]} pdq - \int_{C[h_{-n+}^{(\gamma)}, y_0]} pdq \\ &= \int_{C[y_0, h_{-n+}^{(\gamma)}]} pdq + \int_{C'[h_{n-}^{(\gamma)}, y_0]} pdq . \end{aligned} \quad (23)$$

Although the curve $C[h_{-n+}^{(\gamma)}, y_0]$ can be an arbitrary curve connecting the end points, a convenient choice without loss of generality is to let C be the straight line segment as shown in Fig. 2.

From the discussion in Appendix A, it is clear that $h_{-n+}^{(\gamma)} \Rightarrow \bar{0}\gamma^-\cdot\gamma^+\gamma^-\gamma^+\bar{0}$ is within an exponentially small ($\sim O(e^{-\mu n_\gamma})$) neighborhood of y_0 and C is exponentially close to the stable direction of y_0 . The images of $h_{-n+}^{(\gamma)}$ and y_0 under successive forward iterations first approach and then separate from each other. After n_γ iterations, the final image $h_{n-}^{(\gamma)} \Rightarrow \bar{0}\gamma^-\gamma^+\gamma^-\cdot\gamma^+\bar{0}$ is exponentially close to the unstable direction of y_0 and remains within a small neighborhood ($\sim O(e^{-\mu n_\gamma})$) of it. Since under the local linearized map of M^{n_γ} , the straight line segment C must be mapped into another straight line segment, the image $C' = M^{n_\gamma}(C)$ must be nearly a straight line as well. The geometry is shown in Fig. 2.

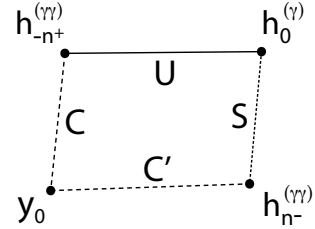


FIG. 2. (Schematic) The correction term in Eq. (24) is determined by this exponentially small near-parallellogram area. The lower-left corner $y_0 = y_{n_\gamma} \Rightarrow \gamma^+\gamma^-\cdot\gamma^+\gamma^-\cdot$ is a fixed point under M^{n_γ} . The other three corners are homoclinic points $h_{-n+}^{(\gamma)} \Rightarrow \bar{0}\gamma^-\cdot\gamma^+\gamma^-\gamma^+\bar{0}$, $h_0^{(\gamma)} \Rightarrow \bar{0}\gamma^-\cdot\gamma^+\bar{0}$ and $h_{n-}^{(\gamma)} \Rightarrow \bar{0}\gamma^-\gamma^+\gamma^-\cdot\gamma^+\bar{0}$. The unstable and stable segments between corresponding homoclinic points are labeled by U and S , respectively. C is a straight line segment connecting $h_{-n+}^{(\gamma)}$ and y_0 , which is exponentially close to the stable direction of y_0 . Under M^{n_γ} , C is mapped into a near-straight segment C' connecting $h_{n-}^{(\gamma)}$ and $y_{n_\gamma} = y_0$, which is exponentially close to the unstable direction of y_0 . Under n_γ iterations, the successive images of y_0 and $h_{-n+}^{(\gamma)}$ first approach, then separate from each other, making a near fly-by somewhere in the middle.

Adding the results of Eqs. (21) - (23), substituting into Eq. (20) and rearranging terms gives an exact formula expressing the periodic orbit action in terms of the relative homoclinic orbit actions, a multiple of the fixed point's

action, plus a phase space area:

$$\mathcal{F}_\gamma = n_\gamma \mathcal{F}_0 + \Delta \mathcal{F}_{\bar{0}\gamma\bar{0},\bar{0}\gamma\bar{0}} + \mathcal{A}^\circ_{CUSC'[y_0, h_{-n^+}^{(\gamma\gamma)}, h_0^{(\gamma)}, h_{n^-}^{(\gamma\gamma)}]} \quad (24)$$

where

$$\begin{aligned} \mathcal{A}^\circ_{CUSC'[y_0, h_{-n^+}^{(\gamma\gamma)}, h_0^{(\gamma)}, h_{n^-}^{(\gamma\gamma)}]} = & \\ & \int_{C[y_0, h_{-n^+}^{(\gamma\gamma)}]} pdq + \int_{U[h_{-n^+}^{(\gamma\gamma)}, h_0^{(\gamma)}]} pdq \\ & + \int_{S[h_0^{(\gamma)}, h_{n^-}^{(\gamma\gamma)}]} pdq + \int_{C'[h_{n^-}^{(\gamma\gamma)}, y_0]} pdq \end{aligned} \quad (25)$$

yields the area of the near-parallelogram in Fig. 2. This result is invariant under all possible ways of partitioning γ into $\gamma = \gamma^- \gamma^+$, as long as the y_0 , $h_0^{(\gamma)}$ and $h_0^{(\gamma\gamma)}$ are defined consistently. Nevertheless, the choice made in the derivation, where γ^- and γ^+ have near-identical lengths, leads to a near-parallelogram shaped region in Fig. 2. For other choices, especially those with greatly unequal lengths, γ^- and γ^+ , the $\mathcal{A}^\circ_{CUSC'[y_0, h_{-n^+}^{(\gamma\gamma)}, h_0^{(\gamma)}, h_{n^-}^{(\gamma\gamma)}]}$ area would be distorted into long thin, possibly strongly curved, strips, making it more difficult to calculate the area integral. In addition, it is possible to give an order estimate for the integral, which is best done by choosing γ^- and γ^+ to have the same lengths.

A careful inspection on the symbolic codes of the four corners of the parallelogram allows us to estimate the order of magnitude of its area. Notice the four corner have symbolic codes $y_0 \Rightarrow \overline{\gamma^+ \gamma^- \cdot \gamma^+ \gamma^-}$, $h_{-n^+}^{(\gamma\gamma)} \Rightarrow \bar{0} \gamma^- \cdot \gamma^+ \gamma^- \gamma^+ \bar{0}$, $h_0^{(\gamma)} \Rightarrow \bar{0} \gamma^- \cdot \gamma^+ \bar{0}$, and $h_{n^-}^{(\gamma\gamma)} \Rightarrow \bar{0} \gamma^- \gamma^+ \gamma^- \cdot \gamma^+ \bar{0}$. Since γ^- and γ^+ are chosen to have near-identical lengths, the symbolic codes of the four corners will match along central block lengths of at least n_γ . Therefore, Eq. (A7) implies an upper bound for the order of its magnitude:

$$\mathcal{A}^\circ_{CUSC'[y_0, h_{-n^+}^{(\gamma\gamma)}, h_0^{(\gamma)}, h_{n^-}^{(\gamma\gamma)}]} \sim O(e^{-\mu n_\gamma}) \quad (26)$$

where μ is the Lyapunov exponent of the system. For long orbits (n_γ large enough), this area can be neglected and leads to an approximate form of Eq. (24):

$$\begin{aligned} \mathcal{F}_\gamma &= n_\gamma \mathcal{F}_0 + \Delta \mathcal{F}_{\bar{0}\gamma\bar{0},\bar{0}\gamma\bar{0}} + O(e^{-\mu n_\gamma}) \\ &= n_\gamma \mathcal{F}_0 + \mathcal{A}^\circ_{US[h_0^{(\gamma)}, h_0^{(\gamma\gamma)}]} + O(e^{-\mu n_\gamma}) \end{aligned} \quad (27)$$

that expresses the periodic orbit action in terms of the fixed point action and the relative action between corresponding homoclinic orbits with well-estimated error. Notice that the right hand side of Eq. (27) is evaluated without constructing the periodic orbit or locating its phase-space points. In [47] a method was given to calculate the homoclinic orbits in very stable way. The basic idea is that calculating successive intersections of the stable and unstable manifolds is a structurally stable operation whereas direct propagation of phase points magnifies small propagation errors exponentially fast. Thus,

Eq. (27) can be used to calculate the classical action of arbitrarily long periodic orbits. The periodic orbit approximated is the one which follows the excursion of $\{h_0^{(\gamma)}\}$.

Optimal representation and numerical verification

Equation (26) gives an upper bound of the area correction order of magnitude corresponding to the worst case scenario, which results if the string γ ends with the digit “1” on the left and right sides. However, if γ has L_γ consecutive “0”s on its left end, and R_γ consecutive “0”s on its right end, the lengths of matching central blocks of the symbolic codes of the four corners increases to $(n_\gamma + L_\gamma + R_\gamma)$ and the error estimate of Eq. (26) improves to

$$\mathcal{A}^\circ_{CUSC'[y_0, h_{-n^+}^{(\gamma\gamma)}, h_0^{(\gamma)}, h_{n^-}^{(\gamma\gamma)}]} \sim O(e^{-\mu(n_\gamma + L_\gamma + R_\gamma)}) . \quad (28)$$

Therefore, given a periodic orbit $\{y\} \Rightarrow \bar{\gamma}$ with length n_γ , not all cyclic permutations of γ necessarily lead to the same quality approximation in Eq. (27) due to Eq. (28).

The optimal situation is to cyclically permute γ until it has the longest string of “0”s on the left or right boundary (or some combination). Let us consider a concrete example for the Hénon map with $\{y_0\} \Rightarrow \overline{10001}$, $\gamma = 10001$ (worst case scenario), and an optimal scenario $\gamma' = 00011$. They give rise to different homoclinic orbits in Eq. (27) since

$$\begin{aligned} \bar{0}\gamma\bar{0} &= \bar{0}10001\bar{0} \\ \bar{0}\gamma'\bar{0} &= \bar{0}11\bar{0} \end{aligned} \quad (29)$$

which do lead to differing quality of approximation.

The $\overline{10001}$ orbit, starts from point (3.18110104534044, 3.18110104534044) and maps back into itself to 12 decimal places in a double precision calculation after 5 iterations. Direct calculation of the classical action function gives:

$$\mathcal{F}_{10001} = 34.093709790589912 . \quad (30)$$

Of course, for the exact expression there is no difference in which homoclinic orbits which are used. We first verify Eq. (24) with $\gamma' = 00011$, and partition it into $\gamma'^- = 00$ and $\gamma'^+ = 011$. Substituting the three symbols into Eq. (24) leads to

$$\begin{aligned} \mathcal{F}_{10001} &= 5\mathcal{F}_0 + \Delta \mathcal{F}_{\bar{0}1100011\bar{0},\bar{0}11\bar{0}} \\ &+ \mathcal{A}^\circ_{CUSC'[y'_0, h_{-n^+}^{(\gamma'\gamma')}, h_0^{(\gamma')}, h_{n^-}^{(\gamma'\gamma')}] \\ &= 34.093709790630861 . \end{aligned} \quad (31)$$

The relative error is one part in 10^{-12} , which is as good as possible given the propagation error. This “exact” calculation required finding the point y'_0 corresponding to $\bar{0}1100.01100$, an impractical task for very long orbits.

Next, consider Eq. (27) for both the non-optimal representation $\gamma = 10001$ and the optimal representation $\gamma' = 00011$. There is the non-optimal approximation

$$\begin{aligned}\mathcal{F}_{10001} &\approx 5\mathcal{F}_0 + \Delta\mathcal{F}_{\bar{0}1000110001\bar{0},\bar{0}10001\bar{0}} \\ &= 34.091429013921982\end{aligned}\quad (32)$$

and the optimal

$$\begin{aligned}\mathcal{F}_{10001} &\approx 5\mathcal{F}_0 + \Delta\mathcal{F}_{\bar{0}1100011\bar{0},\bar{0}11\bar{0}} \\ &= 34.093701415127327.\end{aligned}\quad (33)$$

The non-optimal case leads to a relative error of 6.7×10^{-5} , whereas the optimal case gives a relative error of 2.5×10^{-7} , a factor 270 smaller error.

The choice of optimal representation is not necessarily unique as occurs if γ has multiple substrings with the same maximum possible number of consecutive “0”s. For example, let $\bar{\gamma} = \bar{1}10011001$, which has two “00” substrings. Following the above procedure, we can identify two optimal representations, namely $\gamma_1 = 001100111$ and $\gamma_2 = 001110011$, respectively. In these cases, the two optimal accompanying orbits should yield errors within the same order of magnitude, thus equally valid in practice.

B. Action formulae with partitioned substrings

In Sec. III A, the approximate action formula, Eq. (27), requires either the construction of the homoclinic orbit $\bar{0}\gamma\bar{0}$, or the area integral involving the homoclinic point $h_0^{(\gamma\gamma)} \Rightarrow \bar{0}\gamma.\gamma\bar{0}$ as one of the end points. Although these quantities can be calculated in quite stable ways without exponentially diverging error, the calculation is time-consuming for orbits with large periods. Upon further investigation into the geometric relations between classical orbit structures, it turns out to be possible to partition the symbolic codes, thereby relying on homoclinic orbits with shorter excursions, the longest of which are half the length of those in Sect. III A. This generates a host of new relations amongst orbits and reduces the complexity of the task.

Starting from a long periodic orbit $\{y\} \Rightarrow \bar{\gamma}$, cut its symbolic string into two substrings in: $\gamma = \gamma_1\gamma_2$, such that their lengths $n_\gamma = n_1 + n_2$, where n_1 and n_2 are the lengths of γ_1 and γ_2 , respectively. Assuming neither γ_1 nor γ_2 is a single digit string, further cut both of them into two substrings, such that $\gamma_1 = \gamma_1^-\gamma_1^+$ and $\gamma_2 = \gamma_2^-\gamma_2^+$. Let the length of γ_i^\pm be n_i^\pm , then $n_i = n_i^- + n_i^+$ ($i = 1, 2$). For convenience, assume cutting the γ_i s ($i = 1, 2$) in the middle, similar to Sect. III A. Then the periodic orbit can be denoted alternatively by $\{y\} \Rightarrow \bar{\gamma}_1^-\gamma_1^+\bar{\gamma}_2^-\gamma_2^+$. To fix y_0 , position the decimal point in the string $\bar{\gamma}_1^-\gamma_1^+\bar{\gamma}_2^-\gamma_2^+$, and the other y_n follow by the appropriate shifts in the decimal point.

Four homoclinic orbits are involved in the determination of the classical action \mathcal{F}_γ . These auxiliary homo-

clinic orbits are

$$\begin{aligned}\{h_0^{(\gamma_1)}\} &\Rightarrow \bar{0}\gamma_1\bar{0} \\ \{h_0^{(\gamma_2)}\} &\Rightarrow \bar{0}\gamma_2\bar{0} \\ \{h_0^{(\gamma_1\gamma_2)}\} &\Rightarrow \bar{0}\gamma_1\gamma_2\bar{0} \\ \{h_0^{(\gamma_2\gamma_1)}\} &\Rightarrow \bar{0}\gamma_2\gamma_1\bar{0}\end{aligned}\quad (34)$$

where the symbolic codes of $h_0^{(\gamma_1)}$, $h_0^{(\gamma_2)}$, $h_0^{(\gamma_1\gamma_2)}$ and $h_0^{(\gamma_2\gamma_1)}$ are identified in Eq. (C2).

As shown in Appendix. C, following similar but generalized steps from Sec. III A gives a generalized exact analytic formula for the periodic orbit action:

$$\begin{aligned}\mathcal{F}_\gamma &= n_\gamma\mathcal{F}_0 + \Delta\mathcal{F}_{\bar{0}\gamma_1\gamma_2\bar{0},\bar{0}\gamma_1\bar{0}} + \Delta\mathcal{F}_{\bar{0}\gamma_2\gamma_1\bar{0},\bar{0}\gamma_2\bar{0}} \\ &+ \mathcal{A}_{CUSC'[y_0, h_{-n_1^+}^{(\gamma_1\gamma_2)}, h_0^{(\gamma_1)}, h_{n_1^-}^{(\gamma_2\gamma_1)}]} \\ &+ \mathcal{A}_{CUSC'[y_{n_1^+ + n_2^-}, h_{-n_2^+}^{(\gamma_2\gamma_1)}, h_0^{(\gamma_2)}, h_{n_2^-}^{(\gamma_1\gamma_2)}]}\end{aligned}\quad (35)$$

where the two near-parallelogram area terms $\mathcal{A}_{CUSC'[\dots]}$ have similar interpretations as in Eq. (24). Notice the symbolic codes of the four corners of the first and the second parallelogram match in central block lengths of at least n_1 and n_2 , respectively. Therefore, we can estimate the upper bounds of the orders of magnitudes of these areas as

$$\mathcal{A}_{CUSC'[y_0, h_{-n_1^+}^{(\gamma_1\gamma_2)}, h_0^{(\gamma_1)}, h_{n_1^-}^{(\gamma_2\gamma_1)}]} \sim O(e^{-\mu n_1})\quad (36)$$

and

$$\mathcal{A}_{CUSC'[y_{n_1^+ + n_2^-}, h_{-n_2^+}^{(\gamma_2\gamma_1)}, h_0^{(\gamma_2)}, h_{n_2^-}^{(\gamma_1\gamma_2)}]} \sim O(e^{-\mu n_2})\quad (37)$$

which lead to the approximation:

$$\begin{aligned}\mathcal{F}_\gamma &= n_\gamma\mathcal{F}_0 + \Delta\mathcal{F}_{\bar{0}\gamma_1\gamma_2\bar{0},\bar{0}\gamma_1\bar{0}} + \Delta\mathcal{F}_{\bar{0}\gamma_2\gamma_1\bar{0},\bar{0}\gamma_2\bar{0}} \\ &+ O(e^{-\mu n_1} + e^{-\mu n_2})\end{aligned}\quad (38)$$

which expresses \mathcal{F}_γ in terms of two relative homoclinic orbit actions, but of shorter excursions. As before, a geometric alternative exists that does not require the calculation of the homoclinic orbits. Using Eq. (15) results in

$$\begin{aligned}&\Delta\mathcal{F}_{\bar{0}\gamma_1\gamma_2\bar{0},\bar{0}\gamma_1\bar{0}} + \Delta\mathcal{F}_{\bar{0}\gamma_2\gamma_1\bar{0},\bar{0}\gamma_2\bar{0}} \\ &= \mathcal{A}_{US[h_0^{(\gamma_1)}, h_0^{(\gamma_1\gamma_2)}]} + \mathcal{A}_{US[h_0^{(\gamma_2)}, h_0^{(\gamma_2\gamma_1)}]} \\ &= \int_{U[h_0^{(\gamma_1)}, h_0^{(\gamma_1\gamma_2)}]} pdq + \int_{S[h_0^{(\gamma_1\gamma_2)}, h_0^{(\gamma_1)}]} pdq \\ &+ \int_{U[h_0^{(\gamma_2)}, h_0^{(\gamma_2\gamma_1)}]} pdq + \int_{S[h_0^{(\gamma_2\gamma_1)}, h_0^{(\gamma_2)}]} pdq\end{aligned}\quad (39)$$

and a further manipulation of the integral paths combines the two areas into a single curvy-parallelogram. This is

done by splitting the two stable manifolds paths

$$\int_{S[h_0^{(\gamma_1\gamma_2)}, h_0^{(\gamma_1)}]} pdq = \int_{S[h_0^{(\gamma_1\gamma_2)}, h_0^{(\gamma_2)}]} pdq + \int_{S[h_0^{(\gamma_2)}, h_0^{(\gamma_1)}]} pdq \quad (40)$$

and

$$\int_{S[h_0^{(\gamma_2\gamma_1)}, h_0^{(\gamma_2)}]} pdq = \int_{S[h_0^{(\gamma_2\gamma_1)}, h_0^{(\gamma_1)}]} pdq + \int_{S[h_0^{(\gamma_1)}, h_0^{(\gamma_2)}]} pdq . \quad (41)$$

Substituting Eqs. (40) and (41) into Eq. (39), and notice cancellations between certain paths, we obtain

$$\begin{aligned} & \Delta\mathcal{F}_{\bar{0}\gamma_1\gamma_2\bar{0}, \bar{0}\gamma_1\bar{0}} + \Delta\mathcal{F}_{\bar{0}\gamma_2\gamma_1\bar{0}, \bar{0}\gamma_2\bar{0}} \\ &= \mathcal{A}_{US[h_0^{(\gamma_1)}, h_0^{(\gamma_1\gamma_2)}]}^\circ + \mathcal{A}_{US[h_0^{(\gamma_2)}, h_0^{(\gamma_2\gamma_1)}]}^\circ \\ &= \mathcal{A}_{SUSU[h_0^{(\gamma_1\gamma_2)}, h_0^{(\gamma_2)}, h_0^{(\gamma_2\gamma_1)}, h_0^{(\gamma_1)}]}^\circ \end{aligned} \quad (42)$$

and therefore a geometric alternative of Eq. (38)

$$\mathcal{F}_\gamma = n_\gamma \mathcal{F}_0 + \mathcal{A}_{SUSU[h_0^{(\gamma_1\gamma_2)}, h_0^{(\gamma_2)}, h_0^{(\gamma_2\gamma_1)}, h_0^{(\gamma_1)}]}^\circ + O(e^{-\mu n_1} + e^{-\mu n_2}) \quad (43)$$

which only requires integration along the corresponding stable and unstable manifold segments. Notice that Eq. (42) is actually the classical result described in Eq. (8.16) of Ref. [46], which expresses the action relations between two pairs of homoclinic orbits in terms of the region bounded by alternating stable and unstable manifolds connecting them.

For completeness, we mention that it is possible to partition γ into three or more substrings. For example, the triple partition, $\gamma = \gamma_1\gamma_2\gamma_3$, leads to:

$$\begin{aligned} \mathcal{F}_\gamma &= n_\gamma \mathcal{F}_0 + \Delta\mathcal{F}_{\bar{0}\gamma_1\gamma_2\gamma_3\bar{0}, \bar{0}\gamma_1\gamma_2\bar{0}} \\ &+ \Delta\mathcal{F}_{\bar{0}\gamma_2\gamma_3\gamma_1\bar{0}, \bar{0}\gamma_2\gamma_3\bar{0}} + \Delta\mathcal{F}_{\bar{0}\gamma_3\gamma_1\gamma_2\bar{0}, \bar{0}\gamma_3\gamma_1\bar{0}} \\ &+ O(e^{-\mu(n_1+n_2)} + e^{-\mu(n_2+n_3)} + e^{-\mu(n_3+n_1)}) . \end{aligned} \quad (44)$$

Note that this formula also has an exact version similar to Eq. (35) consisting of three $\mathcal{A}_{CUSC'[\dots]}^\circ$ correction terms. The derivation follows by a straightforward generalization of the procedure in Appendix C. Similarly, in the M -tuple partition case, $\gamma = \gamma_1\gamma_2 \cdots \gamma_M$, the approximation is:

$$\begin{aligned} \mathcal{F}_\gamma &= n_\gamma \mathcal{F}_0 + \sum_{(i_1 \cdots i_M)} \Delta\mathcal{F}_{\bar{0}\gamma_{i_1} \cdots \gamma_{i_M} \bar{0}, \bar{0}\gamma_{i_1} \cdots \gamma_{i_{M-1}} \bar{0}} \\ &+ O\left(\sum_{(i_1 \cdots i_M)} e^{-\mu(n_{i_1} + \cdots + n_{i_{M-1}})}\right) \end{aligned} \quad (45)$$

where $\sum_{(i_1 \cdots i_M)}$ denotes the sum over all cyclic permutations of $(1, 2, \dots, M)$, therefore consisting of M terms.

Optimal partition and numerical verification

It is of interest to know, given a periodic orbit $\bar{\gamma}$, which among all possible ways of partitioning γ into $\gamma_1\gamma_2$ leads to an optimal partition for the approximation, Eq. (38).

Similar to Sec. III A, the key is the order of magnitudes of the two $\mathcal{A}_{CUSC'[\dots]}^\circ$ areas. Just as for Eq. (26), Eqs. (36) and (37) give the upper bounds of the worst case scenarios where γ_2 and γ_1 have both digits “1” on their left and right ends. For other cases where there are 0s on either the left or right ends of γ_2 or γ_1 , the estimates can be further improved to:

$$\begin{aligned} \mathcal{A}_{CUSC'[y_0, h_{-n_1^+}^{(\gamma_1\gamma_2)}, h_0^{(\gamma_1)}, h_{n_1^-}^{(\gamma_2\gamma_1)}]}^\circ &\sim O(e^{-\mu(n_1+L_2+R_2)}) , \\ \mathcal{A}_{CUSC'[y_{(n_1^++n_2^-)}, h_{-n_2^+}^{(\gamma_2\gamma_1)}, h_0^{(\gamma_2)}, h_{n_2^-}^{(\gamma_1\gamma_2)}]}^\circ &\sim O(e^{-\mu(n_2+L_1+R_1)}) \end{aligned} \quad (46)$$

where L_i and R_i are the total numbers of consecutive “0”s counted starting from the very left and right ends, respectively, on the substring γ_i ($i = 1, 2$). The error associated with Eq. (38) is determined by the lesser of the two exponents. Thus, of all partitions $\gamma' = \gamma'_1\gamma'_2$, the one which maximizes the $\min(n_1+L_2+R_2, n_2+L_1+R_1)$ yields the smallest error.

For a numerical verification, we have calculated the period-8 orbit $\{y\} \Rightarrow \bar{\gamma} = \overline{10110000}$, for which $y_0 = (2.9268794696022995, -1.7889675999506438)$. The action function calculated following the orbit is

$$\mathcal{F}_{10110000} = 50.526431207035948 . \quad (47)$$

A non-optimal partition of this orbit is chosen to be $\gamma_1 = 1011$ and $\gamma_2 = 0000$. For this partition $\min(4+4, 4+0) = 4$. Note that $\gamma_2 = 0000$ actually corresponds to the fixed-point being iterated four times. An optimal partition is $\gamma'_1 = 1100$ and $\gamma'_2 = 0010$, for which $\min(4+3, 4+2) = 6$. Evaluating both partitions with Eq. (38) gives, the non-optimal result,

$$\begin{aligned} \mathcal{F}_{10110000} &\approx 8\mathcal{F}_0 + \Delta\mathcal{F}_{\bar{0}1011\bar{0}, \bar{0}1011\bar{0}} + \Delta\mathcal{F}_{\bar{0}1011\bar{0}, \bar{0}} \\ &= 8\mathcal{F}_0 + \Delta\mathcal{F}_{\bar{0}1011\bar{0}, \bar{0}} \\ &= 50.510819938430132 \end{aligned}$$

and the optimal result,

$$\begin{aligned} \mathcal{F}_{11000010} &\approx 8\mathcal{F}_0 + \Delta\mathcal{F}_{\bar{0}1100001\bar{0}, \bar{0}11\bar{0}} + \Delta\mathcal{F}_{\bar{0}1011\bar{0}, \bar{0}1\bar{0}} \\ &= 50.526729754916772 . \end{aligned}$$

Comparing the results with Eq. (47), the relative error from the non-optimal partition is 3.1×10^{-4} , and that of the optimal partition 5.9×10^{-6} , a factor 190 smaller.

For the verification of the exact formula, substituting the optimal partition into Eq. (35) leads to

$$\begin{aligned} \mathcal{F}_{11000010} &= 50.526729754916772 - 0.000298551864113 \\ &= 50.526431203052659 . \end{aligned}$$

Comparing with Eq. (47), the relative error of the exact formula is 7.9×10^{-11} , as good as possible given the presence of propagation error.

IV. CYCLE EXPANSION

The cycle expansion [3, 35, 48] has been an important approach to determining various physical quantities, such as dynamical zeta functions and spectral determinants, in terms of the very few shortest periodic orbits. In the expansion, a periodic orbit $\{y\}$ is grouped together with shorter pseudo-orbits whose full symbolic itineraries build up the itinerary of $\{y\}$, with the assumption that the action differences between $\{y\}$ and its decomposed pseudo-orbit decrease rapidly with increasing periods. Though it may be often true for highly chaotic systems, we show that a natural consequence of Eq. (38) yields a geometric result for the action differences, thus providing an analytic way to evaluate in which cases the action differences between orbits in the cycle expansions are small enough.

A. Action differences between periodic orbits and their decomposed pseudo-orbits

Consider an arbitrary periodic orbit $\{y\} \Rightarrow \bar{\gamma}$, and its partition into two substrings: $\gamma = \gamma_1\gamma_2$. In the cycle expansion, $\bar{\gamma}$ can be decomposed into a pseudo-orbit composed by $(\bar{\gamma}_1 + \bar{\gamma}_2)$, with the action difference between them assumed vanishing in the original approaches. However, with the help of Eqs. (38) and (27), we can express the classical actions of $\bar{\gamma}$, $\bar{\gamma}_1$ and $\bar{\gamma}_2$ respectively:

$$\mathcal{F}_\gamma = n_\gamma \mathcal{F}_0 + \Delta \mathcal{F}_{\bar{\gamma}_1\gamma_2\bar{0},\bar{0}\gamma_1\bar{0}} + \Delta \mathcal{F}_{\bar{0}\gamma_2\gamma_1\bar{0},\bar{0}\gamma_2\bar{0}} + O(e^{-\mu(n_1+L_2+R_2)} + e^{-\mu(n_2+L_1+R_1)}) , \quad (48)$$

$$\mathcal{F}_{\gamma_1} = n_1 \mathcal{F}_0 + \Delta \mathcal{F}_{\bar{0}\gamma_1\gamma_1\bar{0},\bar{0}\gamma_1\bar{0}} + O(e^{-\mu(n_1+L_1+R_1)}) \quad (49)$$

and

$$\mathcal{F}_{\gamma_2} = n_2 \mathcal{F}_0 + \Delta \mathcal{F}_{\bar{0}\gamma_2\gamma_2\bar{0},\bar{0}\gamma_2\bar{0}} + O(e^{-\mu(n_2+L_2+R_2)}) . \quad (50)$$

Subtracting Eqs. (49) and (50) from Eq. (48) gives an expression for the action difference between $\bar{\gamma}$ and its decomposed pseudo-orbit:

$$\begin{aligned} & \mathcal{F}_\gamma - (\mathcal{F}_{\gamma_1} + \mathcal{F}_{\gamma_2}) \\ &= \Delta \mathcal{F}_{\bar{0}\gamma_1\gamma_2\bar{0},\bar{0}\gamma_1\bar{0}} + \Delta \mathcal{F}_{\bar{0}\gamma_2\gamma_1\bar{0},\bar{0}\gamma_2\bar{0}} \\ & - \Delta \mathcal{F}_{\bar{0}\gamma_1\gamma_1\bar{0},\bar{0}\gamma_1\bar{0}} - \Delta \mathcal{F}_{\bar{0}\gamma_2\gamma_2\bar{0},\bar{0}\gamma_2\bar{0}} \\ & + O\left(e^{-\mu(n_1+L_2+R_2)} + e^{-\mu(n_2+L_1+R_1)} \right. \\ & \left. + e^{-\mu(n_1+L_1+R_1)} + e^{-\mu(n_2+L_2+R_2)}\right) . \end{aligned} \quad (51)$$

Notice that, since

$$\begin{aligned} \Delta \mathcal{F}_{\bar{0}\gamma_1\gamma_2\bar{0},\bar{0}\gamma_1\bar{0}} - \Delta \mathcal{F}_{\bar{0}\gamma_1\gamma_1\bar{0},\bar{0}\gamma_1\bar{0}} &= \Delta \mathcal{F}_{\bar{0}\gamma_1\gamma_2\bar{0},\bar{0}\gamma_1\gamma_1\bar{0}} \\ \Delta \mathcal{F}_{\bar{0}\gamma_2\gamma_1\bar{0},\bar{0}\gamma_2\bar{0}} - \Delta \mathcal{F}_{\bar{0}\gamma_2\gamma_2\bar{0},\bar{0}\gamma_2\bar{0}} &= \Delta \mathcal{F}_{\bar{0}\gamma_2\gamma_1\bar{0},\bar{0}\gamma_2\gamma_2\bar{0}} \end{aligned} \quad (52)$$

in fact, there is the simplified formula

$$\begin{aligned} & \mathcal{F}_\gamma - (\mathcal{F}_{\gamma_1} + \mathcal{F}_{\gamma_2}) \\ &= \Delta \mathcal{F}_{\bar{0}\gamma_1\gamma_2\bar{0},\bar{0}\gamma_1\gamma_1\bar{0}} + \Delta \mathcal{F}_{\bar{0}\gamma_2\gamma_1\bar{0},\bar{0}\gamma_2\gamma_2\bar{0}} \\ & + O\left(e^{-\mu(n_1+L_2+R_2)} + e^{-\mu(n_2+L_1+R_1)} \right. \\ & \left. + e^{-\mu(n_1+L_1+R_1)} + e^{-\mu(n_2+L_2+R_2)}\right) \end{aligned} \quad (53)$$

which expresses the action difference between $\bar{\gamma}$ and $(\bar{\gamma}_1 + \bar{\gamma}_2)$ in terms of four homoclinic orbits: $\bar{0}\gamma_1\gamma_2\bar{0}$, $\bar{0}\gamma_1\gamma_1\bar{0}$, $\bar{0}\gamma_2\gamma_1\bar{0}$ and $\bar{0}\gamma_2\gamma_2\bar{0}$, all constructed using the substrings of the periodic orbit.

Furthermore, letting $h_0^{(\gamma_i\gamma_j)} \Rightarrow \bar{0}\gamma_i\cdot\gamma_j\bar{0}$ ($i, j = 1, 2$), a geometric alternative of Eq. (53), similar to Eq. (43), can be written as

$$\begin{aligned} & \mathcal{F}_\gamma - (\mathcal{F}_{\gamma_1} + \mathcal{F}_{\gamma_2}) \\ &= \mathcal{A}_{SU\!SU[h_0^{(\gamma_1\gamma_2)}, h_0^{(\gamma_2\gamma_2)}, h_0^{(\gamma_2\gamma_1)}, h_0^{(\gamma_1\gamma_1)}]} \\ & + O\left(e^{-\mu(n_1+L_2+R_2)} + e^{-\mu(n_2+L_1+R_1)} \right. \\ & \left. + e^{-\mu(n_1+L_1+R_1)} + e^{-\mu(n_2+L_2+R_2)}\right) \end{aligned} \quad (54)$$

which calculates the action difference as a curvy parallelogram bounded by stable and unstable manifolds. The quality of the cycle expansion depends on the size of the areas $\mathcal{A}_{SU\!SU[\dots]}$, which are typically small if a long orbit is split in the middle. However, it is conceivable that one might include correction terms, such as the area term in Eq. (54), into the approximation to achieve a better result, although a more elaborate resummation scheme is needed for that purpose.

For general cases where γ is exceedingly long, further partitioning is possible by repeated use of Eq. (53), and therefore the action difference between a long periodic orbit and its decomposed pseudo-orbit composed by multiple substrings can be obtained. This adds further area correction terms. At a minimum, the magnitudes of the error terms imply a practical limit to further decreasing lengths n_i of the substrings γ_i , which may depend on the error tolerance of specific problems (or the value of \hbar).

Optimal decomposition and numerical verification

The results just presented allow for arbitrary decompositions of any given periodic orbit $\bar{\gamma}$: $\gamma = \gamma_1\gamma_2$, and express the action difference between $\bar{\gamma}$ and $(\bar{\gamma}_1 + \bar{\gamma}_2)$ in terms of specific homoclinic relative actions or phase space areas. However, it is worth comparing optimal and non-optimal partitions for the cycle orbits. The optimal partitions $\gamma' = \gamma'_1\gamma'_2$ maximize:

$$\min(n_1 + L_2 + R_2, n_2 + L_1 + R_1, n_1 + L_1 + R_1, n_2 + L_2 + R_2) . \quad (55)$$

Again, the optimal decomposition may be not unique for a periodic orbit.

As a numerical verification, consider the period-8 orbit $\{y\}$ ($\gamma = 10110000$) from Sec. III B. A non-optimal decomposition is given again by $\gamma_1 = 1011$ and $\gamma_2 = 0000$. The $\overline{1011}$ orbit has $y_0 = (3.1622776601683795, 1.9171449292276370)$, whereas the $\overline{0000}$ orbit is just four times the fixed point orbit. Substituting their symbolic strings into Eq. (53) yields

$$\begin{aligned} & \mathcal{F}_{10110000} - (\mathcal{F}_{1011} + \mathcal{F}_{0000}) \\ & \approx \Delta\mathcal{F}_{\overline{01011\bar{0}},\overline{010111011\bar{0}}} + \Delta\mathcal{F}_{\overline{01011\bar{0}},\bar{0}}. \end{aligned} \quad (56)$$

The difference is given by

$$\begin{aligned} & \mathcal{F}_{10110000} - (\mathcal{F}_{1011} + \mathcal{F}_{0000}) \\ & = -47.264193841143715, \end{aligned} \quad (57)$$

which would actually be a nonsensical split for the cycle expansion as one wants this difference already to be small and it is on the scale of the action for the full orbit. The correction area is

$$\begin{aligned} & \Delta\mathcal{F}_{\overline{01011\bar{0}},\overline{010111011\bar{0}}} + \Delta\mathcal{F}_{\overline{01011\bar{0}},\bar{0}} \\ & = -47.318648376144232, \end{aligned} \quad (58)$$

leaving an error relative to the full periodic orbit action as 1.1×10^{-3} .

Next, consider the optimal decomposition $\gamma'_1 = 0010$ and $\gamma'_2 = 1100$. The $\overline{0010}$ orbit $y_0 = (-4.0403657409121712, -3.1622776601683793)$, and the $\overline{1100}$ orbit has $y_0 = (3.1622776601683793, -3.1622776601683793)$. Substituting them into Eq. (53) yields

$$\begin{aligned} & \mathcal{F}_{00101100} - (\mathcal{F}_{0010} + \mathcal{F}_{1100}) \\ & \approx \Delta\mathcal{F}_{\overline{01011\bar{0}},\overline{010001\bar{0}}} + \Delta\mathcal{F}_{\overline{01100001\bar{0}},\overline{0110011\bar{0}}}. \end{aligned} \quad (59)$$

This gives

$$\mathcal{F}_{00101100} - (\mathcal{F}_{0010} + \mathcal{F}_{1100}) = 8.3627290714575508$$

which is far superior to the previous case as the area is much smaller. It is still significant though. The area correction is

$$\begin{aligned} & \Delta\mathcal{F}_{\overline{01011\bar{0}},\overline{010001\bar{0}}} + \Delta\mathcal{F}_{\overline{01100001\bar{0}},\overline{0110011\bar{0}}} \\ & = 8.3635870750844319, \end{aligned} \quad (60)$$

leaving a relative error with respect to the full action of 1.7×10^{-5} , a significant improvement compared with the non-optimal decomposition, as expected.

V. CONCLUSIONS

The relations between classical orbit sets play important roles in both classical and quantum chaotic dynamics. The relations given here can be used as a starting point for understanding the connections between homoclinic and periodic orbits, action correlations, corrections

to cycle expansions, and symmetries, such as the role of Richter-Sieber pairs in time reversal invariant systems. Controlled estimates of errors were given for various approximations. Also, note that individual periodic orbit actions can be calculated from generating functions, but the numerical computations suffer from sensitive dependence on initial conditions therefore being prohibitive for long orbits. By relating them to homoclinic orbits, which can be stably calculated relying on the structural stability of stable and unstable manifolds, they become stably calculable as well.

Organizing the orbits with symbolic dynamics, we have determined periodic orbit actions using homoclinic orbits constructed from either the entire symbolic string or partitioned substrings, and derived both exact and approximate action formulae. Although the exact formulae require the numerical determination of the periodic orbit points, the approximate formulae only require the calculation of homoclinic orbits, which is much simpler [47]. The errors associated with the approximate formulae scale down exponentially fast with increasing periods, making them almost exact for long orbits. Explicit action relations amongst periodic orbits also come as natural consequences, which turns the often empirical or statistical account of action correlations between periodic orbits into an analytic study of either homoclinic relative actions or phase space areas bounded by invariant manifolds, linking classical entities such as homoclinic tangles to the quantal spectral quantities of chaotic systems.

The analytic scheme developed here provides universal expressions for the action relations between either homoclinic and periodic orbits, periodic orbit pairs, or periodic orbits and their decomposed pseudo-orbits on the microscopic level. It is conceivable that this microscopic formula, when paired with a macroscopic counting scheme [44] should enable efficient semiclassical resummations on both the analytic [43] and numerical aspects.

Appendix A: HORSESHOE, MARKOV PARTITIONS AND SYMBOLIC DYNAMICS

Symbolic dynamics provides a powerful technique, i.e. the topological description of orbits in chaotic systems [18–21]. Perhaps the most famous model that demonstrates its elegance is the horseshoe map [16, 17], a two-dimensional diffeomorphism possessing an invariant Cantor set, which is topologically conjugate to a Bernoulli shift on symbolic strings composed by “0”s and “1”s. A numerical realization of the horseshoe is the area-preserving Hénon map [56] defined on the phase plane (q, p) , which is the simplest polynomial automorphism giving rise to chaotic dynamics [57]:

$$\begin{aligned} p_{n+1} &= q_n \\ q_{n+1} &= a - q_n^2 - p_n. \end{aligned} \quad (A1)$$

It follows from the work in Ref. [58] that for sufficiently large parameter values of a the Hénon map is topologically conjugate to a horseshoe map, therefore possessing a hyperbolic invariant set of orbits labeled by binary symbolic codes; see Chapters 23 and 24 of Ref. [2] for a brief review of the Smale horseshoe and the corresponding symbolic dynamics.

To visualize the action of the mapping M (e.g. Eq.(A1)) on the homoclinic tangle, let us consider the closed region \mathcal{R} in Fig. 1, bounded by loop $\mathcal{L}_{USUS[x,g_{-1},h_0,g_0]}$, where $\mathcal{L}_{USUS[x,g_{-1},h_0,g_0]} = U[x, g_{-1}] + S[g_{-1}, h_0] + U[h_0, g_0] + S[g_0, x]$. Under the mapping M , the trapezoid-shaped \mathcal{R} is compressed along the stable direction and stretched along the unstable direction, and folded back to partially overlap with itself, with the vertical strips V_0 and V_1 mapped into the horizontal strips H_0 and H_1 , respectively. Similarly, the inverse mapping M^{-1} stretches \mathcal{R} along the stable direction and fold back, with the horizontal strips H_0 and H_1 mapped into V_0 and V_1 , respectively. Therefore, points in region E_0 bounded by $\mathcal{L}_{USUS[g_{-2},h_{-1},h'_{-1},g'_{-1}]}$ are mapped outside \mathcal{R} into E_1 bounded by $\mathcal{L}_{USUS[g_{-1},h_0,h'_0,g'_0]}$ under one iteration. For open systems such as the Hénon map, any point outside \mathcal{R} never returns and escapes to infinity; there is a similar construction for inverse time. Of great structural significance is the non-wandering set Ω of phase-space points z that stay inside \mathcal{R} for all iterations [2, 3]:

$$\Omega = \left\{ z : z \in \bigcap_{n=-\infty}^{\infty} M^n(\mathcal{R}) \right\}. \quad (\text{A2})$$

In particular, we focus on the homoclinic and periodic points that belong to Ω .

Using the closed regions V_0 and V_1 in Fig. 1 as Markov generating partition for the symbolic dynamics, every point z_0 in Ω can be labeled by an infinite symbolic string of 0's and 1's:

$$z_0 \Rightarrow \cdots s_{-2}s_{-1}.s_0s_1s_2 \cdots \quad (\text{A3})$$

where each digit s_n in the symbol denotes the region that $M^n(z_0)$ lies in: $M^n(z_0) = z_n \in V_{s_n}$, $s_n \in \{0, 1\}$. In that sense, the symbolic code gives an “itinerary” of z_0 under successive forward and backward iterations, in terms of the regions V_0 and V_1 that each iteration lies in. The semi-infinite segment “ $s_0s_1s_2 \cdots$ ” (resp. “ $\cdots s_{-2}s_{-1}$ ”) from the symbolic code is referred to as the *head* (resp. *tail*) of the orbit with initial condition z_0 [51], and the decimal point separating the head and the tail denotes the region (V_{s_0}) that the current iteration z_0 belongs to. Let Σ denote the symbolic space of all such bi-infinite symbolic strings. Strings in Σ are then in 1-to-1 correspondence with points in Ω , and the mapping M in phase space is topological conjugate to a Bernoulli shift in the symbolic space. Therefore, forward iterations of z_0 move its decimal point towards the right side of the symbolic string, and backward iterations move it towards the left side.

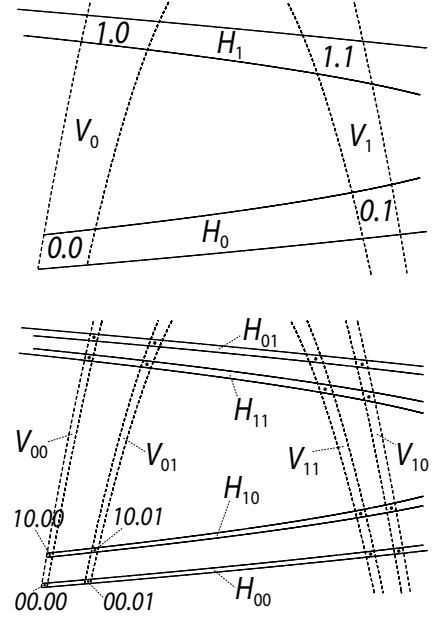


FIG. 3. Markov partitions constructed in the Hénon map. Upper panel: The V_{s_0} and $H_{s_{-1}}$ regions corresponds to the same regions in Fig. 1. The four cells $H_{s_{-1}} \cap V_{s_0} \Rightarrow s_{-1}.s_0$ are the Markov partitions of lengths 2. Lower panel: Markov partitions of length 4. The horizontal and vertical strips are created as $H_{s_{-2}s_{-1}} = M(H_{s_{-2}}) \cap H_{s_{-1}}$ and $V_{s_0s_1} = V_{s_0} \cap M^{-1}(V_{s_1})$. The H and V strips intersect at sixteen cells $H_{s_{-2}s_{-1}} \cap V_{s_0s_1} \Rightarrow s_{-2}s_{-1}.s_0s_1$, as indicated by a black dot inside each of them. For the sake of clarity, we only explicitly labeled four cells in the lower left corner. Any point from Ω with symbolic string of fixed central block $\cdots s_{-2}s_{-1}.s_0s_1 \cdots$ must either locate inside or on the boundary of the $s_{-2}s_{-1}.s_0s_1$ cell. The sizes of the cells shrink exponentially with increasing string lengths.

Besides elegant topological conjugacy, the symbolic strings also contain information about the location of points in phase space. Following a standard procedure [59], Subsequent Markov partitions [14, 15] can be constructed from the generating partitions $[V_0, V_1]$, which specifies the phase-space regions that points with certain central blocks of fixed lengths must locate within. Starting from V_0 and V_1 , define recursively an ever-shrinking family of vertical strips $V_{s_0 \cdots s_{n-1}}$ in phase space, such that:

$$V_{s_0 \cdots s_{n-1}} \equiv V_{s_0} \bigcap M^{-1}(V_{s_1 \cdots s_{n-1}}) \quad (\text{A4})$$

where $s_i \in \{0, 1\}$ for $i = 0, \dots, n-1$. Similarly, starting from H_0 and H_1 , an ever-shrink family of horizontal strips $H_{s_{-n} \cdots s_{-1}}$ can be defined:

$$H_{s_{-n} \cdots s_{-1}} \equiv M(H_{s_{-n} \cdots s_{-2}}) \bigcap H_{s_{-1}} \quad (\text{A5})$$

where $s_{-j} \in \{0, 1\}$ for $j = 1, \dots, n$. The horizontal and vertical strips intersect at curvy “rectangular” cells,

which can be labeled by a finite string of symbols:

$$H_{s_{-n} \cdots s_{-1}} \cap V_{s_0 \cdots s_{n-1}} \Rightarrow s_{-n} \cdots s_{-1} \cdot s_0 \cdots s_{n-1} \quad (\text{A6})$$

These cells are Markov partitions of central block lengths $2n$, in the sense that any point from Ω with coinciding central blocks $s_{-n} \cdots s_{-1} \cdot s_0 \cdots s_{n-1}$ must locate inside (or on the boundary of) the corresponding cell. Shown in the upper and lower panels of Fig. 3 are two examples of Markov partitions of lengths 2 and 4, respectively, numerically generated from the Hénon map. Take the cell 10.01 from the lower panel as example, any point with symbolic string of the form: $\cdots s_{-4} s_{-3} 10.01 s_2 s_3 \cdots$ must either locate inside or on the boundary of 10.01.

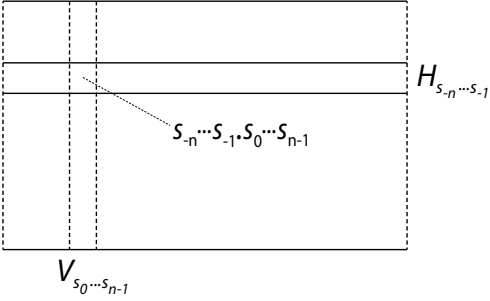


FIG. 4. (Schematic) The widths of $H_{s_{-n} \cdots s_{-1}}$ and $V_{s_0 \cdots s_{n-1}}$ are $\sim O(e^{-n\mu})$, so the cell area of $s_{-n} \cdots s_{-1} \cdot s_0 \cdots s_{n-1}$ is $\sim O(e^{-2n\mu})$.

Closeness between two symbolic strings imply closeness between the corresponding points in phase space. Due the compressing and stretching nature of the horseshoe map, the widths of the horizontal and vertical strips becomes exponentially small with increasing block lengths, and so do the cell areas they intersect. Without loss of generality, we assume, in Fig. 1, that the area $\mathcal{A}_{SUSU[x, g_0, h_0, g_{-1}]}$ is of order $\sim O(1)$. Then the resulting area of the cell $s_{-n} \cdots s_{-1} \cdot s_0 \cdots s_{n-1}$ is of order $\sim O(e^{-2n\mu})$, where μ is the Lyapunov exponent of the system, an exponentially small area for large n values. This geometry [59] is shown by Fig. 4. Therefore, any two points from Ω with identical central blocks of length $2n$ must locate in the same exponentially small cell. Consider two points $h \Rightarrow \cdots s_{-n} \cdots s_{-1} \cdot s_0 \cdots s_n \cdots$ and $h' \Rightarrow \cdots s'_{-n} \cdots s'_{-1} \cdot s'_0 \cdots s'_n \cdots$, if h and h' agree on a central block of length $2n$, i.e., $s'_{-n} \cdots s'_{-1} \cdot s'_0 \cdots s'_{n-1} = s_{-n} \cdots s_{-1} \cdot s_0 \cdots s_{n-1}$, they must both located in same cell labeled by $s_{-n} \cdots s_{-1} \cdot s_0 \cdots s_{n-1}$

$$h, h' \in H_{s_{-n} \cdots s_{-1}} \cap V_{s_0 \cdots s_{n-1}} \Rightarrow s_{-n} \cdots s_{-1} \cdot s_0 \cdots s_{n-1} \quad (\text{A7})$$

the area of which is $\sim O(e^{-2n\mu})$. Therefore, by specifying longer and longer central block lengths of a point's symbolic string, we can narrow down its possible location in phase space with smaller and smaller cells from the Markov partition.

Appendix B: MACKAY-MEISS-PERCIVAL ACTION PRINCIPLE

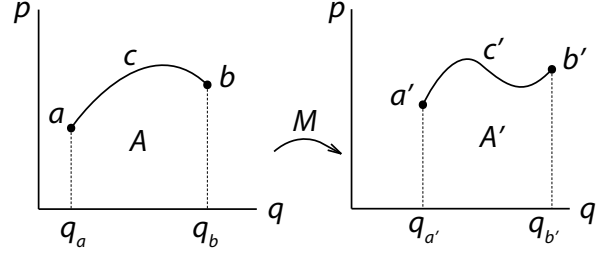


FIG. 5. a and b are arbitrary points and c is a curve connecting them. $a' = M(a)$, $b' = M(b)$ and $c' = M(c)$. Then: $A' - A = F(q_b, q_{b'}) - F(q_a, q_{a'})$.

The MacKay-Meiss-Percival action principle discussed in this section was first developed in [45] for transport theory. A comprehensive review can be found in [46]. Generalization of the original principle beyond the “twist” and area-preserving conditions is discussed in [60], and we only give a brief outline of the theory in this appendix. Shown in Fig. 5 are two arbitrary points $a = (q_a, p_a)$, $b = (q_b, p_b)$ and their images $a' = M(a)$, $b' = M(b)$. Let c be an arbitrary curve connecting a and b , which is mapped to a curve $c' = M(c)$ connecting a' and b' . Let A and A' denote the algebraic area under c and c' respectively. Then the difference between these areas is

$$\begin{aligned} A' - A &= \int_{c'} p dq - \int_c p dq \\ &= F(q_b, q_{b'}) - F(q_a, q_{a'}) \end{aligned} \quad (\text{B1})$$

i.e., the difference between the two algebraic areas gives the difference between the action functions for one iteration of the map.

Starting from this, MacKay *et al.* [45] derived a formula relating the action difference between a pair of homoclinic orbits to the phase space area of a region bounded by stable and unstable manifolds, as demonstrated by Fig. 6. In this Figure, a_0 and b_0 is a pair of

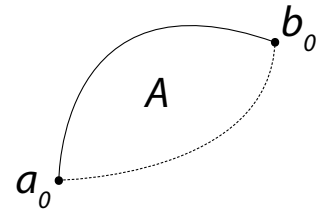


FIG. 6. a_0 and b_0 is a homoclinic pair. They are connected by an unstable segment $U[a_0, b_0]$ (solid) and a stable segment $S[b_0, a_0]$ (dashed). Then the action difference between the homoclinic orbit pair is $\Delta \mathcal{F}_{\{b_0\}\{a_0\}} = A$.

homoclinic points:

$$a_{\pm\infty} \rightarrow b_{\pm\infty} . \quad (\text{B2})$$

There exist unstable and stable manifolds connecting the two points shown by the solid and dashed curves. Those manifolds could be the manifolds of other fixed points, or manifolds associated with a_0 and b_0 themselves. Let $U[a_0, b_0]$ and $S[b_0, a_0]$ be the corresponding segments, we first apply Eq. (B1) repeatedly to the semi-infinite pair of homoclinic orbit segments $\{a_{-\infty}, \dots, a_0\}$ and $\{b_{-\infty}, \dots, b_0\}$, and get:

$$\begin{aligned} & \sum_{n=-\infty}^0 [F(b_{n-1}, b_n) - F(a_{n-1}, a_n)] \\ &= \int_{U[a_0, b_0]} pdq - \int_{U[a_{-\infty}, b_{-\infty}]} pdq = \int_{U[a_0, b_0]} pdq \end{aligned} \quad (\text{B3})$$

where $\int_{U[a_{-\infty}, b_{-\infty}]} pdq = 0$ since $a_{-\infty} \rightarrow b_{-\infty}$. Similarly for the semi-infinite pairs $\{a_0, \dots, a_{\infty}\}$ and $\{b_0, \dots, b_{\infty}\}$ we have:

$$\begin{aligned} & \sum_{n=0}^{\infty} [F(b_n, b_{n+1}) - F(a_n, a_{n+1})] \\ &= \int_{S[a_{\infty}, b_{\infty}]} pdq - \int_{S[a_0, b_0]} pdq = \int_{S[b_0, a_0]} pdq. \end{aligned} \quad (\text{B4})$$

Adding up Eqs. (B3) and (B4) we have:

$$\begin{aligned} \Delta \mathcal{F}_{\{b_0\}\{a_0\}} &= \sum_{n=-\infty}^{\infty} [F(b_n, b_{n+1}) - F(a_n, a_{n+1})] \\ &= \int_{U[a_0, b_0]} pdq + \int_{S[b_0, a_0]} pdq = A \end{aligned} \quad (\text{B5})$$

where A denotes the area shown in Fig. 6.

Appendix C: DERIVATION OF EQ. (35)

This appendix contains a detailed derivation of Eq. (35), which follows a similar, but more elaborate process compared with those in Sec. III A. As in Sec. III B, let the periodic orbit be $\{y\} \Rightarrow \bar{\gamma}$, and its symbolic code partitioned into: $\gamma = \gamma_1 \gamma_2 = \gamma_1^- \gamma_1^+ \gamma_2^- \gamma_2^+$, with lengths $n_{\gamma} = n_1 + n_2 = n_1^- + n_1^+ + n_2^- + n_2^+$. Its classical action \mathcal{F}_{γ} can be extracted with the help of four auxiliary homoclinic orbits

$$\begin{aligned} \{h_0^{(\gamma_1)}\} &\Rightarrow \bar{0} \gamma_1 \bar{0} = \bar{0} \gamma_1^- \gamma_1^+ \bar{0} \\ \{h_0^{(\gamma_2)}\} &\Rightarrow \bar{0} \gamma_2 \bar{0} = \bar{0} \gamma_2^- \gamma_2^+ \bar{0} \\ \{h_0^{(\gamma_1 \gamma_2)}\} &\Rightarrow \bar{0} \gamma_1 \gamma_2 \bar{0} = \bar{0} \gamma_1^- \gamma_1^+ \gamma_2^- \gamma_2^+ \bar{0} \\ \{h_0^{(\gamma_2 \gamma_1)}\} &\Rightarrow \bar{0} \gamma_2 \gamma_1 \bar{0} = \bar{0} \gamma_2^- \gamma_2^+ \gamma_1^- \gamma_1^+ \bar{0}. \end{aligned} \quad (\text{C1})$$

Furthermore, set the zero subscript homoclinic points along their respective orbits

$$\begin{aligned} h_0^{(\gamma_1)} &\Rightarrow \bar{0} \gamma_1^- \cdot \gamma_1^+ \bar{0} \\ h_0^{(\gamma_2)} &\Rightarrow \bar{0} \gamma_2^- \cdot \gamma_2^+ \bar{0} \\ h_0^{(\gamma_1 \gamma_2)} &\Rightarrow \bar{0} \gamma_1^- \gamma_1^+ \cdot \gamma_2^- \gamma_2^+ \bar{0} \\ h_0^{(\gamma_2 \gamma_1)} &\Rightarrow \bar{0} \gamma_2^- \gamma_2^+ \cdot \gamma_1^- \gamma_1^+ \bar{0} \end{aligned} \quad (\text{C2})$$

from which it follows that

$$\begin{aligned} h_{-n_1^+}^{(\gamma_1 \gamma_2)} &\Rightarrow \bar{0} \gamma_1^- \cdot \gamma_1^+ \gamma_2^- \gamma_2^+ \bar{0} \\ h_{n_2^-}^{(\gamma_1 \gamma_2)} &\Rightarrow \bar{0} \gamma_1^- \gamma_1^+ \gamma_2^- \cdot \gamma_2^+ \bar{0} \\ h_{-n_2^+}^{(\gamma_2 \gamma_1)} &\Rightarrow \bar{0} \gamma_2^- \cdot \gamma_2^+ \gamma_1^- \gamma_1^+ \bar{0} \\ h_{n_1^-}^{(\gamma_2 \gamma_1)} &\Rightarrow \bar{0} \gamma_2^- \gamma_2^+ \gamma_1^- \cdot \gamma_1^+ \bar{0} \end{aligned} \quad (\text{C3})$$

where the points in Eq. (C3) are just images of those in Eq. (C2) under respective iterations. Of interest here are the relative actions $\Delta \mathcal{F}_{\bar{0} \gamma_1 \gamma_2 \bar{0}, \bar{0} \gamma_1 \bar{0}}$ and $\Delta \mathcal{F}_{\bar{0} \gamma_2 \gamma_1 \bar{0}, \bar{0} \gamma_2 \bar{0}}$, which, following Eq. (16), can be expressed as

$$\begin{aligned} & \Delta \mathcal{F}_{\bar{0} \gamma_1 \gamma_2 \bar{0}, \bar{0} \gamma_1 \bar{0}} \\ &= \lim_{N \rightarrow \infty} \left[F \left(h_{-(N+n_1^+)}^{(\gamma_1 \gamma_2)}, h_{n_2^-+N}^{(\gamma_1 \gamma_2)} \right) - F \left(h_{-N}^{(\gamma_1)}, h_N^{(\gamma_1)} \right) \right] \\ & \quad - (n_1^+ + n_2^-) \mathcal{F}_0 \end{aligned} \quad (\text{C4})$$

and

$$\begin{aligned} & \Delta \mathcal{F}_{\bar{0} \gamma_2 \gamma_1 \bar{0}, \bar{0} \gamma_2 \bar{0}} \\ &= \lim_{N \rightarrow \infty} \left[F \left(h_{-(N+n_2^+)}^{(\gamma_2 \gamma_1)}, h_{n_1^-+N}^{(\gamma_2 \gamma_1)} \right) - F \left(h_{-N}^{(\gamma_2)}, h_N^{(\gamma_2)} \right) \right] \\ & \quad - (n_2^+ + n_1^-) \mathcal{F}_0. \end{aligned} \quad (\text{C5})$$

Similar to Eq. (20), comparing \mathcal{F}_{γ} to the sum of the relative auxiliary homoclinic orbit actions ($\Delta \mathcal{F}_{\bar{0} \gamma_1 \gamma_2 \bar{0}, \bar{0} \gamma_1 \bar{0}} + \Delta \mathcal{F}_{\bar{0} \gamma_2 \gamma_1 \bar{0}, \bar{0} \gamma_2 \bar{0}}$) gives

$$\begin{aligned} & \mathcal{F}_{\gamma} - \Delta \mathcal{F}_{\bar{0} \gamma_1 \gamma_2 \bar{0}, \bar{0} \gamma_1 \bar{0}} - \Delta \mathcal{F}_{\bar{0} \gamma_2 \gamma_1 \bar{0}, \bar{0} \gamma_2 \bar{0}} \\ &= F \left(y_0, y_{n_1^+ + n_2^-} \right) + F \left(y_{n_1^+ + n_2^-}, y_{n_{\gamma}} \right) \\ & \quad - \lim_{N \rightarrow \infty} \left[F \left(h_{-(N+n_1^+)}^{(\gamma_1 \gamma_2)}, h_{n_2^-+N}^{(\gamma_1 \gamma_2)} \right) - F \left(h_{-N}^{(\gamma_1)}, h_N^{(\gamma_1)} \right) \right] \\ & \quad + F \left(h_{-(N+n_2^+)}^{(\gamma_2 \gamma_1)}, h_{n_1^-+N}^{(\gamma_2 \gamma_1)} \right) - F \left(h_{-N}^{(\gamma_2)}, h_N^{(\gamma_2)} \right) \right] \\ & \quad + n_{\gamma} \mathcal{F}_0. \end{aligned} \quad (\text{C6})$$

Analogous to the spirit of Sec. III A, partition the homoclinic orbit generating functions $F(h_{-N}^{(\gamma_i)}, h_N^{(\gamma_i)})$ ($i = 1, 2$) into two parts, $F(h_{-N}^{(\gamma_i)}, h_0^{(\gamma_i)})$ and $F(h_0^{(\gamma_i)}, h_N^{(\gamma_i)})$,

which correspond to the initial and final parts of the $\{h_0^{(\gamma_i)}\}$ orbit segment, respectively. Also, partition the generating functions $F\left(h_{-(N+n_i^+)}^{(\gamma_i\gamma_j)}, h_{n_j^-+N}^{(\gamma_i\gamma_j)}\right)$ ($i, j = 1, 2$) into three parts, $F\left(h_{-(N+n_i^+)}^{(\gamma_i\gamma_j)}, h_{-n_i^+}^{(\gamma_i\gamma_j)}\right)$, $F\left(h_{-n_i^+}^{(\gamma_i\gamma_j)}, h_{n_j^-}^{(\gamma_i\gamma_j)}\right)$ and $F\left(h_{n_j^-}^{(\gamma_i\gamma_j)}, h_{n_j^-+N}^{(\gamma_i\gamma_j)}\right)$, that correspond to the initial, middle and final parts of $\{h_0^{(\gamma_i\gamma_j)}\}$ orbit segment, respectively. The expression for \mathcal{F}_γ is obtained from substituting these generating function into Eq. (C6), and regrouping them into action differences according similarity in the symbolic code sequences along their orbit segments:

$$\begin{aligned}
\mathcal{F}_\gamma &- \Delta\mathcal{F}_{\bar{0}\gamma_1\gamma_2\bar{0},\bar{0}\gamma_1\bar{0}} - \Delta\mathcal{F}_{\bar{0}\gamma_2\gamma_1\bar{0},\bar{0}\gamma_2\bar{0}} \\
&= \lim_{N\rightarrow\infty} \left[F\left(h_{-N}^{(\gamma_1)}, h_0^{(\gamma_1)}\right) - F\left(h_{-(N+n_1^+)}^{(\gamma_1\gamma_2)}, h_{-n_1^+}^{(\gamma_1\gamma_2)}\right) \right] \\
&+ \left[F\left(y_0, y_{n_1^++n_2^-}\right) - F\left(h_{-n_1^+}^{(\gamma_1\gamma_2)}, h_{n_2^-}^{(\gamma_1\gamma_2)}\right) \right] \\
&+ \lim_{N\rightarrow\infty} \left[F\left(h_0^{(\gamma_2)}, h_N^{(\gamma_2)}\right) - F\left(h_{n_2^-}^{(\gamma_1\gamma_2)}, h_{n_2^-+N}^{(\gamma_1\gamma_2)}\right) \right] \\
&+ \lim_{N\rightarrow\infty} \left[F\left(h_{-N}^{(\gamma_2)}, h_0^{(\gamma_2)}\right) - F\left(h_{-(N+n_2^+)}^{(\gamma_2\gamma_1)}, h_{-n_2^+}^{(\gamma_2\gamma_1)}\right) \right] \\
&+ \left[F\left(y_{n_1^++n_2^-}, y_{n_\gamma}\right) - F\left(h_{-n_2^+}^{(\gamma_2\gamma_1)}, h_{n_1^-}^{(\gamma_2\gamma_1)}\right) \right] \\
&+ \lim_{N\rightarrow\infty} \left[F\left(h_0^{(\gamma_1)}, h_N^{(\gamma_1)}\right) - F\left(h_{n_1^-}^{(\gamma_2\gamma_1)}, h_{n_1^-+N}^{(\gamma_2\gamma_1)}\right) \right] \\
&+ n_\gamma\mathcal{F}_0.
\end{aligned} \tag{C7}$$

Notice that the first six terms in the above expression are differences in the generating functions between orbits segments regrouped according to similarities in the symbolic code sequences. Following the same procedures as Sec. III A by repeated use of Eq. (B1), converts each term into a phase space integral along certain paths:

i) the first term

$$\begin{aligned}
&\lim_{N\rightarrow\infty} \left[F\left(h_{-N}^{(\gamma_1)}, h_0^{(\gamma_1)}\right) - F\left(h_{-(N+n_1^+)}^{(\gamma_1\gamma_2)}, h_{-n_1^+}^{(\gamma_1\gamma_2)}\right) \right] \\
&= \int_{U[h_{-n_1^+}^{(\gamma_1\gamma_2)}, h_0^{(\gamma_1)}]} pdq
\end{aligned} \tag{C8}$$

ii) the second term,

$$\begin{aligned}
&F\left(y_0, y_{n_1^++n_2^-}\right) - F\left(h_{-n_1^+}^{(\gamma_1\gamma_2)}, h_{n_2^-}^{(\gamma_1\gamma_2)}\right) \\
&= \int_{C'[h_{n_2^-}^{(\gamma_1\gamma_2)}, y_{n_1^++n_2^-}]} pdq + \int_{C[y_0, h_{-n_1^+}^{(\gamma_1\gamma_2)}]} pdq
\end{aligned} \tag{C9}$$

where, similar to Sec. III A, we take the liberty to choose C to be the straight-line segment connecting the end points, which is mapped to a near straight-line segment C' under $(n_1^+ + n_2^-)$ iterations.

iii) the third term

$$\begin{aligned}
&\lim_{N\rightarrow\infty} \left[F\left(h_0^{(\gamma_2)}, h_N^{(\gamma_2)}\right) - F\left(h_{n_2^-}^{(\gamma_1\gamma_2)}, h_{n_2^-+N}^{(\gamma_1\gamma_2)}\right) \right] \\
&= \int_{S[h_0^{(\gamma_2)}, h_{n_2^-}^{(\gamma_1\gamma_2)}]} pdq
\end{aligned} \tag{C10}$$

iv) the fourth term

$$\begin{aligned}
&\lim_{N\rightarrow\infty} \left[F\left(h_{-N}^{(\gamma_2)}, h_0^{(\gamma_2)}\right) - F\left(h_{-(N+n_2^+)}^{(\gamma_2\gamma_1)}, h_{-n_2^+}^{(\gamma_2\gamma_1)}\right) \right] \\
&= \int_{U[h_{-n_2^+}^{(\gamma_2\gamma_1)}, h_0^{(\gamma_2)}]} pdq
\end{aligned} \tag{C11}$$

v) the fifth term

$$\begin{aligned}
&\left[F\left(y_{n_1^++n_2^-}, y_{n_\gamma}\right) - F\left(h_{-n_2^+}^{(\gamma_2\gamma_1)}, h_{n_1^-}^{(\gamma_2\gamma_1)}\right) \right] \\
&= \int_{C'[h_{n_1^-}^{(\gamma_2\gamma_1)}, y_{n_\gamma}]} pdq + \int_{C[y_{n_1^++n_2^-}, h_{-n_2^+}^{(\gamma_2\gamma_1)}]} pdq
\end{aligned} \tag{C12}$$

where C is chosen to be the straight-line segment connecting the end points, which is mapped to a near straight-line segment C' under $(n_1^- + n_2^+)$ iterations.

vi) the sixth term

$$\begin{aligned}
&\lim_{N\rightarrow\infty} \left[F\left(h_0^{(\gamma_1)}, h_N^{(\gamma_1)}\right) - F\left(h_{n_1^-}^{(\gamma_2\gamma_1)}, h_{n_1^-+N}^{(\gamma_2\gamma_1)}\right) \right] \\
&= \int_{S[h_0^{(\gamma_1)}, h_{n_1^-}^{(\gamma_2\gamma_1)}]} pdq.
\end{aligned} \tag{C13}$$

Substituting Eqs. (C8) - (C13) into Eq. (C7) and rearranging the terms eventually leads to

$$\begin{aligned}
\mathcal{F}_\gamma &= n_\gamma\mathcal{F}_0 + \Delta\mathcal{F}_{\bar{0}\gamma_1\gamma_2\bar{0},\bar{0}\gamma_1\bar{0}} + \Delta\mathcal{F}_{\bar{0}\gamma_2\gamma_1\bar{0},\bar{0}\gamma_2\bar{0}} \\
&+ \mathcal{A}_{CUSC'}^\circ[y_0, h_{-n_1^+}^{(\gamma_1\gamma_2)}, h_0^{(\gamma_1)}, h_{n_1^-}^{(\gamma_2\gamma_1)}] \\
&+ \mathcal{A}_{CUSC'}^\circ[y_{n_1^++n_2^-}, h_{-n_2^+}^{(\gamma_2\gamma_1)}, h_0^{(\gamma_2)}, h_{n_2^-}^{(\gamma_1\gamma_2)}]
\end{aligned} \tag{C14}$$

which is Eq. (35) in Sec. III B.

-
- [1] H. Poincaré, *Les méthodes nouvelles de la mécanique céleste*, Vol. 3 (Gauthier-Villars et fils, Paris, 1899).
- [2] S. Wiggins, *Introduction to Applied Nonlinear Dynamical Systems and Chaos, Second Edition* (Springer-Verlag, New York, Berlin, Heidelberg, 2003).
- [3] P. Cvitanović, R. Artuso, R. Mainieri, G. Tanner, and G. Vattay, *Chaos: Classical and Quantum* (Niels Bohr Inst., Copenhagen, 2016).
- [4] R. Easton, *Trans. Am. Math. Soc.* **294**, 2 (1986).
- [5] V. Rom-Kedar, *Physica D* **43**, 229 (1990).
- [6] J. M. Ottino, *The kinematics of mixing: stretching, chaos, and transport* (Cambridge University Press, 1989).
- [7] S. Wiggins and J. M. Ottino, *Phil. Trans. R. Soc. Lond. A* **362**, 937 (2004).
- [8] S. Wiggins, *Chaotic Transport in Dynamical Systems* (Springer, New York, 1992).
- [9] K. A. Mitchell, J. P. Handley, B. Tighe, J. B. Delos, and S. K. Knudson, *Chaos* **13**, 880 (2003).
- [10] K. A. Mitchell, J. P. Handley, J. B. Delos, and S. K. Knudson, *Chaos* **13**, 892 (2003).
- [11] K. A. Mitchell and J. B. Delos, *Physica D* **221**, 170 (2006).
- [12] J. Novick, M. L. Keeler, J. Giefer, and J. B. Delos, *Phys. Rev. E* **85**, 016205 (2012).
- [13] J. Novick and J. B. Delos, *Phys. Rev. E* **85**, 016206 (2012).
- [14] R. Bowen, *Lect. Notes in Math. Vol. 470*. (Springer-Verlag, Berlin, 1975).
- [15] P. Gaspard, *Chaos, Scattering and Statistical Mechanics* (Cambridge University Press, Cambridge, UK, 1998).
- [16] S. Smale, *Differential and Combinatorial Topology*, edited by S. S. Cairns (Princeton University Press, Princeton, 1963).
- [17] S. Smale, *The Mathematics of Time: Essays on Dynamical Systems, Economic Processes and Related Topics* (Springer-Verlag, New York, Heidelberg, Berlin, 1980).
- [18] J. Hadamard, *Journ. de Math.* **5**, 27 (1898).
- [19] G. D. Birkhoff, *A.M.S. Coll. Publications, vol. 9* (American Mathematical Society, Providence, 1927).
- [20] G. D. Birkhoff, *Mem. Point. Acad. Sci. Novi. Lyncaei* **1**, 85 (1935).
- [21] M. Morse and G. A. Hedlund, *Amer. J. Math.* **60**, 815 (1938).
- [22] P. So, *Scholarpedia* **2**, 1353 (2007).
- [23] M. C. Gutzwiller, *J. Math. Phys.* **12**, 343 (1971), and references therein.
- [24] R. Balian and C. Bloch, *Ann. Phys. (N.Y.)* **63**, 592 (1971).
- [25] M. V. Berry and M. Tabor, *Proc. R. Soc. Lond. A* **349**, 101 (1976).
- [26] M. L. Du and J. B. Delos, *Phys. Rev. A* **38**, 1896 (1988).
- [27] M. L. Du and J. B. Delos, *Phys. Rev. A* **38**, 1913 (1988).
- [28] H. Friedrich and D. Wintgen, *Phys. Rep.* **183**, 37 (1989).
- [29] S. Tomsovic and E. J. Heller, *Phys. Rev. Lett.* **67**, 664 (1991).
- [30] S. Tomsovic and E. J. Heller, *Phys. Rev. E* **47**, 282 (1993).
- [31] S. C. Creagh, J. M. Robbins, and R. G. Littlejohn, *Phys. Rev. A* **42**, 1907 (1990).
- [32] J.-M. Mao, J. Shaw, and J. B. Delos, *J. Stat. Phys.* **68**, 51 (1992).
- [33] I. Esterlis, H. M. Haggard, A. Hedeman, and R. G. Littlejohn, *Europhys. Lett.* **106**, 50002 (2014).
- [34] G. Tanner, P. Scherer, E. B. Bogomolny, B. Eckhardt, and D. Wintgen, *Phys. Rev. Lett.* **67**, 2410 (1991).
- [35] P. Cvitanović and B. Eckhardt, *Phys. Rev. Lett.* **63**, 823 (1989).
- [36] M. V. Berry and J. P. Keating, *J. Phys. A* **23**, 4839 (1990).
- [37] N. Argaman, F.-M. Dittes, E. Doron, J. P. Keating, A. Y. Kitaev, M. Sieber, and U. Smilansky, *Phys. Rev. Lett.* **71**, 4326 (1993).
- [38] A. M. Ozorio de Almeida, *Nonlinearity* **2**, 519 (1989).
- [39] E. B. Bogomolny, *Chaos* **2**, 5 (1992).
- [40] M. Sieber and K. Richter, *Physica Scripta* **T90**, 128 (2001).
- [41] S. Müller, S. Heusler, P. Braun, F. Haake, and A. Altland, *Phys. Rev. Lett.* **93**, 014103 (2004).
- [42] M. Turek, D. Spehner, S. Müller, and K. Richter, *Phys. Rev. E* **71**, 016210 (2005).
- [43] S. Müller, S. Heusler, P. Braun, F. Haake, and A. Altland, *Phys. Rev. E* **72**, 046207 (2005).
- [44] B. Gutkin and V. A. Osipov, *Nonlinearity* **26**, 177 (2013).
- [45] R. S. MacKay, J. D. Meiss, and I. C. Percival, *Physica D* **13**, 55 (1984).
- [46] J. D. Meiss, *Rev. Mod. Phys.* **64**, 795 (1992).
- [47] J. Li and S. Tomsovic, *J. Phys. A: Math. Theor.* **50**, 135101 (2017), arXiv:1507.06455 [nlin.CD].
- [48] P. Cvitanović, *Phys. Rev. Lett.* **61**, 2729 (1988).
- [49] P. Cvitanović, G. Gunaratne, and I. Procaccia, *Phys. Rev. A* **38**, 1503 (1988).
- [50] P. Cvitanović, *Physica D* **51**, 138 (1991).
- [51] R. Hagiwara and A. Shudo, *J. Phys. A: Math. Gen.* **37**, 10521 (2004).
- [52] J. Li and S. Tomsovic, *Phys. Rev. E* **95**, 062224 (2017), arXiv:1703.07045 [nlin.CD].
- [53] J. Moser, *Commun. Pure Appl. Math.* **9**, 673 (1956).
- [54] G. L. da Silva Ritter, A. M. Ozorio de Almeida, and R. Douady, *Physica D* **29**, 181 (1987).
- [55] M. Harsoula, G. Contopoulos, and C. Efthymiopoulos, *J. Phys. A: Math. Theor.* **48**, 135102 (2015), arXiv:1502.00664 [nlin.CD].
- [56] M. Hénon, *Comm. Math. Phys.* **50**, 69 (1976).
- [57] S. Friedland and J. Milnor, *Ergod. Th. & Dynam. Sys.* **9**, 67 (1989).
- [58] R. Devaney and Z. Nitecki, *Comm. Math. Phys.* **67**, 137 (1979).
- [59] S. Wiggins, *Global Bifurcations and Chaos* (Springer-Verlag, New York, Berlin, Heidelberg, 1988).
- [60] R. Easton, *Nonlinearity* **4**, 583 (1991).