

Multi-photon production in the Type-I 2HDM

Abdesslam Arhrib*

Faculté des Sciences et Techniques, Abdelmalek Essaadi University, B.P. 416, Tangier, Morocco

Rachid Benbrik†

*LPHEA, Semlalia, Cadi Ayyad University, Marrakech, Morocco and
MSISM Team, Faculté Polydisciplinaire de Safi, Sidi Bouzid, BP 4162, Safi, Morocco.*

Stefano Moretti‡

*School of Physics and Astronomy, University of Southampton,
Southampton, SO17 1BJ, United Kingdom*

Abdessamad Rouchad§

LPHEA, Semlalia, Cadi Ayyad University, Marrakech, Morocco

Qi-Shu Yan¶

*School of Physics Sciences, University of Chinese Academy of Sciences, Beijing 100039, P.R. China and
Center for future high energy physics, Chinese Academy of Sciences, Beijing 100039, P.R. China*

Xianhui Zhang**

*School of Physics Sciences, University of Chinese Academy of Sciences, Beijing 100039, P.R. China
(Dated: March 8, 2024)*

This paper presents a study of a possible contribution to a Higgs boson signal in the $hh \rightarrow \gamma\gamma\gamma\gamma$ channel due to $H \rightarrow hh$ decays, in the framework of the CP-conserving 2-Higgs Doublet Model Type-I (2HDM-I), where the heavier of the two CP-even Higgs bosons defined herein, H , is the SM-like Higgs state observed with a mass of 125 GeV at the Large Hadron Collider (LHC). We perform a broad scan of the 2HDM-I parameter space, in presence of both up-to-date theoretical and experimental constraints, in order to extract the interesting regions yielding such a signal. Then, after validating our numerical framework against public experimental analyses carried out at the LHC, we proceed to assess its scope in constraining and/or extracting the $gg \rightarrow H \rightarrow hh \rightarrow \gamma\gamma\gamma\gamma$ signal in presence of a sophisticated Monte Carlo (MC) simulation. We find that, over a substantial region of the 2HDM-I parameter space presently un-accessible, the LHC will be able to establish such a potential signature in the next 2–3 years.

* aarhrib@gmail.com

† r.benbrik@uca.ac.ma

‡ s.moretti@soton.ac.uk

§ abdessamad.rouchad@edu.uca.ac.ma

¶ yanqishu@ucas.ac.cn

** xianhuizhang@ucas.ac.cn

I. INTRODUCTION

Following the discovery of a Higgs boson with a mass of 125 GeV [1, 2], henceforth labeled by H , with characteristics similar to those of the predicted state of the Standard Model (SM), experiments at the LHC have effectively begun to probe Electro-Weak Symmetry Breaking (EWSB) dynamics. The search channel that mostly enabled discovery was the one involving $gg \rightarrow H$ production followed by a $H \rightarrow \gamma\gamma$ decay, thanks to its cleanliness in the hadronic environment of the LHC and the sharp resolution in the di-photon invariant mass achievable by the LHC detectors, despite this decay being actually very subleading. Other Higgs signals were eventually established and studied in detail in order to measure the H state fundamental parameters, i.e., mass, width and couplings, all broadly consistent with the SM picture. Furthermore, comprehensive analyses investigating the spin and parity of the discovered particle have finally confirmed its most likely spin-0 and Charge/Parity (CP)-even nature, again, well in line with SM predictions.

The EWSB dynamics implemented within the SM is minimal in nature, allowing for the existence of only one Higgs boson. However, this needs not be the preferred realisation chosen by Nature. Just like the gauge and Yukawa sectors are not, i.e., there are multiple spin-1 and spin-1/2 states, there is a case for conceiving the possibility of an extended spin-0 sector too. As the Higgs boson so far discovered emerges from a doublet representation, a meaningful approach to surpass the SM is exemplified by 2HDMs [3–5], wherein a second (complex) Higgs doublet is added to the fundamental field representations of the SM. Upon EWSB, this yields five Higgs boson states as physical objects: two neutral CP-even ones (h and H with, conventionally, $m_H > m_h$), one neutral CP-odd one (A) and two charged ones (H^\pm) [6].

In the light of the established nature of the Higgs boson signals at the LHC, as mentioned above, in terms of its mass, width, couplings, spin and CP state, there exists therefore the possibility that in a 2HDM the observed SM-like Higgs state can be either the h [7, 8] or H [9, 10] one. An intriguing possibility is that Nature made the second choice, i.e., the heavy 2HDM CP-even state, so that a pair of the light ones could appear as its decay products, as the Hhh vertex is indeed allowed by the most general 2HDM scalar potential and underlying symmetries, which in fact coincide with those of the SM, except (possibly) for an additional Z_2 one introduced to prevent (large) Flavour Changing Neutral Currents (FCNCs) [11, 12] that may otherwise emerge in presence of a 2HDM (pseudo)scalar sector. Such a mass hierarchy, i.e., $m_H > 2m_h$, can easily be realised over the parameter space of one particular realisation of a 2HDM, so-called type-I (2HDM-I), see next section for details, which in fact allows for h masses down to even 20–30 GeV, well compatible with both theoretical and experimental constraints.

However, the requirement that one out of h or H has physical properties consistent with the observed Higgs boson state puts rather stringent bounds on the 2HDM parameter space. For example, it is well known that, in a 2HDM, there exists a ‘decoupling limit’, where $m_{H,A,H^\pm} \gg m_Z$, $\cos(\beta - \alpha) \approx 0$ [6] and the couplings of the h state to the SM particles are identical to those of the SM Higgs boson. Alternatively, a 2HDM also possesses an ‘alignment limit’, in which either one of h [7, 8] or H [9, 10] can mimic the SM Higgs boson. This is a welcome feature, as we will be working in a configuration of the 2HDM-I [13] parameter space close to the alignment limit realised through the H state, however, we will specifically be concentrating on those parameters which enable the h state to be (nearly) fermiophobic, so that the $h \rightarrow \gamma\gamma$ decay (mediated by W^\pm and H^\pm boson loops) can be dominant.

Hence, all this opens up the possibility of a rather spectacular 2HDM-I signal, in the form of the following production and (cascade) decay process, $gg \rightarrow H \rightarrow hh \rightarrow \gamma\gamma\gamma\gamma$, indeed relying upon the aforementioned characteristic of photonic signals in the LHC detectors. Clearly, the presence of two Higgs bosons as intermediate states in such a signature induces a phase space suppression (with respect to the production of a single Higgs state), however, this can be well compensated by the fact that the $H \rightarrow hh$ transition is resonant and, as mentioned, di-photon decays of the h state can be dominant in the 2HDM-I [13] when occurring near its fermiophobic limit. Furthermore, the knowledge of the H mass (125 GeV in our scenario), combined with the ability of reconstructing in each event photon pairs with similar masses, the former thus enabling one to enforce the $m_{\gamma\gamma\gamma\gamma} \approx 125$ GeV requirement and the latter the $m_{\gamma\gamma} \approx m'_{\gamma\gamma}$ one, allows us to exploit two powerful kinematic handles in suppressing the background, again, bearing in mind the high mass resolutions achievable in photon mass reconstructions.

In the present study, in essence, we explore the discovery potential of a light scalar Higgs boson h of mass less than $m_H/2$ at the LHC Run 2 (hence with Center-of-Mass (CM) energy $\sqrt{s} = 13$ TeV and standard luminosity conditions), where – as explained – H represents the SM-like Higgs state [9, 10]. Chiefly, we consider the production of a light h pair indirectly via the decay

$$H \rightarrow hh, \quad (1)$$

with the production of H via the standard mechanisms, which are dominated by gluon-gluon fusion. In this connection, it is to be noted that the total Branching Ratio (BR) of the SM-like Higgs boson to undetected Beyond the SM (BSM) decay modes (BR_{BSM}) is restricted by current Higgs data and predicted to be [14]

$$\text{BR}_{\text{BSM}} \leq 0.34 \text{ at 95\% Confidence Level (CL)}. \quad (2)$$

That is, the presence of non-SM decay modes of SM-like Higgs boson is not completely ruled out, which acts as a further motivation of our study.

In carrying out the latter, we borrow from existing experimental results. The ATLAS collaboration carried out searches for new phenomena in events with at least three photons at a CM energy of 8 TeV and with an integrated luminosity of 20.3 fb^{-1} . From the non-observation of any excess, limits are set at 95% CL on the rate of the relevant signal events in terms of cross section multiplied by a suitable BR combination [15]

$$\sigma_{\text{BSM}} \times \beta' \leq 10^{-3} \sigma_{\text{SM}}, \quad (3)$$

where $\beta' = \text{BR}(H \rightarrow AA) \times \text{BR}(A \rightarrow \gamma\gamma)^2$, σ_{BSM} is the Higgs production cross section in a possible BSM scenario and σ_{SM} is the same, but for the SM Higgs. The above constraint sets an upper limit on β' as

$$\beta' \leq 10^{-3}, \quad (4)$$

provided the Higgs state H in the context of new physics phenomena is the SM-like Higgs boson of mass 125 GeV. In particular, we will validate a numerical toolbox that we have created to carry out a Monte Carlo (MC) analysis against results published therein for the case of $H \rightarrow AA$ decays and extrapolate them to the case of $H \rightarrow hh$ ones, which constitute the dominant four photon signal in our case.

The plan of the paper is as follows. In Section 2, we introduce 2HDMs [3–5] in general and describe in particular our construct (the 2HDM-I [13]), including dwelling on the theoretical (see [16–21]) and experimental (see later on) constraints placed upon its parameter space. (Herein, we also comment on the fermiophobic limit of the 2HDM-I and its experimental status.) Section 3 is devoted to present our numerical results for the (inclusive) four photons cross section and to motivate the selection of our Benchmark Points (BPs). Then we move on to describe the numerical tools we have used and the MC analysis carried out, including illustrating our results for the exclusive cross section in Section 4. We then conclude in Section 5. Some technical details of our calculations are presented in Appendix A.

II. THE 2HDM-I AND ITS FERMIOPHOBIC LIMIT

The 2HDM scalar potential

The most general 2HDM scalar potential which is $SU(2)_L \otimes U(1)_Y$ invariant with a softly broken Z_2 symmetry can be written as

$$\begin{aligned} V(\phi_1, \phi_2) = & m_{11}^2 \phi_1^\dagger \phi_1 + m_{22}^2 \phi_2^\dagger \phi_2 - [m_{12}^2 \phi_1^\dagger \phi_2 + \text{h.c.}] \\ & + \frac{1}{2} \lambda_1 (\phi_1^\dagger \phi_1)^2 + \frac{1}{2} \lambda_2 (\phi_2^\dagger \phi_2)^2 + \lambda_3 (\phi_1^\dagger \phi_1) (\phi_2^\dagger \phi_2) \\ & + \lambda_4 (\phi_1^\dagger \phi_2) (\phi_2^\dagger \phi_1) + \left[\frac{1}{2} \lambda_5 (\phi_1^\dagger \phi_2)^2 + \text{h.c.} \right], \end{aligned} \quad (5)$$

where ϕ_1 and ϕ_2 have weak hypercharge $Y = +1$ while v_1 and v_2 are their respective Vacuum Expectation Values (VEVs). Through the minimisation conditions of the potential, m_{11}^2 and m_{22}^2 can be traded for v_1 and v_2 and the tree-level mass relations allow the quartic couplings λ_{1-5} to be substituted by the four physical Higgs boson masses and the neutral sector mixing term $\sin(\beta - \alpha)$, where β is defined through $\tan \beta = v_2/v_1$ and α is the mixing angle between the CP-even interaction states. Thus, in total, the Higgs sector of the 2HDM has 7 independent parameters, which include $\tan \beta$, $\sin(\beta - \alpha)$ (or α), m_{12}^2 and the four physical Higgs boson masses.

As explained in the Introduction, the 2HDM possesses two alignment limits: one with h SM-like [7, 8] and an other one with H SM-like [9, 10]. In the present study, we are interested in the alignment limit where H is the SM-like Higgs boson discovered at CERN, which implies that $\cos(\beta - \alpha) \approx 1$. Then, we take $m_h < m_H/2 \approx 62.5 \text{ GeV}$, so that the decay channel $H \rightarrow hh$ would always be open.

From the above scalar potential one can derive the following triple scalar couplings needed for our study:

$$\begin{aligned} Hhh = & -\frac{1}{2} \frac{g c_{\beta-\alpha}}{m_W s_{2\beta}^2} \left[(2m_h^2 + m_H^2) s_{2\alpha} s_{2\beta} - 2(3s_{2\alpha} - s_{2\beta}) m_{12}^2 \right], \\ HAA = & -\frac{g}{2m_W s_{2\beta}^2} \left[(2m_A^2 - m_H^2) s_{2\beta}^2 c_{\beta-\alpha} + 2m_H^2 s_{2\beta} s_{\beta+\alpha} - 4m_{12}^2 s_{\beta+\alpha} \right], \\ hH^\pm H^\mp = & \frac{1}{2} \frac{g}{m_W s_{2\beta}^2} \left[(m_h^2 - 2m_{H^\pm}^2) s_{\beta-\alpha} s_{2\beta}^2 - 2c_{\beta+\alpha} (m_h^2 s_{2\beta} - 2m_{12}^2) \right], \end{aligned} \quad (6)$$

where g is the $SU(2)$ gauge coupling constant. We have used the notation s_x and c_x as short-hand for $\sin(x)$ and $\cos(x)$, respectively. It is clear from the above couplings that Hhh is proportional to $c_{\beta-\alpha}$ which is close to unity in our case and hence the $\text{BR}(H \rightarrow hh)$ would not be suppressed. Moreover, in the exact fermiophobic limit $\alpha \approx \pm\pi/2$ becomes proportional to m_{12}^2 . The vertex HAA has two terms, one proportional to $c_{\beta-\alpha}$ and the other proportional to $s_{\beta+\alpha}$ which is close to c_β in the fermiophobic limit $\alpha \approx \pi/2$. Finally, the coupling $hH^\pm H^\mp$ can be large so as to contribute sizably to the $h \rightarrow \gamma\gamma$ decay rate.

Fermiophobic limit of the 2HDM-I

In general, in the 2HDM, both Higgs doublets can couple to quarks and leptons exactly as in the SM. However, in such case one has tree level FCNCs which would lead to large contribution to B -physics observables in conflict with data. In order to avoid this, the 2HDM needs to satisfy a discrete Z_2 symmetry [11, 12] which guarantees the absence of this phenomenon. Several type of 2HDMs exist depending on the Z_2 charge assignment of the Higgs doublets [12]. In our study, we will focus on the 2HDM-I. In this model only the doublet ϕ_2 couples to all the fermions as in the SM while ϕ_1 does not couple to any of the fermions.

The Yukawa interactions in terms of the neutral and charged Higgs mass eigenstates in a general 2HDM can be written as:

$$-\mathcal{L}_{Yukawa}^{2HDM} = \sum_{f=u,d,l} \frac{m_f}{v} (\xi_f^h \bar{f} f h + \xi_f^H \bar{f} f H - i \xi_f^A \bar{f} \gamma_5 f A) + \left\{ \frac{\sqrt{2} V_{ud}}{v} \bar{u} (m_u \xi_u^A P_L + m_d \xi_d^A P_R) d H^+ + \frac{\sqrt{2} m_l \xi_l^A}{v} \bar{\nu}_L l_R H^+ + \text{h.c.} \right\}, \quad (7)$$

where $v^2 = v_1^2 + v_2^2 = (2\sqrt{2}G_F)^{-1}$, V_{ud} is the top-left entry of the Cabibbo-Kobayashi-Maskawa (CKM) matrix and P_L and P_R are the left- and right-handed projection operators, respectively. In the 2HDM-I, we have

$$\begin{aligned} \xi_f^h &= \cos \alpha / \sin \beta \quad \text{and} \quad \xi_f^H = \sin \alpha / \sin \beta, \quad \text{for} \quad f = u, d, l, \\ \xi_d^A &= -\cot \beta, \quad \xi_u^A = \cot \beta \quad \text{and} \quad \xi_l^A = -\cot \beta. \end{aligned} \quad (8)$$

From the above Lagrangian (7) and (8), it is clear that for $\alpha \approx \pm \frac{\pi}{2}$ the tree level coupling of the light CP-even Higgs h to quarks and leptons are very suppressed. Hence h is fermiophobic in this limit [22]. Note that, in the 2HDM-I, the CP-odd Higgs coupling to fermions is proportional to $\cot \beta$ and hence would not be fermiophobic for any choice of $\tan \beta$. Since we are interested in the case where H is SM-like ($\cos(\beta - \alpha) \approx 1$) and $m_h \leq m_H/2 \approx 62.5$ GeV such that the decay $H \rightarrow hh$ is open, the main decays of the lightest Higgs state h are into the tree level channels $h \rightarrow V^* V^*$ and $h \rightarrow Z^* A$ when $m_A < m_h$, otherwise the one loop $h \rightarrow Z^* \gamma$ and $h \rightarrow \gamma \gamma$ ones dominate. The $1 \rightarrow 4$ decays $h \rightarrow V^* V^* (\rightarrow f \bar{f} f' \bar{f}')$ have two sources of suppression, the phase space one and the fact that $hVV \propto \sin(\beta - \alpha) \approx 0$, while the $1 \rightarrow 3$ decay $h \rightarrow Z^* \gamma (\rightarrow f \bar{f} \gamma)$ is both loop and phase space suppressed. Therefore, the decays $h \rightarrow \gamma \gamma$ and $h \rightarrow Z^* A$ ($m_A < m_h$) are expected to compete with each other and dominate in the fermiophobic limit. In fact, it is well known that $h \rightarrow \gamma \gamma$ is dominated by the W^\pm loops which interfere destructively with top and charged Higgs loops. In the limit where $\sin(\beta - \alpha) \rightarrow 0$, the W^\pm loops vanish and only the top and charged Higgs ones contribute. When $\cos \alpha$ vanishes, the h state, with mass ≤ 62 GeV, becomes fermiophobic and consequently the $\text{BR}(h \rightarrow \gamma \gamma)$ can become 100% if $h \rightarrow Z^* A$ is not open. In contrast, the coupling hZA is proportional to $\cos(\beta - \alpha)$, which is close to unity in our scenario, therefore, when $h \rightarrow Z^* A$ is open for $m_A < m_h$, it dominates over $h \rightarrow \gamma \gamma$.

Fermiophobic Higgs bosons have been searched for at LEP and Tevatron. The LEP collaborations used $e^+ e^- \rightarrow Z^* \rightarrow Zh$ followed by the decay $h \rightarrow \gamma \gamma$ and set a lower limit on m_h of the order 100 GeV [23–26]. At the Tevatron, both Higgs-strahlung ($pp \rightarrow Vh$, $V = W^\pm, Z$) and vector boson fusion ($qq \rightarrow q' q' h$) have been used to search for fermiophobic Higgs decays of the type $h \rightarrow \gamma \gamma$ [27], with similar results to those obtained at LEP. Note that both LEP and Tevatron assumed a full SM coupling for hVV ($V = Z, W$) which would not be the case for the CP-even Higgs h in the 2HDM-I where $hVV \propto \sin(\beta - \alpha)$ can be very suppressed, as explained. Therefore one could imagine a scenario with a very light h state ($m_h \ll 60$ GeV) which has escaped LEP and Tevatron limits due to suppression in the coupling hVV . In addition, the LEP, OPAL and DELPHI collaborations have searched for fermiophobic Higgs decays through $e^+ e^- \rightarrow Z^* \rightarrow Ah$ with $h \rightarrow \gamma \gamma$ and A decaying mainly into fermions and set a limit on $\sigma(e^+ e^- \rightarrow Ah) \times \text{BR}(h \rightarrow \gamma \gamma) \times \text{BR}(A \rightarrow f \bar{f})$ for $m_h \in [20, 180]$ GeV [23, 24]. Note that this limit will depend on the coupling $ZhA \propto \cos(\beta - \alpha)$ and hence becomes weaker for $\cos(\beta - \alpha) \ll 1$. However, a very light h with $m_h \leq 60$ GeV is still allowed if the CP-odd is rather heavy. We refer to [28] for more detail on these aspects. Finally, following phenomenological studies in [29], CDF at Tevatron also studied $qq' \rightarrow H^\pm h$, which can lead to 4-photon final states for $H^\pm \rightarrow W^\pm h$ and $h \rightarrow \gamma \gamma$ [30], however, CDF limits are presented only for the exactly fermiophobic scenario and are not readily extendable to our more general setup.

III. NUMERICAL RESULTS

As said previously, we are interested in the 2HDM-I for which we perform a systematic numerical scan for its parameter space. We have fixed m_H to 125 GeV and assumed that $2m_h < m_H$ such that the decay $H \rightarrow hh$ is open. The other 2HDM independent parameters are varied as indicated in Tab. 1. We use the 2HDMC (v1.7.0) [31] public program to calculate the 2HDM spectrum as well as various decay rates and BRs of Higgs particles. The 2HDMC program also allow us to check several theoretical constraints such as perturbative unitarity, boundedness from below of the scalar potential as well as EW Precision Observables (EWPOs) which are all turned on during the scan. In

fact, it is well known that EWPOs constrain the splitting between Higgs masses. In our scenario, since we ask that $m_H = 125$ GeV and assume $2m_h < m_H$, if we want to keep the CP-odd also light, it turns out that the charged Higgs boson would be also rather light, $m_{H^\pm} \leq 170 - 200$ GeV [32], as it can be seen from Tab. 1. Moreover, the code is also linked to HiggsBounds [33] and HiggsSignals [34] that allow us to check various LEP, Tevatron and recent LHC searches.

Once in the 2HDM-I the decay channels $H \rightarrow hh$ and/or $H \rightarrow AA$ are open, the subsequent decays of h and/or A into fermions, photons or gluons will lead either to invisible H decays that can be constrained by present ATLAS and CMS data on the Higgs couplings. In our study, we will use the fact that the total BR of the SM-like Higgs boson into undetected BSM decay modes is constrained, as mentioned, by $\text{BR}_{\text{BSM}} < 0.34$ [14] where BR_{BSM} will designate in our case the sum of $\text{BR}(H \rightarrow hh)$ and $\text{BR}(H \rightarrow AA)$.

In what follow, we will show our numerical results via three different scans (see Tab. 1). These results mainly concern the BR_{BSM} , $\text{BR}(H \rightarrow hh)$ and the ensuing total cross section for four photons final states which is given by

$$\sigma_{4\gamma} = \sigma(gg \rightarrow H) \times \text{BR}(H \rightarrow hh) \times \text{BR}^2(h \rightarrow \gamma\gamma). \quad (9)$$

Note that, in writing the above cross section, we have used the narrow width approximation for the SM-like Higgs state H which is justified since the total width of H is of the order of few MeV (see Tab. 3). Furthermore, we are interested into multi-photon signatures coming from $H \rightarrow hh \rightarrow 4\gamma$ and not from $H \rightarrow AA \rightarrow 4\gamma$ decay. In the former case, in fact, because h can become totally fermiophobic, its $\text{BR}(h \rightarrow \gamma\gamma)$ can in turn become maximal when $h \rightarrow Z^*A$ is not open. In the latter case, of the CP-odd Higgs state A , couplings to fermions are proportional to $1/\tan\beta$, which thus does not vanish, therefore the one loop decay $A \rightarrow \gamma\gamma$ will be suppressed compared to the tree level ones $A \rightarrow ff$ and $A \rightarrow Z^*h$.

We first show our results for $\sigma_{4\gamma}$ without imposing constraint from ATLAS searches in events with at least three photons in the final state [15]. The results of scan-1 are shown in Fig. 1. In this scan we only allow $H \rightarrow hh$ to be open and deviate from the exact fermiophobic limit by taking $\alpha = \pm\pi/2 \mp \delta$ where $\delta \in [0, 0.05]$. It is clear that for some values of $\delta \approx 0$, one can have an exact fermiophobic Higgs with maximal BR for $h \rightarrow \gamma\gamma$. In this scenario, The $\text{BR}(H \rightarrow hh)$ can reach 17% in some cases. Thus, the four photon cross sections can become of the order of few pb when $\text{BR}(h \rightarrow \gamma\gamma)$ is close to maximal and $\text{BR}(H \rightarrow hh)$ large. Here, the maximum cross section is reached for $\sin(\beta - \alpha) \approx -0.06$.

The output of scan-2, which is for the exact fermiophobic limit, $\alpha = \pi/2$, is shown in Fig. 2. Here, we illustrate $\sigma_{4\gamma}$ as a function of $\sin(\beta - \alpha)$ in the left panel with m_h coded with different colours on the vertical axis. The $\text{BR}(h \rightarrow \gamma\gamma)$ as a function of $\sin(\beta - \alpha)$ is depicted on the right panel of Fig. 2 with the $\text{BR}(H \rightarrow hh)$ on the vertical axis. The maximal value reached by $\text{BR}(H \rightarrow hh)$ in this scenario is again around 17%. Note that, in this case of exact fermiophobic limit, only W^\pm and H^\pm loops contribute to the $h \rightarrow \gamma\gamma$ decay. In fact, in most cases, W^\pm loop contributions to $h \rightarrow \gamma\gamma$ dominate over the H^\pm ones except for small $\sin(\beta - \alpha)$, where W^\pm and H^\pm terms could become comparable and interfere destructively. In such a case, it may be possible that $\text{BR}(h \rightarrow \gamma\gamma)$ will be suppressed and $\text{BR}(h \rightarrow W^*W^*)$ slightly enhanced. This could explain the drop of the $\text{BR}(h \rightarrow \gamma\gamma)$ up to 5.5×10^{-1} . Note that, for large $\sin(\beta - \alpha) \approx -0.14$, the off-shell decay $h \rightarrow V^*V^*$ can reach 3.5×10^{-1} , 1×10^{-1} for $V = W$ and $V = Z$, respectively. It is interesting to see that, in this scenario, $\sigma_{4\gamma}$ can be larger than 1 pb for a light $m_h \in [10, 50]$ GeV with significant $\text{BR}(h \rightarrow \gamma\gamma)$.

In scan-3, we allow $\sin(\beta - \alpha) \in [-0.35, 0]$ and the CP-odd Higgs state to be as light as 10 GeV. In this case, we specifically take into account constraints from the LEP measurement of the Z width. The results are illustrated in Fig. 3, where we show both $\sigma_{4\gamma}$ and $\text{BR}(h \rightarrow \gamma\gamma)$ as a function of $\sin(\beta - \alpha)$. Note that, for any choice of $\tan\beta$, one can tune $\sin(\beta - \alpha)$ such that α becomes $\pm\pi/2$ and then h is fermiophobic (in which case the previous discussion of scan-2 would apply again). Away from this fermiophobic limit, $\text{BR}(h \rightarrow b\bar{b})$ becomes sizeable and suppresses $\text{BR}(h \rightarrow \gamma\gamma)$.

After quantifying the maximal size of the four photons cross section in the previous plots, we proceed to apply ATLAS limits coming from searches in events with at least three photons in the final state [15]. The results are shown in Fig. 4. The solid black line is the expected upper limit at 95% CL from ATLAS with 8 TeV centre-of-mass energy and 20.3 fb^{-1} luminosity. The green and yellow bands correspond, respectively, to a $\pm 1 \sigma$ and $\pm 2 \sigma$ uncertainty from the resonance search assumption. As it can be seen from this plot, for m_h in the $[10, 62]$ GeV range, the ATLAS upper limit on $\sigma_H \times \text{BR}(H \rightarrow hh) \times \text{BR}^2(h \rightarrow \gamma\gamma)$ is $1 \times 10^{-3} \sigma_{\text{SM}}$. We also illustrate on this figure our projection for 14 TeV using 300 fb^{-1} luminosity (based on a MC simulation that we will describe below). The dots represent our surviving points from scan-1, scan-2 and scan-3 after passing all theoretical and experimental constraints. Most of the points with significant four photons cross section and large $\text{BR}(H \rightarrow hh)$ and/or $\text{BR}(h \rightarrow \gamma\gamma)$ shown in the previous plots turn out to be ruled out by the aforementioned ATLAS upper limit [15]. It is clear from Fig. 4 (top-left and -right plots) that scenarios from scan-1 and scan-2 would be completely ruled out (or, conversely, be discovered) by our projection for the 14 TeV LHC run with 300 fb^{-1} luminosity while scenarios from scan-3 (bottom plot) would survive undetected. The maximal four photons cross section we obtain is of the order of 37 fb. It is interesting to note that, for scan-1 and scan-3, the remaining points still enjoy sizable $\text{BR}(H \rightarrow hh)$ while for the exact fermiophobic limit of scan-2 one can see from Fig. 4 (top-right) that the $\text{BR}(H \rightarrow hh)$ is less than 5×10^{-3} . This limit is much stronger than the one from invisible SM-like Higgs decays discussed previously. This can be seen in Fig. 5, where we

illustrate the correlation between $\text{BR}(H \rightarrow \gamma\gamma)$ and $\text{BR}(H \rightarrow hh)$ for the three scans. Herein, one can verify that, for scan-1 and scan-3, $\text{BR}(H \rightarrow \gamma\gamma)$ and $\text{BR}(H \rightarrow hh)$ are anti-correlated.

Based on the results of these three scans we have selected a few Benchmark Points (BPs), which are given in Tab. 2. These BPs can be seen in Fig. 4 as black stars. Note that, in BP1, both $H \rightarrow hh$ and $H \rightarrow AA$ decays are open while for the other BPs only $H \rightarrow hh$ is. For these BPs, we give in Tab. 2 various observables such as: the total widths of h and H , Γ_h and Γ_H , respectively, $\text{BR}(H \rightarrow hh)$, $\text{BR}(h \rightarrow \gamma\gamma)$, $\text{BR}(h \rightarrow Z^*A)$, $\text{BR}(A \rightarrow \gamma\gamma)$ and the four photons cross section $\sigma_{4\gamma}$ in fb. In fact, for these BPs, we take into account all theoretical constraints as well as the LEP and LHC constraints implemented in the HiggsBounds code plus the limits from ATLAS on multi-photons final states [15], as explained in the introduction, see Eqs. (1) and (2). It is also interesting to see from Tab. 3 that the $\text{BR}(A \rightarrow \gamma\gamma)$ is always suppressed and cannot be used to generate multi-photon final states. Finally, it can also be seen from this table that, even for small $\text{BR}(H \rightarrow hh) \approx 10^{-3}$ but with maximal $\text{BR}(h \rightarrow \gamma\gamma)$, one can still get a large $\sigma_{4\gamma} \approx 38$ fb.

Before ending this section, we would like to comment on charged Higgs and CP-odd Higgs boson searches. As mentioned previously, the charged Higgs and CP-odd Higgs states are rather light in our scenarios. LHC limits on light charged Higgs states produced from top decay and decaying to $H^\pm \rightarrow \tau\nu, cb$ in the 2HDM-I can be evaded by advocating the dominance of the $H^\pm \rightarrow W^\pm A$ or $H^\pm \rightarrow W^\pm h$ BRs (see [28] for more details). On the one hand, the LHC searched for a CP-odd Higgs state decaying via $A \rightarrow ZH$ [35–37] and $A \rightarrow \tau^+\tau^-$. In our scenario, the $\text{BR}(A \rightarrow ZH)$ will suffer two suppressions: one coming from the coupling AZH , which is proportional to $\sin(\beta - \alpha) \approx 0$, and the other one coming from the fact that $A \rightarrow Zh$ would dominate over $A \rightarrow ZH$ since h is lighter than 125 GeV and the coupling $ZA h$ is proportional to $\cos(\beta - \alpha) \approx 1$. On the other hand, ATLAS and CMS searches for a CP-odd Higgs state decaying to a pair of τ leptons [38, 39], when applied to the 2HDM-I, only exclude small $\tan\beta \leq 1.5$ for $m_A \in [110, 350]$ GeV [40]. This can be understood easily from the fact that A couplings to a pair of fermions in the 2HDM-I are proportional to $1/\tan\beta$, hence both the production $gg \rightarrow A$ and the decay $A \rightarrow \tau^+\tau^-$ are suppressed for large $\tan\beta$ values. Moreover, in our scenario, $\text{BR}(A \rightarrow \tau^+\tau^-)$ would receive an other suppression from the opening of the $A \rightarrow Z^*h$ channel. Note also that LEP limits on a light h and a light A are implemented in the HiggsBounds code through limits on the processes $e^+e^- \rightarrow Zh$ and $e^+e^- \rightarrow hA$.

parameters	scan-1	scan-2	scan-3
m_H (SM-like)	125	125	125
m_h	[10, 62.5]	[10, 62.5]	[10, 62.5]
m_A	[62.5, 200]	[62.5, 200]	[10, 200]
m_{H^\pm}	[100, 170]	[100, 170]	[100, 170]
$\tan\beta$	[2, 50]	[2, 50]	[2, 50]
α	$\alpha = \pm \frac{\pi}{2} \mp \delta$	$\alpha = \frac{\pi}{2}$	$s_{\beta-\alpha} = [-0.35, 0.0]$
m_{12}^2	[0, 100]	[0, 100]	[0, 100]
$\lambda_6 = \lambda_7$	0	0	0

TABLE I. 2HDM parameters scans: all masses are in GeV.

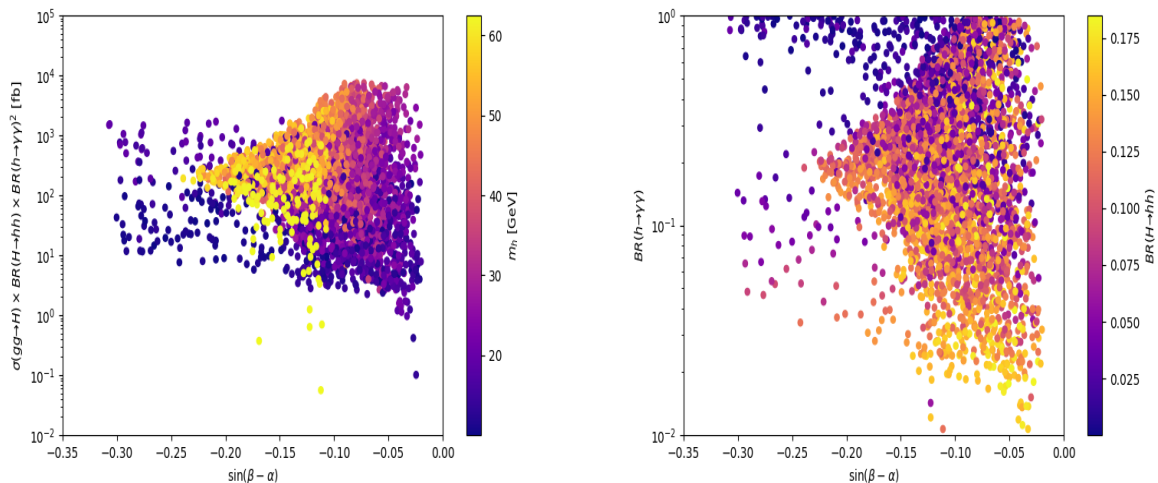


FIG. 1. (Left) The $\sigma_{4\gamma}$ rate as a function of $\sin(\beta - \alpha)$ with m_h indicated on the right vertical axis. (Right) The $\text{BR}(h \rightarrow \gamma\gamma)$ as a function of $\sin(\beta - \alpha)$ with $\text{BR}(H \rightarrow hh)$ indicated on the right vertical axis. Both plots are for scan-1.

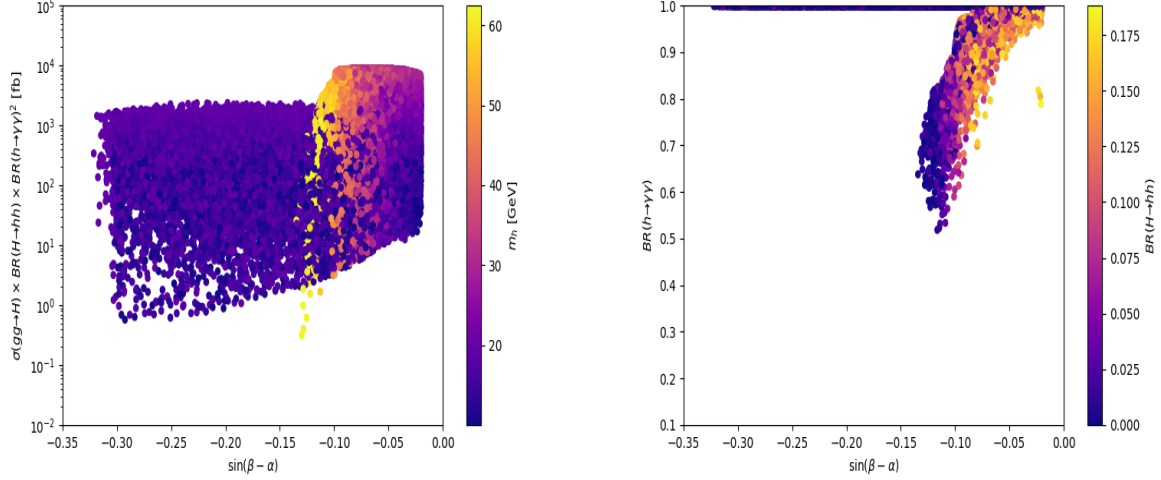


FIG. 2. (Left) The $\sigma_{4\gamma}$ rate as a function of $\sin(\beta - \alpha)$ with m_h indicated on the right vertical axis. (Right) The $BR(h \rightarrow \gamma\gamma)$ as a function of $\sin(\beta - \alpha)$ with $BR(H \rightarrow hh)$ indicated on the right vertical axis. Both plots are for scan-2.

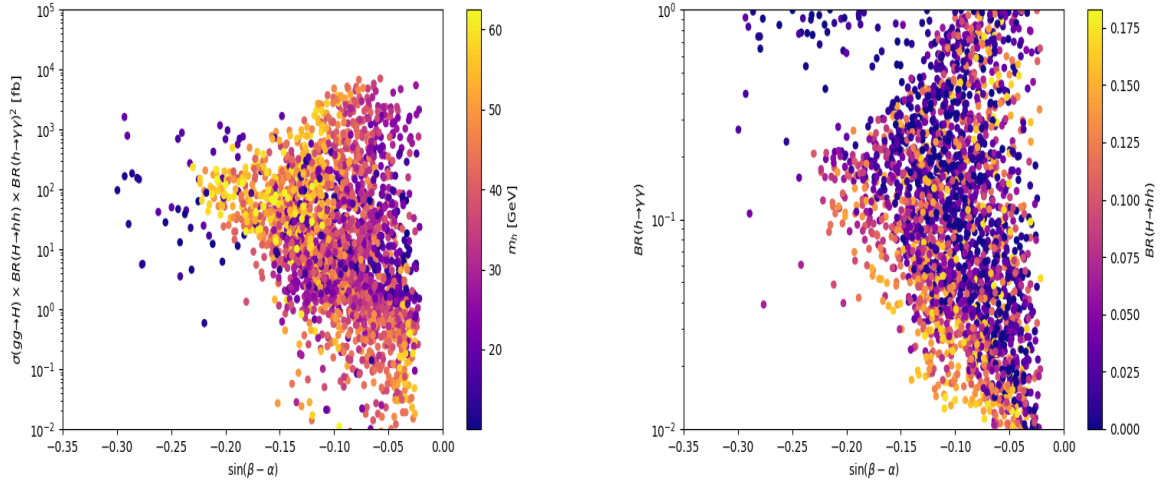


FIG. 3. (Left) The $\sigma_{4\gamma}$ rate as a function of $\sin(\beta - \alpha)$ with m_h indicated on the right vertical axis. (Right) The $BR(h \rightarrow \gamma\gamma)$ as a function of $\sin(\beta - \alpha)$ with $BR(H \rightarrow hh)$ indicated on the right vertical axis. Both plots are for scan-3.

IV. SIGNAL AND BACKGROUND

As previously discussed, in Figs. (4–5, we have taken into account the constraints from the ATLAS collaboration reported in [1] from 8 TeV data. However, in order to project the sensitivity of the future LHC run at $\sqrt{s} = 14$ TeV, we have to rescale these results. To determine the ‘boost factors’, for both signal and background processes, needed to achieve this, we resort to the MC tools. Specifically, we generate parton level events of both signal and background processes by using MadGraph 5 [41] and then pass them to PYTHIA 6 [42] to simulate showering, hadronisation and decays. We finally use PGS [43] to perform the fast detector simulations.

In order to pick out the relevant events, for our Run 1 analysis, we adopt the same selection cuts of the ATLAS collaboration given in [1], which read as follows.

- $We_{assum} n_\gamma \geq 3$, i.e., we consider inclusive three photon events.
- The two leading photons should have a $P_t(\gamma) > 22$ GeV and the third one should have a $P_t(\gamma) > 17$ GeV.

	m_h	m_A	m_{H^\pm}	$\sin(\beta - \alpha)$	$\tan \beta$	m_{12}^2	Γ_h	Γ_H
BP1	10.744652	78.567614	104.864345	-0.208633	4.584063	15.802484	2.21×10^{-9}	4.679×10^{-3}
BP2	57.440184	141.121784	116.073489	-0.114739	8.650594	9.735405	5.303×10^{-9}	4.376×10^{-3}
BP3	40.663472	121.812799	161.021149	-0.091551	11.262490	22.299875	1.369×10^{-8}	4.507×10^{-3}

TABLE II. Input parameters and widths corresponding to the selected BPs. All masses and widths are in GeV and for all points $m_H = 125$ GeV.

	$\text{BR}(h \rightarrow \gamma\gamma)$	$\text{BR}(H \rightarrow hh)$	$\text{BR}(A \rightarrow \gamma\gamma)$	$\text{BR}(h \rightarrow ZA)$	$\text{BR}(A \rightarrow Zh)$	$\Gamma_{Z \rightarrow Ah} [\text{MeV}]$	β	$\sigma_{4\gamma} [\text{fb}]$
BP1	0.1215	0.0469	7.613×10^{-5}	0.0000	0.5696	0.188995	0.000694	36.92100
BP2	0.7435	0.001257	2.07×10^{-5}	0.0000	0.9488	0.0000	0.000696	35.85200
BP3	0.1427	0.03348	1.23×10^{-5}	0.0000	0.9709	0.0000	0.000682	34.93500

TABLE III. Input parameters, BRs of CP-even and CP-odd Higgs bosons, Z boson width and four photon cross section corresponding to the selected BPs. All widths are in MeV and for all points $m_H = 125$ GeV.

- The photons should be resolved in the range $|\eta| < 2.37$ and do not fall in the endcap region $1.37 < |\eta| < 1.52$.
- The cone separation parameter $\Delta R(\gamma\gamma)$ between a pair of photons should be larger than 0.4.

One interesting observation is that the kinematics of photons from the processes $gg \rightarrow H \rightarrow hh \rightarrow 4\gamma$ and that of $gg \rightarrow H \rightarrow AA \rightarrow 4\gamma$ are similar when $m_h = m_A$, which could be attributed to the fact that, although h and A have different parity, the differential cross sections of these two processes are both proportional to $(k_1 \cdot k_2)^2 (k_3 \cdot k_4)^2$ (plus permutations) after the sum over photon polarisations (the k_i 's, for $i = 1, 2, 3, 4$, are the photon four-momenta). We provide an Appendix to demonstrate the details. In Fig. 6, we expose the similarity between the two processes by showing some kinematic spectra of $gg \rightarrow H \rightarrow hh \rightarrow 4\gamma$ and $gg \rightarrow H \rightarrow AA \rightarrow 4\gamma$. In particular, we present the $m_{3\gamma}$ spectrum (the invariant mass of the three leading P_t -ordered photons) as well as the m_{23} spectrum (the invariant mass of the 2nd and 3rd P_t -ordered photons). Obviously, these spectra show no significant difference for these two processes $gg \rightarrow H \rightarrow hh \rightarrow 4\gamma$ and $gg \rightarrow H \rightarrow AA \rightarrow 4\gamma$, except fluctuations from numerical simulation. Therefore, the experimental methods and results of multi-photon data from $gg \rightarrow H \rightarrow AA \rightarrow 4\gamma$ can also be applied to $gg \rightarrow H \rightarrow hh \rightarrow 4\gamma$.

In order to establish LHC sensitivity to our signal process, we determine the scaling factors for both signal and backgrounds, necessary to map our own MC simulations onto the real data results of ATLAS. In doing so, we use the Leading Order (LO) cross section to determine such factors. Therefore the latter should encode the K -factors due to higher order corrections, the difference between real detector and the fast detector simulations, the mistaging rate of a jet as a photon and an electron as a photon as well, etc. In fact, when the rejection rate of a jet as a photon is considered [44], the fake rate could be around 10^{-3} , so for the process $\gamma\gamma + j$ the scaling factor is dominantly determined by the fake rate while for the process $\gamma + jj$ we expect the fake rate to be around 10^{-6} , the scaling factors demonstrating then that significant background contribution is indeed due to fake rates.

The scaling factors for each process are listed in Tab. V, as mentioned, being all determined from the aforementioned ATLAS results at 8 TeV. We also compare the experimental line-shapes with those from our MC events, which are plotted in Fig. 7. Although the spectra from MC are slightly harder and noticeable differences appear in the bins with $m_{3\gamma} < 50$ GeV and $m_{2\gamma} < 50$ GeV, the total number of predicted events is close to the experimental ones.

By assuming the same scaling factors, we examine the boost factor in the LHC sensitivity for an increased collision energy of $\sqrt{s} = 14$ TeV. The ensuing cross sections of the signal and background processes are given in Tab. VI. Since the signal production process $gg \rightarrow H$ has a larger boost factor when the collision energy increases from 8 TeV to 14 TeV due to the larger enhancement of gluon flux, as compared to the more varied background composition, it is natural to expect a better sensitivity for the future LHC runs, as readily seen in the table. For example, when the integrated luminosity of the LHC is assumed to be 300/fb, the boost factor in cross section (which is defined in the caption) is found to be 32.2 for the signal and 25.7 for the background. This effect reflects then in the projected sensitivities shown in Fig. 4 for the LHC with $\sqrt{s} = 14$ TeV and 300/fb of luminosity (blue lines).

CONCLUSIONS

In this paper, we built upon previous results of some of ours, which had extracted a region of parameter space of the 2HDM-I where very light h and A states, down to 15–20 GeV or so, can be found, when the H one is assumed

	Allowed By HiggsBounds	Allowed by theoretical constraints	Allowed by HiggsSignals	Allowed by ATLAS band	Allowed by all constraints
scan-1	49.2%	20.6%	4.5%	16.5%	0.07%
scan-2	81.6%	12.5%	61.6%	5%	0.3%
scan-3	30,6%	2.9%	27%	63%	0.15%

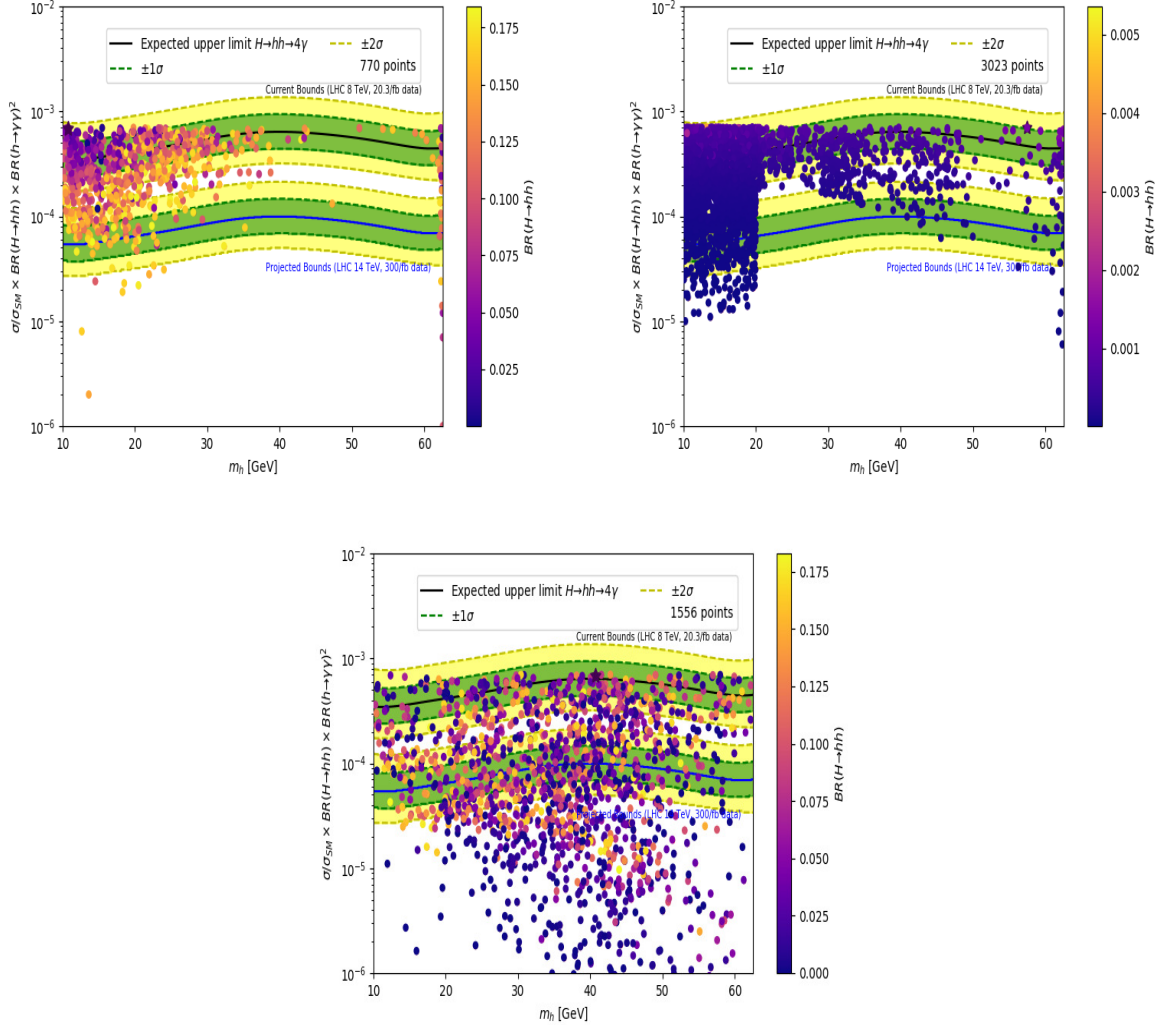
TABLE IV. Parameters as in Tab. III with 10^6 points as inputs for all scans

FIG. 4. Upper limit at 95% CL on $\sigma_{4\gamma}$ in fb as a function of m_h and the ± 1 and ± 2 uncertainty bands resulting from ATLAS searches at 8 TeV (upper band) and our projection for 14 TeV (lower band) for (top-left) scan-1, (top-right) scan-2 and (bottom) scan-3. The dots are points that are allowed by all constraints and the black stars represent the BPs given in Tab. II.

to be the SM-like one discovered at the LHC in 2012. This spectrum is well compatible with all standard theoretical constraints (unitarity, vacuum stability, etc.) and all available experimental data (including flavour as well as Higgs data) and thus offers the possibility of testing Higgs cascade decays of the type $H \rightarrow hh$ and $H \rightarrow AA$, compatibly with the total H width extracted by global fits to the 125 GeV Higgs data. Amongst the possible decays of the h and A states we concentrated here upon those yielding di-photons, the overall signature then being a 4γ one, primarily induced by $gg \rightarrow H$ creation. We do so as the 2HDM-I can develop, over the aforementioned region of parameter space, a (nearly) fermiophobic limit, so that h and A decays into fermions (chiefly, $b\bar{b}$ and $\tau^+\tau^-$) are negligible. In fact, the availability of an ATLAS analysis performed on Run 1 samples of the LHC looking for these specific multi-photon signals allowed us, on the one hand, to validate our MC tools against the full detector environment of a multi-purpose

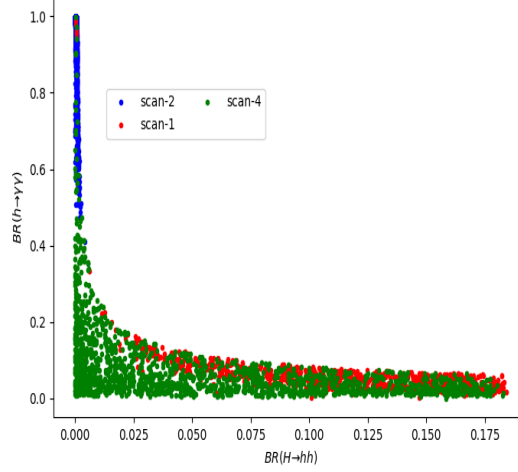


FIG. 5. The correlation between $BR(h \rightarrow \gamma\gamma)$ and $BR(H \rightarrow hh)$ in the three scans.

process	σ with $\sqrt{s} = 8$ TeV	N.o.E (Theory)	Acc. Eff.	N.o.E (Expected)	N.o.E (Experimental)	Scaling factor
3γ	72.5 fb	1.47×10^3	18%	2.65×10^2	340 ± 110	1.28
2γ	109 pb	2.21×10^6	0.4%	8.8×10^3	330 ± 50	3.7×10^{-2}
$2\gamma + j$	58.3 pb	1.18×10^6	19%	2.24×10^5	350 ± 50	1.56×10^{-3}
$\gamma + 2j$	4.39×10^4 pb	8.91×10^8	15%	1.33×10^8	110 ± 40	8.31×10^{-7}
$\gamma e^+ e^-$	5.91 pb	1.2×10^5	23.5%	2.8×10^4	89 ± 11	3.2×10^{-3}
$2\gamma e^+ e^-$	30 fb	6.1×10^2	34%	2.07×10^2	85 ± 22	0.41
$\gamma W + X$	24.4 pb	4.95×10^5	2.9%	1.43×10^4	11.4 ± 1.5	0.8×10^{-3}

TABLE V. The scaling factors for each process of SM background are shown where N.o.E denotes the “Number of Events” at 8 TeV when the integrated luminosity is taken as 20.3/fb and where Acc. Eff. denotes the “Acceptance Efficiency” which is determined by the selection cuts of the mentioned ATLAS analysis.

LHC experiment and, on the other hand, to project our finding into the future by extrapolating our results to a collider energy of 14 TeV and luminosity of 300/fb. This exercise revealed that the portion of 2HDM-I parameter space where the above phenomenology is realised, while being just below the current LHC sensitivity, is readily accessible at future stages of the LHC. To confirm or disprove its existence is of paramount importance as this would almost univocally point to a specific realisation of a generic 2HDM construct as such light and fermiophobic h and A states cannot be realised in alternative formulations of it.

ACKNOWLEDGEMENTS

AA, RB and SM are supported by the grant H2020-MSCA-RISE-2014 no. 645722 (NonMinimalHiggs). This work is also supported by the Moroccan Ministry of Higher Education and Scientific Research MESRSFC and CNRST: Projet PPR/2015/6. SM is supported in part through the NExT Institute. RB is supported in part by the Chinese Academy of Sciences (CAS) President’s International Fellowship Initiative (PIFI) program (Grant No. 2017VMB0021). Q.S. Yan and X.H. Zhang are supported by the Natural Science Foundation of China under the grant no. 11575005.

	σ with $\sqrt{s} = 8$ TeV	σ with $\sqrt{s} = 14$ TeV	Boost factor
Signal	$19.3 \times \beta$ pb	$42.0 \times \beta$ pb	32.2
Background	67.5 fb	117 fb	25.7

TABLE VI. The projected LHC sensitivity at 14 TeV is given, where $\beta = BR(H \rightarrow hh)BR^2(h \rightarrow \gamma\gamma)$, expressed in terms of the boost factor, defined as $\frac{\sigma(\sqrt{s}=14 \text{ TeV}) \times L_{14 \text{ TeV}}}{\sigma(\sqrt{s}=8 \text{ TeV}) \times L_{8 \text{ TeV}}}$, where $L_{14 \text{ TeV}}$ is assumed to be 300/fb and $L_{8 \text{ TeV}}$ is taken as 20.3/fb.

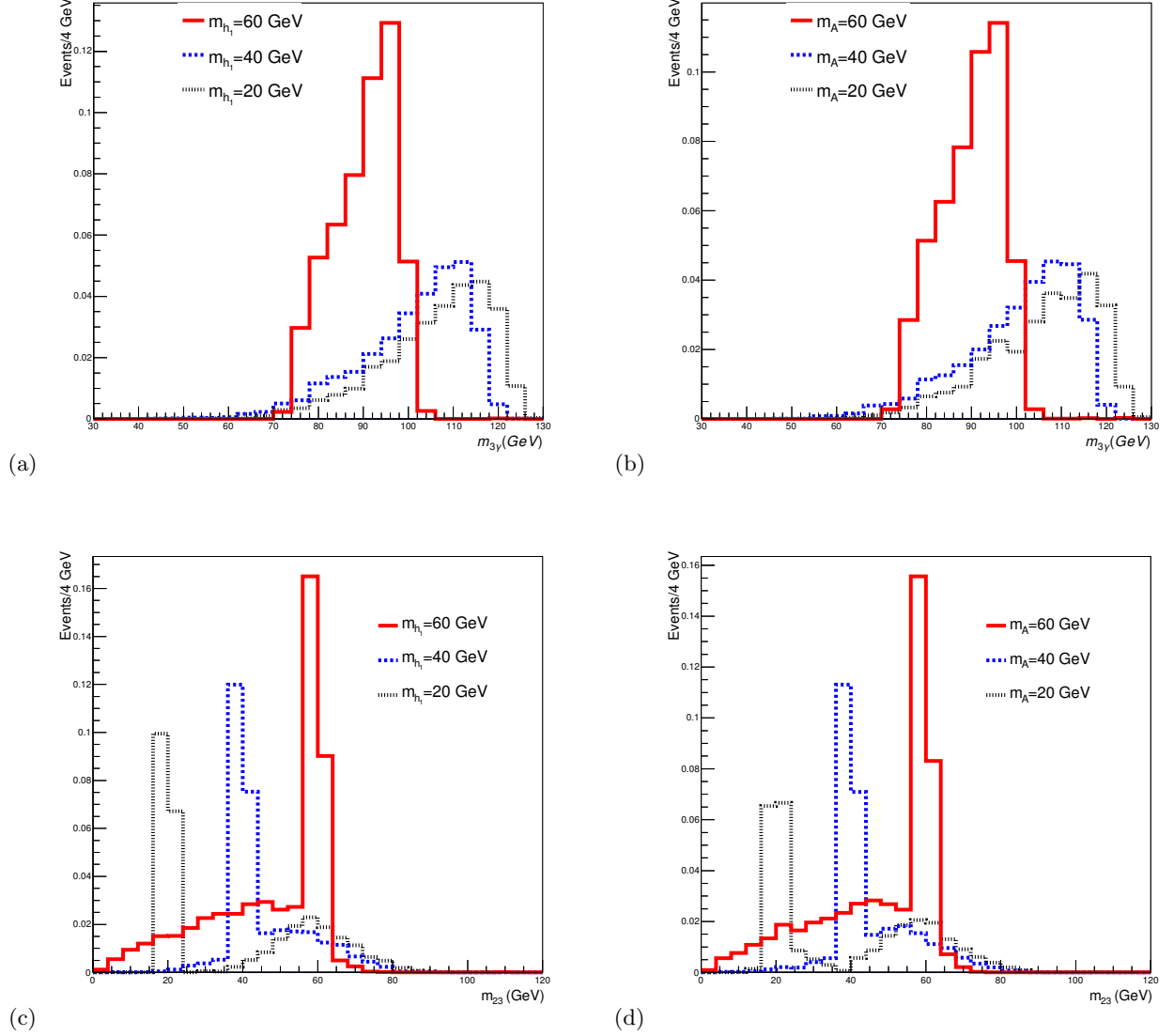


FIG. 6. Distributions at detector level: (a) $m_{3\gamma}$ for $gg \rightarrow H \rightarrow hh \rightarrow 4\gamma$, (b) $m_{3\gamma}$ for $gg \rightarrow H \rightarrow AA \rightarrow 4\gamma$, (c) m_{23} for $gg \rightarrow H \rightarrow hh \rightarrow 4\gamma$ and (d) m_{23} for $gg \rightarrow H \rightarrow AA \rightarrow 4\gamma$.

Appendix A: The squared matrix elements of $gg \rightarrow H \rightarrow hh \rightarrow 4\gamma$ and $gg \rightarrow H \rightarrow AA \rightarrow 4\gamma$

In this appendix, we demonstrate in details that the process $gg \rightarrow H \rightarrow hh \rightarrow 4\gamma$ and the process $gg \rightarrow H \rightarrow AA \rightarrow 4\gamma$ have the same differential cross section, except an overall factors.

For the CP-even Higgs case, the matrix element of the process $gg \rightarrow H \rightarrow hh \rightarrow 4\gamma$ can be put as

$$\begin{aligned}
 i\mathcal{M} = & iC(k_1 \cdot k_2 \eta^{\mu\nu} - k_2^\mu k_1^\nu) \epsilon_\mu^*(k_1) \epsilon_\nu^*(k_2) (k_3 \cdot k_4 \eta^{\rho\sigma} - k_4^\rho k_3^\sigma) \\
 & \times \epsilon_\rho^*(k_3) \epsilon_\sigma^*(k_4) \delta^{ab} \epsilon(p_1) \cdot \epsilon(p_2),
 \end{aligned} \tag{A1}$$

where p_1 and p_2 is the momentum of the initial gluons, $k_1 - k_4$ are momentum of 4 photons in the final state. Note that we have group the effective couplings of each vertices and the propagators together in C and just show their Lorentz structure and color indices. The squared amplitude with the average of the degree of freedom of initial states

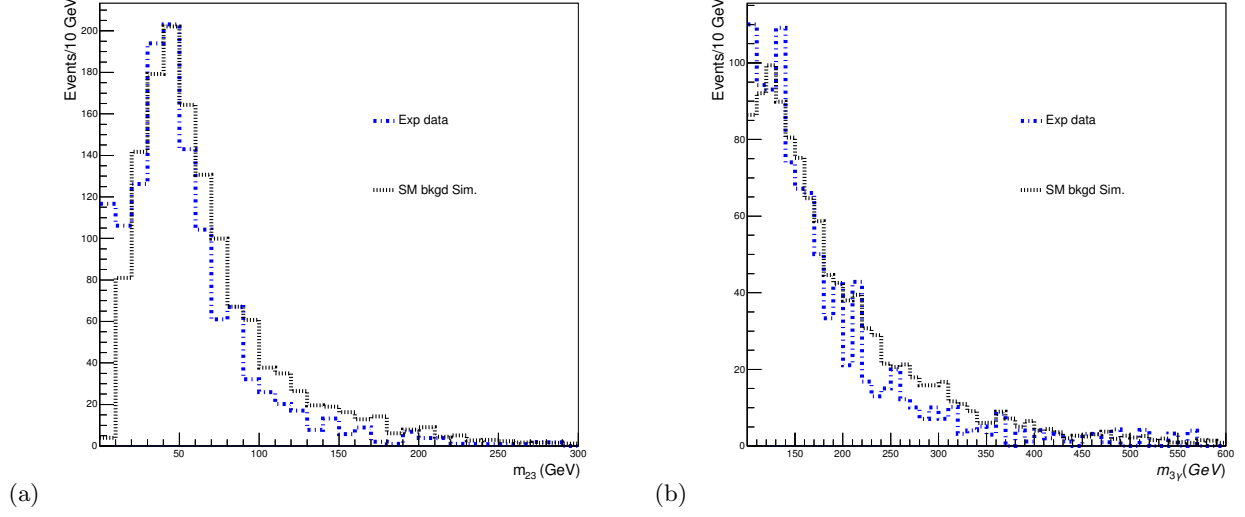


FIG. 7. The comparison of the simulated spectra of (a) m_{23} and (b) $m_{3\gamma}$ to those experimental ones is demonstrated.

and the sum over the polarisations of photons in the final states yields

$$\begin{aligned}
 \overline{|\mathcal{M}|^2} &= \frac{1}{2} \frac{1}{2} \frac{1}{8} \frac{1}{8} \sum_{pols} \sum_{a,b=1}^8 |\mathcal{M}|^2 \\
 &= \frac{1}{256} |C|^2 \delta^{ab} \delta_{ab} (k_1 \cdot k_2 \eta^{\mu\nu} - k_2^\mu k_1^\nu) (k_1 \cdot k_2 \eta^{\mu'\nu'} - k_2^{\mu'} k_1^{\nu'}) \\
 &\quad \times \sum_{\epsilon} \epsilon_{\mu}^*(k_1) \epsilon_{\mu'}(k_1) \sum_{\epsilon} \epsilon_{\nu}^*(k_2) \epsilon_{\nu'}(k_2) (k_3 \cdot k_4 \eta^{\rho\sigma} - k_4^\rho k_3^\sigma) \\
 &\quad \times (k_3 \cdot k_4 \eta^{\rho'\sigma'} - k_4^{\rho'} k_3^{\sigma'}) \sum_{\epsilon} \epsilon_{\rho}^*(k_3) \epsilon_{\rho'}(k_3) \sum_{\epsilon} \epsilon_{\sigma}^*(k_4) \epsilon_{\sigma'}(k_4) \\
 &\quad \times \sum_{\epsilon} |\epsilon(p_1) \cdot \epsilon(p_2)|^2.
 \end{aligned} \tag{A2}$$

By using the polarisation sum formula

$$\sum_{\epsilon} \epsilon_{\mu}^* \epsilon_{\nu} = -\eta_{\mu\nu}, \tag{A3}$$

and the fact $\delta_{ab} \delta^{ab} = 8$, we arrive at

$$\overline{|\mathcal{M}|^2} = \frac{1}{16} |C|^2 [2(k_1 \cdot k_2)^2 - k_1^2 k_2^2] [2(k_3 \cdot k_4)^2 - k_3^2 k_4^2]. \tag{A4}$$

Due to the on-shell conditions for the photons of the final state, we have $k_1^2 = k_2^2 = k_3^2 = k_4^2 = 0$, then we obtain the following squared matrix element

$$\overline{|\mathcal{M}|^2} = \frac{1}{4} |C|^2 (k_1 \cdot k_2)^2 (k_3 \cdot k_4)^2. \tag{A5}$$

For the CP-odd Higgs case, the matrix element of the process $gg \rightarrow H \rightarrow AA \rightarrow 4\gamma$ can be put as

$$i\mathcal{M} = iD \epsilon_{\alpha}^*(k_1) \epsilon_{\beta}^*(k_2) \epsilon^{\alpha\beta\mu\nu} k_{\mu}^1 k_{\nu}^2 \epsilon_{\rho}^*(k_3) \epsilon_{\sigma}^*(k_4) \epsilon^{\rho\sigma\gamma\delta} k_{\gamma}^3 k_{\delta}^4 \delta^{ab} \epsilon(p_1) \cdot \epsilon(p_2), \tag{A6}$$

where D includes all effective couplings and the propagators. The squared matrix element with a sum over the

polarisations of photons in the final state is given as

$$\begin{aligned}
|\overline{\mathcal{M}}|^2 &= \frac{1}{2} \frac{1}{2} \frac{1}{8} \frac{1}{8} \sum_{pols} \sum_{a,b=1}^8 |\mathcal{M}|^2 \\
&= \frac{1}{256} |D|^2 \delta_{ab} \delta^{ab} \sum_{\epsilon} \epsilon_{\alpha}^*(k_1) \epsilon_{\alpha'}(k_1) \sum_{\epsilon} \epsilon_{\beta}^*(k_2) \epsilon_{\beta'}(k_2) \epsilon^{\alpha\beta\mu\nu} k_{\mu}^1 k_{\nu}^2 \\
&\quad \times \epsilon^{\alpha'\beta'\mu'\nu'} k_{\mu'}^1 k_{\nu'}^2 \sum_{\epsilon} \epsilon_{\rho}^*(k_1) \epsilon_{\rho'}(k_1) \sum_{\epsilon} \epsilon_{\sigma}^*(k_2) \epsilon_{\sigma'}(k_2) \epsilon^{\rho\sigma\gamma\delta} k_{\gamma}^1 k_{\delta}^2 \\
&\quad \times \epsilon^{\rho'\sigma'\gamma'\delta'} k_{\gamma'}^1 k_{\delta'}^2 \sum_{\epsilon} |\epsilon(p_1) \cdot \epsilon(p_2)|^2 \\
&= \frac{1}{32} |D|^2 \eta_{\alpha\alpha'} \eta_{\beta\beta'} \epsilon^{\alpha\beta\mu\nu} k_{\mu}^1 k_{\nu}^2 \epsilon^{\alpha'\beta'\mu'\nu'} k_{\mu'}^1 k_{\nu'}^2 \\
&\quad \times \eta_{\rho\rho'} \eta_{\sigma\sigma'} \epsilon^{\rho\sigma\gamma\delta} k_{\gamma}^1 k_{\delta}^2 \epsilon^{\rho'\sigma'\gamma'\delta'} k_{\gamma'}^1 k_{\delta'}^2 \\
&\quad \times (|\epsilon^{(+)}(p_1) \cdot \epsilon^{(-)}(p_2)|^2 + |\epsilon^{(-)}(p_1) \cdot \epsilon^{(+)}(p_2)|^2) \\
&= \frac{1}{16} |D|^2 \epsilon^{\alpha\beta\mu\nu} k_{\mu}^1 k_{\nu}^2 \epsilon^{\alpha\beta\mu'\nu'} k_{\mu'}^1 k_{\nu'}^2 \epsilon^{\rho\sigma\gamma\delta} k_{\gamma}^1 k_{\delta}^2 \epsilon^{\rho\sigma\gamma'\delta'} k_{\gamma'}^1 k_{\delta'}^2 \\
&= \frac{1}{16} |D|^2 2[(k_1 \cdot k_2)^2 - k_1^2 k_2^2] 2[(k_3 \cdot k_4)^2 - k_3^2 k_4^2] \\
&= \frac{1}{4} |D|^2 (k_1 \cdot k_2)^2 (k_3 \cdot k_4)^2. \tag{A7}
\end{aligned}$$

Since both squared amplitudes given in Eq.(A5) and Eq. (A7) are proportional to the factor $(k_1 \cdot k_2)^2 (k_3 \cdot k_4)^2$, while the rest of factors could not lead to a significantly different kinematic dependence (except the propagators are different for these two processes where the total decay widths of h and A are different.), therefore there is no surprise to observe that the kinematics of these two processes are the same when the polarisations of photons are summed over.

-
- [1] G. Aad *et al.* [ATLAS Collaboration], Phys. Lett. B **710**, 49 (2012) [arXiv:1202.1408 [hep-ex]].
 - [2] S. Chatrchyan *et al.* [CMS Collaboration], Phys. Lett. B **710**, 26 (2012) [arXiv:1202.1488 [hep-ex]].
 - [3] H. E. Haber and D. O’Neil, Phys. Rev. D **74**, no. 5, 015018 (2006 [arXiv:hep-ph/0602242 [hep-ph]] (Erratum: *ibidem*, 059905 (2006))).
 - [4] J. F. Gunion, H. E. Haber, G. Kane and S. Dawson, ”The Higgs Hunters Guide” (Frontiers in Physics, Addison-Wesley, 1990).
 - [5] T. D. Lee, Phys. Rev. D **8**, 1226 (1973) and Phys. Rept. **9**, 143 (1974).
 - [6] J. F. Gunion and H. E. Haber, Phys. Rev. D **67**, 075019 (2003) [arXiv:hep-ph/0207010].
 - [7] M. Carena, I. Low, N. R. Shah and C. E. M. Wagner, JHEP **1404**, 015 (2014) [arXiv:1310.2248 [hep-ph]].
 - [8] J. Bernon, J. F. Gunion, H. E. Haber, Y. Jiang and S. Kraml, Phys. Rev. D **92**, no. 7, 075004 (2015) [arXiv:1507.00933 [hep-ph]].
 - [9] P. M. Ferreira, R. Santos, M. Sher and J. P. Silva, Phys. Rev. D **85**, 035020 (2012) [arXiv:1201.0019 [hep-ph]].
 - [10] J. Bernon, J. F. Gunion, H. E. Haber, Y. Jiang and S. Kraml, Phys. Rev. D **93**, no. 3, 035027 (2016) [arXiv:1511.03682 [hep-ph]].
 - [11] S. L. Glashow and S. Weinberg, Phys. Rev. D **15**, 1958 (1977).
 - [12] G. C. Branco, P. M. Ferreira, L. Lavoura, M. N. Rebelo, M. Sher and J. P. Silva, Phys. Rept. **516**, 1 (2012) [arXiv:1106.0034 [hep-ph]].
 - [13] H.E. Haber, G.L. Kane and T. Sterling, Nucl.Phys. B **161**, 493 (1979).
 - [14] G. Aad *et al.* [ATLAS and CMS Collaborations], JHEP **1608**, 045 (2016) [arXiv:1606.02266 [hep-ex]].
 - [15] G. Aad *et al.* [ATLAS Collaboration], Eur. Phys. J. C **76**, no.4, 210 (2016) [arXiv:1509.05051 [hep-ex]].
 - [16] N. G. Deshpande and E. Ma Phys. Rev. D **18**, 2574 (1978); M. Sher, Phys. Rept. **179**, 273 (1989).
 - [17] A. W. El Kaffas, W. Khater, O. M. Ogreid and P. Osland Nucl. Phys. B **775**, 45 (2007) [arXiv:hep-ph/0605142].
 - [18] I. F. Ginzburg and I. P. Ivanov Phys. Rev. D **72**, 115010 (2005) [arXiv:hep-ph/0508020].
 - [19] M. E. Peskin and T. Takeuchi Phys. Rev. Lett. **65**, 964 (1990) and Phys. Rev. D **46**, 381 (1992); G. Altarelli and R. Barbieri, Phys. Lett. B **253**, 161 (1991); G. Altarelli, R. Barbieri and S. Jadach, Nucl. Phys. B **369**, 3 (1992).
 - [20] C. Amsler *et al.* [Particle Data Group Collaboration], Phys. Lett. B **667**, 1 (2008).
 - [21] W. Grimus, L. Lavoura, O. M. Ogreid and P. Osland, J. Phys. G **35**, 075001 (2008) [arXiv:0711.4022 [hep-ph]] and Nucl. Phys. B **801**, 81 (2008) [arXiv:0802.4353 [hep-ph]].
 - [22] A. G. Akeroyd, Phys. Lett. B **368**, 89 (1996) [arXiv:hep-ph/9511347] and J. Phys. G **24**, 1983 (1998) [arXiv:hep-ph/9803324].
 - [23] G. Abbiendi *et al.* [OPAL Collaboration], Phys. Lett. B **544**, 44 (2002) [arXiv:hep-ex/0207027].
 - [24] P. Abreu *et al.* [DELPHI Collaboration], Phys. Lett. B **507**, 89 (2001) [arXiv:hep-ex/0104025].
 - [25] A. Heister *et al.* [ALEPH Collaboration], Phys. Lett. B **544**, 16 (2002).
 - [26] P. Achard *et al.* [L3 Collaboration], Phys. Lett. B **534**, 28 (2002) [arXiv:hep-ex/0203016].
 - [27] V. M. Abazov *et al.* [D0 Collaboration], Phys. Rev. Lett. **101**, 051801 (2008) [arXiv:0803.1514 [hep-ex]].
 - [28] A. Arhrib, R. Benbrik, R. Enberg, W. Klemm, S. Moretti and S. Munir, Phys. Lett. B **774**, 591 (2017) [arXiv:1706.01964 [hep-ph]].
 - [29] A. G. Akeroyd, A. Alves, M. A. Diaz and O. J. P. Eboli, Eur. Phys. J. C **48**, 147 (2006) [arXiv:hep-ph/0512077]; A. G. Akeroyd and M. A. Diaz, Phys. Rev. D **67**, 095007 (2003) [arXiv:hep-ph/0301203].
 - [30] T. A. Aaltonen *et al.* [CDF Collaboration], Phys. Rev. D **93**, no. 11, 112010 (2016) [arXiv:1601.00401 [hep-ex]].
 - [31] D. Eriksson, J. Rathsmann and O. Stal, Comput. Phys. Commun. **181**, 189 (2010) [arXiv:0902.0851 [hep-ph]].
 - [32] R. Enberg, W. Klemm, S. Moretti and S. Munir, Phys. Lett. B **764**, 121 (2017) [arXiv:1605.02498 [hep-ph]].
 - [33] P. Bechtle, O. Brein, S. Heinemeyer, O. Stl, T. Stefaniak, G. Weiglein and K. E. Williams, Eur. Phys. J. C **74**, no. 3, 2693 (2014) [arXiv:1311.0055 [hep-ph]].
 - [34] P. Bechtle, S. Heinemeyer, O. Stl, T. Stefaniak and G. Weiglein, Eur. Phys. J. C **74**, no. 2, 2711 (2014) [arXiv:1305.1933 [hep-ph]].
 - [35] G. Aad *et al.* [ATLAS Collaboration], Phys. Lett. B **744**, 163 (2015) [arXiv:1502.04478 [hep-ex]].
 - [36] V. Khachatryan *et al.* [CMS Collaboration], Phys. Lett. B **755**, 217 (2016) [arXiv:1510.01181 [hep-ex]].
 - [37] V. Khachatryan *et al.* [CMS Collaboration], Phys. Lett. B **748**, 221 (2015) [arXiv:1504.04710 [hep-ex]].
 - [38] G. Aad *et al.* [ATLAS Collaboration], JHEP **1411**, 056 (2014) [arXiv:1409.6064 [hep-ex]].
 - [39] V. Khachatryan *et al.* [CMS Collaboration], JHEP **1410**, 160 (2014) [arXiv:1408.3316 [hep-ex]].
 - [40] A. Arhrib, K. Cheung, J. S. Lee and C. T. Lu, JHEP **1605**, 093 (2016) [arXiv:1509.00978 [hep-ph]].
 - [41] J. Alwall *et al.*, JHEP **1407**, 079 (2014) [arXiv:1405.0301 [hep-ph]].
 - [42] T. Sjostrand, S. Mrenna and P. Z. Skands, JHEP **0605**, 026 (2006) [arXiv:hep-ph/0603175].
 - [43] J. Conway, <http://www.physics.ucdavis.edu/~conway/research/software/pgs/pgs4-general.htm>.
 - [44] <http://atlas.web.cern.ch/Atlas/GROUPS/PHYSICS/TDR/access.html>.
 - [45] G. Abbiendi *et al.* [OPAL Collaboration], Eur. Phys. J. C **40**, 317 (2005) [arXiv:hep-ex/0408097].
 - [46] G. Abbiendi *et al.* [OPAL Collaboration], Eur. Phys. J. C **18**, 425 (2001) [arXiv:hep-ex/0007040].