

A complete characterization of the optimal unitary attacks in quantum cryptography with a refined optimality criteria involving the attacker's Hilbert space only

Atanu Acharyya^{1,*} and Goutam Paul^{2,†}

¹*Applied Statistics Unit, Indian Statistical Institute, Kolkata 700 108, India*

²*Cryptology and Security Research Unit, R. C. Bose Centre for Cryptology and Security, Indian Statistical Institute, Kolkata 700 108, India*

Fuchs *et al.* [Phys. Rev. A, 1997] suggested an optimal attack on the BB84 protocol, where the necessary and sufficient condition for optimality involves the joint Hilbert space of the sender and the attacker. In this work, we propose a refined optimality criteria involving the Hilbert space of the attacker only. It reveals that the optimal (non-zero) overlaps between the attackers post-interactions states must be equal and numerically same as the difference between the fidelity and the disturbance at the receiving end. That amount turns out to be same as the reduction (factor) in Bell violation when estimated for the equivalent entanglement-based protocol. Further, a series of necessary and sufficient conditions unveil the structure of the optimal states which therefore are the only and all possible optimal interactions. We show that these optimal states are same as the outputs of an optimal phase-covariant cloner. We also demonstrate various methods to derive optimal unitary evolutions that an eavesdropper is interested to know in order to mount an optimal attack.

I. INTRODUCTION

The BB84 protocol [1] can establish an information-theoretically secure secret key between two distant parties. Alice encodes a stream of classical bits (*cbits*) into an ensemble of quantum bits (*qubits*) using two *mutually unbiased bases* (MUBs). She then transmits the qubits one-by-one over a quantum channel. Bob, at the receiving end, measures individually in one of the encoding bases, chosen randomly. Later they reconcile bases publicly over an authenticated classical channel to filtrate a *sifted key*.

A third party (Eve) is allowed to tamper the quantum channel. However, any approach to learn the state of the qubit introduces an error which is further detectable by the recipient. The legitimate parties can estimate the *quantum bit error rate* (QBER) by discussing over the public channel on a part of the sifted key. Within a threshold value QBER*, a classical post-processing (CPP) is faithful to filter a shared secret on which Eve has virtually no information.

An advanced eavesdropping model [2] is to extract the information of a transmitted qubit via an ancilla qubit by interacting unitarily. Given that the attacker is allowed to defer her measurement until after basis reconciliation, an one-way (OW) CPP is faithful if the estimated QBER remains below the critical value 0.1464 where the secret key-rate becomes zero. The authors could estimate the maximum *knowledge gain* (KG) by an attacker that eventually appeared a tight bound due to an witness interaction. Nonetheless, there could be infinitely many such saturating candidates (interactions) which are unitarily equivalent [6]. In that attack model, a candidate interaction must pass a formal verification of optimality, viz.,

a *necessary and sufficient condition*(NSC) [2] involving the joint Hilbert space of the sender and the attacker.

We suggest here a *necessary and sufficient condition for optimality that involves the Hilbert space of the attacker only*. The verification is easier to perform than that in [2]. This new criteria explicitly depicts the geometry of the optimal states. We find its direct connection with the equivalent entanglement-based protocol and with optimal phase-covariant (pc) cloner [11].

To be precise, an optimal attack is characterized by the non-zero overlaps between various post-interaction states of Eve's ancilla. The optimal overlap must equate the fidelity less the disturbance incurred at Bob's end. We show that the amount is same as the reduction (factor) in the CHSH sum [4, 5] for an equivalent entanglement-based scheme. Geometrically speaking, it amounts to the contraction in the Bloch vectors associated with Bob's states.

We carry on through a chain of NSCs to derive infinitely many optimal interactions, and therefore without ambiguity, these are the only and all possible optimal interactions. They are unitarily the same as the optimal states derived earlier by Acharyya *et al.* in [6]. An optimal *post-interaction joint state* (PIJS) clearly exhibits an one-to-one correspondence with the optimal measurement of Eve. Thus, Eves measurement setup determines her interaction and vice versa. Relation between Eve's optimal measurements for two MUBs are established. The optimal PIJSs are in sync with the outputs obtained by an optimal pc-cloner [11].

We then consider the task of characterizing the optimal unitary attacks, i.e., to derive the optimal unitary operators. First, we describe the basic approach to find an optimal unitary for a given optimal PIJSs. We discuss the limitations of that method when it comes to work for the optimal PIJSs described in an arbitrary measurement basis for Eve. To bypass this hurdle, we start with the PIJSs by fixing Eve's measurement basis as the computational basis, and develop a quick hack to get the sim-

* pub.academy.15@gmail.com

† goutam.paul@isical.ac.in

plest form of an optimal unitary that must accompany a specific *initial state* (IS) of the ancilla. However, given a PIJS, there could be infinitely many optimal unitary interactions: we discuss methods to find any and all of them from the prior knowledge of an already derived optimal unitary. Once an optimal unitary is found for an IS, one can leverage this knowledge to find an optimal unitary for any other IS just by finding a transformation rule between the initial states. Finally, we figure out the transformation rule to get an optimal unitary in one measurement basis from an already derived optimal unitary in some other measurement basis. We demonstrate these methods in place for a few chosen states to understand the other intricacies. Essentially we have characterized the whole space of optimal unitary attacks.

First, we discuss in Sec. II the framework of optimal eavesdropping [2], the generic optimal interactions [6], and the interrelation between Eves optimal measurements across the two MUBs¹. Then we discuss briefly the results in Sec. III-IV and defer their derivations and illustrations until in Sec. V. We conclude by summarizing the new findings and also discuss further scopes to explore.

II. ELEMENTS OF OPTIMAL EAVESDROPPING

Here we brief the attack model, the objective functions to be optimized and their bounds, and the optimal states after an interaction. We exhibit some direct connections that a practical attack has with Bell violation and with an optimal pc-cloner.

A. Alice's encoding

For encoding, Alice uses two orthonormal bases conjugate to each other: the *computational basis*, and the *Hadamard basis*. The basis states correspond to the eigenstates of the phase-flip operator σ_z and bit-flip operator σ_x , respectively. The following notations for the bases and their states are used interchangeably throughout the paper.

Computational basis		Hadamard basis	
Basis	States	Basis	States
+	$\{ 0\rangle, 1\rangle\}$	\times	$\{\frac{ 0\rangle+ 1\rangle}{\sqrt{2}}, \frac{ 0\rangle- 1\rangle}{\sqrt{2}}\}$
Various labellings used			
xy	$\{ x\rangle, y\rangle\}$	uv	$\{ u\rangle, v\rangle\}$
0	$\{ 0\rangle^0, 1\rangle^0\}$	1	$\{ 0\rangle^1, 1\rangle^1\}$
Z	$\{ +z\rangle, -z\rangle\}$	X	$\{ +x\rangle, -x\rangle\}$

¹ Although a new addition, these interrelations are better fitted in this recapitulation section only.

$\bar{\beta}$ denotes the conjugate of a basis β . The Hadamard transform $\mathbb{H} := \frac{1}{\sqrt{2}}(\sigma_z + \sigma_x)$ flips the bases ($\mathbb{H} : \beta \mapsto \bar{\beta}$) while the basis states can be written with respect to the computational basis elements as $|a\rangle^\beta = \mathbb{H}^\beta |a\rangle$ for $a = 0, 1$. The orthogonal counterpart of a state $|a\rangle$ is denoted by $|a \oplus 1\rangle$ or $|\bar{a}\rangle$. Alice encodes the cbit 0 into a qubit in state $|x\rangle$ or $|u\rangle$, and encodes 1 into $|y\rangle$ or $|v\rangle$.

B. The attack model

Eve attacks the quantum channel with an intention to indirectly learn the transmitted qubits one-by-one. She attaches a probe in state $|e\rangle \in \mathcal{H}_E$ to Alice's qubit that was transmitted in state $|a^\beta\rangle \in \mathcal{H}_A$. She evolves the joint system unitarily (\mathcal{U}) from the pre-interaction joint state $|a^\beta\rangle|e\rangle \in \mathcal{H}_A \otimes \mathcal{H}_E$ to the post-interaction joint state

$$|S_a^\beta\rangle = \mathcal{U} |a^\beta\rangle|e\rangle. \quad (1)$$

The interaction entangles Eve's probe with Alice's qubit, and the joint state possess the following Schmidt decomposition:

$$|S_a\rangle^\beta = \sqrt{F_\beta} |a\rangle^\beta |\xi_a\rangle^\beta + \sqrt{D_\beta} |\bar{a}\rangle^\beta |\zeta_a\rangle^\beta. \quad (2)$$

Bob receives the qubit intact or flipped, with frequency F_β or D_β , respectively². Consequently, he finds the channel producing a QBER D_β for an encoding basis β .

The corresponding states of Eve's ancilla: the *fidelity state* $|\xi_a\rangle^\beta$ and the *disturbed state* $|\zeta_a\rangle^\beta$ are mutually orthogonal. In a fixed basis, when these four *interaction vectors* (IVs) share real-valued inner products, they can be grouped into two mutually orthogonal sets: the fidelity set $\{|\xi_a\rangle, |\xi_{\bar{a}}\rangle\}$, and the disturbed set $\{|\zeta_a\rangle, |\zeta_{\bar{a}}\rangle\}$. Clearly, a two-qubit probe suffices to describe Eve's four-dimensional Hilbert space $\mathcal{H}_E = \mathcal{H}_2^{\otimes 2}$.

To distinguish these four states, she needs to incorporate a generalized measurement with four outcomes. Thus, her measurement is considered to be a *positive operator-valued measure* (POVM): a resolution of unity into non-negative Hermitian operators [3, 10]. Denote her POVMs $\{E_\lambda\}$ or $\{F_\lambda\}$ depending on whether Alice encodes in xy or uv basis. Denote them commonly as $\{M_\lambda\}^\beta$, where an outcome is labeled by $\lambda \in \{0, 1, 2, 3\}$. She then interprets the outcome following a *strategy* which is a rule for Eve to assign a guess for the state of the signal sent by Alice.

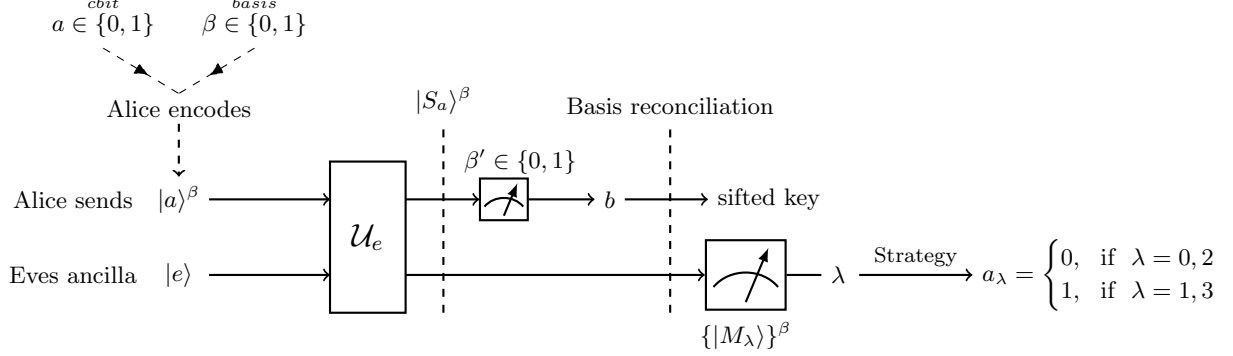
C. Functions to be optimized

After the measurement by Eve and Bob, each of the three parties is left with a classical *random variable* (r.v.), denoted here as A, B , and E , for Alice, Bob, and Eve,

² We use F_β and $1 - D_\beta$ interchangeably.

FIG. 1: A circuit diagram for an optimal eavesdropping on BB84 protocol.

Alice uses one of the two MUBs, β , to encode a *cbit* 'a' into a *qubit* $|a\rangle^\beta$. Eve attaches an ancilla $|e\rangle$ and evolves the joint system unitarily (\mathcal{U}_e) that creates an entangled state $|S_a\rangle^\beta$. Bob measures the received qubit in basis β' to get the *cbit* b , and keeps it if the bases are matched. After basis reconciliation, Eve measures her ancilla in the POVM basis $\{|M_\lambda\rangle^\beta\}$. She interprets her outcome λ by a strategy and bet for a_λ to guess Alice's *cbit*. When Eve's choices for the unitary and the measurement are optimal, she guesses the key best while not forcing to abort the protocol.



respectively. For a permissible QBER, all the legitimate parties are concerned about, is the *secret key-rate* (SKR) which is the ratio of the length of the final secret key and the sifted key. No analytic expression is known for the SKR, except a lower bound [7] which depends on the bipartite *mutual informations* (MI): MI_{AE} and MI_{EB} . Minimizing SKR amounts to maximizing MI_{AE} which in turn is an appropriate candidate to estimate Eve's knowledge gain from measurement outcomes as it captures the reduction of entropy in Alice's random variable due to Eve's knowledge from outcomes. A closely related, but easier to estimate quantifier is her *information gain* (IG) [2]. The optimal MI is found to be a concave function of the optimal IG.

An *optimal interaction* is the one that can maximize KG in both the bases. However, acquiring the maximum knowledge depends on the right choice of the measurement, called *optimal measurement*.

For BB84 protocol, for equal prior, both IG and MI is a function of three parameters: two density operators $\rho_a^\beta, \rho_b^\beta$ and the POVM $\{M_\lambda\}^\beta$. For a fixed QBER D_β in each bases, a *global maxima* exists for each of the functions IG and MI in each of the bases and is attainable [2].

$$IG_\beta^* = 2\sqrt{D_\beta(1-D_\beta)}, \quad MI_\beta^* = \frac{1}{2} \phi(IG_\beta^*),$$

for the concave function

$$\phi(z) := (1+z) \ln(1+z) + (1-z) \ln(1-z).$$

The upper bounds for both IG and MI is attainable in each of the bases for independently chosen error rates D_{xy} and D_{uv} .

Finding an optimal POVM for such IVs correspond to a rather easier optimization problem: maximize IG over all POVMs [3]. An upper bound exists and is achievable in each of the encoding bases. In xy basis, the maximum

IG is attained by the orthonormal eigenprojectors $\{E_\lambda := |E_\lambda\rangle\langle E_\lambda|\}$ of the Hermitian $\rho_x - \rho_y$. For equal prior (and not necessarily for unequal prior), the same measurement optimizes both IG and MI for an optimal interaction.

D. The optimal states after an interaction

An *optimal interaction* induces a restriction on the IVs. Optimal IVs must satisfy some necessary and sufficient conditions [2]. Deriving optimal IVs from these conditions remained a harder task [done in Sec. III]. Nevertheless, a judicious bet on a specific choice of IVs passed the verification [2].

Although, there could be various other choices [6], infinitely many for each of the encoding bases, they are unitarily equivalent. In xy basis, the optimal IVs of Eve can be expressed in her orthonormal measurement basis $\{|E_\lambda\rangle\}$ as follows:

$$\begin{aligned} |\xi_x^*\rangle &= \mathcal{D}_{uv}^+ |E_0\rangle + \mathcal{D}_{uv}^- |E_1\rangle, & |\xi_y^*\rangle &= \mathcal{D}_{uv}^- |E_0\rangle + \mathcal{D}_{uv}^+ |E_1\rangle, \\ |\zeta_x^*\rangle &= \mathcal{D}_{uv}^+ |E_2\rangle + \mathcal{D}_{uv}^- |E_3\rangle, & |\zeta_y^*\rangle &= \mathcal{D}_{uv}^- |E_2\rangle + \mathcal{D}_{uv}^+ |E_3\rangle. \end{aligned} \quad (3)$$

Note that, an optimal IV is a superposition of two measurement directions having amplitudes \mathcal{D}_{uv}^+ and \mathcal{D}_{uv}^- defined as

$$\mathcal{D}_\beta^\pm := \frac{\sqrt{1-D_\beta} \pm \sqrt{D_\beta}}{\sqrt{2}}. \quad (4)$$

Similarly, the general expression representing the optimal IVs in uv basis are as follows:

$$\begin{aligned} |\xi_u^*\rangle &= \mathcal{D}_{xy}^+ |F_0\rangle + \mathcal{D}_{xy}^- |F_1\rangle, & |\xi_v^*\rangle &= \mathcal{D}_{xy}^- |F_0\rangle + \mathcal{D}_{xy}^+ |F_1\rangle, \\ |\zeta_u^*\rangle &= \mathcal{D}_{xy}^+ |F_2\rangle + \mathcal{D}_{xy}^- |F_3\rangle, & |\zeta_v^*\rangle &= \mathcal{D}_{xy}^- |F_2\rangle + \mathcal{D}_{xy}^+ |F_3\rangle. \end{aligned} \quad (5)$$

Any specification of the orthonormal basis $\{|E_\lambda\rangle\}$ (or $\{|F_\lambda\rangle\}$) provides a specific instance of optimal IVs in computational basis, e.g., the optimal IVs due to Fuchs *et al.* [2]. Due to varied choices of the eigenbasis, there are infinitely many setups of the optimal IVs when expressed in computational basis. A one-to-one correspondence between the optimal IVs in each basis can be established (Sec. V) since the optimal measurement directions $\{|E_\lambda\rangle\}$ in xy basis are interrelated to the optimal measurement directions $\{|F_\lambda\rangle\}$ in uv basis as follows:

$$\begin{aligned} 2|F_0\rangle &= |E_0\rangle + |E_1\rangle + |E_2\rangle + |E_3\rangle, \\ 2|F_1\rangle &= |E_0\rangle + |E_1\rangle - |E_2\rangle - |E_3\rangle, \\ 2|F_2\rangle &= |E_0\rangle - |E_1\rangle - |E_2\rangle + |E_3\rangle, \\ 2|F_3\rangle &= |E_0\rangle - |E_1\rangle + |E_2\rangle - |E_3\rangle. \end{aligned} \quad (6)$$

For instance, the measurement basis $\{|E_\lambda\rangle\} = \{|00\rangle, |11\rangle, |10\rangle, |01\rangle\}$ fixes the measurement basis $\{|F_\lambda\rangle\} = \{|00\rangle, |\bar{1}\bar{1}\rangle, |\bar{1}0\rangle, |\bar{0}\bar{1}\rangle\}$ for Eve. These were the optimal measurement bases for an optimal Eve described by Fuchs *et al.* [2]. Note that the ordering of the basis elements is retained in that case.

Optimal strategy: Strategy of Eve can now be determined as follows. As Alice declares her basis to be $\beta \in \{0, 1\}$, Eve measures her ancilla in basis $\{|M_\lambda\rangle^\beta\}_{\lambda \in \{0,1,2,3\}}$ and interprets her measurement outcome in terms of a guess on Alice's bit. For +ve outcome, which occurs for $\lambda = 0, 2$, she bets on 0, whereas, for -ve outcome, which occurs for $\lambda = 1, 3$, she bets on 1.

To mount an optimal attack, Eve performs a suitable interaction (the allowed unitaries can be found in Sec. IV), measures accordingly after basis reconciliation, and finally guesses the signal applying her strategy. Fig. 1 provides a schematic view of the attack model.

E. Practical eavesdropping: the secure zone. Connecting Bell violation and cloning.

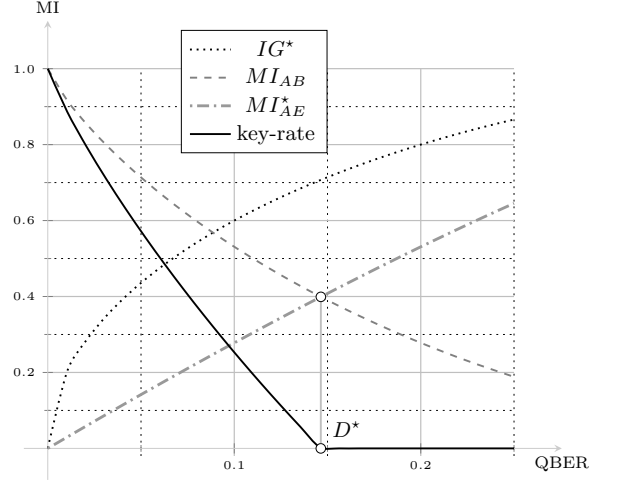
A practical eavesdropping should ideally leave the error rate symmetric across the two bases, i.e., $D_{xy} = D_{uv} = D$. Otherwise, the legitimate parties can detect the difference during the error-estimation phase, and thereby detect the presence of a malevolent party. For a QBER $= D$, the maximum amount of the IG in both the bases reaches $2\sqrt{D(1-D)}$, and is achievable [2].

Due to symmetric eavesdropping, the quantum channel between Alice-Bob and that between Alice-Eve can be interpreted as a binary symmetric channel with data-flipping rate D and $D_E = \frac{1}{2} - \sqrt{D(1-D)}$, respectively. Thus, at error-rate D , the respective bipartite mutual informations become

$$\begin{aligned} MI_{AB} &= 1 - H(D) = \frac{1}{2} \phi(1 - 2D), \\ MI_{AE} &= 1 - H(D_E) = \frac{1}{2} \phi\left(2\sqrt{D(1-D)}\right), \end{aligned}$$

when expressed in *bits per sifted-photon (bpsp)*.

FIG. 2: Key-rate for one-way classical post-processing. Plotted: optimal Information Gain, bipartite Mutual Informations, and the secret key-rate. The graph of MI_{AE} reveals the information-disturbance trade-off. For QBER $D^* = 0.1464$, MI_{AB} and MI_{AE} coincides, and the key-rate drops to zero. Below this error rate, an OW-CPP is faithful.



The *secret key-rate* K is bounded below by the difference $MI_{AB} - MI_{AE}$. For a QBER D , it amounts to $K_D = H(D_E) - H(D)$ *bpsp*. It decreases with growing QBER, and vanishes when the two MIs coincide which happens at the threshold [Fig. 2]

$$D^* = \frac{1}{2} \left(1 - \frac{1}{\sqrt{2}}\right) \approx 0.1464. \quad (7)$$

Beyond this tolerable rate, an OW-CPP may not guarantee to filtrate a secure key. Within the *secure zone* $D \in [0, D^*)$, key-filtration is guaranteed because Bob possess more information on Alice's bit than Eve does.

Following the optimal strategy, Eve can glean $(1 - H(D_E))$ bits per sifted-photon of the transmission with fidelity $1 - D_E$ in lieu of introducing an error-rate D at Bob's end. The distinguishing advantage for an optimal attack is $\sqrt{D(1-D)}$.

An optimal attack on the prepare-and-measure ($p\&m$) scheme that we considered here has some interesting connections with the optimal attack on its entanglement-based (eb) counterpart as well with optimal cloning mechanisms.

In the eb protocol, the legitimate parties observe a Bell violation so far the estimated QBER remains in the secure zone of the $p\&m$ scheme. An optimal attack with QBER D reduces the CHSH correlation co-efficient to $\eta_D 2\sqrt{2}$ for $\eta_D := 1 - 2D$. An optimal attack also leaves Bob with the Bloch vectors contracted by a factor of η_D .

An optimal attack on the $p\&m$ scheme can also be achieved via an optimal phase-covariant cloner [11]. The cloner is asymmetric since it creates two clones of the

senders state: a degraded copy for her own with fidelity $(\frac{1}{2} + \sqrt{D(1-D)})$, and a superior copy for Bob with fidelity $1 - D$. At the threshold QBER, both the fidelity for Bob and Eve reaches the maximum of $1 - D^* = \frac{1}{2} \left(1 + \frac{1}{\sqrt{2}}\right)$ i.e., 85.36%, both in cloning and in $p\&m$ scheme. Moreover, the optimal PIJSs agrees with the outputs of an optimal pc-cloner. To be specific, for Eve's measurement basis (Fuchs basis) $\{|E_0\rangle, |E_1\rangle, |E_2\rangle, |E_3\rangle\} = \{|00\rangle, |11\rangle, |01\rangle, |10\rangle\}$, the optimal PIJSs are same as those in [11, Eq. (36)].

III. A NECESSARY AND SUFFICIENT CONDITION FOR OPTIMALITY AND DERIVING OPTIMAL INTERACTION VECTORS

Optimality of an interaction require a certificate, e.g., a necessary and sufficient condition [2]. The verification involves the PIJSs in the joint Hilbert space. Here we suggest a refined NSC involving the states of Eve only that makes the verification easier. The journey also leads to derive the optimal IVs which are unitarily equivalent to those derived in [6].

A. A Necessary and sufficient condition due to Fuchs *et al.* [2]

Consider the optimality of the post-interaction states (2). For Alices symbol $a^\beta \in \{x, y, u, v\}$, denote the PIJS symbol S_a^β as X, Y, U, V , respectively. The NSC [2, Eqs. (38,39)] for optimality in xy basis involves the following four states defined over the joint Hilbert space of Bob and Eve.

$$|W_{\lambda a}\rangle := B_a \otimes \sqrt{E_\lambda} |W\rangle, \quad (8)$$

with $W \in \{U, V\}$ and $a \in \{u, v\}$; Bob uses the von Neumann POVMs $B_a := |a\rangle\langle a|$.

For optimal KG_{xy} , the inner products $\langle U_{\lambda u} | V_{\lambda u} \rangle$ and $\langle U_{\lambda v} | V_{\lambda v} \rangle$ must be real and have the same sign³ $\varepsilon_\lambda^0 \in \pm 1$. Checking optimality is essentially to check the following parallelism:

$$|U_{\lambda u}\rangle \parallel |V_{\lambda u}\rangle \text{ and } |U_{\lambda v}\rangle \parallel |V_{\lambda v}\rangle.$$

The PIJSs $|X\rangle, |Y\rangle$ are optimal for Eve with a POVM $\{E_\lambda\}$ iff the following conditions are satisfied:

$$\sqrt{D_{uv}} |U_{\lambda u}\rangle = \varepsilon_\lambda \sqrt{1 - D_{uv}} |V_{\lambda u}\rangle, \quad (9.u)$$

$$\sqrt{D_{uv}} |V_{\lambda v}\rangle = \varepsilon_\lambda \sqrt{1 - D_{uv}} |U_{\lambda v}\rangle. \quad (9.v)$$

Similarly, analogous conditions hold for the optimality of the PIJSs in uv basis.

³ Henceforth, we use the notations λ^β and $\varepsilon_\lambda^\beta$ to denote the eigenvalues and their signs [6] in a basis β .

B. A new necessary and sufficient condition towards completely characterizing Eve's optimal states

Now, we move from this NSC to derive a refined one. In this pursuit, we move through a series of *iff* conditions that eventually derives the optimal IVs in terms of the optimal measurement basis.

The following observation is going to help finding a refined certificate for optimality.

Lemma 1. *The post-interaction states of Eve exhibit an interrelation involving the overlap between the two undisturbed states and that between the two disturbed states.*

$$(1 - D_{xy}) \langle \xi_x | \xi_y \rangle + D_{xy} \langle \zeta_x | \zeta_y \rangle = 2\mathcal{D}_{uv} \bar{\mathcal{D}}_{uv}.$$

The result follows by considering the interrelations (26) between the IVs across the bases, while imposing the normalization constraint on $|\xi_u\rangle$.

Here we derive a series of *iff* conditions for an interaction to be optimal. The following conditions are equivalent.

Theorem 1. *The set of interaction vectors IV_{xy} is optimal along with the projectors $E_\lambda := |E_\lambda\rangle\langle E_\lambda|$ for measurement iff any of the following conditions hold:*

1. *The overlap between the measurement direction $|E_\lambda\rangle$ in xy basis and the IVs in uv basis are related in the following way:*

$$\begin{aligned} \langle E_\lambda | \xi_u \rangle &= \varepsilon_\lambda^0 \langle E_\lambda | \zeta_v \rangle, \\ \langle E_\lambda | \xi_v \rangle &= \varepsilon_\lambda^0 \langle E_\lambda | \zeta_u \rangle. \end{aligned} \quad (10)$$

Corollary 1: *The overlap between the IVs in xy basis satisfy the following condition:*

$$\langle \xi_x | \xi_y \rangle = \langle \zeta_x | \zeta_y \rangle = 1 - 2D_{uv}. \quad (11)$$

2. *The overlaps between the measurement direction $|E_\lambda\rangle$ in xy basis and the IVs in the same basis must maintain the following ratio:*

$$\frac{\langle E_\lambda | \xi_x \rangle}{\langle E_\lambda | \xi_y \rangle} = \frac{\langle E_\lambda | \zeta_x \rangle}{\langle E_\lambda | \zeta_y \rangle} = \frac{\mathcal{D}_{uv}^{(+, \varepsilon_\lambda^0)}}{\mathcal{D}_{uv}^{(-, \varepsilon_\lambda^0)}} = \left(\frac{\mathcal{D}_{uv}^+}{\mathcal{D}_{uv}^-} \right)^{\varepsilon_\lambda^0}. \quad (12)$$

Here, we improvise to the following notation

$$\mathcal{D}_{uv}^{(\sigma, \varepsilon_\lambda^0)} = \frac{1}{\sqrt{2}} \left(\sqrt{1 - D_{uv}} + \sigma \varepsilon_\lambda^0 \sqrt{D_{uv}} \right), \quad (13)$$

with the sign parameter $\sigma = \pm 1$. It becomes \mathcal{D}_{uv}^+ or \mathcal{D}_{uv}^- , depending on whether the product $\sigma \varepsilon_\lambda^0$ becomes plus or minus, respectively.

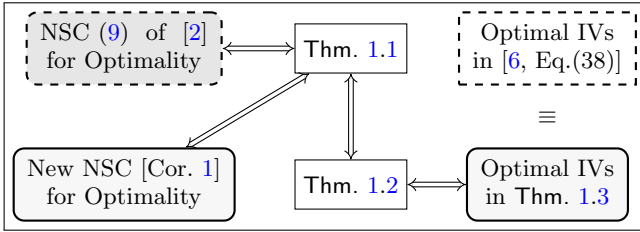
3. *The interaction vectors in the xy basis can be expressed in an orthonormal basis*

$\{|E_{\lambda\xi}^+\rangle, |E_{\lambda\xi}^-\rangle, |E_{\lambda\zeta}^+\rangle, |E_{\lambda\zeta}^-\rangle\}$ as follows:

$$\begin{aligned} |\xi_x\rangle &= \mathcal{D}_{uv}^+ |E_{\lambda\xi}^+\rangle + \mathcal{D}_{uv}^- |E_{\lambda\xi}^-\rangle, \\ |\xi_y\rangle &= \mathcal{D}_{uv}^- |E_{\lambda\xi}^+\rangle + \mathcal{D}_{uv}^+ |E_{\lambda\xi}^-\rangle, \\ |\zeta_x\rangle &= \mathcal{D}_{uv}^+ |E_{\lambda\zeta}^+\rangle + \mathcal{D}_{uv}^- |E_{\lambda\zeta}^-\rangle, \\ |\zeta_y\rangle &= \mathcal{D}_{uv}^- |E_{\lambda\zeta}^+\rangle + \mathcal{D}_{uv}^+ |E_{\lambda\zeta}^-\rangle. \end{aligned} \quad (14)$$

The basis vectors $|E_{\lambda\xi}^\pm\rangle, |E_{\lambda\zeta}^\pm\rangle$ correspond to some unitary transform \mathbf{R}^\pm of those two measurement directions $|E_\lambda\rangle$ that provide $\pm ve$ outcomes.

The above four *iff* conditions in Thm. 1 are equivalent, in the sense that any of them can be derived [see Sec. V] from the other one, directly, or via some of the remaining conditions as sketched below.



It's interesting to notice the change of basis while describing the overlap between Eve's measurement directions and the IVs. While Eve's measurements are considered in xy basis, the IVs are counted for uv basis and for xy basis in Eq. (10) and Eq. (12), respectively.

C. Explaining the *iff* conditions

Let's explain the essence of the four *iff* conditions described in Thm. 1 involving the optimality of the four interaction vectors in the xy basis.

The 1st *iff* condition says that the overlap between a measurement direction $|E_\lambda\rangle$ and a fidelity state corresponding to Alice's signal u (or v) is same in magnitude as the overlap between that measurement direction and the disturbed state corresponding to Alice's signal v (or u), except that they differ in sign ε_λ^0 .

The 2nd *iff* condition says that the ratio of the overlaps between a measurement direction and the undisturbed states are same as the ratio of the overlaps between the measurement direction and the disturbed states. The ratio becomes $\mathcal{D}_{uv}^+/\mathcal{D}_{uv}^-$ or its inverse depending on whether the measurement outcome is positive or negative in sign.

The 3rd *iff* condition provides the optimal interaction vectors, and therefore are the only and all possible optimal IVs. They are unitarily equivalent to those in [6, Eq.(38)] [see Sec. V C].

The *iff* condition in Corollary 1, which is a byproduct of the 1st *iff* condition of Thm. 1, restricts Eve's optimal states to have a specific orientation in the four-dimensional Hilbert space. To be more specific,

when Alice encodes is xy basis, the overlap between the two fidelity states must be same as the overlap between the two disturbed states and is equal to $(1 - 2D_{uv})$.

The new NSC and its significance: The necessary and sufficient condition in Corollary 1 can be used as a working formula to verify whether a given set of IVs is optimal or not. It's efficient due to easy verification, it's simple as it involves Eve's states only than the joint Hilbert space as in [2], it's intuitive as it demands a specific configuration of the states in Eve's Hilbert space.

An optimal attack is essentially characterized by the optimal overlap, called here as *optimal syndrome*, that amounts to $1 - 2D$ for a symmetric attack. It exhibits interesting links between various other approaches for eavesdropping. Although the connection between Bell violation and optimal state discrimination is known [2], we find the connection more explicit here with respect to the optimal syndrome. For a specific error-rate D , the fraction of reduction in the optimal CHSH-sum in an eb scheme is precisely the optimal syndrome in the $p\&m$ scheme. The Bloch vector at the receiving end shrinks by the same factor.

IV. DERIVING OPTIMAL UNITARY EVOLUTIONS

Given the optimal PIJSs $|X^\star\rangle, |Y^\star\rangle$, we wish to find an optimal unitary for a suitable initial state $|\psi_0\rangle$ of Eve's ancilla. Mathematically speaking, the task is to solve the following equations.

$$\mathcal{U}_{\psi_0}^{AE} |0\rangle_A |\psi_0\rangle_E = |X^\star\rangle, \quad \mathcal{U}_{\psi_0}^{AE} |1\rangle_A |\psi_0\rangle_E = |Y^\star\rangle. \quad (15)$$

Although the same unitary serves the purpose in the conjugate basis, the measurement setup generally differs. Given a specific reconciled basis, Eve's measurement basis is in one-to-one correspondence with the PIJSs: different measurement bases correspond to different PIJSs. Thus, we parameterize the PIJSs as $|X\rangle^M, |Y\rangle^M$ on a measurement setup that corresponds to an unitary transform $\mathbf{M}_{xy} := [|E_0\rangle, |E_1\rangle, |E_2\rangle, |E_3\rangle]$ of the computational basis.

A. Optimal PIJSs for different measurement bases

The PIJSs described in Eq. (2) live in eight dimensional Hilbert space as the attacker uses a two-qubit probe. The PIJSs are optimal whenever Eve's IVs are optimal for which we prefer Eq. (3) over Eq. (14) for simplicity.

For two-qubit probe of Eve, a PIJS live in eight dimensional Hilbert space. Assume, Alice's qubit is prepared in xy basis. Let's consider two different choices of Eve's Measurement basis $\{|E_\lambda\rangle\}$:

1. the computational basis = $\{|00\rangle, |01\rangle, |10\rangle, |11\rangle\}$,
2. the Fuchs basis = $\{|00\rangle, |11\rangle, |10\rangle, |01\rangle\}$.

The optimal states are denoted by $|X^*\rangle^C, |Y^*\rangle^C$ in the first case, and by $|X^*\rangle^F, |Y^*\rangle^F$ in the second case. Their vector form are tabulated below. One may consider any

$ X\rangle^C$	$ Y\rangle^C$	$ X\rangle^F$	$ Y\rangle^F$
$\sqrt{F_{xy}} \mathcal{D}_{uv}^+$	0	$\sqrt{F_{xy}} \mathcal{D}_{uv}^+$	0
$\sqrt{F_{xy}} \mathcal{D}_{uv}^-$	0	0	$\sqrt{D_{xy}} \mathcal{D}_{uv}^+$
0	$\sqrt{D_{xy}} \mathcal{D}_{uv}^-$	0	$\sqrt{D_{xy}} \mathcal{D}_{uv}^-$
0	$\sqrt{D_{xy}} \mathcal{D}_{uv}^+$	$\sqrt{F_{xy}} \mathcal{D}_{uv}^-$	0
0	$\sqrt{F_{xy}} \mathcal{D}_{uv}^-$	0	$\sqrt{F_{xy}} \mathcal{D}_{uv}^-$
0	$\sqrt{F_{xy}} \mathcal{D}_{uv}^+$	$\sqrt{D_{xy}} \mathcal{D}_{uv}^-$	0
$\sqrt{D_{xy}} \mathcal{D}_{uv}^+$	0	$\sqrt{D_{xy}} \mathcal{D}_{uv}^+$	0
$\sqrt{D_{xy}} \mathcal{D}_{uv}^-$	0	0	$\sqrt{F_{xy}} \mathcal{D}_{uv}^+$

other measurement basis, where each measurement direction perhaps include all the computational basis states in its superposition. In that case, the corresponding PIJS may not have any zero entries in its co-ordinated form. We'll show how such '*complicated*' measurements can easily be tackled by our approach surpassing the difficulty of the rudimentary basis-completion method as discussed below.

B. Basis completion method to get an optimal unitary, and its shortcomings.

Following is the basic mathematical approach to solve Eq. (15).

By introducing some *auxiliary states*, an unitary evolution \mathcal{U}_{ψ_0} can be viewed as a linear transformation that maps an orthonormal basis $\{|0\rangle_A |\psi_i\rangle_E, |1\rangle_A |\psi_i\rangle_E\}_{i \in \{0,1,2,3\}}$ to the orthonormal basis $\{|X_i\rangle, |Y_i\rangle\}_{i \in \{0,1,2,3\}}$, where $|X_0\rangle = |X^*\rangle, |Y_0\rangle = |Y^*\rangle$.

$$\mathcal{U}_{\psi_0} |0\rangle_A |\psi_i\rangle_E = |X_i\rangle, \quad \mathcal{U}_{\psi_0} |1\rangle_A |\psi_i\rangle_E = |Y_i\rangle, \\ \forall i \in \{0, 1, 2, 3\}.$$

Then a solution for the optimal unitary can be given by

$$\mathcal{U}_{\psi_0} = \sum_{i=0}^3 (|X_i\rangle\langle 0_A| + |Y_i\rangle\langle 1_A|) \langle \psi_i|_E. \quad (16)$$

which can further be factored [see Sec. V E] in two unitaries as

$$\mathcal{U}_{\psi_0} = \mathcal{U}_{X,Y}^{AE} (\mathbb{1}_2^A \otimes \mathcal{W}_{\psi_0}^{E\dagger}). \quad (17)$$

The first unitary $\mathcal{U}_{X,Y}$, that depends on the PIJSs $|X^*\rangle, |Y^*\rangle$, is defined as

$$\mathcal{U}_{X,Y} := \sum_{i=0}^3 |X_i\rangle\langle 0_A| \langle i_E| + |Y_i\rangle\langle 1_A| \langle i_E|, \quad (18)$$

which has the following matrix representation

$$[|X_0\rangle, |X_1\rangle, |X_2\rangle, |X_3\rangle, |Y_0\rangle, |Y_1\rangle, |Y_2\rangle, |Y_3\rangle].$$

The local unitary \mathcal{W} , that depends on the initial state $|\psi_0\rangle$, is defined as follows

$$\mathcal{W}_{\psi_0}^E = \sum_{i=0}^3 |\psi_i\rangle\langle i_E| \quad (19)$$

which has the following matrix representation

$$[|\psi_0\rangle, |\psi_1\rangle, |\psi_2\rangle, |\psi_3\rangle].$$

How does an optimal unitary works: We observe from Eq. (17) that an optimal unitary is a product of two unitaries. In order to evolve the joint system from the initial state $|a\rangle|e\rangle$, the part of it first transforms Eve's initial state to $|00\rangle$ leaving Alice's part invariant, and then the second part creates the required entanglement between Alice and Eve's states.

Infinitely many solutions: Note that, given the optimal PIJSs $|X^*\rangle, |Y^*\rangle$ and an initial state $|\psi_0\rangle$, a solution of Eq. (15) for the unitary \mathcal{U}_{ψ_0} is not unique. There are infinitely many solutions: each of $\mathcal{U}_{X,Y}$ and \mathcal{W}_{ψ_0} represent an infinite family of unitaries. Thus, the arbitration of an optimal unitary \mathcal{U} is two-fold:

1. arbitration of $\mathcal{U}_{X,Y}$, which depends on the various choices of the auxiliary states $\{|X_i\rangle, |Y_i\rangle\}_{i=1,2,3}$.
2. arbitration of \mathcal{W}_{ψ_0} due to various choices of the free variables $|\psi_i\rangle_{i=1,2,3}$ required to complete the orthonormalization.

Shortcoming with that approach: Getting a specific optimal unitary \mathcal{U}_{ψ_0} corresponds to the problem of basis completion: once in the eight dimensional space of optimal PIJSs, and once in the four dimensional space of the initial state. To complete an orthonormal basis is not always straightforward, a trial and error approach may work following some calculation-intensive efforts. For instance, one may try it for the two measurement bases stated in Sec. IV A. But, for '*complicated*' measurements, basis completion is really a challenging task. On the other hand, different ordering of the auxiliary states lead to different optimal unitaries following a fresh computation. To pinpoint the simplest one (canonical form) among the infinite zoo of optimal unitaries is not immediate, which otherwise may be important from practical designing perspective.

How do we overcome: To overcome all these practical shortcomings with the approach of basis completion, we suggest henceforth a series of methodologies to obtain all possible optimal unitaries more easily. As a first step, we propose the following hack to adopt a completely new approach which is surprisingly easy and natural that provides an optimal unitary along with a specific initial state. The resulted optimal unitary is the simplest one (as we'll see shortly) among its all other alternative siblings, possibly helpful in designing an unitary operator

for real implementations. Once we get an optimal unitary, it's easier to find its siblings by exploiting the factorization property explained in the earlier subsection.

C. A divide and conquer hack to get an optimal unitary

We can think of the optimal unitary as the following partitioned matrix $\mathcal{U} = [\mathcal{U}_x \ \mathcal{U}_y]$. Then, the optimal PIJSs can be written in the following way

$$|X^*\rangle = \mathcal{U}_x|e\rangle, \quad |Y^*\rangle = \mathcal{U}_y|e\rangle.$$

Therefore, for some initial state $|e\rangle$, if we can find two such submatrices \mathcal{U}_x and \mathcal{U}_y , we can construct the optimal unitary from them.

For example, consider that Eve measures in computational basis. Then, one can write the optimal PIJSs in such an way that (see Sec. V)

$$\mathcal{U}_x = (|00\rangle \ |11\rangle) \otimes \mathbb{1}_2, \quad \text{and} \quad \mathcal{U}_y = (|10\rangle \ |01\rangle) \otimes \sigma_x,$$

for the initial state $|e\rangle = |\Delta^H\rangle_E := |\Delta_{xy}\rangle_{E_1} |\Delta_{uv}^H\rangle_{E_2}$, which consists of the following factored states

$$\begin{aligned} |\Delta_\beta\rangle &:= \sqrt{F_\beta}|0\rangle + \sqrt{D_\beta}|1\rangle, \\ |\Delta_\beta^H\rangle &:= H|\Delta_\beta\rangle = \mathcal{D}_\beta^+|0\rangle + \mathcal{D}_\beta^-|1\rangle. \end{aligned} \quad (20)$$

An optimal unitary can be read from this as below.

$$\mathcal{U}_{\Delta^H}^c = \begin{bmatrix} \mathbb{1}_2^{E_2} & \cdot & \cdot & \cdot \\ \cdot & \cdot & \cdot & \sigma_x^{E_2} \\ \cdot & \cdot & \sigma_x^{E_2} & \cdot \\ \cdot & \mathbb{1}_2^{E_2} & \cdot & \cdot \end{bmatrix}. \quad (21)$$

The superscript E_2 denotes which subsystem of Eve will it work on.

D. Alternate solutions for optimal unitaries

Here we explain how to find alternate optimal unitaries for an IS by already knowing an optimal unitary for that IS. We completely characterize the two-level arbitration.

Theorem 2. *For a given initial state $|\psi_0\rangle$, let an optimal unitary is known as \mathcal{U}_{ψ_0} . For the same initial state, a new optimal unitary \mathcal{U}'_{ψ_0} can be found in one of the following ways.*

1. *A change in the basis spanning the orthogonal subspace of the IS $|\psi_0\rangle$ leads to an alternate optimal unitary*

$$\mathcal{U}'_{\psi_0} = \mathcal{U}_{\psi_0} (\mathbb{1}_2 \otimes \Gamma_{\psi_0^\perp}).$$

The local unitary $\Gamma_{\psi_0^\perp} = \begin{bmatrix} 1 & \cdot \\ \cdot & T_{\psi_0^\perp}^\dagger \end{bmatrix}$ makes an alternate choice \mathcal{W}'_{ψ_0} for \mathcal{W}_{ψ_0} :

$$\mathcal{W}'_{\psi_0} = \mathcal{W}_{\psi_0} \Gamma_{\psi_0^\perp} = [|\psi_0\rangle \ |\psi_1'\rangle \ |\psi_2'\rangle \ |\psi_3'\rangle].$$

The 3 dimensional unitary $T_{\psi_0^\perp}$ transforms the orthonormal basis $|\psi_i\rangle_{i=1,2,3}$ to a newer one, while $\Gamma_{\psi_0^\perp}$ leaves $|\psi_0\rangle$ intact.

2. *A change in the basis spanning the orthogonal subspace of the PIJSs $|X^*\rangle, |Y^*\rangle$ leads to an alternate optimal unitary*

$$\mathcal{U}'_{\psi_0} = \mathcal{U}'_{XY} \mathcal{W}_{\psi_0} = \mathcal{U}_{XY} \Gamma_{X^\perp Y^\perp} \mathcal{W}_{\psi_0}.$$

The global unitary

$$\Gamma_{X^\perp Y^\perp} = \text{diag}(\Gamma_{X^\perp}, \Gamma_{Y^\perp})$$

transforms \mathcal{U}_{XY} to a new one $\mathcal{U}'_{XY} = \mathcal{U}_{XY} \Gamma_{X^\perp Y^\perp}$ having the following matrix representation:

$$[|X^*\rangle \ |X_1'\rangle \ |X_2'\rangle \ |X_3'\rangle \ |Y^*\rangle \ |Y_1'\rangle \ |Y_2'\rangle \ |Y_3'\rangle]$$

by changing the basis-states $\{|X_i\rangle, |Y_i\rangle\} \mapsto \{|X_i'\rangle, |Y_i'\rangle\}$ for $i = 1, 2, 3$ while leaving the optimal PIJSs $|X^*\rangle, |Y^*\rangle$ intact.

3. *due to a change in both of the above bases.*

Note that, the first rule doesn't require the factorization. Given an optimal unitary, an alternate solution can be found by post-multiplying the former by $\mathbb{1}_2 \otimes \Gamma_{\psi_0^\perp}$. For instance, let's find an alternate optimal unitary for the initial state $|\psi_0\rangle = |\Delta^H\rangle_E := |\Delta_{xy}\rangle_{E_1} |\Delta_{uv}^H\rangle_{E_2}$. A solution \mathcal{U}_{Δ^H} is already found in Eq. (21). We can simply post-multiply it by some $\mathbb{1}_2 \otimes \Gamma_{\psi_0^\perp}$, where the local unitary is chosen as, say,

$$\Gamma_{\psi_0^\perp} = \begin{pmatrix} 1 & \cdot & \cdot & \cdot \\ \cdot & \frac{1}{\sqrt{2}} & \cdot & \frac{1}{\sqrt{2}} \\ \cdot & \cdot & 1 & \cdot \\ \cdot & \frac{1}{\sqrt{2}} & \cdot & -\frac{1}{\sqrt{2}} \end{pmatrix}.$$

The post-multiplication will affect the (2nd, 4th) and (6th, 8th) columns of the unitary \mathcal{U}_{Δ^H} as follows

$$\begin{aligned} C_2 &\mapsto \frac{C_2+C_4}{\sqrt{2}}, & C_4 &\mapsto \frac{C_2-C_4}{\sqrt{2}}; \\ C_6 &\mapsto \frac{C_6+C_8}{\sqrt{2}}, & C_8 &\mapsto \frac{C_6-C_8}{\sqrt{2}}. \end{aligned}$$

Any such alternate solution for the optimal unitary \mathcal{U}_{Δ^H} introduces more non-NUL entries than that in Eq. (21). Thereby, the one in Eq. (21) is the simplest among all other alternatives.

Although nothing can stop one to apply an arbitration on \mathcal{U}_{XY} at that stage by getting the factors of \mathcal{U}_{Δ^H} guided by Eq. (17) following painstaking calculations while completing a basis for the initial state $|\Delta^H\rangle_E$, we find it easier when we get an optimal unitary for the initial state $|00\rangle$. Because, for the later case, one can choose a basis for the orthogonal subspace to enforce \mathcal{W}_{Δ^H} to be the identity matrix, and \mathcal{U}_{XY} becomes same as \mathcal{U}_{Δ^H} . But to do so, we have to devise the methods to get an optimal unitary for a different IS using the knowledge of a given optimal unitary for some other IS.

TABLE I: An optimal unitary for each of the initial states $|00\rangle$, and $|\phi_{xy}^+\rangle = \frac{|00\rangle + |11\rangle}{\sqrt{2}}$ when Eve measures in four dimensional computational basis and Fuchs basis, respectively. Here \mathbb{O}_2 and $\vec{\mathbb{O}}_2$ are the two dimensional NULL matrix and NULL row-vector, respectively.

$$\begin{aligned}
 \mathcal{U}_{00}^C &= \begin{pmatrix} \sqrt{F_{xy}} \begin{bmatrix} \mathcal{D}_{uv}^+ & -\mathcal{D}_{uv}^- \\ \mathcal{D}_{uv}^- & \mathcal{D}_{uv}^+ \end{bmatrix} & \sqrt{D_{xy}} \begin{bmatrix} \mathcal{D}_{uv}^+ & -\mathcal{D}_{uv}^- \\ \mathcal{D}_{uv}^- & \mathcal{D}_{uv}^+ \end{bmatrix} & \mathbb{O}_2 & \mathbb{O}_2 \\ \mathbb{O}_2 & \mathbb{O}_2 & \sqrt{D_{xy}} \begin{bmatrix} \mathcal{D}_{uv}^- & \mathcal{D}_{uv}^+ \\ \mathcal{D}_{uv}^+ & -\mathcal{D}_{uv}^- \end{bmatrix} & -\sqrt{F_{xy}} \begin{bmatrix} \mathcal{D}_{uv}^- & \mathcal{D}_{uv}^+ \\ \mathcal{D}_{uv}^+ & -\mathcal{D}_{uv}^- \end{bmatrix} \\ \mathbb{O}_2 & \mathbb{O}_2 & \sqrt{F_{xy}} \begin{bmatrix} \mathcal{D}_{uv}^- & \mathcal{D}_{uv}^+ \\ \mathcal{D}_{uv}^+ & -\mathcal{D}_{uv}^- \end{bmatrix} & \sqrt{D_{xy}} \begin{bmatrix} \mathcal{D}_{uv}^- & \mathcal{D}_{uv}^+ \\ \mathcal{D}_{uv}^+ & -\mathcal{D}_{uv}^- \end{bmatrix} \\ \sqrt{D_{xy}} \begin{bmatrix} \mathcal{D}_{uv}^+ & -\mathcal{D}_{uv}^- \\ \mathcal{D}_{uv}^- & \mathcal{D}_{uv}^+ \end{bmatrix} & -\sqrt{F_{xy}} \begin{bmatrix} \mathcal{D}_{uv}^+ & -\mathcal{D}_{uv}^- \\ \mathcal{D}_{uv}^- & \mathcal{D}_{uv}^+ \end{bmatrix} & \mathbb{O}_2 & \mathbb{O}_2 \end{pmatrix} \\
 \mathcal{U}_{\phi^+}^F &= \begin{pmatrix} \mathcal{D}_{xy}(\mathcal{D}_{uv}^+ & -\mathcal{D}_{uv}^-) & \mathcal{D}_{xy}(-\mathcal{D}_{uv}^- & \mathcal{D}_{uv}^+) & \vec{\mathbb{O}}_2 & \vec{\mathbb{O}}_2 \\ \vec{\mathbb{O}}_2 & \vec{\mathbb{O}}_2 & -\mathcal{D}_{xy}(\mathcal{D}_{uv}^+ & -\mathcal{D}_{uv}^-) & \mathcal{D}_{xy}(-\mathcal{D}_{uv}^- & \mathcal{D}_{uv}^+) \\ \vec{\mathbb{O}}_2 & \vec{\mathbb{O}}_2 & -\mathcal{D}_{xy}(\mathcal{D}_{uv}^- & \mathcal{D}_{uv}^+) & \mathcal{D}_{xy}(\mathcal{D}_{uv}^+ & -\mathcal{D}_{uv}^-) \\ \mathcal{D}_{xy}(\mathcal{D}_{uv}^- & \mathcal{D}_{uv}^+) & \mathcal{D}_{xy}(\mathcal{D}_{uv}^+ & -\mathcal{D}_{uv}^-) & \vec{\mathbb{O}}_2 & \vec{\mathbb{O}}_2 \\ \vec{\mathbb{O}}_2 & \vec{\mathbb{O}}_2 & \mathcal{D}_{xy}(\mathcal{D}_{uv}^- & \mathcal{D}_{uv}^+) & \mathcal{D}_{xy}(\mathcal{D}_{uv}^+ & -\mathcal{D}_{uv}^-) \\ -\mathcal{D}_{xy}(\mathcal{D}_{uv}^- & \mathcal{D}_{uv}^+) & \mathcal{D}_{xy}(\mathcal{D}_{uv}^+ & -\mathcal{D}_{uv}^-) & \vec{\mathbb{O}}_2 & \vec{\mathbb{O}}_2 \\ -\mathcal{D}_{xy}(\mathcal{D}_{uv}^+ & -\mathcal{D}_{uv}^-) & \mathcal{D}_{xy}(-\mathcal{D}_{uv}^- & \mathcal{D}_{uv}^+) & \vec{\mathbb{O}}_2 & \vec{\mathbb{O}}_2 \\ \vec{\mathbb{O}}_2 & \vec{\mathbb{O}}_2 & \mathcal{D}_{xy}(\mathcal{D}_{uv}^+ & -\mathcal{D}_{uv}^-) & \mathcal{D}_{xy}(-\mathcal{D}_{uv}^- & \mathcal{D}_{uv}^+) \end{pmatrix}
 \end{aligned}$$

E. Finding an optimal unitary when Eve's initial state changes

If an unitary \mathcal{U}_e is known for some initial state $|e\rangle$, one can find an unitary \mathcal{U}_f for some other IS $|f\rangle$, just by knowing the local unitary T_{ef} that transforms $|e\rangle \mapsto |f\rangle$ [see Sec. V F for details]. Then, the change in the global unitary is reflected as

$$\mathcal{U}_f = \mathcal{U}_e \left(\mathbb{1}_2^A \otimes T_{ef}^{E\dagger} \right). \quad (22)$$

For instance, consider the task to find an optimal unitary for the initial state $|\Delta\rangle_E := |\Delta_{xy}\rangle_{E_1} |\Delta_{uv}\rangle_{E_2}$, which is a small tweak $T_{ef} = \mathbb{1}_2 \otimes \mathbb{H} : |\Delta^H\rangle_E \mapsto |\Delta\rangle_E$ of the earlier initial state $|\Delta^H\rangle_E$. Then, the global unitary is transformed as follows

$$\mathcal{U}_\Delta^C = \mathcal{U}_{\Delta^H}^C (\mathbb{1}_2^A \otimes \mathbb{1}_2^{E_1} \otimes \mathbb{H}^{E_2}).$$

The corresponding matrix is a tweak of the one in Eq. (21) while each inner sub-matrix $\mathbb{1}_2, \sigma_x$ gets post-multiplied by the Hadamard transformation \mathbb{H} .

It's now easy to get an optimal unitary for the IS $= |00\rangle_E$. A local unitary $T_{ef} = A_{xy}^{E_1} \otimes A_{uv}^{E_2}$ maps $|\Delta\rangle_E := |\Delta_{xy}\rangle_{E_1} |\Delta_{uv}\rangle_{E_2} \mapsto |00\rangle$ for the two-dimensional unitary $A_{uv} = \sqrt{1 - D_{uv}} \sigma_z + \sqrt{D_{uv}} \sigma_x$. The desired optimal unitary \mathcal{U}_{00}^C is given in Table I.

Now we can read the auxiliary basis states from the optimal unitary \mathcal{U}_{00} . The 2nd, 3rd, and 4th columns stand for the basis states $|X_1\rangle, |X_2\rangle, |X_3\rangle$ respectively, while the 6th, 7th and 8th columns stand for the basis

states $|Y_1\rangle, |Y_2\rangle, |Y_3\rangle$ respectively. Now, the basis completion method works well without much trial and error calculations. At that stage, one may try getting alternate solutions by applying arbitration on \mathcal{U}_{XY} .

Can these complete information of the basis states provide any advantage to find an optimal unitary for any other initial state? One can certainly come up with a solution, but a simpler form is again a far cry without a trial and error in choosing a proper position for the basis states in \mathcal{U}_{XY} and \mathcal{W}_{ψ_0} . For instance, one can try it for the IS $|\phi_{xy}^+\rangle := \frac{|00\rangle + |11\rangle}{\sqrt{2}}$ to realize the difficulty. We avoid it by following the indirect approach: knowing an optimal unitary for the IS $|00\rangle$, find an optimal unitary for the IS $|\phi_{xy}^+\rangle$. Note that, a local unitary $T_{ef} = c \cdot \sigma_x \cdot (\mathbb{H} \otimes \mathbb{1}_2) : |00\rangle \mapsto |\phi_{xy}^+\rangle$, which has the matrix form $\frac{1}{\sqrt{2}} \begin{bmatrix} \mathbb{1}_2 & \cdot \\ \cdot & \sigma_x \end{bmatrix} \begin{bmatrix} \mathbb{1}_2 & \mathbb{1}_2 \\ \mathbb{1}_2 & -\mathbb{1}_2 \end{bmatrix} = \frac{1}{\sqrt{2}} \begin{bmatrix} \mathbb{1}_2 & \mathbb{1}_2 \\ \sigma_x & -\sigma_x \end{bmatrix}$, can lead to an optimal global unitary $\mathcal{U}_{\phi^+}^C = \mathcal{U}_{00}^C \left(\mathbb{1}_2^A \otimes (T_{ef}^E)^\dagger \right)$.

One can now extend the methods employed here to get an optimal unitary for an arbitrarily chosen initial state. Further, one can use the directives in Subsec. IV D to obtain as many optimal unitary as one may wish for a chosen initial state.

F. Finding an optimal unitary when Eve's measurement setup changes.

Note, from the factorization in Eq. (17), that the joint unitary \mathcal{U} depends on two parameters: the initial state \mathbf{IS} of Eve's ancilla, and Eve's measurement setup $\mathbf{M} \equiv \mathbf{M}_{xy}$. It is so because, the factors of the unitary \mathcal{W}_{ψ_0} and \mathcal{U}_{XY} depends on IS and \mathbf{M} , respectively. However, $\mathcal{U} = \mathcal{U}_{\mathbf{IS}}^{\mathbf{M}}$ represent an infinite collection of unitaries.

So far we have explored the zoo of optimal unitaries when Eve measures in the computational basis. Now, we augment the hunting when a different measurement basis is used by Eve. Let's consider a different measurement basis $\{|E_\lambda\rangle\}$ which is a unitary transformation $|E_\lambda\rangle = \mathbf{M}_{xy}|\lambda\rangle$ of the computational basis chosen earlier. Then, the following retrospective effects could be observed on the optimal IVs, the optimal PIJSs, and the optimal global unitary.

1. The optimal IVs of Eve are changed as follows:

$$|\mathbf{IV}_{xy}^\star\rangle^{\mathbf{M}} = \mathbf{M}_{xy}|\mathbf{IV}_{xy}^\star\rangle^{\mathbf{C}}. \quad (23)$$

2. The optimal PIJSs are transformed as follows:

$$|S_a\rangle^{\mathbf{M}} = (\mathbb{1}_2 \otimes \mathbf{M}_{xy})|S_a\rangle^{\mathbf{C}}, \quad a = x, y. \quad (24)$$

3. The global unitary gets tweaked as follows:

$$\mathcal{U}^{\mathbf{M}} = (\mathbb{1}_2 \otimes \mathbf{M}_{xy}) \mathcal{U}^{\mathbf{C}}. \quad (25)$$

The first two claims are straight-forward, while the last claim is proved in Sec. V.

To illustrate, consider the problem of finding an optimal unitary when Eve measures in Fuchs basis and chooses the IS as $|\phi_{xy}^+\rangle$. The optimal PIJSs, which are already enlisted in Sec. IV A, can also be found by the rule $|X\rangle^{\mathcal{F}} = (\mathbb{1}_2 \otimes \mathbf{M}_{xy})|X\rangle^{\mathbf{C}}$, where $\mathbf{M}_{xy} = [|00\rangle, |11\rangle, |10\rangle, |01\rangle]$. To get an optimal unitary in the Fuchs basis, we exploit the already known structure of an optimal unitary $\mathcal{U}_{\phi^+}^{\mathbf{C}}$ which works on the same IS, but measures in computational basis. The transformation rule 25 leads to the optimal unitary $\mathcal{U}_{\phi^+}^{\mathcal{F}}$ as given in Table I.

V. PROOFS AND CALCULATIONS

A. Interrelation between optimal POVMs

Since the conjugate relation for the encoding bases inherits to the PIJSs, the IVs in each of the encoding bases gets interrelated as follows.

$$\begin{aligned} 2\sqrt{F_{uv}}|\xi_u\rangle &= \sqrt{F_{xy}}(|\xi_x\rangle + |\xi_y\rangle) + \sqrt{D_{xy}}(|\zeta_x\rangle + |\zeta_y\rangle), \\ 2\sqrt{F_{uv}}|\xi_v\rangle &= \sqrt{F_{xy}}(|\xi_x\rangle + |\xi_y\rangle) - \sqrt{D_{xy}}(|\zeta_x\rangle + |\zeta_y\rangle), \\ 2\sqrt{D_{uv}}|\zeta_u\rangle &= \sqrt{F_{xy}}(|\xi_x\rangle - |\xi_y\rangle) + \sqrt{D_{xy}}(|\zeta_y\rangle - |\zeta_x\rangle), \\ 2\sqrt{D_{uv}}|\zeta_v\rangle &= \sqrt{F_{xy}}(|\xi_x\rangle - |\xi_y\rangle) - \sqrt{D_{xy}}(|\zeta_y\rangle - |\zeta_x\rangle). \end{aligned} \quad (26)$$

The sum and difference between the fidelity states (and similarly for the disturbed states) in uv basis are written in terms of the Eve's states in xy basis.

$$\sqrt{F_{uv}}(|\xi_u\rangle + |\xi_v\rangle) = \sqrt{F_{xy}}(|\xi_x\rangle + |\xi_y\rangle), \quad (27.F+)$$

$$\sqrt{F_{uv}}(|\xi_u\rangle - |\xi_v\rangle) = \sqrt{D_{xy}}(|\zeta_x\rangle + |\zeta_y\rangle), \quad (27.F-)$$

$$\sqrt{D_{uv}}(|\zeta_u\rangle + |\zeta_v\rangle) = \sqrt{F_{xy}}(|\xi_x\rangle - |\xi_y\rangle), \quad (27.D+)$$

$$\sqrt{D_{uv}}(|\zeta_u\rangle - |\zeta_v\rangle) = \sqrt{D_{xy}}(|\zeta_y\rangle - |\zeta_x\rangle). \quad (27.D-)$$

Now, we use the optimal IVs for xy and uv basis as in Eqs. (3, 5) to find the sum and difference of the parity IVs (disturbed or undisturbed) and feed them back into Eq. (27) to get the following relations:

$$\begin{aligned} |F_0\rangle + |F_1\rangle &= |E_0\rangle + |E_1\rangle, \quad |F_2\rangle + |F_3\rangle = |E_0\rangle - |E_1\rangle, \\ |F_0\rangle - |F_1\rangle &= |E_2\rangle + |E_3\rangle, \quad |F_2\rangle - |F_3\rangle = |E_3\rangle - |E_2\rangle. \end{aligned}$$

Getting the relation between the optimal measurement directions in Eq. (6) is now obvious.

B. Proving the necessary and sufficient conditions

Here we prove Thm. 1. The following relations involving the amplitudes \mathcal{D}_{uv}^+ and \mathcal{D}_{uv}^- defined in Eq. (4) are heavily used in the derivations here.

$$\begin{aligned} (\mathcal{D}_{uv}^+)^2 - (\mathcal{D}_{uv}^-)^2 &= 2\sqrt{D_{uv}(1-D_{uv})}, \quad (\mathcal{D}_{uv}^+)^2 + (\mathcal{D}_{uv}^-)^2 = 1, \\ 2\mathcal{D}_{uv}^+ \mathcal{D}_{uv}^- &= 1 - 2D_{uv}. \end{aligned}$$

Proof of the iff condition 1 of Thm. 1. The catch here is to unfold the states in Eq. (8) for the projectors E_λ while using the Schmidt form of the PIJSs, and use them in Eq. (9). In Eq. (8), for $a = u$,

$$\begin{aligned} |U_{\lambda^0 u}\rangle &= B_u \otimes E_\lambda |U\rangle \\ &= \sqrt{1-D_{uv}} \langle E_\lambda | \xi_u \rangle (|u\rangle |E_\lambda\rangle), \\ |V_{\lambda^0 u}\rangle &= B_u \otimes E_\lambda |V\rangle \\ &= \sqrt{D_{uv}} \langle E_\lambda | \zeta_v \rangle (|u\rangle |E_\lambda\rangle). \end{aligned}$$

Feeding them back into Eq. (9.u) leads to the first of the equations (10). The other relation can similarly be derived from the iff condition (9.v) while using the Schmidt form of the PIJSs and unfolding the states in Eq. (8) for $a = v$. ■

Proof of the iff condition 2 of Thm. 1. The iff conditions in Eq. (10) can be grouped as follows:

$$\langle E_\lambda | (|\xi_u\rangle \pm |\xi_v\rangle) = \varepsilon_\lambda^0 \langle E_\lambda | (|\zeta_v\rangle \pm |\zeta_u\rangle).$$

Now, we look back to the interrelations between the IVs in xy and uv basis, viz., use Eqs. (27.F+, 27.D+). Taking the inner product of the IVs in each of these equations with the measurement direction $|E_\lambda\rangle$, and then taking the ratio of the like sides, we get,

$$\frac{\langle E_\lambda | \xi_x \rangle + \langle E_\lambda | \xi_y \rangle}{\langle E_\lambda | \xi_x \rangle - \langle E_\lambda | \xi_y \rangle} = \frac{\sqrt{F_{uv}} \langle E_\lambda | \xi_u \rangle + \langle E_\lambda | \xi_v \rangle}{\sqrt{D_{uv}} \langle E_\lambda | \zeta_u \rangle + \langle E_\lambda | \zeta_v \rangle} = \frac{\sqrt{F_{uv}}}{\sqrt{D_{uv}}} \varepsilon_\lambda^0.$$

By componendo and dividendo, we get,

$$\frac{\langle E_\lambda | \xi_x \rangle}{\langle E_\lambda | \xi_y \rangle} = \frac{\mathcal{D}_{uv}^{(+\varepsilon_\lambda^0)}}{\mathcal{D}_{uv}^{(-\varepsilon_\lambda^0)}} = \left(\frac{\mathcal{D}_{uv}}{\overline{\mathcal{D}_{uv}}} \right)^{\varepsilon_\lambda^0}.$$

We used here the improvised notation of Eq. (13). The ratio $\mathcal{D}_{uv}^{(+\varepsilon_\lambda^0)}/\mathcal{D}_{uv}^{(-\varepsilon_\lambda^0)}$ becomes $\mathcal{D}_{uv}/\overline{\mathcal{D}_{uv}}$ or its inverse depending on whether the sign ε_λ^0 of the eigenvalue assumes +1 or -1, respectively.

Similarly, to establish the other ratio $\langle E_\lambda | \zeta_x \rangle / \langle E_\lambda | \zeta_y \rangle$ of Eq. (12), we consider Eqs. (27.F-, 27.D-) and follow the same procedure as above. ■

Proof of the iff condition 3 of Thm. 1. The proof follows from the iff condition 2, viz., Eq. (12). The overlaps in the ratio $\langle E_\lambda | \xi_x \rangle / \langle E_\lambda | \xi_y \rangle$ can be unfolded using some (complex) constant of proportion $r_{\lambda,\xi}$ as follows.

$$\langle E_\lambda | \xi_x \rangle = r_{\lambda,\xi} \mathcal{D}_{uv}^{(+\varepsilon_\lambda^0)}, \quad \langle E_\lambda | \xi_y \rangle = r_{\lambda,\xi} \mathcal{D}_{uv}^{(-\varepsilon_\lambda^0)}.$$

Note that, these overlaps constitute the components of the fidelity states when expressed in the eigenbasis $\{|E_\lambda\rangle\}$.

Similarly, in the ratio $\langle E_\lambda | \zeta_x \rangle / \langle E_\lambda | \zeta_y \rangle$, the overlaps can be written, for some complex number $r_{\lambda,\zeta}$, in the following way.

$$\langle E_\lambda | \zeta_x \rangle = r_{\lambda,\zeta} \mathcal{D}_{uv}^{(+\varepsilon_\lambda^0)}, \quad \langle E_\lambda | \zeta_y \rangle = r_{\lambda,\zeta} \mathcal{D}_{uv}^{(-\varepsilon_\lambda^0)}.$$

These are the components of the disturbed states when expressed in the eigenbasis $\{|E_\lambda\rangle\}$.

Then we can write down the IVs with respect to the eigenbasis $\{|E_\lambda\rangle\}$ as follows.

$$\begin{aligned} |\xi_x\rangle &= \sum_\lambda r_{\lambda,\xi} \mathcal{D}_{uv}^{(+\varepsilon_\lambda^0)} |E_\lambda\rangle, \\ |\xi_y\rangle &= \sum_\lambda r_{\lambda,\xi} \mathcal{D}_{uv}^{(-\varepsilon_\lambda^0)} |E_\lambda\rangle, \\ |\zeta_x\rangle &= \sum_\lambda r_{\lambda,\zeta} \mathcal{D}_{uv}^{(+\varepsilon_\lambda^0)} |E_\lambda\rangle, \\ |\zeta_y\rangle &= \sum_\lambda r_{\lambda,\zeta} \mathcal{D}_{uv}^{(-\varepsilon_\lambda^0)} |E_\lambda\rangle. \end{aligned}$$

But, we observe that, $\mathcal{D}_{uv}^{(+\varepsilon_\lambda^0)} = \mathcal{D}_{uv}^+, \mathcal{D}_{uv}^-$ for $\varepsilon_\lambda^0 = +1, -1$ respectively. Similarly, $\mathcal{D}_{uv}^{(-\varepsilon_\lambda^0)} = \mathcal{D}_{uv}^-, \mathcal{D}_{uv}^+$ for $\varepsilon_\lambda^0 = +1, -1$ respectively. Thereby, in the expression of the IVs, we can group the basis vectors $|E_\lambda\rangle$ according to the sign of the measurement outcome. For instance, each of the fidelity states get two groups: $|E_{\lambda\xi}^\pm\rangle$ groups the measurement directions for \pm ve outcomes. Similarly, the two groups for the disturbed states correspond to $|E_{\lambda\zeta}^\pm\rangle$. The following equation captures the grouping:

$$\begin{aligned} |E_{\lambda\xi}^\pm\rangle &:= \sum_{\lambda: \pm \text{ve outcomes}} r_{\lambda,\xi} |E_\lambda\rangle, \\ |E_{\lambda\zeta}^\pm\rangle &:= \sum_{\lambda: \pm \text{ve outcomes}} r_{\lambda,\zeta} |E_\lambda\rangle. \end{aligned}$$

With these grouping, the IVs can be described as in Eq. (14). That the vectors $\{|E_{\lambda\xi}^+\rangle, |E_{\lambda\xi}^-\rangle, |E_{\lambda\zeta}^+\rangle, |E_{\lambda\zeta}^-\rangle\}$ form an orthonormal basis, can be argued as follows. As defined, the states in $E_\lambda^+ := \{|E_{\lambda\xi}^+\rangle, |E_{\lambda\zeta}^+\rangle\}$ are mutually orthogonal to the states in $E_\lambda^- := \{|E_{\lambda\xi}^-\rangle, |E_{\lambda\zeta}^-\rangle\}$. Then, the normalization constraint on the fidelity (or disturbed) states together induces the normalization constraint on the states in E_λ^+ (or E_λ^-). Moreover, the orthogonality between the fidelity states and the disturbed states inherits the orthogonality within the states in E_λ^+ as well the orthogonality within the states in E_λ^- .

The last but not the least is the fact that each of the states $\{|E_{\lambda\xi}^+\rangle, |E_{\lambda\xi}^-\rangle, |E_{\lambda\zeta}^+\rangle, |E_{\lambda\zeta}^-\rangle\}$ can be expressed in terms of exactly two of the measurement directions $\{|E_\lambda\rangle\}$. It is so because, the sign of the measurement outcomes are evenly distributed for an optimal interaction: two +ve outcomes, and two -ve outcomes. Had it not been this way, then, w.l.o.g, let's assume the possibility for only one +ve outcome. Then, each of the states $|E_{\lambda\xi}^+\rangle, |E_{\lambda\zeta}^+\rangle$ should have only one of the measurement directions $|E_\lambda\rangle$ in their description. While the normalization constraint on these states indicate the coefficients $r_{\lambda,\xi}, r_{\lambda,\zeta}$ to be unimodular, their mutual orthogonality enforces one of these coefficients to be zero, leading to a contradiction. ■

Proof of Corollary 1 of Thm. 1. The proof follows from condition 1 of the same theorem and Lem. 1.

Clearly, an equality of the overlaps in Eq. 1 lead to the desired result (11). To establish this equality, we consider the iff conditions (10), but for optimality in uv basis, viz.

$$\begin{aligned} \langle F_\lambda | \xi_x \rangle &= \varepsilon_\lambda^1 \langle F_\lambda | \zeta_y \rangle, \\ \langle F_\lambda | \xi_y \rangle &= \varepsilon_\lambda^1 \langle F_\lambda | \zeta_x \rangle. \end{aligned}$$

Multiplying the like sides of these two equations and adding over the measurement outcomes λ in uv basis, we get,

$$\sum_\lambda \langle \xi_x | F_\lambda \rangle \langle F_\lambda | \xi_y \rangle = \sum_\lambda \langle \zeta_x | F_\lambda \rangle \langle F_\lambda | \zeta_y \rangle.$$

Since the projectors F_λ consist a POVM, their completeness relation leads to the equality between the two overlaps $\langle \xi_x | \xi_y \rangle$ and $\langle \zeta_x | \zeta_y \rangle$, and consequently the desired result follows from Lem. 1. ■

C. The two representations of the optimal IVs are unitarily equivalent

To establish the equivalence of the optimal IV_{xy} in Eq. (3) and those in Eq. (14) we make a matrix-vector representation of the IVs. We introduce a few notations for that in Table II. Here, OLD denotes IVs in Eq. (3) and NEW denotes IVs in Eq. (14). Those optimal IVs can be expressed in matrix-vector form as follows:

$$\begin{aligned} (\mathbf{a}_{xy}^*)^{\text{OLD}} &= \mathbf{M}_{xy}^{\text{OLD}} \mathbb{D}_{uv}, \\ (\mathbf{a}_{xy}^*)^{\text{NEW}} &= \mathbf{M}_{xy}^{\text{NEW}} \mathbb{D}_{uv}. \end{aligned}$$

TABLE II: Notations: matrix-vector form of optimal IV

$$\begin{aligned}
\mathbf{a}_{xy} &:= (|\xi_x\rangle, |\xi_y\rangle, |\zeta_x\rangle, |\zeta_y\rangle), \\
\mathbf{M}_{xy}^{\text{NEW}} &\equiv \mathbf{M}_{\xi,\xi,\zeta,\zeta}^{+-+-} := (|E_{\lambda\xi}^+\rangle, |E_{\lambda\xi}^-\rangle, |E_{\lambda\zeta}^+\rangle, |E_{\lambda\zeta}^-\rangle), \\
&\quad \mathbf{M}_{\xi,\zeta,\xi,\zeta}^{++--} := (|E_{\lambda\xi}^+\rangle, |E_{\lambda\zeta}^+\rangle, |E_{\lambda\xi}^-\rangle, |E_{\lambda\zeta}^-\rangle), \\
&\quad \mathbf{M}_{0,2,1,3}^{++--} := (|E_0^+\rangle, |E_2^+\rangle, |E_1^-\rangle, |E_3^-\rangle), \\
\mathbf{M}_{xy}^{\text{OLD}} &\equiv \mathbf{M}_{0,1,2,3}^{+-+-} := (|E_0^+\rangle, |E_1^-\rangle, |E_2^+\rangle, |E_3^-\rangle), \\
&\quad \mathbb{D}_{uv} := \mathbb{1}_2 \otimes (\mathcal{D}_{uv}^+ \mathbb{1}_2 + \mathcal{D}_{uv}^- \sigma_x).
\end{aligned}$$

To establish the equivalence, it's enough to show that $\mathbf{M}_{xy}^{\text{NEW}}$ is unitarily equivalent to $\mathbf{M}_{xy}^{\text{OLD}}$. The intermediate transformations are as follows:

$$\begin{array}{c} \mathbf{M}_{xy}^{\text{OLD}} \\ \parallel \\ \mathbf{M}_{0,1,2,3}^{+-+-} \end{array} \xrightarrow{S_w} \mathbf{M}_{0,2,1,3}^{+-+-} \xrightarrow{\mathbf{R}} \mathbf{M}_{\xi,\zeta,\xi,\zeta}^{+-+-} \xrightarrow{S_w} \begin{array}{c} \mathbf{M}_{xy}^{\text{NEW}} \\ \parallel \\ \mathbf{M}_{\xi,\xi,\zeta,\zeta}^{+-+-} \end{array}$$

All the three maps are post-multiplication to transform the column-space, e.g., $\mathbf{M}_{0,2,1,3}^{+-+-} = \mathbf{M}_{0,1,2,3}^{+-+-} S_w$ etc. The swap operation

$$S_w := \begin{bmatrix} 1 & 0 & 0 & 0 \\ 0 & 0 & 1 & 0 \\ 0 & 1 & 0 & 0 \\ 0 & 0 & 0 & 1 \end{bmatrix}$$

corresponds to the permutation Π_{1324} .

The unitary $\mathbf{R} := \text{diag}(\mathbf{R}^+, \mathbf{R}^-)$ works on the measurement directions in order to affect unitarily the two subspaces, one for positive outcomes and the other for negative outcomes. To be specific, the measurement directions $\{|E_0^\pm\rangle, |E_2^\pm\rangle\}$ go through an unitary transformation \mathbf{R}^\pm in that subspace.

Therefore, we get the following interrelation between the POVMs associated with the NEW and OLD optimal IVs.

$$\mathbf{M}_{xy}^{\text{NEW}} = \mathbf{M}_{xy}^{\text{OLD}} S_w \mathbf{R} S_w.$$

Hence the equivalence follows.

D. Getting an optimal unitary for some initial state when Eve measures in the computational basis

First, we find the optimal IVs and the optimal PIJSs as Eve measures in computational basis.

Her optimal IVs can be expressed as follows:

$$\begin{aligned}
|\xi_x^*\rangle^C &= |0\rangle_{E_1} |\Delta_{uv}^H\rangle_{E_2}, & |\xi_y^*\rangle^C &= (\mathbb{1}_2^{E_1} \otimes \sigma_x^{E_2}) |\xi_x^*\rangle^C, \\
|\zeta_x^*\rangle^C &= |1\rangle_{E_1} |\Delta_{uv}^H\rangle_{E_2}, & |\zeta_y^*\rangle^C &= (\mathbb{1}_2^{E_1} \otimes \sigma_x^{E_2}) |\zeta_x^*\rangle^C.
\end{aligned}$$

Here the state $|\Delta_{uv}^H\rangle$ is as defined in Eq. (20).

Therefore, the optimal PIJS $_{xy}^{AE}$ can be expressed as follows

$$\begin{aligned}
|X^*\rangle^C &= |\Phi_{D_{xy}}^+\rangle_{AE_1} |\Delta_{uv}^H\rangle_{E_2}, \\
|Y^*\rangle^C &= |\Psi_{D_{xy}}^+\rangle_{AE_1} \otimes \sigma_x^{E_2} |\Delta_{uv}^H\rangle_{E_2}.
\end{aligned}$$

where

$$\begin{aligned}
|\Phi_{D_{xy}}^+\rangle_{AE_1} &= \sqrt{1-D_{xy}} |00\rangle_{AE_1} + \sqrt{D_{xy}} |11\rangle_{AE_1}, \\
|\Psi_{D_{xy}}^+\rangle_{AE_1} &= \sqrt{1-D_{xy}} |10\rangle_{AE_1} + \sqrt{D_{xy}} |01\rangle_{AE_1}.
\end{aligned}$$

To get an optimal unitary, we need to rewrite the PIJSs in matrix-vector form. First, note that the entangled states from the subsystem AE_1 can be expressed in matrix-vector form as follows

$$\begin{aligned}
|\Phi_{D_{xy}}^+\rangle_{AE_1} &= W_x^{AE_1} |\Delta_{xy}\rangle_{E_1}, \\
|\Psi_{D_{xy}}^+\rangle_{AE_1} &= W_y^{AE_1} |\Delta_{xy}\rangle_{E_1},
\end{aligned}$$

with the 4×2 matrices

$$\begin{aligned}
\mathbf{W}_x^{AE_1} &= |00\rangle_{AE_1} \langle 0_{E_1}| + |11\rangle_{AE_1} \langle 1_{E_1}|, \\
\mathbf{W}_y^{AE_1} &= |10\rangle_{AE_1} \langle 0_{E_1}| + |01\rangle_{AE_1} \langle 1_{E_1}|.
\end{aligned}$$

Thereby, the optimal PIJS $_{xy}^{AE}$ can be expressed in matrix-vector form as follows:

$$\begin{aligned}
|X^*\rangle^C &= \mathcal{U}_x^{AE} |\Delta_{xy}\rangle_{E_1} |\Delta_{uv}^H\rangle_{E_2}, \\
|Y^*\rangle^C &= \mathcal{U}_y^{AE} |\Delta_{xy}\rangle_{E_1} |\Delta_{uv}^H\rangle_{E_2},
\end{aligned}$$

with the 8×4 matrices

$$\mathcal{U}_x^{AE} = W_x^{AE_1} \otimes \mathbb{1}_2^{E_2}, \quad \mathcal{U}_y^{AE} = W_y^{AE_1} \otimes \sigma_x^{E_2}.$$

Then, for an initial state

$$|\Delta^H\rangle_E := |\Delta_{xy}\rangle_{E_1} |\Delta_{uv}^H\rangle_{E_2},$$

an optimal unitary can be given as

$$\begin{aligned}
\mathcal{U}_{\Delta^H}^{AE} &= \mathcal{U}_x^{AE} \langle 0|_A + \mathcal{U}_y^{AE} \langle 1|_A \\
&= W_x^{AE_1} \langle 0|_A \otimes \mathbb{1}_2^{E_2} + W_y^{AE_1} \langle 1|_A \otimes \sigma_x^{E_2} \\
&= (|00\rangle_{AE_1} \langle 00| + |11\rangle_{AE_1} \langle 01|) \otimes \mathbb{1}_2^{E_2} \\
&\quad + (|10\rangle_{AE_1} \langle 10| + |01\rangle_{AE_1} \langle 11|) \otimes \sigma_x^{E_2}.
\end{aligned}$$

E. Factorization of an optimal unitary

The optimal unitary in Eq. (16) can be factored in the following way

$$\begin{aligned}
\mathcal{U}_{\psi_0} &= \sum_{a=0}^1 \sum_{i=0}^3 |S_a\rangle \langle a_A| \langle \psi_i|_E \\
&= \sum_{a=0}^1 \sum_{i=0}^3 |S_a\rangle \langle a_A| \langle i|_E |i\rangle \langle \psi_i|_E \\
&= \sum_{a=0}^1 \sum_{i=0}^3 |S_a\rangle \langle a_A| \langle i_E| \times \sum_{i=0}^3 \mathbb{1}_2 \otimes |i\rangle_E \langle \psi_i|.
\end{aligned}$$

F. Change in initial state and measurement direction of Eve

The global unitary evolves the joint system as follows:

$$\mathcal{U}_{\mathbf{IS}=e}^{\mathbf{M}} |a\rangle_A |e\rangle_E = |S_a\rangle_{AE}^{\mathbf{M}}.$$

For $a \in \{x, y\}$, the PIJSs $S_a \in \{X, Y\}$ gets fixed by fixing the measurement directions \mathbf{M} . However, the same PIJS $|S\rangle_{AE}^{\mathbf{M}}$ can be produced for a different \mathbf{IS} and a different unitary:

$$\mathcal{U}_{\mathbf{IS}=f}^{\mathbf{M}} |a\rangle_A |f\rangle_E = |S_a\rangle_{AE}^{\mathbf{M}}.$$

Given an unitary $\mathcal{U}_{\mathbf{IS}=e}^{\mathbf{M}}$, one can find an unitary $\mathcal{U}_{\mathbf{IS}=f}^{\mathbf{M}}$ by knowing the local unitary that transforms $|e\rangle \rightarrow |f\rangle$.

Deriving Eq. (22): Since $|f\rangle = T_{ef}|e\rangle$, we get

$$\begin{aligned} \mathcal{U}_f |a\rangle_A |f\rangle_E &= |S_a\rangle_{AE} = \mathcal{U}_e |a\rangle_A |e\rangle_E \\ &= \mathcal{U}_e |a\rangle_A \otimes T_{ef}^\dagger |f\rangle_E \\ &= \mathcal{U}_e \left(\mathbb{1}_2^A \otimes T_{ef}^{E\dagger} \right) |a\rangle_A |f\rangle_E. \end{aligned}$$

Deriving Eq. (25):

$$\begin{aligned} \mathcal{U}^{\mathbf{M}} |0\rangle_A |\psi_0\rangle_E &= |X\rangle^{\mathbf{M}} = (\mathbb{1}_2 \otimes \mathbf{M}_{xy}) |X\rangle^C \\ &= (\mathbb{1}_2 \otimes \mathbf{M}_{xy}) \mathcal{U}^C |0\rangle_A |\psi_0\rangle_E. \end{aligned}$$

G. Optimal eavesdropping and some connections

1. Fidelity of Eve's state discrimination

An optimal attack on the $p\&m$ scheme leaves Eve with an optimal state-discriminate problem. For a specific encoding basis, the four different post-interaction states of Eve's ancilla can be grouped into two mutually orthogonal sets: one with the two fidelity states, and the other with the two disturbed states. Since Eve can discriminate these orthogonal sets (whether disturbed or not), all she is left with is to distinguish the two states in a set, e.g., distinguishing $|\xi_a\rangle$ from $|\xi_{\bar{a}}\rangle$, or, distinguishing $|\zeta_a\rangle$ from $|\zeta_{\bar{a}}\rangle$. Following the optimal strategy, Eve can distinguish the two such parity states (fidelity or disturbed) with probability [12]

$$\begin{aligned} F_E^\beta &= \frac{1}{2} + \frac{1}{2} \sqrt{1 - |\langle \xi_a^\beta | \xi_{\bar{a}}^\beta \rangle|^2} \\ &= \frac{1}{2} + \frac{1}{2} \sqrt{1 - (1 - 2D_{\bar{\beta}})^2} \\ &= \frac{1}{2} + \sqrt{D_{\bar{\beta}}(1 - D_{\bar{\beta}})}. \end{aligned}$$

2. Secret-key rate

The *secrecy capacity* C_s of the quantum channel between Alice and Bob is defined [7] as the maximum rate at which Alice can reliably send information to Bob leaving Eve's information on that data arbitrarily small. A

necessary and sufficient condition for a positive secret-key rate is not known, but a lower bound is known [7]. For a more general scenario, considering the knowledge gain of Eve over Bob's data (I_{BE}) due to public discussion over the supplementary classical channel, one can lower bound the secrecy capacity [8] by the following formula

$$C_s \geq \max\{I_{AB} - I_{AE}, I_{AB} - I_{EB}\}.$$

Thus the legitimate parties should consider the channel unsafe and abort the transmission whenever

$$I_{AB} \leq \min\{I_{AE}, I_{EB}\}.$$

On the other hand, the legitimate parties can establish a secret key following some one-way CPP, *iff* $I_{AB} > I_{AE}$ or $I_{AB} > I_{EB}$. For an optimal symmetric attack, $I_{AE} = I_{EB}$. Therefore, Alice and Bob lives in the *secure zone* whenever $I_{AB} > I_{AE}$. The difference $I_{AB} - I_{AE}$, that captures the *secret-key rate*, remains same during the error correction and privacy amplification. Thus, the condition transcends in order to establish a shared secret between the two legitimate parties.

3. Optimal state-discrimination vs Bell-violation

The $p\&m$ scheme has its equivalent *eb* counterpart where Alice prepares a maximally entangled state $\frac{|aa\rangle + |\bar{a}\bar{a}\rangle}{\sqrt{2}}$ and send one of the particles to Bob. Both the parties measure the observables σ_z, σ_x , chosen randomly.

The security of the *eb* scheme is linked to the tests of quantum nonlocality [2]. Presence of non-locality is a certificate for OW-CPP. The degree of non-locality depends on the estimated value of the CHSH polynomial for which the legitimate parties sacrifice a subset of their particles. Alice measures one of the observables σ_z, σ_x chosen randomly, while Bob measures one of the observables $\frac{\sigma_z + \sigma_x}{\sqrt{2}}, \frac{\sigma_z - \sigma_x}{\sqrt{2}}$ chosen randomly. The binary measurement outcomes $a_i, b_j \in \{-1, +1\}$ are used to estimate the CHSH correlation-coefficient which in turn is the expected value of the product of the outcomes.

$$S := E(a_1, b_1) + E(a_1, b_2) + E(a_2, b_1) - E(a_2, b_2).$$

Due to some channel error D , each of the correlations $E(a_i, b_j|D)$ get reduced from its error-free counterpart $E(a_i, b_j)$ by a factor of $1 - 2D$:

$$\begin{aligned} E(a_i, b_j|D) &= F \cdot E(a_i, b_j) - D \cdot E(a_i, b_j) \\ &= (1 - 2D) \cdot E(a_i, b_j). \end{aligned}$$

Consequently, $S_D = (1 - 2D)S_0$.

The CHSH inequality forbids the correlation coefficient S to exceed 2 for *local operations and classical communication* (LOCC). However, for an error-free quantum channel, this inequality is violated and the correlation amount reaches the maximum of $2\sqrt{2}$. Then, in a quantum channel with error D , the maximum amount of violation becomes $S_D^* = (1 - 2D)2\sqrt{2}$. In order to maintain quantum non-locality, this reduced sum must exceed 2, which happens precisely for $D < D^*$ as in Eq. (7).

4. Optimal attack contracts the Bloch vectors

The state $|a\rangle^\beta$ of a two-level quantum system (qubit) corresponds to a Bloch vector \vec{a}_β on the surface of the Poincaré sphere. Alice's density operator $\rho_A = |a\rangle^\beta\langle a|$ is a convex combination $\frac{1}{2}(\mathbb{1} + \vec{a}_\beta \cdot \vec{\sigma})$ of the Pauli operators. For the BB84 protocol, the states in the Z and the X bases correspond to the Bloch vectors $(0, 0, \pm 1)$ and $(\pm 1, 0, 0)$, respectively. Therefore, Alice sends the density operators $\frac{1}{2}(\mathbb{1} \pm \sigma_s)$ (for, $s \in \{z, x\}$) to Bob. But, due to eavesdropping, Bob receives the density

$$\begin{aligned}\rho_B &= F|a\rangle^\beta\langle a| + D|\bar{a}\rangle^\beta\langle \bar{a}| \\ &= F \cdot \frac{1}{2}(\mathbb{1} + \vec{a}_\beta \cdot \vec{\sigma}) + D \cdot \frac{1}{2}(\mathbb{1} - \vec{a}_\beta \cdot \vec{\sigma}) \\ &= \frac{1}{2}(\mathbb{1} + (F - D)\vec{a}_\beta \cdot \vec{\sigma})\end{aligned}$$

While Alice sends the density $\frac{1}{2}(\mathbb{1} + \vec{a} \cdot \vec{\sigma})$, Bob receives $\frac{1}{2}(\mathbb{1} + \eta_D \vec{a} \cdot \vec{\sigma})$ with $\eta_D = 1 - 2D$. To be specific, the density operators $\frac{1}{2}(\mathbb{1} \pm \sigma_s)$ (for, $s \in \{z, x\}$) from Alice get perturbed to $\frac{1}{2}(\mathbb{1} \pm \eta_D \sigma_s)$ when it reaches Bob. Thus, eavesdropping shrinks the Bloch vectors by a factor of $\eta_D = 1 - 2D$.

VI. CONCLUSION

We have characterized the optimal attacks on BB84 protocol exhaustively, where an attacker entangles a four dimensional probe per transmitted qubit. We have considered the generalized asymmetric error rates across the two MUBs in order to uncover all possible choices for an attacker, while a symmetric attack automatically becomes a special case. A necessary and sufficient condition is derived here to testify the optimality of an inter-

action performed by an eavesdropper. As it unveils, an optimal attack corresponds to a specific configuration of the attacker's post-interaction states: that the overlap between the two disturbed states are same as the overlap between the two undisturbed states and is equal to the difference between the fidelity and the disturbance at the receiving end. Interestingly enough, the optimal overlap is same as the reduction in Bell violation in the equivalent entanglement-based scheme. We have shown explicitly that the optimal states of the joint system can also be obtained by an optimal phase-covariant cloning mechanism, and vice versa.

For practical purposes, all an eavesdropper requires is the optimal unitary to evolve the joint system and the corresponding measurement that she must perform to glean the optimal information. We have developed the methods to characterize the optimal unitaries and demonstrated via examples. Our method could figure out the simplest one out of the infinite family of optimal unitaries in a most natural fashion. A salient feature of an optimal unitary, as we have noticed here is that, it first transforms Eve's initial state to $|00\rangle$, and then creates the required entanglement between this transformed state with Alice's qubit. For that particular IS ($|00\rangle$), one can read off the auxiliary basis states spanning the eight dimensional subspace orthonormal to the optimal PIJSs, directly from an optimal unitary, and vice versa. As an optimal unitary is parameterized by the error-rate, an attacker may first fix the QBER she wishes to introduce and choose an optimal unitary (not unique) for a specific choice of her measurement and the IS. An attacker would like to choose such unitaries which, if feasible, is easier to design than its siblings. As a further work, an interested reader may explore the design of the optimal unitaries in terms of universal quantum gates.

-
- [1] C. H. Bennett and G. Brassard, in *Proceedings of the IEEE International Conference on Computers, Systems, and Signal Processing, Bangalore, India, December 9-12, 1984* (IEEE-1984), Vol. 1, pp. 175–179.
 - [2] C. A. Fuchs, N. Gisin, R. B. Griffiths, C. S. Niu, and A. Peres, *Phys. Rev. A* **56**, 1163 (1997).
 - [3] C. A. Fuchs, in *Proceedings of the Fourth Workshop on Physics and Computation, Boston, November 22–24, 1996*, pp. 229–259, [arXiv:quant-ph/9611010](#).
 - [4] J.F. Clauser, M.A. Home, A. Shimony, and R.A. Holt, *Phys. Rev. Lett.* **23**, 880 (1969).
 - [5] B.S. Cirel'son, *Lett. Math. Phys.* **4**, 93 (1980).
 - [6] A. Acharyya, and G. Paul, *Phys. Rev. A* **95**, 022326 (2017).
 - [7] I. Csizsár, J. Körner: *IEEE Trans. Information Theory* **24**(3), 339-348 (1978).
 - [8] A. K. Ekert, B. Huttner, G. M. Palma, and A. Peres, *PhysRevA*. **50**, 1047 (1994).
 - [9] N. Gisin, and B. Huttner, *Phys. Lett. A* **228**, 13-21 (1997).
 - [10] M. A. Nielsen and I. L. Chuang, *Quantum Computation and Quantum Information* (Cambridge University Press, Cambridge, UK, 2002).
 - [11] D. Bruß, M. Cinchetti, G. Mauro D' Ariano, and C. Macchiavello, *Phys. Rev. A* **62**, 012302 (2000).
 - [12] C. W. Helstrom, *Quantum Detection and Estimation Theory* (Academic Press, New York, 1976) pp. 8084.